



Table of Contents

1. Overview	2. BASIC Scores History
3. BASIC Measures	4. KPI: BASIC Measures by Cargo Group
5. Estimated ISS Score	6. Investigation Results
7. Penalties History	8. Acute Critical Violations
9. Red Flag Violation Details	10. DOT Registration Information
11. DOT MCS-150 History	12. Crash Summary
13. Inspection Summary	14. KPI: Inspection Viol OOS Rates by Cargo Group
15. FHWA Registration Information	16. FHWA Insurance Information
17. FHWA Authorities	18. Severe Violations
19. Violation Report	20. Violation Summary
21. Violation Enforcement Chronology	22. Inspection Violations & OOS Counts
23. Radius Of Operation	24. Inspection & Crash Locations
25. Cargo Hot Spots	26. Inspection Violations & OOS Chronology
27. Percent of Insp & Crash by State	28. VIN Insp Summary by State
29. Violations By Unit Type	30. Equipment Ownership
31. Equipment Details	32. Vehicle Age
33. States of Power Unit Registrations	34. Equipment Acquisitions
35. Driver Details	36. Shared VIN Summary
37. Shipper Table	38. Safety Summary
39. Safety Details	40. Crash Detail Color Coded
41. Inspections with Shared Equipment	42. Inspection Tabular Details
43. Inspection Summary By Month	44. VIN Inspection Violation Details
45. Inspection History	



Business Address

4259 W BULLARD AVE APT 201
FRESNO, CA
93722

Contact Info

(559)-577-0179
TIGERSQUAD81005@GMAIL.COM

FHWA Address

4259 W BULLARD AVE APT 201
FRESNO,CA,93722
Phone:(559)-577-0179

Mailing Address


4259 W BULLARD AVE APT 201
FRESNO, CA
93722

Overview ToC

Operating Status: AUTHORIZED FOR Property
2 other companies viewed this DOT in the past two months
Crash/PU ratio: 0.0%
Clean Inspection ratio: 0.0%

Estimated BASIC Scores (as of 12/27/2024)

	Unsafe Driving	Hours of Service	Driver Fitness	Controlled Sub. and Alcohol	Vehicle Maintenance	HM Compliance	Crash
Relative Scores	0%	0%	0%	0%	0%	0%	0%
Alert Status	No	No	No	No	No	No	No



Estimated Inspection Selection System (ISS) Score: 74
Category: Optional Inspect

* The Estimated ISS score is based on Insufficient Data Algorithm *

BASIC Scores History - Unsafe Driving ToC

There are no Scores for this BASIC

BASIC Scores History - Hours of Service ToC

There are no Scores for this BASIC

BASIC Scores History - Driver Fitness ToC

There are no Scores for this BASIC

BASIC Scores History - Controlled Substance ToC

There are no Scores for this BASIC



BASIC Scores History - Vehicle Maintenance ToC

There are no Scores for this BASIC

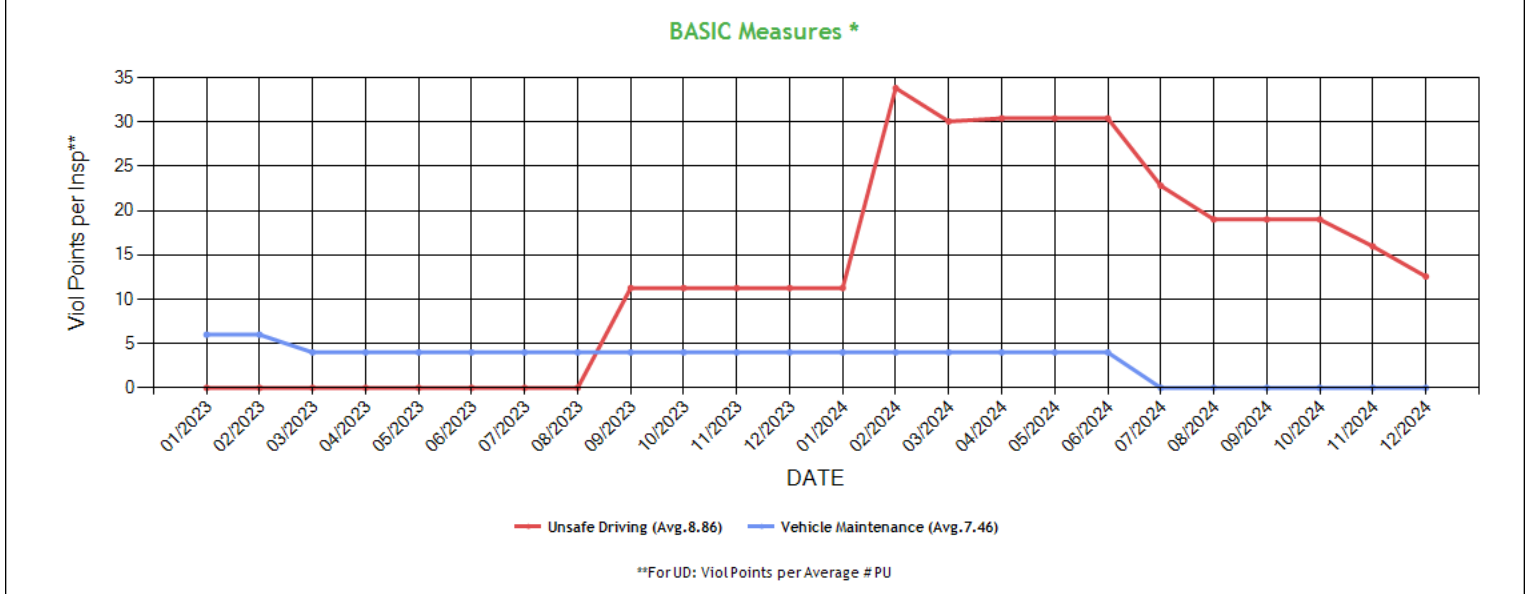
BASIC Scores History - Crash ToC

There are no Scores for this BASIC

BASIC Scores History - Hazmat ToC

There are no Scores for this BASIC

BASIC Measures: Violation Points per Inspection Trends ToC



* BASIC Measures are the absolute SMS scores that are compared within each Safety Event Group to determine the BASIC Score percentiles. Averages based on fleets with 1-5 power units.



BASIC Measures * - Table ToC

UD-Unsafe Driving, HOS-Hours of Service, DF-Driver Fitness, CS-Controlled Substances, VM-Vehicle Maintenance															
Date	UD Measure	UD AC	UD with Viol	HOS Measure	HOS AC	HOS with Viol	DF Measure	DF AC	DF with Viol	CS Measure	CS AC	CS with Viol	VM Measure	VM AC	VM with Viol
12/2024	12.57	N	2	0.00	N	0	0.00	N	0	0.00	N	0	0.00	N	0
11/2024	15.97	N	2	0.00	N	0	0.00	N	0	0.00	N	0	0.00	N	0
10/2024	19.01	N	2	0.00	N	0	0.00	N	0	0.00	N	0	0.00	N	0
09/2024	19.01	N	2	0.00	N	0	0.00	N	0	0.00	N	0	0.00	N	0
08/2024	19.01	N	2	0.00	N	0	0.00	N	0	0.00	N	0	0.00	N	0
07/2024	22.81	N	2	0.00	N	0	0.00	N	0	0.00	N	0	0.00	N	0
06/2024	30.42	N	2	0.00	N	0	0.00	N	0	0.00	N	0	4.00	N	1
05/2024	30.42	N	2	0.00	N	0	0.00	N	0	0.00	N	0	4.00	N	1
04/2024	30.42	N	2	0.00	N	0	0.00	N	0	0.00	N	0	4.00	N	1
03/2024	30.07	N	2	0.00	N	0	0.00	N	0	0.00	N	0	4.00	N	1
02/2024	33.83	N	2	0.00	N	0	0.00	N	0	0.00	N	0	4.00	N	1
01/2024	11.27	N	1	0.00	N	0	0.00	N	0	0.00	N	0	4.00	N	1
12/2023	11.27	N	1	0.00	N	0	0.00	N	0	0.00	N	0	4.00	N	1
11/2023	11.27	N	1	0.00	N	0	0.00	N	0	0.00	N	0	4.00	N	1
10/2023	11.27	N	1	0.00	N	0	0.00	N	0	0.00	N	0	4.00	N	1
09/2023	11.27	N	1	0.00	N	0	0.00	N	0	0.00	N	0	4.00	N	1
08/2023	0.00	N	0	0.00	N	0	0.00	N	0	0.00	N	0	4.00	N	1
07/2023	0.00	N	0	0.00	N	0	0.00	N	0	0.00	N	0	4.00	N	1
06/2023	0.00	N	0	0.00	N	0	0.00	N	0	0.00	N	0	4.00	N	1
05/2023	0.00	N	0	0.00	N	0	0.00	N	0	0.00	N	0	4.00	N	1
04/2023	0.00	N	0	0.00	N	0	0.00	N	0	0.00	N	0	4.00	N	1
03/2023	0.00	N	0	0.00	N	0	0.00	N	0	0.00	N	0	4.00	N	1
02/2023	0.00	N	0	0.00	N	0	0.00	N	0	0.00	N	0	6.00	N	2
01/2023	0.00	N	0	0.00	N	0	0.00	N	0	0.00	N	0	6.00	N	2
12/2022	0.00	N	0	0.00	N	0	0.00	N	0	0.00	N	0	4.40	N	2
11/2022	0.00	N	0	0.00	N	0	0.00	N	0	0.00	N	0	4.40	N	2
10/2022	0.00	N	0	0.00	N	0	0.00	N	0	0.00	N	0	4.40	N	2
09/2022	0.00	N	0	0.00	N	0	0.00	N	0	0.00	N	0	4.40	N	2
08/2022	0.00	N	0	0.00	N	0	0.00	N	0	0.00	N	0	4.40	N	2
07/2022	0.00	N	0	0.00	N	0	0.00	N	0	0.00	N	0	4.40	N	2
06/2022	0.00	N	0	0.00	N	0	0.00	N	0	0.00	N	0	5.00	N	1
05/2022	0.00	N	0	0.00	N	0	0.00	N	0	0.00	N	0	5.00	N	1
04/2022	0.00	N	0	0.00	N	0	0.00	N	0	0.00	N	0	5.00	N	1
03/2022	0.00	N	0	0.00	N	0	0.00	N	0	0.00	N	0	5.00	N	1
02/2022	0.00	N	0	0.00	N	0	0.00	N	0	0.00	N	0	6.66	N	1
01/2022	0.00	N	0	0.00	N	0	0.00	N	0	0.00	N	0	6.66	N	1
12/2021	0.00	N	0	0.00	N	0	0.00	N	0	0.00	N	0	5.00	N	1
11/2021	0.00	N	0	0.00	N	0	0.00	N	0	0.00	N	0	5.00	N	1
10/2021	0.00	N	0	0.00	N	0	0.00	N	0	0.00	N	0	5.00	N	1
09/2021	0.00	N	0	0.00	N	0	0.00	N	0	0.00	N	0	5.00	N	1
08/2021	0.00	N	0	0.00	N	0	0.00	N	0	0.00	N	0	6.00	N	1
07/2021	0.00	N	0	0.00	N	0	0.00	N	0	0.00	N	0	6.00	N	1
06/2021	0.00	N	0	0.00	N	0	0.00	N	0	0.00	N	0	5.00	N	1
05/2021	0.00	N	0	0.00	N	0	0.00	N	0	0.00	N	0	5.00	N	1
04/2021	0.00	N	0	0.00	N	0	0.00	N	0	0.00	N	0	5.00	N	1
03/2021	0.00	N	0	0.00	N	0	0.00	N	0	0.00	N	0	5.00	N	1
02/2021	0.00	N	0	0.00	N	0	0.00	N	0	0.00	N	0	0.00	N	0
01/2021	0.00	N	0	0.00	N	0	0.00	N	0	0.00	N	0	0.00	N	0
12/2020	0.00	N	0	0.00	N	0	0.00	N	0	0.00	N	0	0.00	N	0
11/2020	0.00	N	0	0.00	N	0	0.00	N	0	0.00	N	0	0.00	N	0
10/2020	0.00	N	0	0.00	N	0	0.00	N	0	0.00	N	0	0.00	N	0
09/2020	0.00	N	0	0.00	N	0	0.00	N	0	0.00	N	0	0.00	N	0

* BASIC Measures are the absolute SMS scores that are compared within each Safety Event Group to determine the BASIC Score percentiles.



KPI: BASIC Measures by Fleet Size and Cargo Group ToC

Fleet Size: 1-5 PUs														
Cargo Group (Companies)	Unsafe Driving		Hours of Service		Driver Fitness		Controlled Substance		Vehicle Maintenance		HM Compliance		Crash	
	Avg.	Comp. to Avg.	Avg.	Comp. to Avg.	Avg.	Comp. to Avg.	Avg.	Comp. to Avg.	Avg.	Comp. to Avg.	Avg.	Comp. to Avg.	Avg.	Comp. to Avg.
Bulk Goods (251965)	0.77	Worse	0.23	Better	0.13	Better	0.01	Better	1.72	Better	0.01	Better	0.06	Better
General Freight (487017)	0.79	Worse	0.23	Better	0.20	Better	0.02	Better	1.90	Better	0.01	Better	0.06	Better
Refrigerated (65131)	1.52	Worse	0.56	Better	0.16	Better	0.02	Better	2.62	Better	0.01	Better	0.11	Better
HARPREET SINGH DEOSI	12.57		0.00		0.00		0.00		0.00		0.00		0.00	

Estimated ISS Score: 74 Optional Inspect ToC About the Inspection Selection System



Estimated ISS Score History - Table ToC

Date	Estimated ISS Score	Recommendation	Algorithm
12/27/2024	74	Optional Inspect	Insufficient Data Algorithm
11/29/2024	74	Optional Inspect	Insufficient Data Algorithm
10/25/2024	74	Optional Inspect	Insufficient Data Algorithm
09/27/2024	74	Optional Inspect	Insufficient Data Algorithm
08/30/2024	74	Optional Inspect	Insufficient Data Algorithm
07/26/2024	74	Optional Inspect	Insufficient Data Algorithm
06/28/2024	1	Pass	Safety Algorithm
05/31/2024	1	Pass	Safety Algorithm
04/26/2024	1	Pass	Safety Algorithm
03/29/2024	1	Pass	Safety Algorithm
02/23/2024	1	Pass	Safety Algorithm
01/26/2024	74	Optional Inspect	Insufficient Data Algorithm
12/29/2023	74	Optional Inspect	Insufficient Data Algorithm
11/24/2023	74	Optional Inspect	Insufficient Data Algorithm
10/27/2023	74	Optional Inspect	Insufficient Data Algorithm
09/29/2023	74	Optional Inspect	Insufficient Data Algorithm
08/25/2023	66	Optional Inspect	Insufficient Data Algorithm
07/28/2023	63	Optional Inspect	Insufficient Data Algorithm
06/30/2023	64	Optional Inspect	Insufficient Data Algorithm
05/26/2023	65	Optional Inspect	Insufficient Data Algorithm
04/28/2023	67	Optional Inspect	Insufficient Data Algorithm
03/31/2023	63	Optional Inspect	Insufficient Data Algorithm
02/24/2023	74	Optional Inspect	Insufficient Data Algorithm
01/27/2023	74	Optional Inspect	Insufficient Data Algorithm
12/30/2022	1	Pass	Safety Algorithm
11/25/2022	1	Pass	Safety Algorithm
10/28/2022	1	Pass	Safety Algorithm
09/30/2022	1	Pass	Safety Algorithm
08/26/2022	1	Pass	Safety Algorithm
07/29/2022	1	Pass	Safety Algorithm
06/24/2022	72	Optional Inspect	Insufficient Data Algorithm
05/27/2022	72	Optional Inspect	Insufficient Data Algorithm
04/29/2022	72	Optional Inspect	Insufficient Data Algorithm
03/25/2022	72	Optional Inspect	Insufficient Data Algorithm
02/25/2022	72	Optional Inspect	Insufficient Data Algorithm
01/28/2022	72	Optional Inspect	Insufficient Data Algorithm
12/31/2021	72	Optional Inspect	Insufficient Data Algorithm
11/26/2021	72	Optional Inspect	Insufficient Data Algorithm
10/29/2021	72	Optional Inspect	Insufficient Data Algorithm
09/24/2021	72	Optional Inspect	Insufficient Data Algorithm
08/27/2021	71	Optional Inspect	Insufficient Data Algorithm
07/30/2021	71	Optional Inspect	Insufficient Data Algorithm
06/25/2021	71	Optional Inspect	Insufficient Data Algorithm
05/28/2021	71	Optional Inspect	Insufficient Data Algorithm
04/30/2021	71	Optional Inspect	Insufficient Data Algorithm
03/26/2021	71	Optional Inspect	Insufficient Data Algorithm
02/26/2021	67	Optional Inspect	Insufficient Data Algorithm
01/29/2021	63	Optional Inspect	Insufficient Data Algorithm
12/18/2020	63	Optional Inspect	Insufficient Data Algorithm
11/27/2020	63	Optional Inspect	Insufficient Data Algorithm
10/30/2020	63	Optional Inspect	Insufficient Data Algorithm
09/25/2020	63	Optional Inspect	Insufficient Data Algorithm

Investigation Results ToC

No Investigations reported on FMCSA website



Penalties History [ToC](#)

There is a problem with the Penalties data on FMCSA website.

Acute Critical Violations (Based on Investigations as per CSA Methodology Appendix A) [ToC](#)

No Data

No red flag violations in the last 24 months

DOT Registration Information: The following information on this specific DOT # is from the Federal DOT (as of Operating Authority)

DOT Registration: 08/28/2020		Total Power Units: 3	Total Trucks: 3	Total Trailers: 0	Total Passenger Vehicles: 0
Status	Entity Type	Organization Type	Nation	Total Cars	Drivers / CDL Drivers
A	C	-	US	0	4 / 4
MCS-150 Date	Op Codes	Shipper Op Codes	Shipper HazMat Op Codes	Latest Review Type	Latest Review Document Number(Date)
12/09/2024	A				()
MCS-150 Mileage (Year)	Record Update Date	Transports Hazmats	DOT Census Date	Recordable Accident Rate	Preventable Accident Rate
122 (2023)	12/09/2024	N	08/28/2020	0%	0%
MCS-151 Mileage	Safety Rating (Date)	SEA Accident	SEA Driver	SEA Vehicle	SEA Management
0	None (None)	0%	0%	0%	0%
Classification Codes		Cargo Carried (per MCS-150)			
Authorized-For-Hire		General Freight, Fresh Produce, Meat, Refrigerated foods, Beverages			

DOT MCS-150 History [ToC](#)

(as of 12/23/2024 DOT census)

Census Date	MCS-150 Date	MCS-150 Mileage	VMT Year	Power Units	Drivers	Trailers	Company Rep1	Company Rep2	Email
12/23/2024	12/9/2024	122	2023	3	4	-	HARPREET SINGH DEOSI		HARPREET81005@GMAIL.COM
4/9/2023	3/21/2023	123995	2022	1	1	1	HARPREET SINGH DEOSI		HARPREET81005@GMAIL.COM
3/9/2023	3/3/2023	123995	2022	1	1	1	HARPREET SINGH DEOSI		HARPREET81005@GMAIL.COM
3/9/2022	3/2/2022	105567	2021	1	1	0	HARPREET SINGH DEOSI		HARPREET81005@GMAIL.COM
9/9/2020	8/28/2020	0		1	1	0	HARPREET SINGH DEOSI		HARPREET81005@GMAIL.COM

Crash Summary Chart [ToC](#)Crashes Summary - Chart (based on all available crash data)

No Data



Crashes Summary - Table (based on all available crash data) ToC										
	TOTAL	Last 6 months	7-12 months	13-18 months	19-24 months	25-30 months	30-36 months	37-41 months	42-48 months	Over 49 months
Total Reportable	0	0	0	0	0	0	0	0	0	0
Fatalities	0	0	0	0	0	0	0	0	0	0
Injuries	0	0	0	0	0	0	0	0	0	0
Tow Away	0	0	0	0	0	0	0	0	0	0
With Citations	0	0	0	0	0	0	0	0	0	0
Federal Recordable	0	0	0	0	0	0	0	0	0	0
Preventable	0	0	0	0	0	0	0	0	0	0
Crash per Pwr Unit	-	0.0%	0.0%	0.0%	0.0%	0.0%	0.0%	0.0%	0.0%	-

Inspection Summary ToC			
The following inspection information is based on results for 24 months prior to: 02/07/2025. Please note that the total inspections number is not necessarily the total of the vehicle, driver and hazmat inspections, as one inspection may have included any combination of the below inspections.			
Overall	Vehicle	Driver	Hazmat
<i>(Please note that the total inspections number is not necessarily the total of the vehicle, driver and hazmat inspections, as one inspection may have included any combination of the below inspections)</i> Total Inspections: 2 Total Out of Service: 0 Out of Service: 0% National Average: 20.82% Difference: -20.82%	Total Inspections: 0 Total Out of Service: 0 Out of Service: 0.00% National Average: 24.68% Difference: -24.68%	Total Inspections: 2 Total Out of Service: 0 Out of Service: 0.00% National Average: 6.67% Difference: -6.67%	Total Inspections: 0 Total Out of Service: 0 Out of Service: 0.00% National Average: 2.97% Difference: -2.97%

KPI: Inspection Viol OOS Rates by Cargo Group ToC								
Cargo Group	OVERALL		VEHICLE		DRIVER		HAZMAT	
	Average	Compared to Average	Average	Compared to Average	Average	Compared to Average	Average	Compared to Average
Bulk Goods	24.23%	Better	22.30%	Better	9.12%	Better	0.16%	Better
General Freight	28.74%	Better	24.98%	Better	12.59%	Better	0.22%	Better
Refrigerated	22.83%	Better	20.76%	Better	10.37%	Better	0.08%	Better
HARPREET SINGH DEOSI	0%		0%		0%		0%	

FHWA Registration Information: The following data on this Motor Carrier is from the Federal Hwy Administration (as of 2/12/2024)								
Docket Number	DOT Number	Company Name	DBA Name	Address	City	State	Country	ZIP Code
MC1140790	3478484	HARPREET SINGH DEOSI	TIGER SQUAD	4259 W BULLARD AVE APT 201	FRESNO	CA	US	93722
Phone Number	Fax Number	Mail Address	Mail City	Mail State	Mail Contry	Mail ZIP Code	Mail Phone Number	Mail Fax Number
(559)-577-0179								
Date of Last Change	Freight	Passenger	Household Goods	Active Authority	Pending Authority	Revocation Pending Authority		
2/12/2024	Y	N	N	/ Common /	/	/		

Insurance Required (as of 04/30/2024) ToC			
Docket Number	Insurance Type	Insurance Required	Insurance on File
MC1140790	BIPD	\$750k	\$750k
MC1140790	Cargo	No	No
MC1140790	Bond	No	No



Active / Pending Insurance (as of 04/30/2024)										
Docket Number	Form	Type	Insurance Carrier	Policy/Surety	Coverage From	Coverage To	Required	On File	Effective Date	Cancel Date
MC1140790	91X	BIPD/Primary	WILSHIRE INSURANCE COMPANY	BA2608814	\$0k	\$750k	\$750k	\$750k	02/12/2024	-

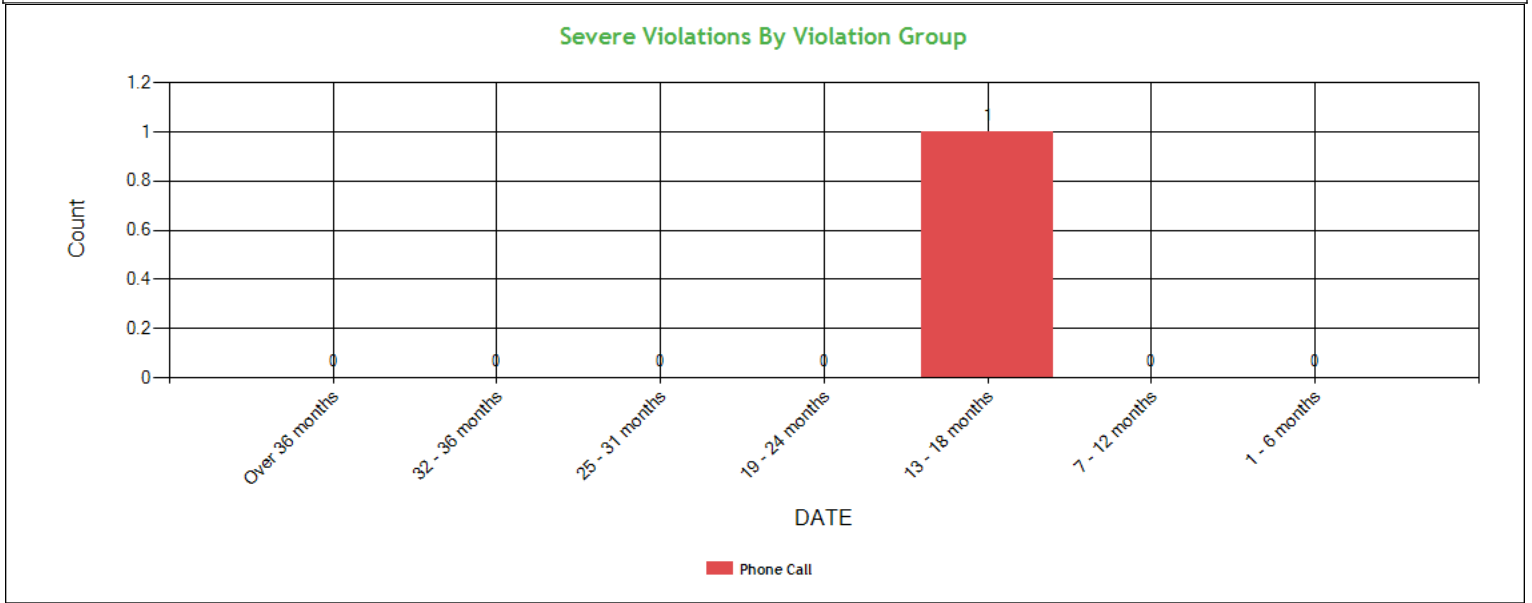
Insurance History (as of 04/30/2024)									
Docket Number	Form	Type	Insurance Carrier	Policy/Surety	Coverage From	Coverage To	Effective Date From	Effective Date To	
MC1140790	91X	BIPD/Primary	SECURITY NATIONAL INSURANCE CO.	SMC1797542	\$0k	\$750k	02/12/2023	02/12/2024	Cancelled
MC1140790	91X	BIPD/Primary	SECURITY NATIONAL INSURANCE CO.	SMC1797542	\$0k	\$750k	02/12/2022	02/12/2023	Cancelled
MC1140790	91X	BIPD/Primary	SECURITY NATIONAL INSURANCE CO.	SMC1797542	\$0k	\$750k	02/12/2021	02/12/2022	Cancelled
MC1140790	91X	BIPD/Primary	UNITED SPECIALTY INSURANCE COMPANY	KYL-0001861-00	\$0k	\$750k	10/24/2020	03/18/2021	Cancelled
MC1140790	91X	BIPD/Primary	UNITED SPECIALTY INSURANCE COMPANY	KYL-0001861-00	\$0k	\$750k	10/24/2020	02/12/2021	Replaced

FHWA Authorities (as of 04/30/2024) ToC								
Docket#	L&I Name	Active Authority	Inactive Authority	Pending Authority	Revocation Pending Authority	Freight	Passenger	Household Goods
MC1140790	HARPREET SINGH DEOSI	Common /				Yes	No	No

Authority History (as of 04/30/2024)				
Docket Number	Sub	Auth Type	Original Action	Disposition
MC1140790		COMMON	INVOLUNTARY REVOCATION 1/16/2024 12:00:00 AM	DISCONTINUED REVOCATION 2/8/2024 12:00:00 AM
MC1140790		COMMON	INVOLUNTARY REVOCATION 1/18/2023 12:00:00 AM	DISCONTINUED REVOCATION 2/8/2023 12:00:00 AM
MC1140790		COMMON	INVOLUNTARY REVOCATION 1/18/2022 12:00:00 AM	DISCONTINUED REVOCATION 2/9/2022 12:00:00 AM
MC1140790		COMMON	GRANTED 11/9/2020 12:00:00 AM	



Severe Violations (i.e. those with >= 8 points) - Chart : 1 Violations 1 occurrences ToC



Severe Violations (i.e. those with >= 8 points) - Table : 1 Violations 1 occurrences ToC

Code	Description	Category	BASIC Weight	Total count	Last 6 months	7-12 months	13-18 months	19-24 months	25-31 months	32-36 months	Over 36 months
392.82A1	Using a hand-held mobile telephone while operating a CMV	Phone Call	10	1	0	0	1	0	0	0	0

Violation Report ToC

Inspection Date	Inspection State	BASIC	Violation Description	OOS	VIN	Severity Points
01/25/2024	NM	Unsafe Driving	392.82A1 - Using a hand-held mobile telephone while operating a CMV	No	3AKJHHDR3KSKC5253	10
08/28/2023	CA	Unsafe Driving	392.2T - Improper turns	No	3AKJHHDR3KSKC5253	5
07/12/2022	CA	Vehicle Maintenance	396.3A1BL - Brake system pressure loss	No	4V4NC9EHXNN603469	4
03/10/2021	UT	Vehicle Maintenance	393.9 - Inoperative required lamps	No	3AKJGLD52GSGX9432	2
03/10/2021	UT	Vehicle Maintenance	396.3A1 - Inspection/repair and maintenance parts and accessories	No	3H3V532C1JR457372	2

No filters were applied when generating this report, see the live report for more options.

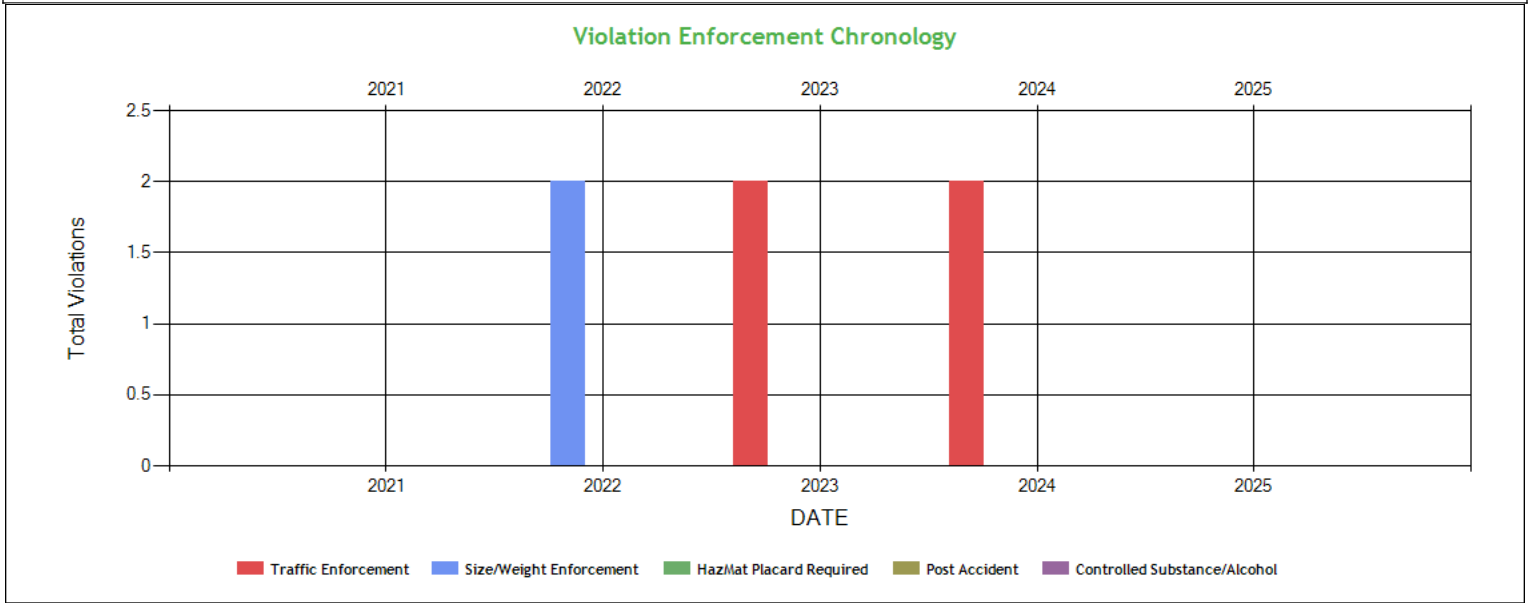
Violation Summary ToC

BASIC	Violation Group	Code	Description	# of Violations	# of OOS Violations	Severity Points
Unsafe Driving	Phone Call	392.82A1	Using a hand-held mobile telephone while operating a CMV	1	0	10
Unsafe Driving	Dangerous Driving	392.2T	Improper turns	1	0	5

No filters were applied when generating this report, see the live report for more options.



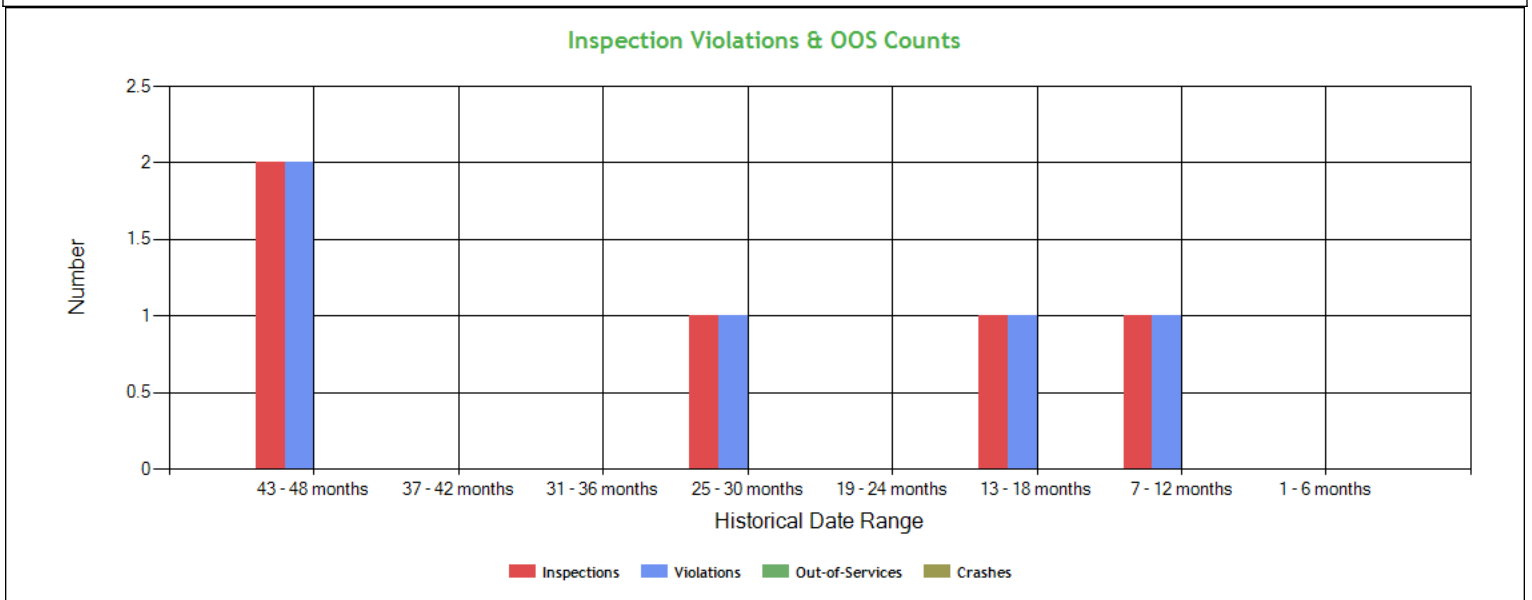
Violation Enforcement Chronology - Chart ToC



Violation Enforcement Chronology - Table ToC

	2021	2022	2023	2024	2025
Traffic Enforcement	0	0	2	2	0
Size/Weight Enforcement	0	2	0	0	0
HazMat Placard Required	0	0	0	0	0
Post Accident	0	0	0	0	0
Controlled Substance/Alcohol	0	0	0	0	0

Inspection Violations & OOS Counts - Chart ToC



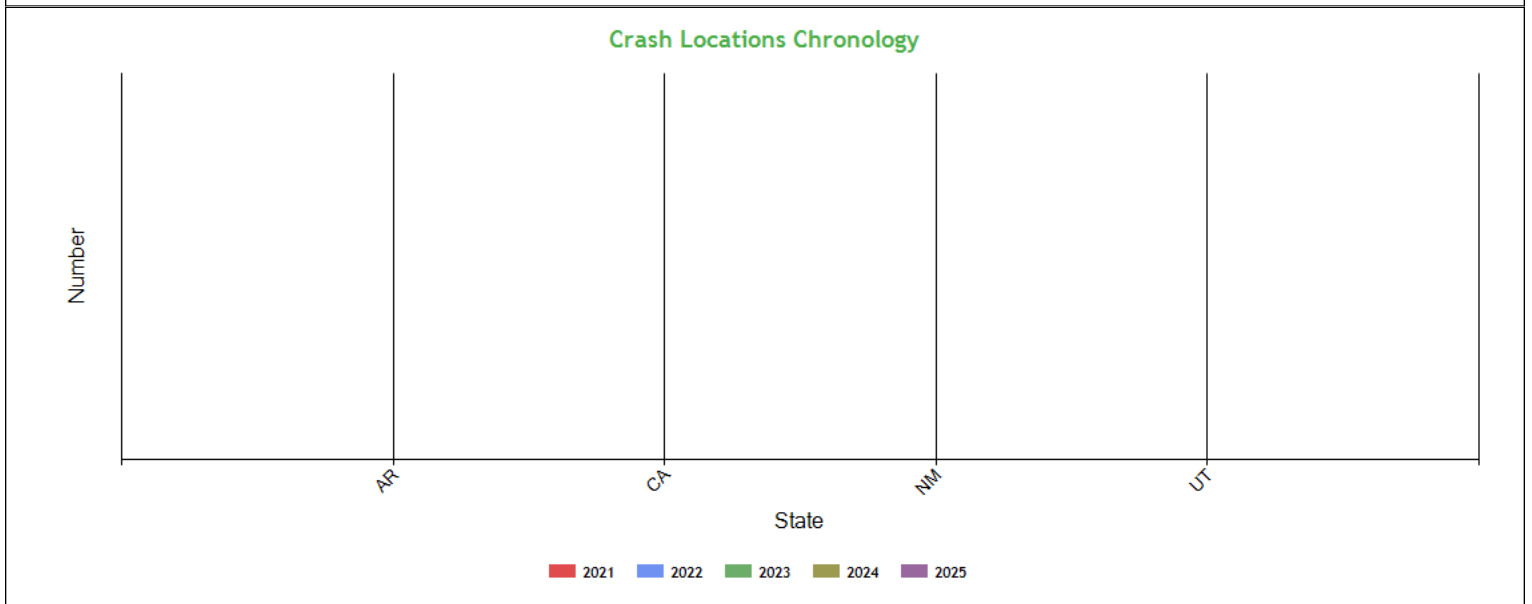
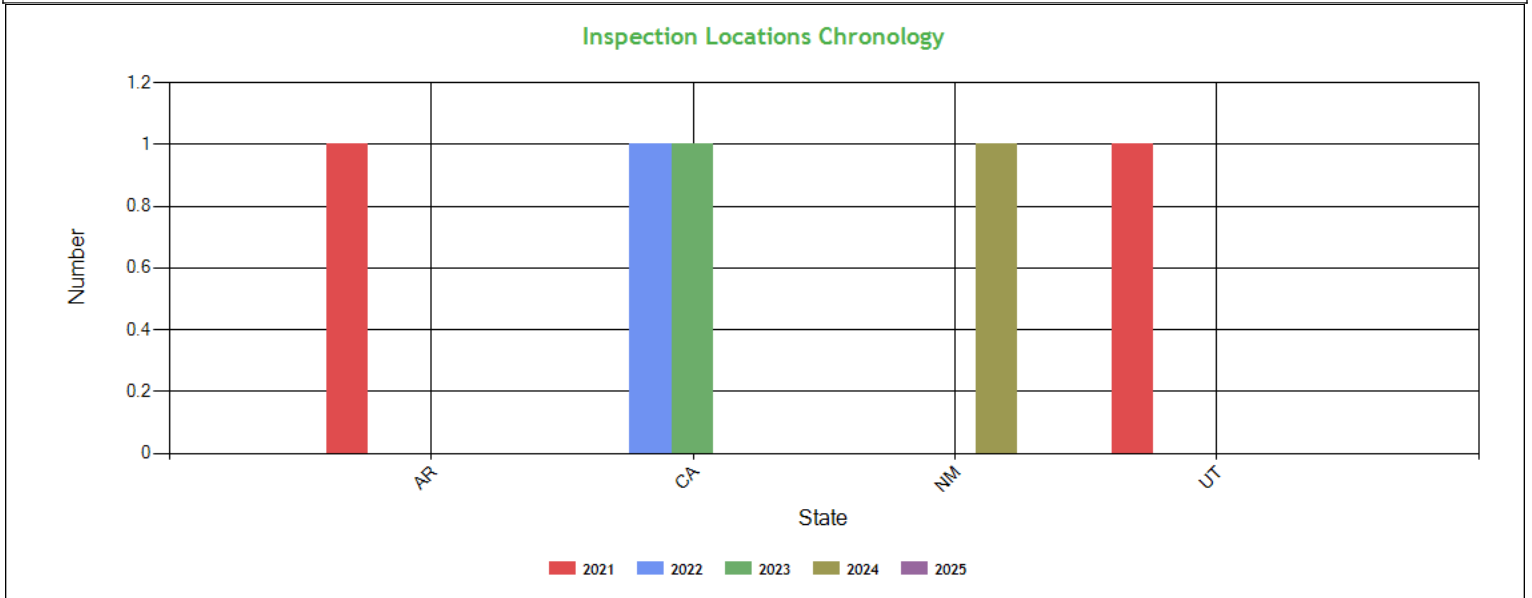


Inspection Violations & OOS Counts - Table ToC				
Date Range	Inspections	Violations	Out-of-Services	Crashes
TOTAL	5	5	0	0
1 - 6 months	0	0	0	0
7 - 12 months	1	1	0	0
13 - 18 months	1	1	0	0
19 - 24 months	0	0	0	0
25 - 30 months	1	1	0	0
31 - 36 months	0	0	0	0
37 - 42 months	0	0	0	0
43 - 48 months	2	2	0	0

Radius of Operation (based on Inspections and Crashes during the past 3 years) ToC								
	Total	Drive between 0 and 50 miles radius	Drive between 51 and 200 miles radius	Drive between 201 and 300 miles radius	Drive between 301 and 400 miles radius	Drive between 401 and 500 miles radius	Drive between 501 and 600 miles radius	Drive beyond 600 miles radius
Power Units (i.e. unique VINs)	2	0	1	0	0	0	0	1
Percent	100%	0%	50%	0%	0%	0%	0%	50%



Inspection & Crash Locations - Chart ToC



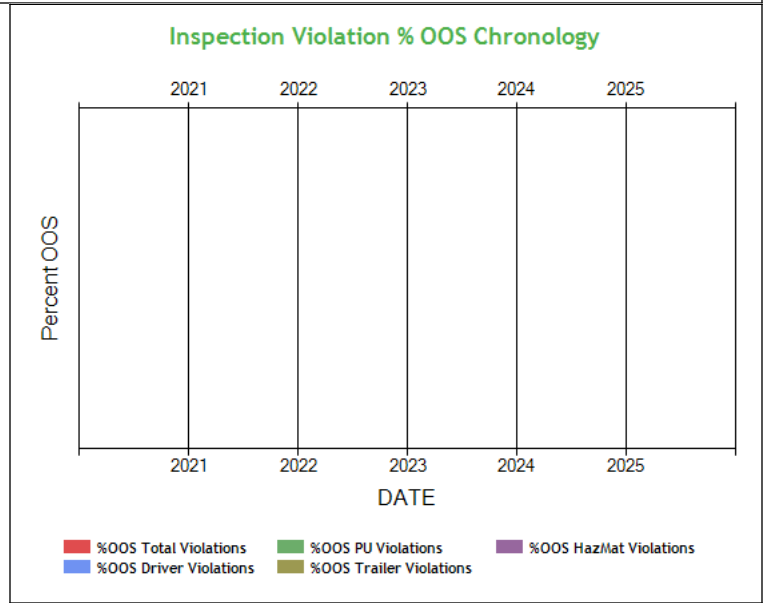
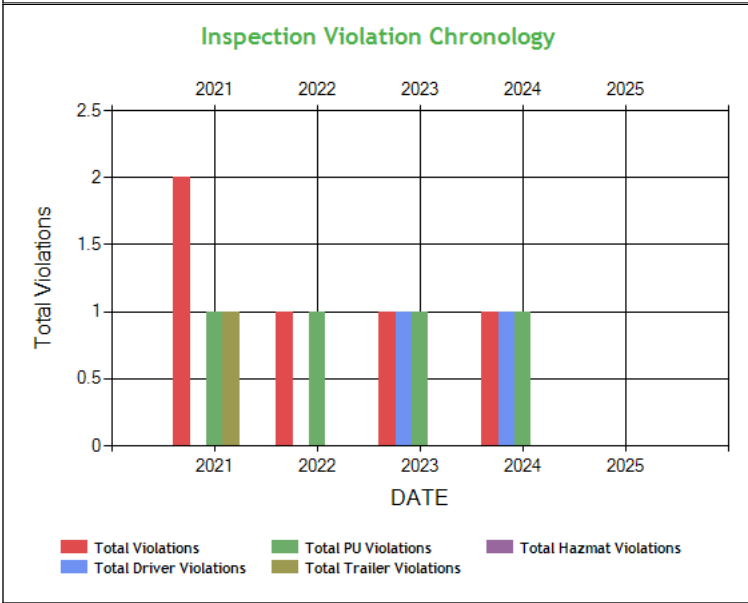
Inspection & Crash Locations - Table ToC

State	Inspections					Violations					Out-of-Services					Crashes				
	2021	2022	2023	2024	2025	2021	2022	2023	2024	2025	2021	2022	2023	2024	2025	2021	2022	2023	2024	2025
TOTAL	2	1	1	1	0	2	1	1	1	0	0	0	0	0	0	0	0	0	0	0
AR	1	0	0	0	0	0	0	0	0	0	0	0	0	0	0	0	0	0	0	0
CA	0	1	1	0	0	0	1	1	0	0	0	0	0	0	0	0	0	0	0	0
NM	0	0	0	1	0	0	0	0	1	0	0	0	0	0	0	0	0	0	0	0
UT	1	0	0	0	0	2	0	0	0	0	0	0	0	0	0	0	0	0	0	0

No hot spot data in the last 12 months



Inspection Violation % OOS Chronology - Chart ToC

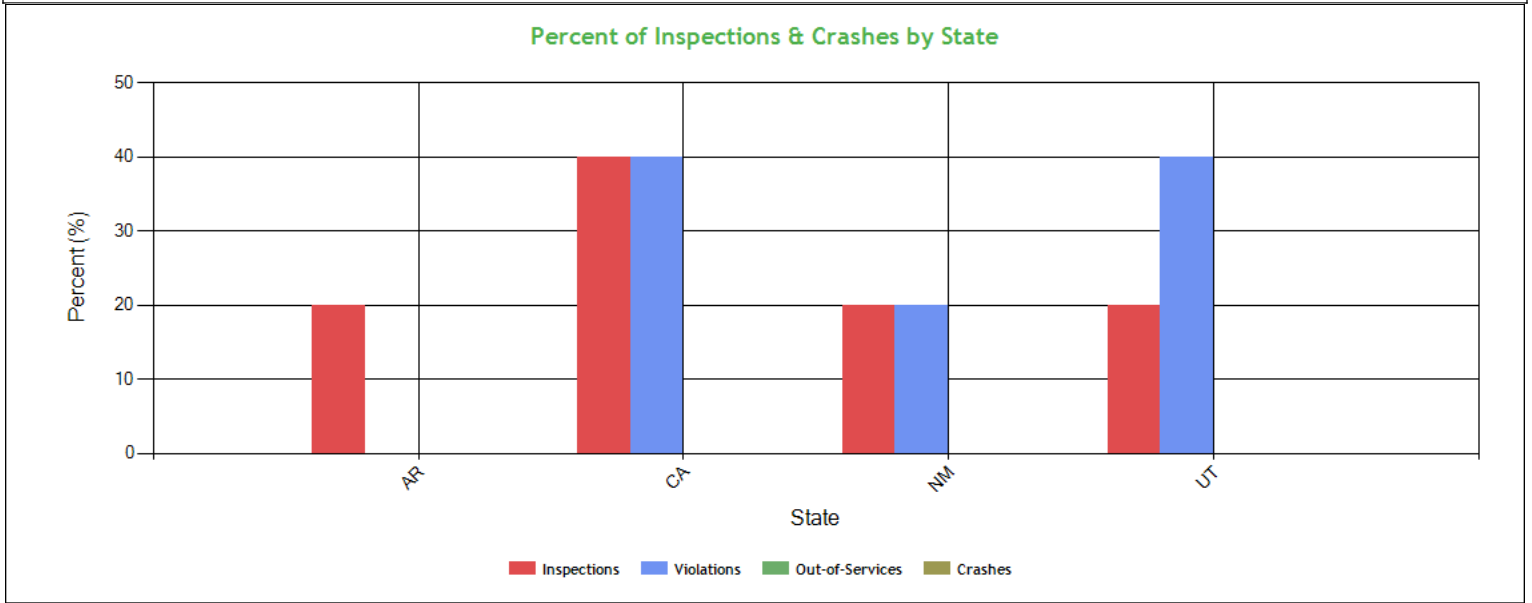


Inspection Violation % OOS Chronology - Table ToC

	2021	2022	2023	2024	2025
Total Violations	2	1	1	1	0
Total Out Of Services	0	0	0	0	0
%OOS Total Violations	0	0	0	0	0
Total Driver Violations	0	0	1	1	0
Total Driver Out Of Services	0	0	0	0	0
%OOS Driver Violations	0	0	0	0	0
Total PU Violations	1	1	1	1	0
Total PU Out Of Services	0	0	0	0	0
%OOS PU Violations	0	0	0	0	0
Total Trailer Violations	1	0	0	0	0
Total Trailer Out Of Services	0	0	0	0	0
%OOS Trailer Violations	0	0	0	0	0
Total Hazmat Violations	0	0	0	0	0
Total Hazmat Out Of Services	0	0	0	0	0
%OOS HazMat Violations	0	0	0	0	0



Percent of Insp & Crash by State - Chart ToC



Percent of Insp & Crash by State - Table (based on Inspection data from the last 4 years) ToC

State	Inspections		Violations		Out-of-Services		Crashes	
	Total	Percent	Total	Percent	Total	Percent	Total	Percent
	5	100	5	100	0	100	0	100
AR	1	20	0	0	0	0	0	0
CA	2	40	2	40	0	0	0	0
NM	1	20	1	20	0	0	0	0
UT	1	20	2	40	0	0	0	0

VIN Insp Summary by State (based on inspection from the last 2 years) ToC

VIN	Insp	Viol Pts	Counts in each State					
			CA		NM		UT	
			Insp	Viol Pts	Insp	Viol Pts	Insp	Viol Pts
TOTALS	7/47*	4/23**	2	9	1	10	1	4
3AKJHHDR3KSKC5253	2	15	1	5	1	10	0	0
3AKJGLD52GSGX9432	1	2	0	0	0	0	1	2
3H3V532C1JR457372	1	2	0	0	0	0	1	2
4V4NC9EHXNN603469	1	4	1	4	0	0	0	0

*<Total number of inspections for these 4 VIN(s)>/n<Total number of inspections for these 3 state(s)>

**<Total severity sum for these 4 VIN(s)>/n<Total severity sum for these 3 state(s)>

Violations By Unit Type ToC

of Violations: 2 Total Severity: 15 based on inspections in the last 2 years

Violation Unit: Driver	# of Violations: 2	Total Severity: 15	% of Total: 100%
Viol. Group: Phone Call	# of Violations: 1	Total Severity: 10	% of Total: 66.67%
Violation	Number of Occurrences	Viol. Severity	Total Severity
392.82A1:Using a hand-held mobile telephone while operating	1	10	10
Viol. Group: Dangerous Driving	# of Violations: 1	Total Severity: 5	% of Total: 33.33%
392.2T:Improper turns	1	5	5



Equipment Ownership ToC Equipment Ownership (based on MCS-150 dated 12/9/2024)					
	Trucks	Tractors	Trailers	Motor Coaches	Vans
Owned	0	3	0	0	0
Term Leased	0	0	0	0	0
Trip Leased	0	0	0	0	0
Total No.	0	3	0	0	0

Equipment Details Power Units ToC									
VIN	Latest Insp Date	Year	Make	Model	Body Class	Body Type	Axles	Len	Fuel Type
3AKJHHDR3KS KC5253	01/25/2024	2019	FREIGHTLINER	New Cascadia 126" Sleepercab	Truck-Tractor	-	-	-	Diesel
4V4NC9EHXNN 603469	07/12/2022	2022	VOLVO	VNL	Truck-Tractor	-	-	-	-
3AKJGLD52GS GX9432	03/10/2021	2016	FREIGHTLINER	Cascadia	Truck-Tractor	-	-	-	Diesel

Equipment Details Trailers									
VIN	Latest Insp Date	Year	Make	Model	Body Class	Body Type	Axles	Len	Fuel Type
1UYVS2533EU8 76707	01/25/2024	2014	UTILITY	Utility Trailer Manufacturer	Trailer	Van Trailer	2	53	-
1UYVS2533GU5 92142	08/28/2023	2016	UTILITY	Utility Trailer Manufacturer	Trailer	Van Trailer	2	53	-
1UYVS2534N25 94801	07/12/2022	2022	UTILITY	Utility Trailer Manufacturer	Trailer	Van Trailer	2	53	Not Applicable
3H3V532C1JR4 57372	03/10/2021	2018	HYUNDAI OF MEXICO	HYUNDAI TRANSLEAD	Trailer	Van Trailer	2	53	-

Vehicle Age ToC				
Year	# Power Units	PU Percentage	# Trailers	Trailres Percentage
2019	1	100.00%	0	0.00%
2016	0	0.00%	1	50.00%
2014	0	0.00%	1	50.00%

Based on 24 months of inspection data, see the live report for more options

States of Power Unit Registrations ToC			
State	CA	NM	UT
Number of Power Units	2	1	1

Equipment Acquisitions - Table ToC						
	Power Units inspected for 1st time in past 12 months	Power Units inspected for 1st time in past 24 months	Power Units inspected during entire date range	Trailers inspected for 1st time in past 12 months	Trailers inspected for 1st time in past 24 months	Trailers inspected during entire date range
Unique VINs	0	1	3	0	2	5
Unique License Plates	0	1	3	0	2	5
License Plate States	0	1	1	0	2	3



Driver Details ToC Driver Details (based on MCS-150 dated 12/9/2024)			
	Within 100 mi	Beyond 100 mi	TOTAL
# Drivers Interstate	0	0	2
# Drivers Intrastate	0	4	0
TOTAL	0	4	/
Avg. # Trip Lease Drivers/Mo: 0 # Drivers Grand Total: 4 # Drivers Commercially Licensed: 4			

Shared VIN Summary ToC

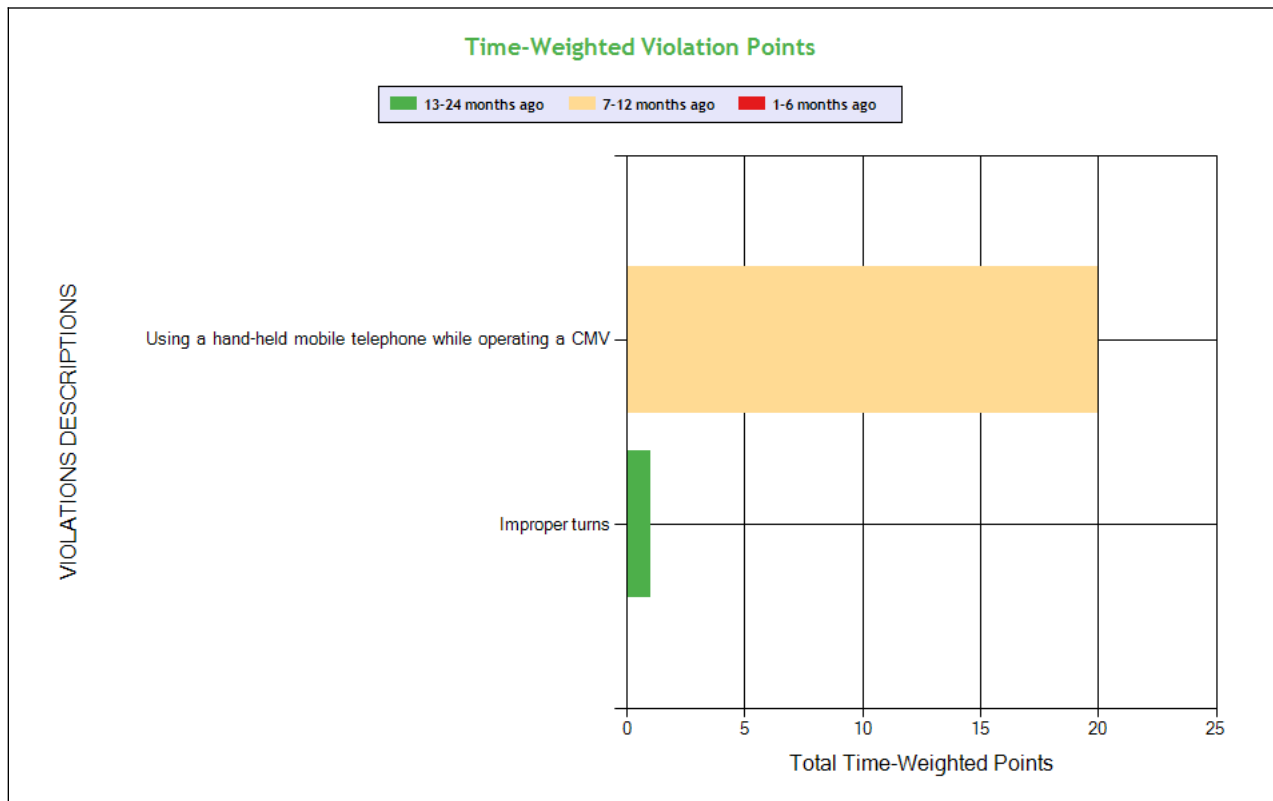
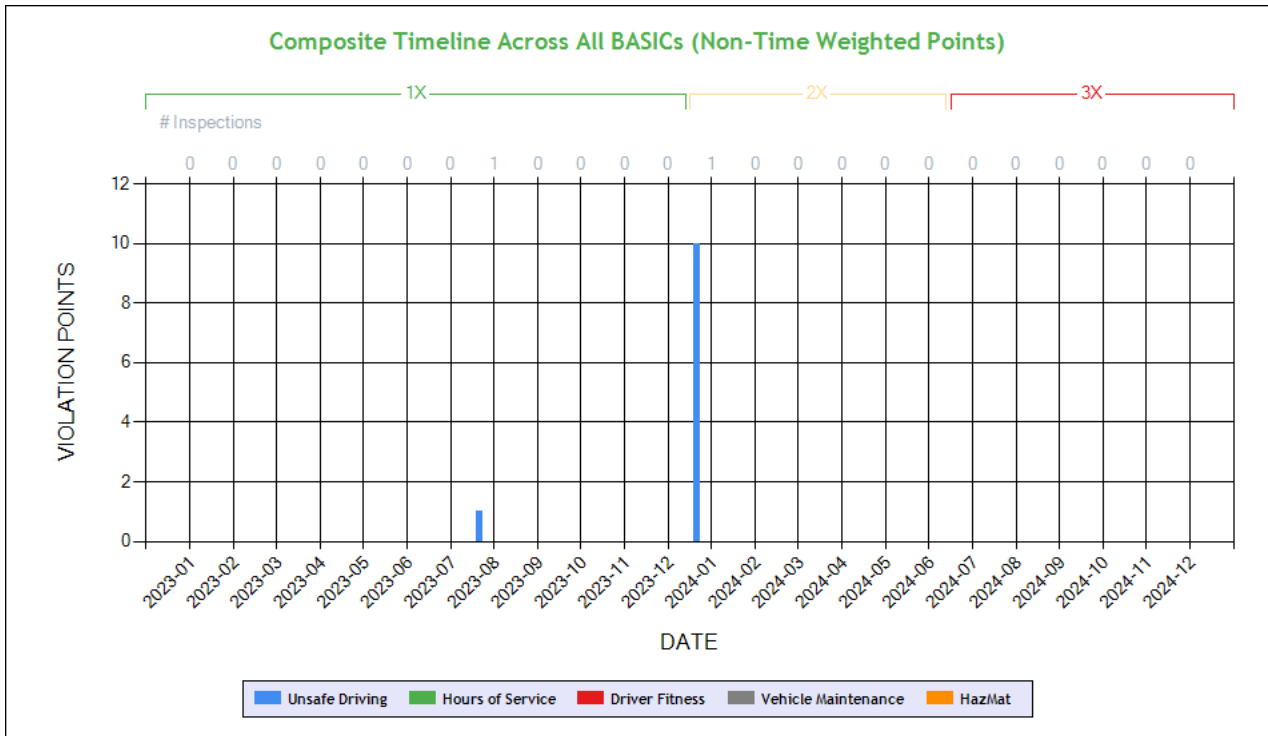
No Data

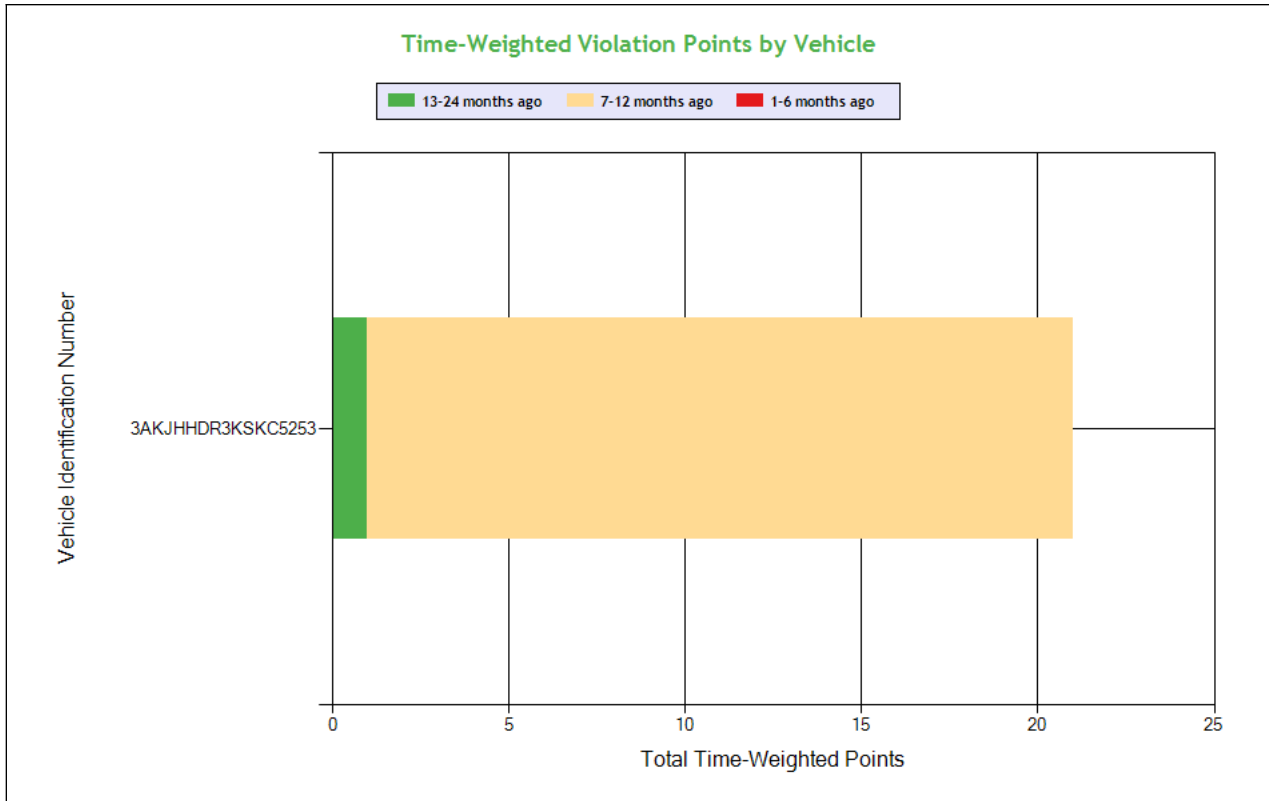
SHIPPERS DETAIL ToC based on Inspection results for the last 4 years

Shipper Name	Number of Inspections	Shipper Name	Number of Inspections
No Shipper listed	2	DDSI-SFS	1
SUJA LIFE LLC	1		



Carrier Underwriting Report Safety Summary ToC





See the Excel file for the complete analysis

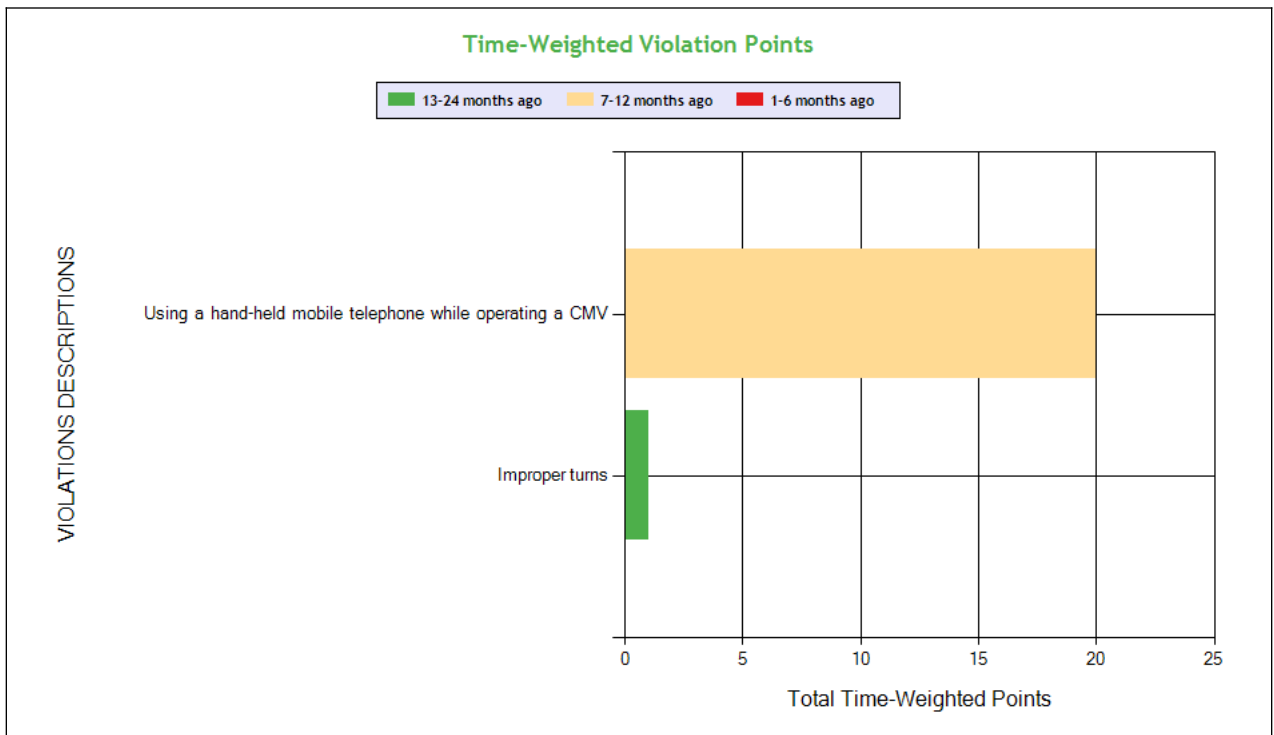
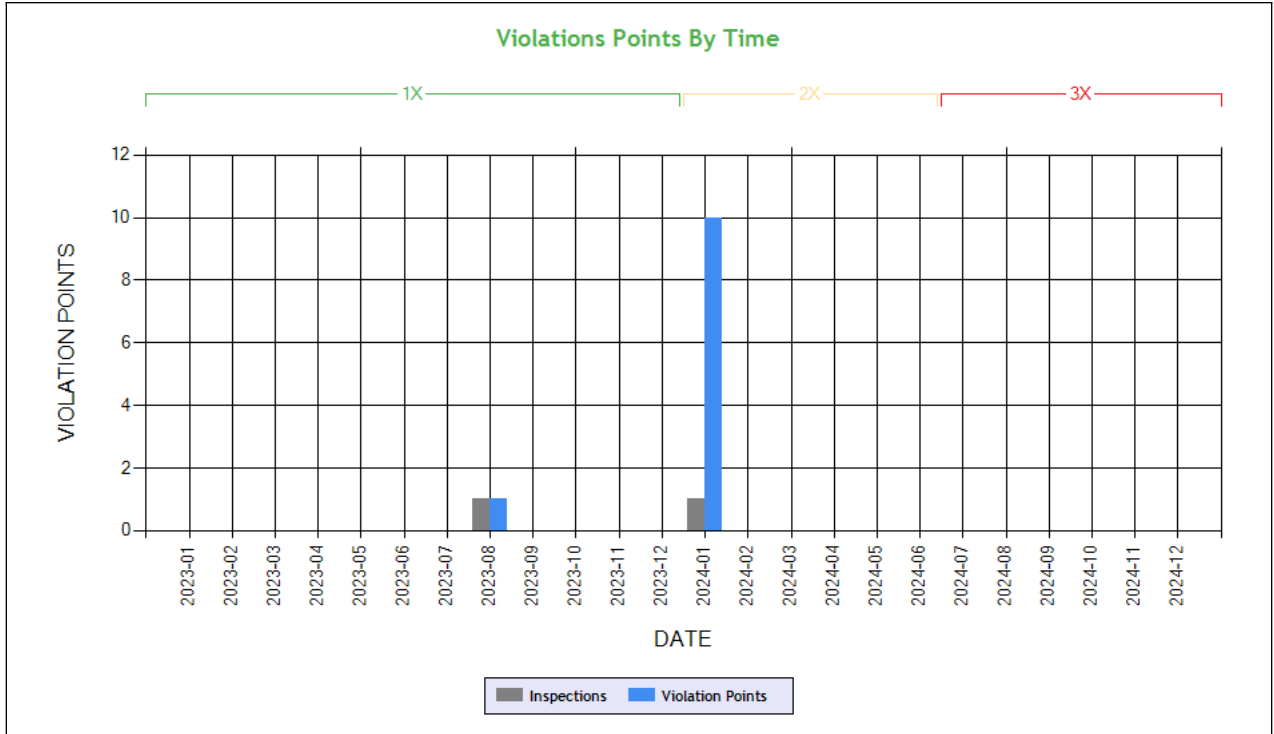
Violations is in (1-6/7-12/13-24mo)

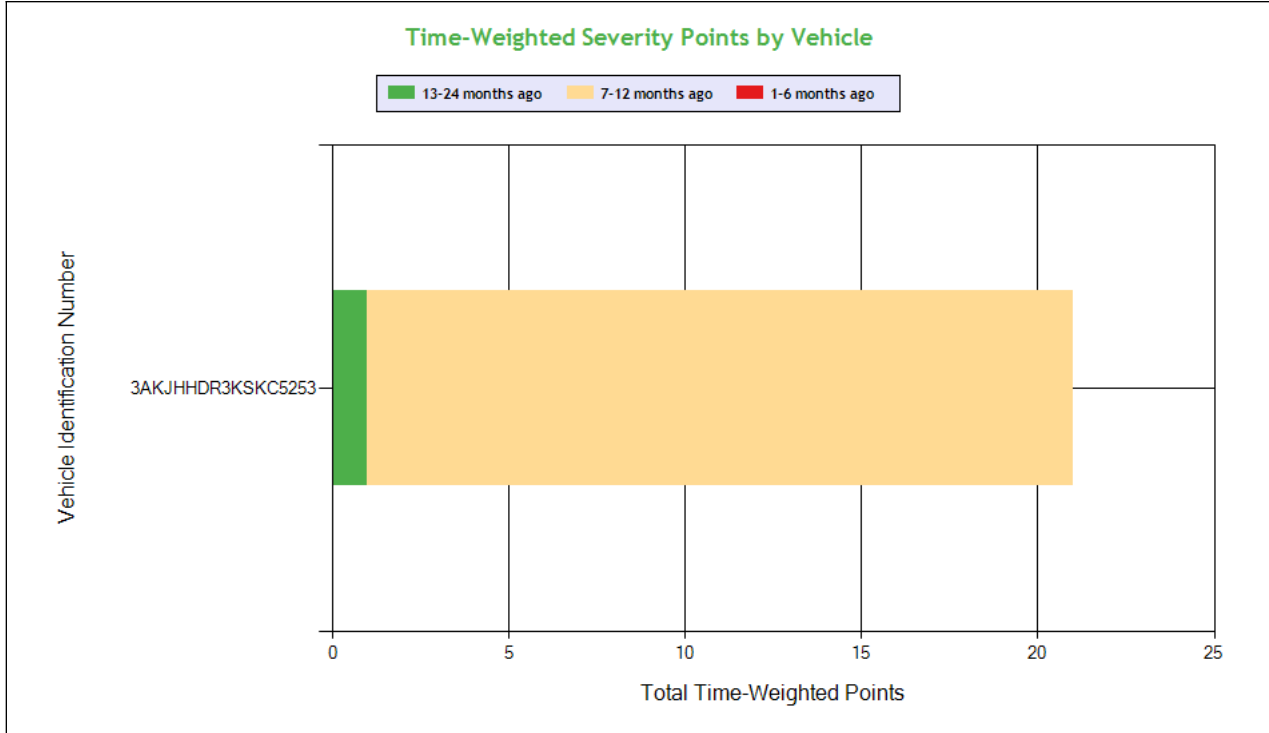
Shaded = Out Of Service Violation				
Violation Group			Phone Call	Dangerous Driving
Violation Description	Total Time-weighted Points by VIN	% of Total Time-weighted Points by VIN	Using a hand-held mobile telephone while operating a CMV	Improper turns
Driver Resp			Yes	Yes
Total Time-weighted Points			20	1
% Total Time-Wt Pts			95.24	4.76
3AKJHHDR3KSKC5253	21	100	20 (0/1/0)	1 (0/0/1)



SAFETY ANALYSIS ToC

Unsafe Driving





See the Excel file for the complete analysis

Violations is in (1-6/7-12/13-24mo)

Shaded = Out Of Service Violation				
Violation Group			Phone Call	Dangerous Driving
Violation Description	Total Time-weighted Points by VIN	% of Total Time-weighted Points by VIN	Using a hand-held mobile telephone while operating a CMV	Improper turns
Driver Resp			Yes	Yes
Total Time-weighted Points			20	1
% Total Time-Wt Pts			95.24	4.76
3AKJHHDR3KSKC5253	21	100	20 (0/1/0)	1 (0/0/1)

HOS Compliance

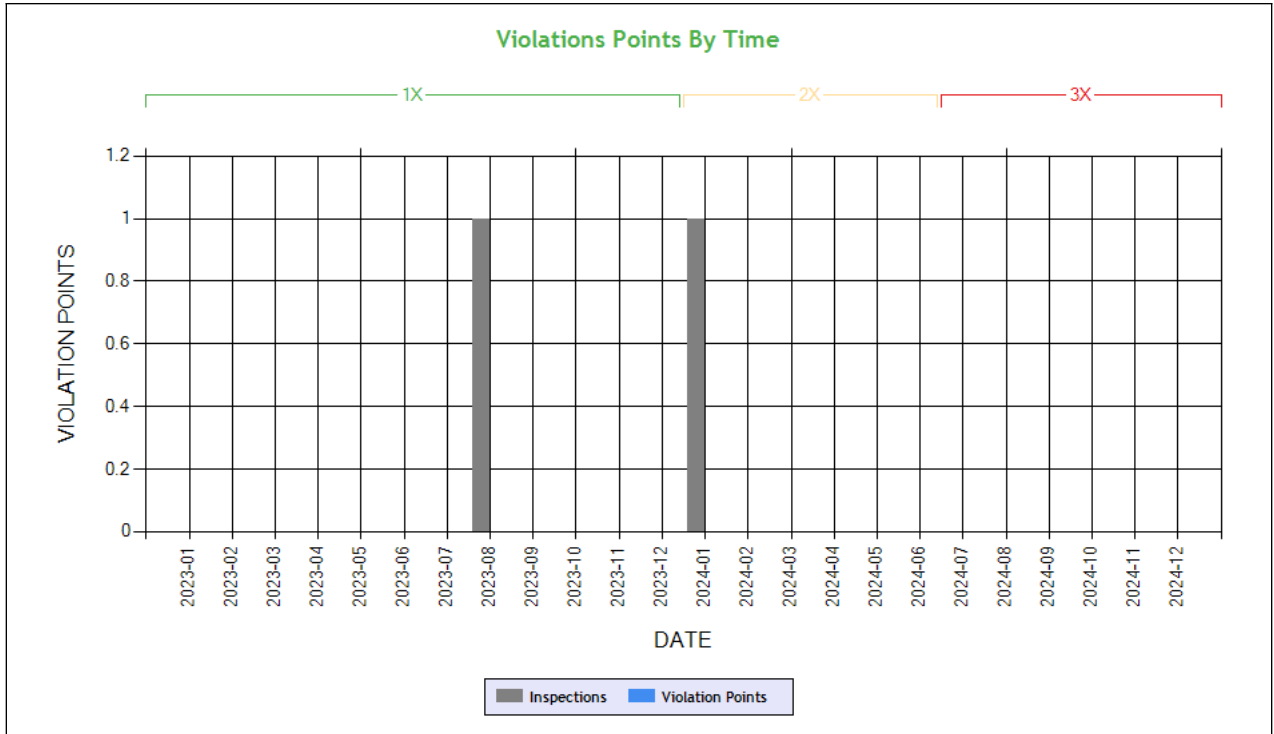
Time-Weighted Violation Points - no data available to draw a chart

Time-Weighted Severity Points by Vehicle - no data available to draw a chart

See the Excel file for the complete analysis

Violations is in (1-6/7-12/13-24mo)

Shaded = Out Of Service Violation		
Violation Group		



Carrier Software
 1-800-646-5152
 info@CarrierSoftware.com

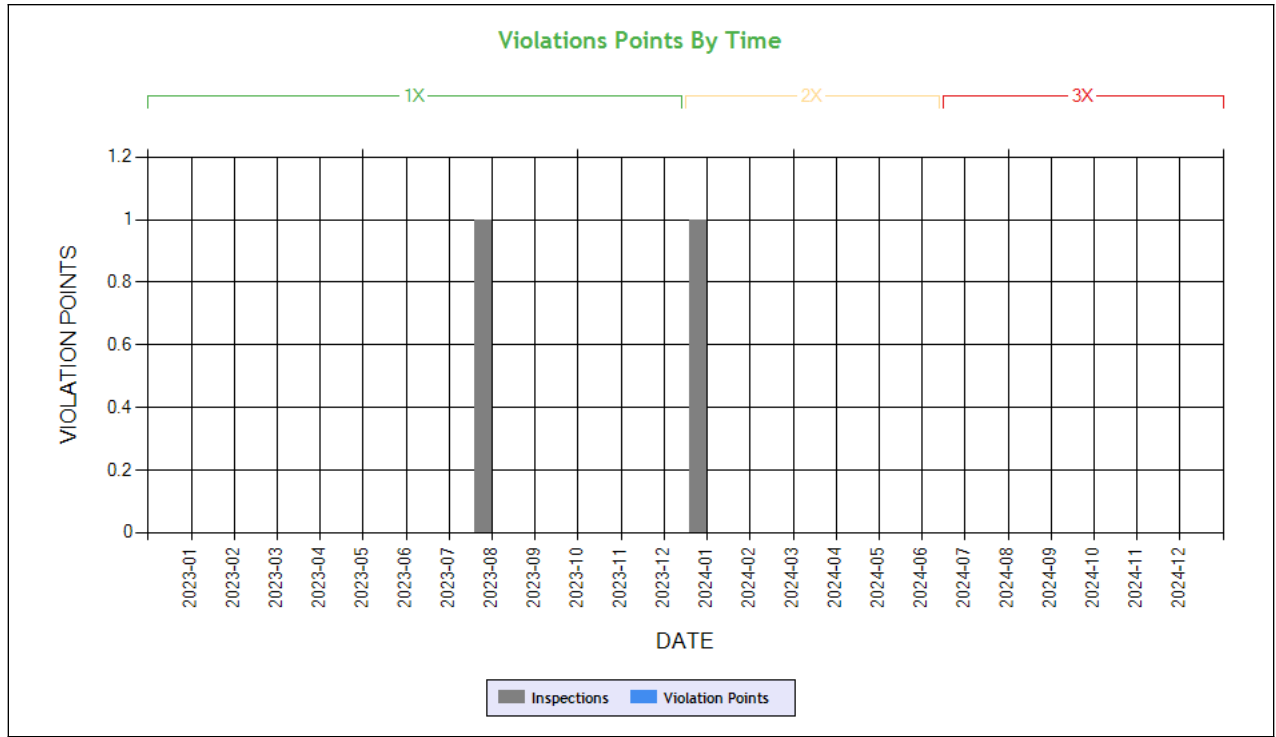
CONFIDENTIAL - Intended for use by Amerigo Insurance Agency - Date: 2/8/2025

**HARPREET SINGH DEOSI - DOT# 3478484 / MC1140790
 DBA: TIGER SQUAD**

Violation Description	Total Time-weighted Points by VIN	% of Total Time-weighted Points by VIN
Driver Resp		
Total Time-weighted Points		
% Total Time-Wt Pts		



Driver Fitness



Time-Weighted Violation Points - no data available to draw a chart

Time-Weighted Severity Points by Vehicle - no data available to draw a chart

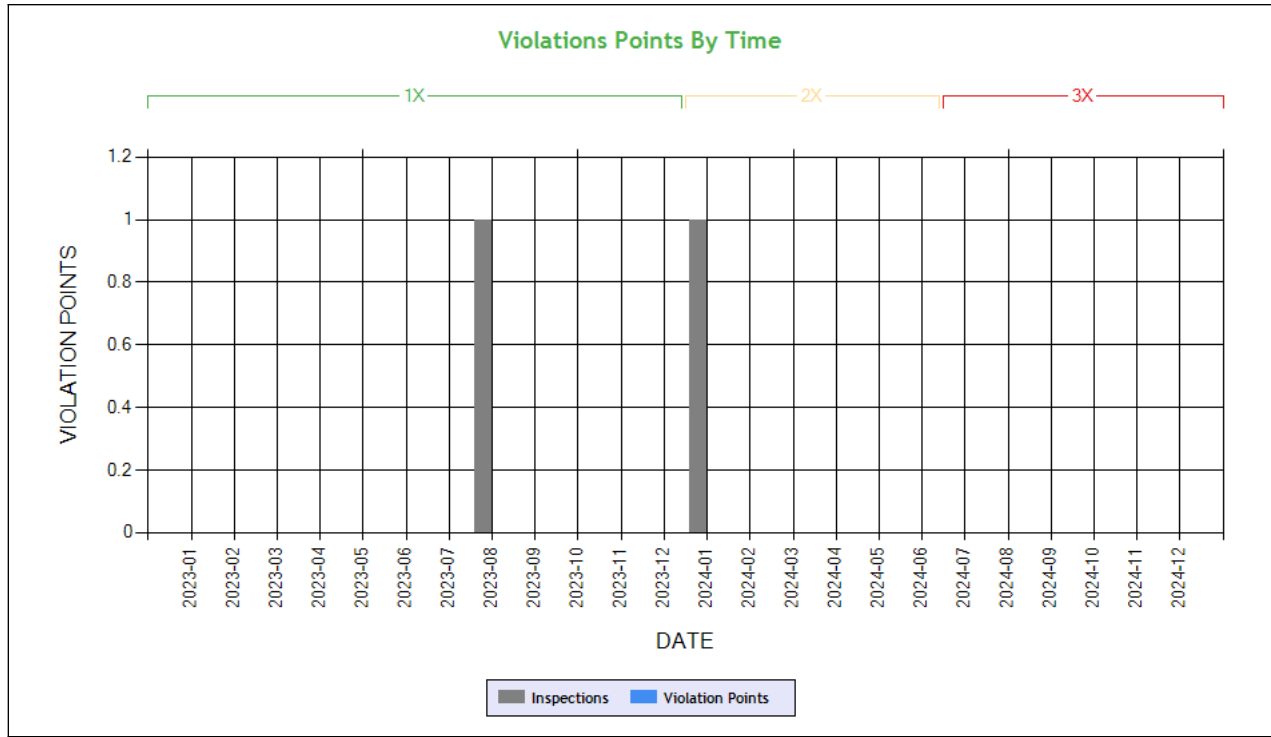
See the Excel file for the complete analysis

Violations is in (1-6/7-12/13-24mo)

Shaded = Out Of Service Violation		
Violation Group		
Violation Description	Total Time-weighted Points by VIN	% of Total Time-weighted Points by VIN
Driver Resp		
Total Time-weighted Points		
% Total Time-Wt Pts		



Vehicle Maintenance



Time-Weighted Violation Points - no data available to draw a chart

Time-Weighted Severity Points by Vehicle - no data available to draw a chart

See the Excel file for the complete analysis

Violations is in (1-6/7-12/13-24mo)

Shaded = Out Of Service Violation		
Violation Group		
Violation Description	Total Time-weighted Points by VIN	% of Total Time-weighted Points by VIN
Driver Resp		
Total Time-weighted Points		
% Total Time-Wt Pts		

COLOR CODED CRASH TABLE ToC

No crashes have been reported by the DOT on this Motor Carrier

INSPECTIONS WITH SHARED EQUIPMENT:

No Data



LEGEND
Vehicle Information
Inspection for DOT # being analyzed
Inspection for Different DOT #
Crash Information for specific VIN

INSPECTION DETAILS for ALL Inspections

PDF shows the first 100 Power Unit & Trailer VINs with most recent inspections using data from the last 4 years

POWER UNIT Inspections Section

VIN: 3AKJHHDR3KSKC5253		Unit: Truck Tractor			Year: 2019	Make: FREIGHTLINER		
DOT No: 3478484		Docket No: MC1140790		Name: HARPREET SINGH DEOSI			Interstate: Yes	
Date	Unit License	Unit Lic State	Violation Unit	Violation Description	Severity	OOS	Citation	
01/25/2024	YP92286	CA	D	392.82A1 - Using a hand-held mobile telephone while operating a CMV	10	No	9552608	
08/28/2023	YP92286	CA	D	392.2T - Improper turns	5	No	LN88903	
DOT No: 53467		Docket No: MC138328		Name: WERNER ENTERPRISES INC			Interstate: Yes	
Date	Unit License	Unit Lic State	Violation Unit	Violation Description	Severity	OOS	Citation	
02/26/2023	W27124	NE	D	392.2SLLS4 - State/Local Laws - Speeding 15 or more miles per hour over the speed limit	10	No	833302AB	
02/08/2023	W27124	NE	1	396.17C - Operating a CMV without proof of a periodic inspection	4	No	H928GDP55J	
02/08/2023	W27124	NE	D	392.2C - Failure to obey traffic control device	5	No	H928GDP3KG	
07/15/2019	W27124	NE	D	391.11B4 - Using a physically unqualified driver	2	Yes		

VIN: 4V4NC9EHXNN603469		Unit: Truck Tractor			Year: 2022	Make: VOLVO		
Crash Report No.	DOT	Date	State	Fatalities	Injuries	Tow Away	Vehicles Involved	
WY0202401414	3205677	01/26/2024	WY	0	0	Yes	1	
DOT No: 3205677		Docket No: MC1000042		Name: SOHAL LOGISTICS INC			Interstate: Yes	
Date	Unit License	Unit Lic State	Violation Unit	Violation Description	Severity	OOS	Citation	
01/26/2024	YP96696	CA	D	392.14 - Failed to use caution for hazardous condition	5	No		
01/02/2024	YP96696	CA	-	-	-	-	-	
12/04/2023	YP96696	CA	-	-	-	-	-	
11/20/2023	YP96696	CA	1	396.17C - Operating a CMV without proof of a periodic inspection	4	No		
11/07/2023	YP96696	CA	-	-	-	-	-	
08/16/2023	YP96696	CA	-	-	-	-	-	
08/15/2023	YP96696	CA	-	-	-	-	-	
07/19/2023	YP96696	CA	-	-	-	-	-	
06/27/2023	YP96696	CA	-	-	-	-	-	
DOT No: 3478484		Docket No: MC1140790		Name: HARPREET SINGH DEOSI			Interstate: Yes	
Date	Unit License	Unit Lic State	Violation Unit	Violation Description	Severity	OOS	Citation	
07/12/2022	YP57526	CA	1	396.3A1BL - Brake system pressure loss	4	No	DA388193	

VIN: 3AKJGLD52GSGX9432		Unit: Truck Tractor			Year: 2016	Make: FREIGHTLINER		
DOT No: 3478484		Docket No: MC1140790		Name: HARPREET SINGH DEOSI			Interstate: Yes	
Date	Unit License	Unit Lic State	Violation Unit	Violation Description	Severity	OOS	Citation	
03/10/2021	WP59294	CA	1	393.9 - Inoperative required lamps	2	No		
01/23/2021	WP59294	CA	-	-	-	-	-	
DOT No: 2586812		Docket No: MC906700		Name: LOPO FREIGHT INC			Interstate: Yes	



Date	Unit License	Unit Lic State	Violation Unit	Violation Description	Severity	OOS	Citation
04/29/2020	WP59294	CA	-	-	-	-	-
09/16/2019	WP59294	CA	D	392.2C - Failure to obey traffic control device	5	No	4652
09/16/2019	WP59294	CA	D	392.71A - Using or equipping a CMV with radar detector	5	No	
07/23/2019	WP59294	CA	-	-	-	-	-
11/15/2018	WP59294	CA	1	393.45D - Brake connections with leaks/constrictions	4	No	W581
11/15/2018	WP59294	CA	1	393.88 - Improperly located television receiver	2	No	W581
11/15/2018	WP59294	CA	1	393.9A - Inoperative required lamps	2	No	W581
08/07/2018	WP59294	CA	1	393.95A - No/discharged/unsecured fire extinguisher	2	No	
08/07/2018	WP59294	CA	1	393.95F - No / insufficient warning devices	2	No	
08/02/2017	WP59294	CA	D	392.2LV - Lane Restriction violation	3	No	DH18503
08/02/2017	WP59294	CA	D	392.2SLLS2 - State/Local Laws - Speeding 6-10 miles per hour over the speed limit	4	No	
08/02/2017	WP59294	CA	D	395.8 - Driver record of duty status (general/form and manner)	1	No	
08/22/2016	WP59294	CA	-	-	-	-	-
07/31/2016	WP59294	CA	D	392.2 - Operating a commercial motor vehicle not in accordance with the laws, ordinances, and regulations of the jurisdiction in which it is being operated - Unsafe Driving	0	No	CD71395
03/29/2016	WP59294	CA	D	395.8 - Driver record of duty status (general/form and manner)	1	No	
10/15/2015	WP59294	CA	-	-	-	-	-
06/17/2015	WP59294	CA	-	-	-	-	-

TRAILER Inspections Section

VIN: 3AKJHHR3KSKC5253		Unit: Truck Tractor		Year: 2019	Make: FREIGHTLINER		
DOT No: 3478484		Docket No: MC1140790		Name: HARPREET SINGH DEOSI		Interstate: Yes	
Date	Unit License	Unit Lic State	Violation Unit	Violation Description	Severity	OOS	Citation
01/25/2024	YP92286	CA	D	392.82A1 - Using a hand-held mobile telephone while operating a CMV	10	No	9552608
08/28/2023	YP92286	CA	D	392.2T - Improper turns	5	No	LN88903
DOT No: 53467		Docket No: MC138328		Name: WERNER ENTERPRISES INC		Interstate: Yes	
Date	Unit License	Unit Lic State	Violation Unit	Violation Description	Severity	OOS	Citation
02/26/2023	W27124	NE	D	392.2SLLS4 - State/Local Laws - Speeding 15 or more miles per hour over the speed limit	10	No	833302AB
02/08/2023	W27124	NE	1	396.17C - Operating a CMV without proof of a periodic inspection	4	No	H928GDP55J
02/08/2023	W27124	NE	D	392.2C - Failure to obey traffic control device	5	No	H928GDP3KG
07/15/2019	W27124	NE	D	391.11B4 - Using a physically unqualified driver	2	Yes	

VIN: 4V4NC9EHXNN603469		Unit: Truck Tractor		Year: 2022	Make: VOLVO		
Crash Report No.	DOT	Date	State	Fatalities	Injuries	Tow Away	Vehicles Involved
WY0202401414	3205677	01/26/2024	WY	0	0	Yes	1
DOT No: 3205677		Docket No: MC1000042		Name: SOHAL LOGISTICS INC		Interstate: Yes	
Date	Unit License	Unit Lic State	Violation Unit	Violation Description	Severity	OOS	Citation
01/26/2024	YP96696	CA	D	392.14 - Failed to use caution for hazardous condition	5	No	
01/02/2024	YP96696	CA	-	-	-	-	-
12/04/2023	YP96696	CA	-	-	-	-	-
11/20/2023	YP96696	CA	1	396.17C - Operating a CMV without proof of a periodic inspection	4	No	
11/07/2023	YP96696	CA	-	-	-	-	-
08/16/2023	YP96696	CA	-	-	-	-	-
08/15/2023	YP96696	CA	-	-	-	-	-
07/19/2023	YP96696	CA	-	-	-	-	-
06/27/2023	YP96696	CA	-	-	-	-	-
DOT No: 3478484		Docket No: MC1140790		Name: HARPREET SINGH DEOSI		Interstate: Yes	



Date	Unit License	Unit Lic State	Violation Unit	Violation Description	Severity	OOS	Citation
07/12/2022	YP57526	CA	1	396.3A1BL - Brake system pressure loss	4	No	DA388193

VIN: 3AKJGLD52GSGX9432 Unit: Truck Tractor Year: 2016 Make: FREIGHTLINER

DOT No: 3478484 Docket No: MC1140790 Name: HARPREET SINGH DEOSI Interstate: Yes

Date	Unit License	Unit Lic State	Violation Unit	Violation Description	Severity	OOS	Citation
03/10/2021	WP59294	CA	1	393.9 - Inoperative required lamps	2	No	
01/23/2021	WP59294	CA	-	-	-	-	-

DOT No: 2586812 Docket No: MC906700 Name: LOPO FREIGHT INC Interstate: Yes

Date	Unit License	Unit Lic State	Violation Unit	Violation Description	Severity	OOS	Citation
04/29/2020	WP59294	CA	-	-	-	-	-
09/16/2019	WP59294	CA	D	392.2C - Failure to obey traffic control device	5	No	4652
09/16/2019	WP59294	CA	D	392.71A - Using or equipping a CMV with radar detector	5	No	
07/23/2019	WP59294	CA	-	-	-	-	-
11/15/2018	WP59294	CA	1	393.45D - Brake connections with leaks/constrictions	4	No	W581
11/15/2018	WP59294	CA	1	393.88 - Improperly located television receiver	2	No	W581
11/15/2018	WP59294	CA	1	393.9A - Inoperative required lamps	2	No	W581
08/07/2018	WP59294	CA	1	393.95A - No/discharged/unsecured fire extinguisher	2	No	
08/07/2018	WP59294	CA	1	393.95F - No / insufficient warning devices	2	No	
08/02/2017	WP59294	CA	D	392.2LV - Lane Restriction violation	3	No	DH18503
08/02/2017	WP59294	CA	D	392.2SLLS2 - State/Local Laws - Speeding 6-10 miles per hour over the speed limit	4	No	
08/02/2017	WP59294	CA	D	395.8 - Driver record of duty status (general/form and manner)	1	No	
08/22/2016	WP59294	CA	-	-	-	-	-
07/31/2016	WP59294	CA	D	392.2 - Operating a commercial motor vehicle not in accordance with the laws, ordinances, and regulations of the jurisdiction in which it is being operated - Unsafe Driving	0	No	CD71395
03/29/2016	WP59294	CA	D	395.8 - Driver record of duty status (general/form and manner)	1	No	
10/15/2015	WP59294	CA	-	-	-	-	-
06/17/2015	WP59294	CA	-	-	-	-	-

Inspection Summary By Month (based on inspections from the last 4 years) ToC

Year-Month	Number of Inspections	Number of Power Units	Total Violations	Total OOS Inspections	Total Severity Points	Number of Crashes
2024-01	1	1	1	0	10	0
2023-08	1	1	1	0	5	0
2022-07	1	1	1	0	4	0
2021-03	1	1	3	0	4	0

Note: The most recent month's counts may not include all the inspections for that month.

VIN Inspection Violation Details ToC

of VINs: 5 # of Insp: 6 Severity Weight: 31 Avg. Weight/VIN: 5.2 (based on inspections in the last 4 years, showing top 50 VINs inspected most recently)

VIN 3AKJHHR3KSKC5253		# of Inspections: 2		Total Severity: 15		Percentage of Total: 48.39%		Avg. Weight Per Inspection: 7.5	
Inspection Date	Inspection ID	Inspection State	Location Description	Total Severity	# of Violations	Shipper Name	Inspection Level	Post Accident	Out of Service
01/25/2024	80694104	NM	ON I-10 3 MILES E OF I10 S BOU	10	1		3	No	No
BASIC		Unit Type		Severity		Description		Out of Service	
Unsafe Driving		Truck Tractor		10		392.82A1:Using a hand-held mobile telephone while operating		No	
Inspection Date	Inspection ID	Inspection State	Location Description	Total Severity	# of Violations	Shipper Name	Inspection Level	Post Accident	Out of Service
08/28/2023	79538909	CA	STOCKTON AREA	5	1	SUJA LIFE LLC	3	No	No
BASIC		Unit Type		Severity		Description		Out of Service	
Unsafe Driving		Truck Tractor		5		392.2T:Improper turns		No	
VIN 1UYYS2534N2594801		# of Inspections: 1		Total Severity: 4		Percentage of Total: 12.90%		Avg. Weight Per Inspection: 4.0	
Inspection Date	Inspection ID	Inspection State	Location Description	Total Severity	# of Violations	Shipper Name	Inspection Level	Post Accident	Out of Service



07/12/2022	76072510	CA	W/B LIVERMORE PLATFORM SCALE	4	1		2	No	No
BASIC		Unit Type		Severity		Description		Out of Service	
Vehicle Maintenance		Semi Trailer		4		396.3A1BL:Brake system pressure loss		No	
VIN 4V4NC9EHXNN603469		# of Inspections: 1		Total Severity: 4		Percentage of Total: 12.90%		Avg. Weight Per Inspection: 4.0	
Inspection Date	Inspection ID	Inspection State	Location Description	Total Severity	# of Violations	Shipper Name	Inspection Level	Post Accident	Out of Service
07/12/2022	76072510	CA	W/B LIVERMORE PLATFORM SCALE	4	1		2	No	No
BASIC		Unit Type		Severity		Description		Out of Service	
Vehicle Maintenance		Truck Tractor		4		396.3A1BL:Brake system pressure loss		No	
VIN 3AKJGLD52GSGX9432		# of Inspections: 1		Total Severity: 4		Percentage of Total: 12.90%		Avg. Weight Per Inspection: 4.0	
Inspection Date	Inspection ID	Inspection State	Location Description	Total Severity	# of Violations	Shipper Name	Inspection Level	Post Accident	Out of Service
03/10/2021	72123103	UT	ST GEORGE PORT OF ENTRY NB	4	2	DDSI-SFS	1	No	No
BASIC		Unit Type		Severity		Description		Out of Service	
Vehicle Maintenance		Truck Tractor		2		393.9:Inoperative required lamps		No	
Vehicle Maintenance		Truck Tractor		2		396.3A1:Inspection/repair and maintenance parts and access		No	
VIN 3H3V532C1JR457372		# of Inspections: 1		Total Severity: 4		Percentage of Total: 12.90%		Avg. Weight Per Inspection: 4.0	
Inspection Date	Inspection ID	Inspection State	Location Description	Total Severity	# of Violations	Shipper Name	Inspection Level	Post Accident	Out of Service
03/10/2021	72123103	UT	ST GEORGE PORT OF ENTRY NB	4	2	DDSI-SFS	1	No	No
BASIC		Unit Type		Severity		Description		Out of Service	
Vehicle Maintenance		Semi Trailer		2		393.9:Inoperative required lamps		No	
Vehicle Maintenance		Semi Trailer		2		396.3A1:Inspection/repair and maintenance parts and access		No	

Inspection History ToC							
Inspection Date	Report Number	Report State	Plate Number	Plate State	Type	Severity Weight	Time Weight
01/25/2024	4766O0PKWD	NM	YP92286	CA	Truck Tractor		2
3AKJHHDR3KSKC5253 - Power Unit - Unsafe Driving Violation: 392.82A1Using a hand-held mobile telephone while operating a CMV						10	
08/28/2023	UDP0004445	CA	YP92286	CA	Truck Tractor		1
3AKJHHDR3KSKC5253 - Power Unit - Unsafe Driving Violation: 392.2TImproper turns						5	
07/12/2022	UE2C002580	CA	YP57526	CA	Truck Tractor		0
4V4NC9EHXNN603469 - Power Unit - Vehicle Maintenance Violation: 396.3A1BLBrake system pressure loss						4	
03/10/2021	21GM000274	UT	WP59294	CA	Truck Tractor		0
3AKJGLD52GSGX9432 - Power Unit - Vehicle Maintenance Violation: 393.9Inoperative required lamps						2	
3AKJGLD52GSGX9432 - Power Unit - Vehicle Maintenance Violation: 396.3A1Inspection/repair and maintenance parts and accessories						2	
01/23/2021	D527005795	AR	WP59294	CA	Truck Tractor		0

Only the first 20 inspections are shown. See the live report for more data.