



## Table of Contents

1. Overview	2. BASIC Scores History
3. BASIC Measures	4. BASIC Measures by Cargo Group
5. Estimated ISS Score	6. Investigation Results
7. Penalties History	8. Acute Critical Violations
9. Red Flag Violation Details	10. DOT Registration Information
11. DOT MCS-150 History	12. Crash Summary
13. Inspection Summary	14. Inspection Viol OOS Rates by Cargo Group
15. FHWA Registration Information	16. FHWA Insurance Information
17. FHWA Authorities	18. Severe Violations
19. Violation Report	20. Violation Summary
21. Violation Enforcement Chronology	22. Inspection Violations & OOS Counts
23. Radius Of Operation	24. Inspection & Crash Locations
25. Cargo Hot Spots	26. Inspection Violations & OOS Chronology
27. Percent of Insp & Crash by State	28. VIN Insp Summary by State
29. Violations By Unit Type	30. Equipment Ownership
31. Equipment Details	32. Vehicle Age
33. States of Power Unit Registrations	34. Equipment Acquisitions
35. Driver Details	36. Shared VIN Summary
37. Shipper Table	38. Crash Detail By VIN
39. Safety Summary	40. Safety Details
41. Crash Detail Color Coded	42. Inspections with Shared Equipment
43. Inspection Tabular Details	44. Inspection Summary By Month
45. VIN Inspection Violation Details	46. Inspection History



**Business Address**

435 TABOR AVE  
 FAIRFIELD, CA  
 94533

**Contact Info**

(707)-400-4342  
 HARRYDHILLON44@YAHOO.COM

**FHWA Address**

435 TABOR AVE  
 FAIRFIELD, CA, 94533  
 Phone: (707)-400-4342

**Mailing Address**

PO BOX 3410  
 FAIRFIELD, CA  
 94533-0565

**Overview ToC**

**Operating Status:** AUTHORIZED FOR Property  
 Users queried once in the last two months  
**Crash/PU ratio:** 0.0%  
**Clean Inspection ratio:** 77.78%

**Estimated SMS Basic Scores (as of DATE 7/28/2023)**

	Unsafe Driving	Hours of Service	Driver Fitness	Controlled Sub. and Alcohol	Vehicle Maintenance	HM Compliance	Crash
<b>Relative Scores</b>	0% ○	0% ⬇️	0% ○	0% ○	0% ⬆️	0% ○	0% ○
<b>Alert Status</b>	No	No	No	No	No	No	No



**Estimated Inspection Selection System (ISS) score:** 1  
**Category:** Pass

**BASIC Scores History - Unsafe Driving ToC**

There are no Scores for this BASIC

**BASIC Scores History - Hours of Service ToC**

There are no Scores for this BASIC

**BASIC Scores History - Driver Fitness ToC**

There are no Scores for this BASIC

**BASIC Scores History - Controlled Substance ToC**

There are no Scores for this BASIC



**BASIC Scores History - Vehicle Maintenance ToC**

There are no Scores for this BASIC

**BASIC Scores History - Crash ToC**

There are no Scores for this BASIC

**BASIC Scores History - Hazmat ToC**

There are no Scores for this BASIC



**BASIC Scores History ToC**

Key: Red = Alert, Pink = Alert - Compliance Review Viol. in Past 12 Mo., Orange = within 10pts of Alert) UD-Unsafe, HOS-Hours, DF-Fitness, CS-Substances, VM-Veh Maint, HM-HazMat, SEG-Safety Event Group

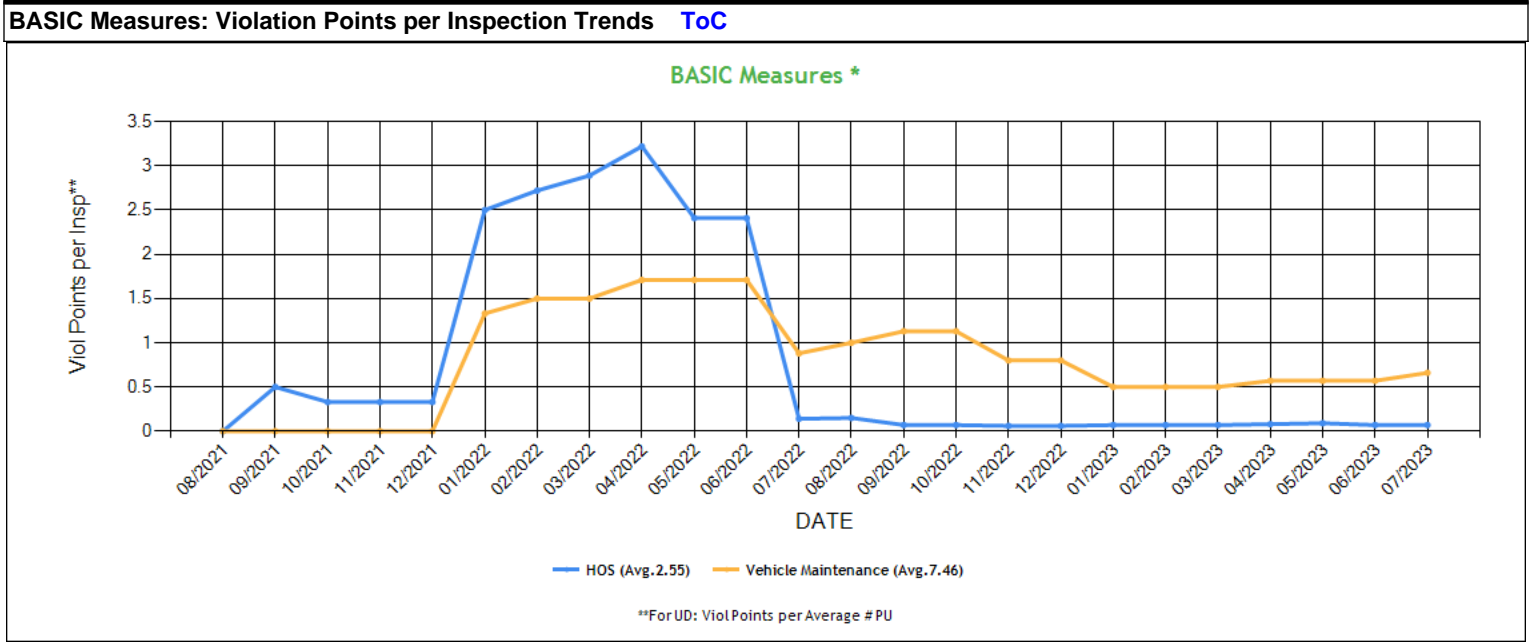
(Note: Scores after December 2015 are estimated)

Date	UD	UD Alert	UD SEG	HOS	HOS Alert	HOS SEG	DF	DF Alert	DF SEG	VM	VM Alert	VM SEG
07/28/2023	0	No	-	0	No	1	0	No	-	0	No	1
06/30/2023	0	No	-	0	No	1	0	No	-	0	No	1
05/26/2023	0	No	-	0	No	1	0	No	1	0	No	1
04/28/2023	0	No	-	0	No	1	0	No	1	0	No	1
03/31/2023	0	No	-	0	No	1	0	No	1	0	No	1
02/24/2023	0	No	-	0	No	1	0	No	1	0	No	1
01/27/2023	0	No	-	0	No	1	0	No	1	0	No	1
12/30/2022	0	No	-	0	No	1	0	No	1	0	No	1
11/25/2022	0	No	-	0	No	1	0	No	1	0	No	1
10/28/2022	0	No	-	0	No	1	0	No	1	0	No	-
09/30/2022	0	No	-	0	No	1	0	No	1	0	No	-
08/26/2022	0	No	-	0	No	1	0	No	1	0	No	-
07/29/2022	0	No	-	0	No	1	0	No	1	0	No	-
06/24/2022	0	No	-	0	No	1	0	No	1	0	No	-
05/27/2022	0	No	-	0	No	1	0	No	1	0	No	-
04/29/2022	0	No	-	0	No	1	0	No	-	0	No	-
03/25/2022	0	No	-	0	No	1	0	No	-	0	No	-
02/25/2022	0	No	-	0	No	1	0	No	-	0	No	-
01/28/2022	0	No	-	0	No	1	0	No	-	0	No	-
12/31/2021	0	No	-	0	No	1	0	No	-	0	No	-
11/26/2021	0	No	-	0	No	1	0	No	-	0	No	-
10/29/2021	0	No	-	0	No	1	0	No	-	0	No	-
09/24/2021	0	No	-	0	No	-	0	No	-	0	No	-
08/27/2021	0	No	-	0	No	-	0	No	-	0	No	-
07/30/2021	0	No	-	0	No	-	0	No	-	0	No	-
06/25/2021	0	No	-	0	No	-	0	No	-	0	No	-
05/28/2021	0	No	-	0	No	-	0	No	-	0	No	-
04/30/2021	0	No	-	0	No	-	0	No	-	0	No	-
03/26/2021	0	No	-	0	No	-	0	No	-	0	No	-

Date	CS	CS Alert	CS SEG	HM	HM Alert	HM SEG	Crash	Crash Alert	Crash SEG
07/28/2023	0	No	-	0	No	-	0	No	-
06/30/2023	0	No	-	0	No	-	0	No	-
05/26/2023	0	No	-	0	No	-	0	No	-
04/28/2023	0	No	-	0	No	-	0	No	-
03/31/2023	0	No	-	0	No	-	0	No	-
02/24/2023	0	No	-	0	No	-	0	No	-
01/27/2023	0	No	-	0	No	-	0	No	-
12/30/2022	0	No	-	0	No	-	0	No	-
11/25/2022	0	No	-	0	No	-	0	No	-
10/28/2022	0	No	-	0	No	-	0	No	-
09/30/2022	0	No	-	0	No	-	0	No	-
08/26/2022	0	No	-	0	No	-	0	No	-
07/29/2022	0	No	-	0	No	-	0	No	-
06/24/2022	0	No	-	0	No	-	0	No	-
05/27/2022	0	No	-	0	No	-	0	No	-
04/29/2022	0	No	-	0	No	-	0	No	-
03/25/2022	0	No	-	0	No	-	0	No	-
02/25/2022	0	No	-	0	No	-	0	No	-
01/28/2022	0	No	-	0	No	-	0	No	-
12/31/2021	0	No	-	0	No	-	0	No	-
11/26/2021	0	No	-	0	No	-	0	No	-
10/29/2021	0	No	-	0	No	-	0	No	-
09/24/2021	0	No	-	0	No	-	0	No	-
08/27/2021	0	No	-	0	No	-	0	No	-
07/30/2021	0	No	-	0	No	-	0	No	-



06/25/2021	0	No	-	0	No	-	0	No	-
05/28/2021	0	No	-	0	No	-	0	No	-
04/30/2021	0	No	-	0	No	-	0	No	-
03/26/2021	0	No	-	0	No	-	0	No	-



\* BASIC Measures are the absolute SMS scores that are compared within each Safety Event Group to determine the BASIC Score percentiles. Averages based on fleets with 1-5 power units.



**BASIC Measures \* - Table ToC**

UD-Unsafe Driving, HOS-Hours of Service, DF-Driver Fitness, CS-Controlled Substances, VM-Vehicle Maintenance															
Date	UD Measure	UD AC	UD with Viol	HOS Measure	HOS AC	HOS with Viol	DF Measure	DF AC	DF with Viol	CS Measure	CS AC	CS with Viol	VM Measure	VM AC	VM with Viol
07/2023	0.00	N	0	0.07	N	1	0.00	N	0	0.00	N	0	0.66	N	1
06/2023	0.00	N	0	0.07	N	1	0.00	N	0	0.00	N	0	0.57	N	1
05/2023	0.00	N	0	0.09	N	1	0.00	N	0	0.00	N	0	0.57	N	1
04/2023	0.00	N	0	0.08	N	1	0.00	N	0	0.00	N	0	0.57	N	1
03/2023	0.00	N	0	0.07	N	1	0.00	N	0	0.00	N	0	0.50	N	1
02/2023	0.00	N	0	0.07	N	1	0.00	N	0	0.00	N	0	0.50	N	1
01/2023	0.00	N	0	0.07	N	1	0.00	N	0	0.00	N	0	0.50	N	1
12/2022	0.00	N	0	0.06	N	1	0.00	N	0	0.00	N	0	0.80	N	1
11/2022	0.00	N	0	0.06	N	1	0.00	N	0	0.00	N	0	0.80	N	1
10/2022	0.00	N	0	0.07	N	1	0.00	N	0	0.00	N	0	1.13	N	1
09/2022	0.00	N	0	0.07	N	1	0.00	N	0	0.00	N	0	1.13	N	1
08/2022	0.00	N	0	0.15	N	1	0.00	N	0	0.00	N	0	1.00	N	1
07/2022	0.00	N	0	0.14	N	1	0.00	N	0	0.00	N	0	0.88	N	1
06/2022	0.00	N	0	2.41	N	2	0.00	N	0	0.00	N	0	1.71	N	1
05/2022	0.00	N	0	2.41	N	2	0.00	N	0	0.00	N	0	1.71	N	1
04/2022	0.00	N	0	3.22	N	2	0.00	N	0	0.00	N	0	1.71	N	1
03/2022	0.00	N	0	2.89	N	2	0.00	N	0	0.00	N	0	1.50	N	1
02/2022	0.00	N	0	2.72	N	2	0.00	N	0	0.00	N	0	1.50	N	1
01/2022	0.00	N	0	2.50	N	2	0.00	N	0	0.00	N	0	1.33	N	1
12/2021	0.00	N	0	0.33	N	1	0.00	N	0	0.00	N	0	0.00	N	0
11/2021	0.00	N	0	0.33	N	1	0.00	N	0	0.00	N	0	0.00	N	0
10/2021	0.00	N	0	0.33	N	1	0.00	N	0	0.00	N	0	0.00	N	0
09/2021	0.00	N	0	0.50	N	1	0.00	N	0	0.00	N	0	0.00	N	0
08/2021	0.00	N	0	0.00	N	0	0.00	N	0	0.00	N	0	0.00	N	0
07/2021	0.00	N	0	0.00	N	0	0.00	N	0	0.00	N	0	0.00	N	0
06/2021	0.00	N	0	0.00	N	0	0.00	N	0	0.00	N	0	0.00	N	0
05/2021	0.00	N	0	0.00	N	0	0.00	N	0	0.00	N	0	0.00	N	0
04/2021	0.00	N	0	0.00	N	0	0.00	N	0	0.00	N	0	0.00	N	0
03/2021	0.00	N	0	0.00	N	0	0.00	N	0	0.00	N	0	0.00	N	0

\* BASIC Measures are the absolute SMS scores that are compared within each Safety Event Group to determine the BASIC Score percentiles.

**BASIC Measures by Cargo Group ToC**

Fleet Size: 1-5 PUs															
Cargo Group (Companies)	Unsafe Driving		Hours of Service		Driver Fitness		Controlled Substance		Vehicle Maintenance		HM Compliance		Crash		
	Avg.	Comp. to Avg.	Avg.	Comp. to Avg.	Avg.	Comp. to Avg.	Avg.	Comp. to Avg.	Avg.	Comp. to Avg.	Avg.	Comp. to Avg.	Avg.	Comp. to Avg.	
General Freight (490459)	0.81	Better	0.28	Better	0.20	Better	0.02	Better	1.91	Better	0.01	Better	0.07	Better	
ASHLAND TRUCKING INC	0.00		0.07		0.00		0.00		0.66		0.00		0.00		

Estimated ISS Score: 1 Pass [ToC About the Inspection Selection System](#)



**Estimated ISS Score History - Table ToC**

Date	Estimated ISS Score	Recommendation	Algorithm
07/28/2023	1	Pass	Safety Algorithm
06/30/2023	1	Pass	Safety Algorithm
05/26/2023	1	Pass	Safety Algorithm
04/28/2023	1	Pass	Safety Algorithm
03/31/2023	1	Pass	Safety Algorithm
02/24/2023	1	Pass	Safety Algorithm
01/27/2023	1	Pass	Safety Algorithm
12/30/2022	2	Pass	Safety Algorithm
11/25/2022	1	Pass	Safety Algorithm
10/28/2022	1	Pass	Safety Algorithm
09/30/2022	1	Pass	Safety Algorithm
08/26/2022	1	Pass	Safety Algorithm
07/29/2022	22	Pass	Safety Algorithm
06/24/2022	34	Pass	Safety Algorithm
05/27/2022	3	Pass	Safety Algorithm
04/29/2022	4	Pass	Safety Algorithm
03/25/2022	3	Pass	Safety Algorithm
02/25/2022	3	Pass	Safety Algorithm
01/28/2022	1	Pass	Safety Algorithm
12/31/2021	1	Pass	Safety Algorithm
11/26/2021	1	Pass	Safety Algorithm
10/29/2021	1	Pass	Safety Algorithm
09/24/2021	72	Optional Inspect	Insufficient Data Algorithm
08/27/2021	63	Optional Inspect	Insufficient Data Algorithm
07/30/2021	63	Optional Inspect	Insufficient Data Algorithm
06/25/2021	63	Optional Inspect	Insufficient Data Algorithm
05/28/2021	63	Optional Inspect	Insufficient Data Algorithm
04/30/2021	63	Optional Inspect	Insufficient Data Algorithm
03/26/2021	63	Optional Inspect	Insufficient Data Algorithm

**Investigation Results ToC**

No Investigations reported on FMCSA website

**Penalties History ToC**

There is a problem with the Penalties data on FMCSA website.

**Acute Critical Violations (Based on Investigations as per CSA Methodology Appendix A) ToC**

No Data

No red flag violations in the last 24 months



**DOT Registration Information: The following information on this specific DOT # is from the Federal DOT (as of 08/22/2023) ToC**

DOT Registration: 03/05/2021		Total Power Units: 1		Total Trucks: 1		Total Trailers: 1		Total Passenger Vehicles: 0	
Status	Entity Type	Organization Type	Nation	Total Cars	Drivers				
A	C	-	US	0	1				
MCS-150 Date	Op Codes	Shipper Op Codes	Shipper HazMat Op Codes	Latest Review Type	Latest Review Document Number(Date)				
04/17/2023	A				- (01/01/1900)				
MCS-150 Mileage (Year)	Record Update Date	Transports Hazmats	DOT Census Date	Recordable Accident Rate	Preventable Accident Rate				
132,309 (2022)	04/17/2023	N	08/09/2023	0%	0%				
MCS-151 Mileage	Safety Rating (Date)	SEA Accident	SEA Driver	SEA Vehicle	SEA Management				
0	None (None)	0%	0%	0%	0%				
Classification Codes			Cargo Carried (per MCS-150)						
Authorized-For-Hire			General Freight						

**DOT MCS-150 History ToC (as of 05/09/2023 DOT census)**

Census Date	MCS-150 Date	MCS-150 Mileage	VMT Year	Power Units	Drivers	Trailers	Company Rep1	Company Rep2	Email
5/9/2023	4/17/2023	132309	2022	1	1	1	HARPREET SINGH		HARRYDHILLON44@YAHOO.COM
4/9/2022	4/7/2022	99845	2021	1	1	1	HARPREET SINGH		HARRYDHILLON44@YAHOO.COM
3/9/2021	3/5/2021	0		1	1	1	HARPREET SINGH		HARRYDHILLON44@YAHOO.COM

**Crash Summary Chart ToC Crashes Summary - Chart (based on all available crash data)**

No Data

**Crashes Summary - Table (based on all available crash data) ToC**

	TOTAL	Last 6 months	7-12 months	13-18 months	19-24 months	25-30 months	30-36 months	37-41 months	42-48 months	Over 49 months
Total Reportable	0	0	0	0	0	0	0	0	0	0
Fatalities	0	0	0	0	0	0	0	0	0	0
Injuries	0	0	0	0	0	0	0	0	0	0
Tow Away	0	0	0	0	0	0	0	0	0	0
With Citations	0	0	0	0	0	0	0	0	0	0
Federal Recordable	0	0	0	0	0	0	0	0	0	0
Preventable	0	0	0	0	0	0	0	0	0	0
Crash per Pwr Unit	-	0.0%	0.0%	0.0%	0.0%	0.0%	0.0%	0.0%	0.0%	-

**Inspection Summary ToC**

The following inspection information is based on results for 24 months prior to: 08/22/2023. Please note that the total inspections number is not necessarily the total of the vehicle, driver and hazmat inspections, as one inspection may have included any combination of the below inspections.

Overall	Vehicle	Driver	Hazmat
(Please note that the total inspections number is not necessarily the total of the vehicle, driver and hazmat inspections, as one inspection may have included any combination of the below inspections) Total Inspections: 9 Total Out of Service: 0 Out of Service: 0% National Average: 19.72% Difference: -19.72%	Total Inspections: 4 Total Out of Service: 0 Out of Service: 0% National Average: 22.74% Difference: -22.74%	Total Inspections: 9 Total Out of Service: 0 Out of Service: 0% National Average: 6.68% Difference: -6.68%	Total Inspections: 0 Total Out of Service: 0 Out of Service: 0% National Average: 6.24% Difference: -6.24%





Inspection Viol OOS Rates by Cargo Group <b>ToC</b>								
Cargo Group	OVERALL		VEHICLE		DRIVER		HAZMAT	
	Average	Compared to Average	Average	Compared to Average	Average	Compared to Average	Average	Compared to Average
General Freight	27.51%	Better	23.08%	Better	12.32%	Better	0.12%	Better
ASHLAND TRUCKING INC	0.00%		0.00%		0.00%		0.00%	

**FHWA Registration Information: The following data on this Motor Carrier is from the Federal Hwy Administration (as of 5/31/2023)**

Docket Number	DOT Number	Company Name	DBA Name	Address	City	State	Country	ZIP Code
MC1210787	3582794	ASHLAND TRUCKING INC		435 TABOR AVE	FAIRFIELD	CA	US	94533
Phone Number	Fax Number	Mail Address	Mail City	Mail State	Mail Contry	Mail ZIP Code	Mail Phone Number	Mail Fax Number
(707)-400-4342		PO BOX 3410	FAIRFIELD	CA	US	94533-0565		
Date Created	Freight	Passenger	Household Goods	Active Authority	Pending Authority	Revocation Pending Authority		
5/31/2023	Y	N	N	/ Common /	/	/		

**Insurance Required (as of 08/22/2023) **ToC****

Docket Number	Insurance Type	Insurance Required	Insurance on File
MC1210787	BIPD	\$750k	\$750k
MC1210787	Cargo	No	No
MC1210787	Bond	No	No

**Active / Pending Insurance (as of 08/22/2023)**

Docket Number	Form	Type	Insurance Carrier	Policy/Surety	Coverage From	Coverage To	Required	On File	Effective Date	Cancel Date
MC1210787	91X	BIPD/Primary	DB INSURANCE CO., LTD (U.S.BRANCH)	CCA-0017744-01	\$0k	\$750k	\$750k	\$750k	05/28/2023	-

**Insurance History (as of 08/22/2023)**

Docket Number	Form	Type	Insurance Carrier	Policy/Surety	Coverage From	Coverage To	Effective Date From	Effective Date To
MC1210787	91X	BIPD/Primary	DB INSURANCE CO., LTD (U.S.BRANCH)	CCA-0017744-00	\$0k	\$750k	05/28/2022	05/28/2023 Cancelled
MC1210787	91X	BIPD/Primary	SECURITY NATIONAL INSURANCE CO.	SMC1798884	\$0k	\$750k	05/28/2021	05/28/2022 Cancelled

**FHWA Authorities (as of 08/22/2023) **ToC****

Docket#	L&I Name	Active Authority	Inactive Authority	Pending Authority	Revocation Pending Authority	Freight	Passenger	Household Goods
MC1210787	ASHLAND TRUCKING INC	Common /				Yes	No	No



Authority History (as of 08/22/2023)				
Docket Number	Sub	Auth Type	Original Action	Disposition
MC1210787		COMMON	INVOLUNTARY REVOCATION 5/1/2023 12:00:00 AM	DISCONTINUED REVOCATION 5/31/2023 12:00:00 AM
MC1210787		COMMON	INVOLUNTARY REVOCATION 5/2/2022 12:00:00 AM	DISCONTINUED REVOCATION 5/25/2022 12:00:00 AM
MC1210787		COMMON	GRANTED 6/7/2021 12:00:00 AM	

**Severe Violations (i.e. those with >= 8 points) - Chart ToC**

No Data

**Severe Violations (i.e. those with >= 8 points) - Table**

No Data

**Violation Report ToC**

Inspection Date	Inspection State	BASIC	Violation Description	OOS	VIN	Severity Points
09/12/2022	CA	Unsafe Driving	392.2 - Operating a commercial motor vehicle not in accordance with the laws, ordinances, and regulations of the jurisdiction in which it is being operated - Unsafe Driving	No	1JJV532D3JL086680	0
01/06/2022	CA	Vehicle Maintenance	396.3A1 - Inspection/repair and maintenance parts and accessories	No	1JJV532D5JL048156	2
01/06/2022	CA	Hours-Of-Service	395.8E1 - Making, or permitting a driver to make, a false report regarding duty status (critical)	Yes	1XKYD49X6NJ467007	2
09/21/2021	WA	Hours-Of-Service	395.26B - Motor carrier failed to ensure that the ELD automatically recorded the required data elements.	No	1XKYD49X6NJ467007	1

No filters were applied when generating this report, see the live report for more options.

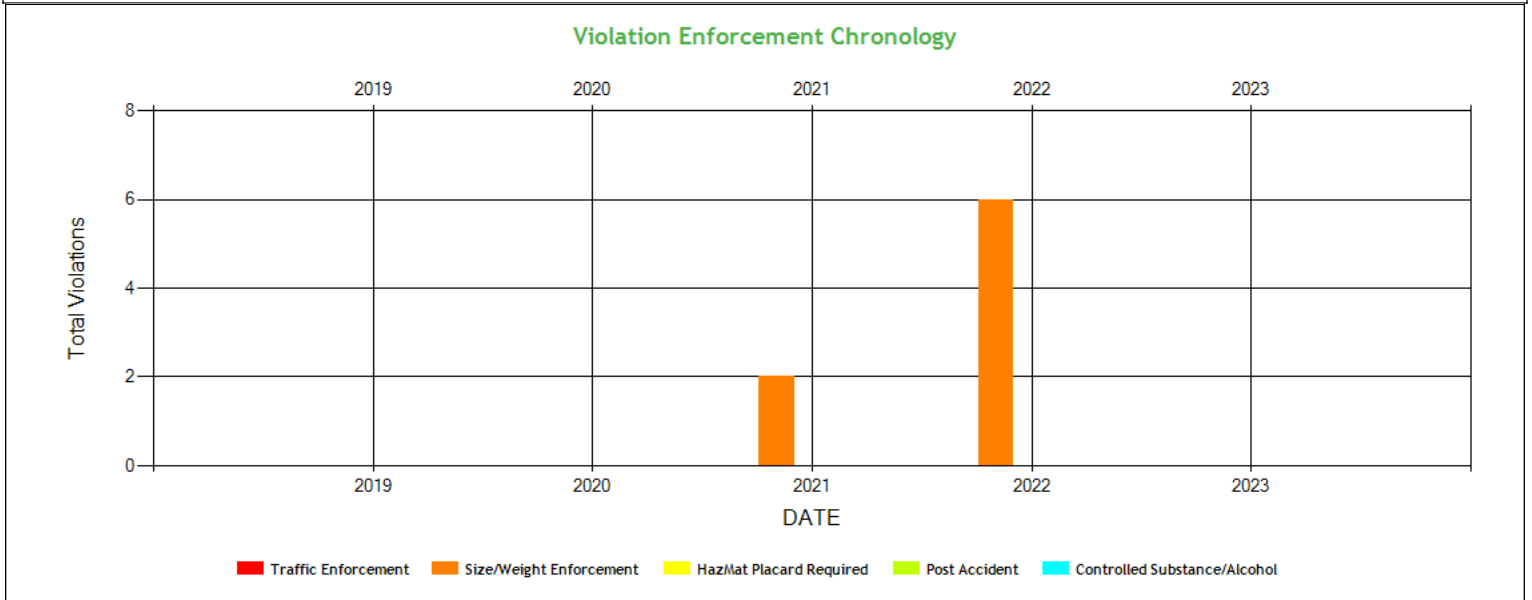
**Violation Summary ToC**

BASIC	Violation Group	Code	Description	# of Violations	# of OOS Violations	Severity Points
Hours-Of-Service (HOS) Compliance	Others	395.8E1	Making, or permitting a driver to make, a false report regarding duty status (critical)	1	1	2
Vehicle Maintenance	Wheels, Studs, Clamps, Etc.	396.3A1	Inspection/repair and maintenance parts and accessories	1	0	2
Hours-Of-Service (HOS) Compliance	Other Log/Form & Manner	395.26B	Motor carrier failed to ensure that the ELD automatically recorded the required data elements.	1	0	1
Unsafe Driving	Not used in SMS Calculation	392.2	Operating a commercial motor vehicle not in accordance with the laws, ordinances, and regulations of the jurisdiction in which it is being operated - Unsafe Driving	1	0	0

No filters were applied when generating this report, see the live report for more options.



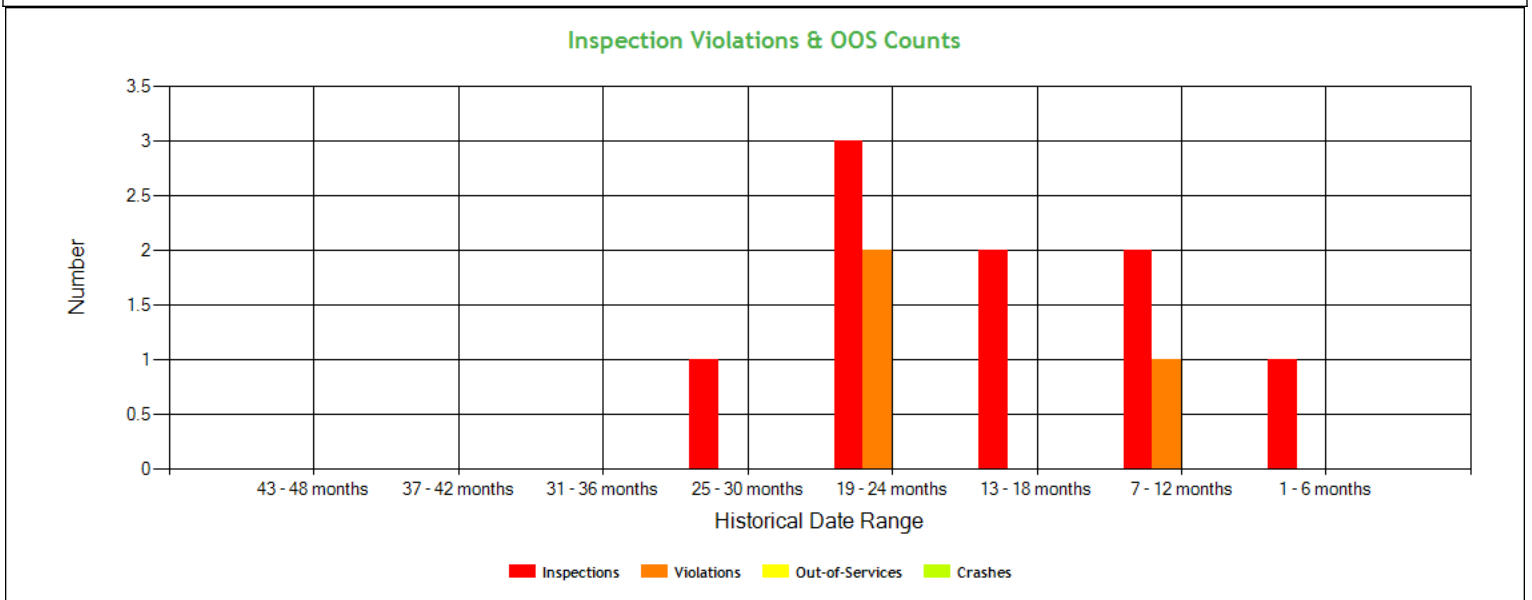
**Violation Enforcement Chronology - Chart ToC**



**Violation Enforcement Chronology - Table ToC**

	2019	2020	2021	2022	2023
Traffic Enforcement	0	0	0	0	0
Size/Weight Enforcement	0	0	2	6	0
HazMat Placard Required	0	0	0	0	0
Post Accident	0	0	0	0	0
Controlled Substance/Alcohol	0	0	0	0	0

**Inspection Violations & OOS Counts - Chart ToC**



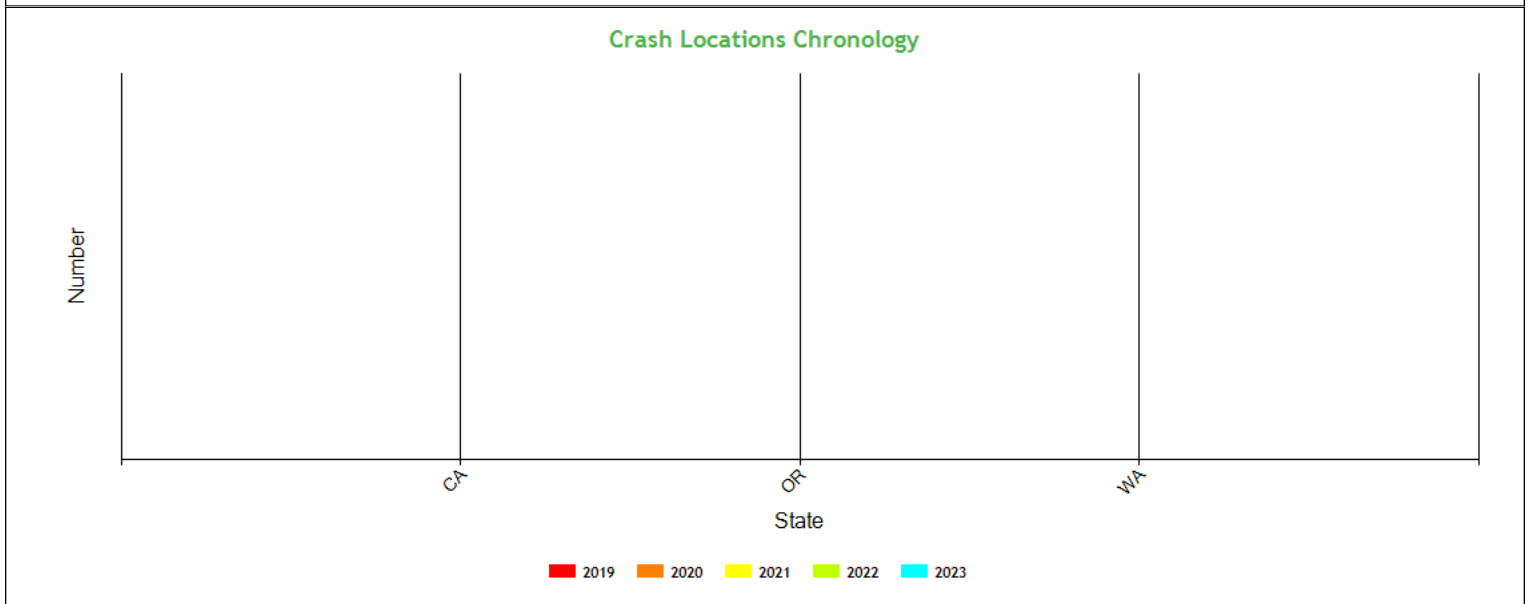
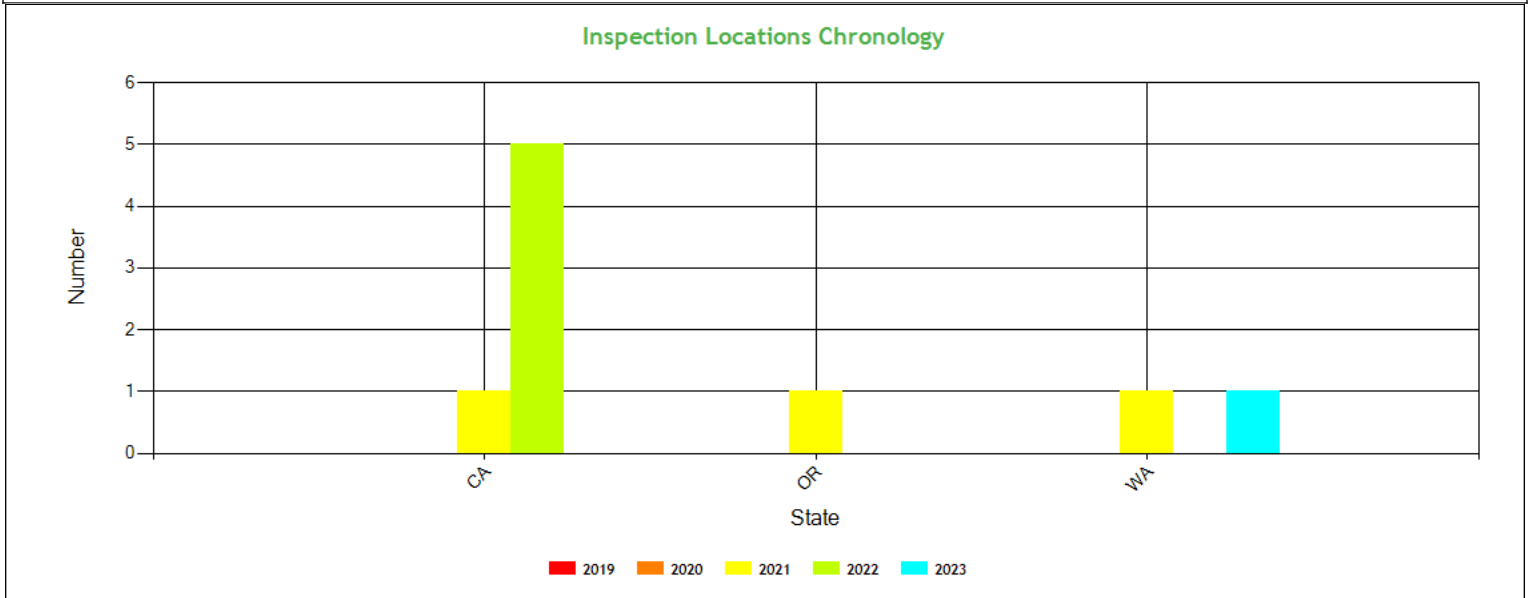


<b>Inspection Violations &amp; OOS Counts - Table ToC</b>				
Date Range	Inspections	Violations	Out-of-Services	Crashes
<b>TOTAL</b>	9	3	0	0
<b>1 - 6 months</b>	1	0	0	0
<b>7 - 12 months</b>	2	1	0	0
<b>13 - 18 months</b>	2	0	0	0
<b>19 - 24 months</b>	3	2	0	0
<b>25 - 30 months</b>	1	0	0	0
<b>31 - 36 months</b>	0	0	0	0
<b>37 - 42 months</b>	0	0	0	0
<b>43 - 48 months</b>	0	0	0	0

<b>Radius of Operation (based on Inspections and Crashes during the past 12 years) ToC</b>								
	Total	Drive between 0 and 50 miles radius	Drive between 51 and 200 miles radius	Drive between 201 and 300 miles radius	Drive between 301 and 400 miles radius	Drive between 401 and 500 miles radius	Drive between 501 and 600 miles radius	Drive beyond 601 miles radius
Power Units (i.e. unique VINs)	1	0	0	0	0	0	1	0
Percent	100%	0%	0%	0%	0%	0%	100%	0%



**Inspection & Crash Locations - Chart ToC**



**Inspection & Crash Locations - Table ToC**

State	Inspections					Violations					Out-of-Services					Crashes				
	2019	2020	2021	2022	2023	2019	2020	2021	2022	2023	2019	2020	2021	2022	2023	2019	2020	2021	2022	2023
TOTAL	0	0	3	5	1	0	0	1	3	0	0	0	0	1	0	0	0	0	0	0
CA	0	0	1	5	0	0	0	0	3	0	0	0	0	1	0	0	0	0	0	0
OR	0	0	1	0	0	0	0	0	0	0	0	0	0	0	0	0	0	0	0	0
WA	0	0	1	0	1	0	0	1	0	0	0	0	0	0	0	0	0	0	0	0

**Hot Spot Summary ToC**

Year	Month	Level 5	Level 5 %	Level 4	Level 4 %	Level 3	Level 3 %	Level 2	Level 2 %	Level 1	Level 1 %	Level 0	Level 0 %	Levels 1 - 5	Levels 1 - 5 %
2023	May (Partial)	0	0.00%	0	0.00%	0	0.00%	0	0.00%	0	0.00%	1	33.33%	0	0.00%



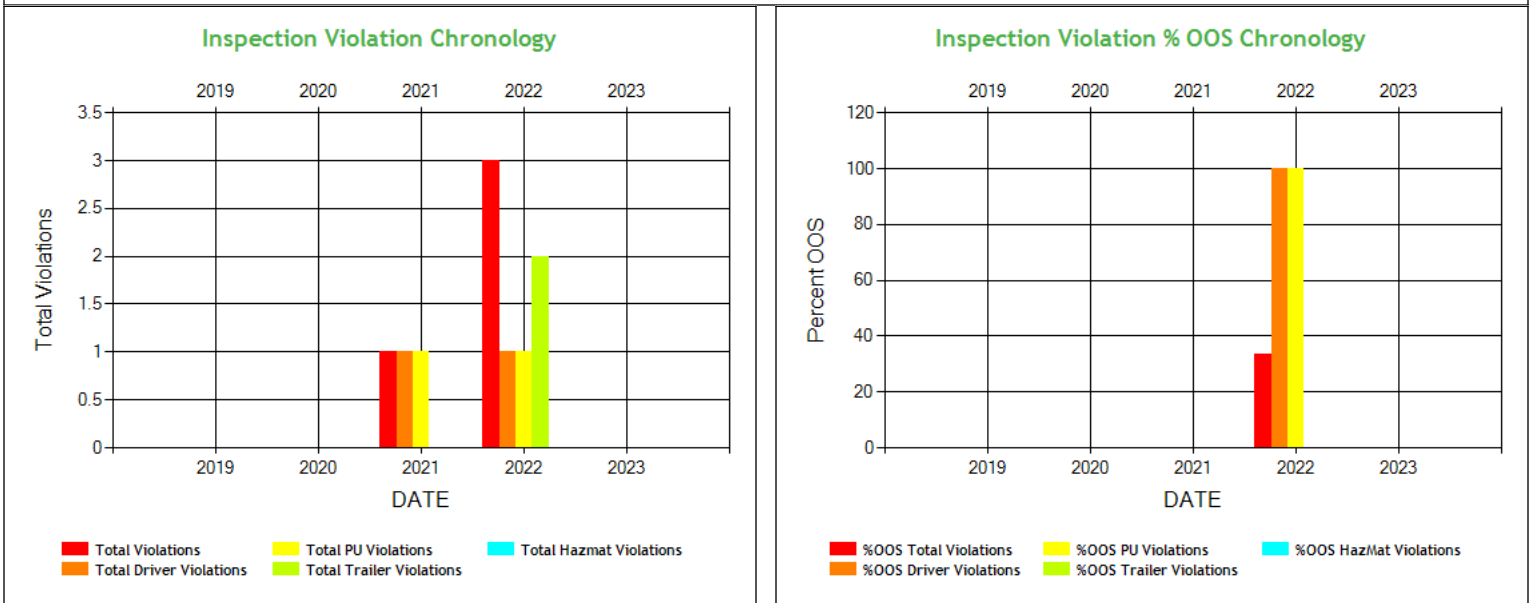
2022	October	0	0.00%	0	0.00%	0	0.00%	0	0.00%	1	33.33%	0	0.00%	1	33.33%
2022	September	0	0.00%	0	0.00%	0	0.00%	1	33.33%	0	0.00%	0	0.00%	1	33.33%
<b>Totals</b>		0	0.00%	0	0.00%	0	0.00%	1	33.33%	1	33.33%	1	33.33%	2	66.66%

**Hot Spot Analysis**

State	County	Level	Count	Percentage
CA	Tehama	2	1	33.33%
CA	Siskiyou	1	1	33.33%

Report generated using the last 12 full months of inspection data

**Inspection Violation % OOS Chronology - Chart ToC**

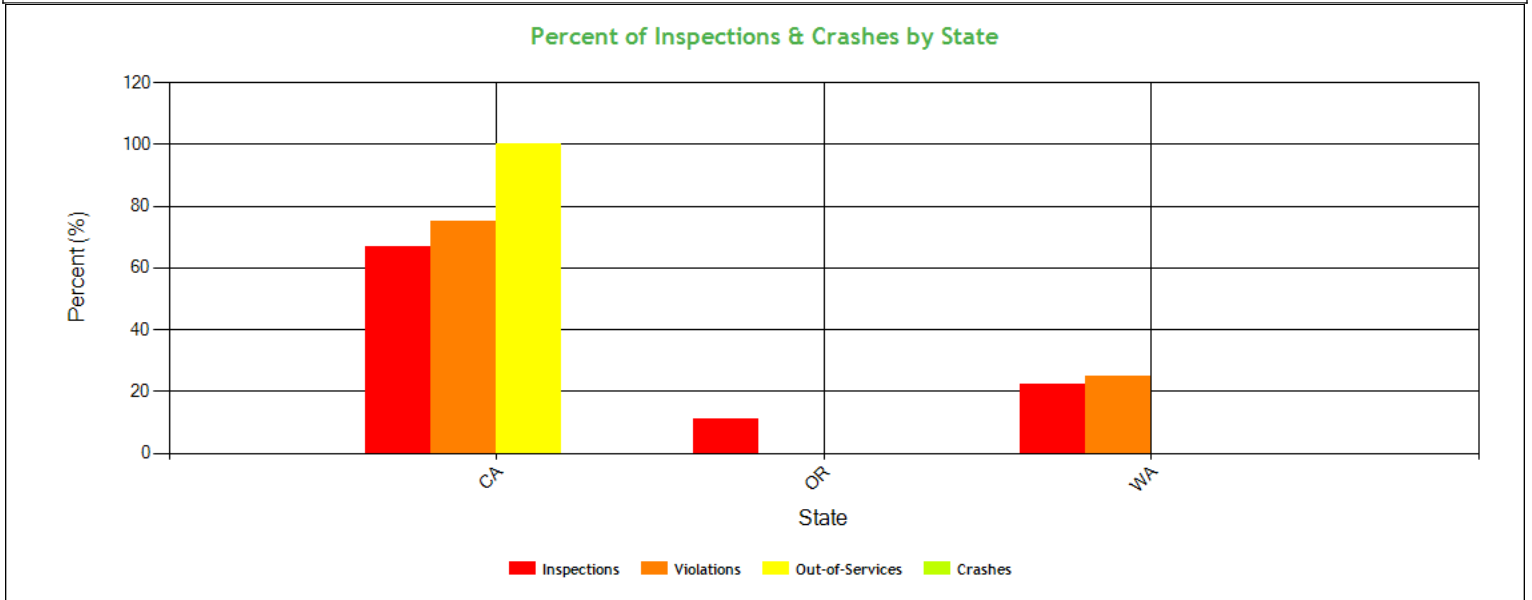


**Inspection Violation % OOS Chronology - Table ToC**

	2019	2020	2021	2022	2023
Total Violations	0	0	1	3	0
Total Out Of Services	0	0	0	1	0
%OOS Total Violations	0	0	0	33.33	0
Total Driver Violations	0	0	1	1	0
Total Driver Out Of Services	0	0	0	1	0
%OOS Driver Violations	0	0	0	100	0
Total PU Violations	0	0	1	1	0
Total PU Out Of Services	0	0	0	1	0
%OOS PU Violations	0	0	0	100	0
Total Trailer Violations	0	0	0	2	0
Total Trailer Out Of Services	0	0	0	0	0
%OOS Trailer Violations	0	0	0	0	0
Total Hazmat Violations	0	0	0	0	0
Total Hazmat Out Of Services	0	0	0	0	0
%OOS HazMat Violations	0	0	0	0	0



**Percent of Insp & Crash by State - Chart ToC**



**Percent of Insp & Crash by State - Table (based on Inspection data from the last 4 years) ToC**

State	Inspections		Violations		Out-of-Services		Crashes	
	Total	Percent	Total	Percent	Total	Percent	Total	Percent
	9	100	4	100	1	100	0	100
CA	6	66.7	3	75	1	100	0	0
OR	1	11.1	0	0	0	0	0	0
WA	2	22.2	1	25	0	0	0	0

**VIN Insp Summary by State (based on inspection from the last 2 years) ToC**

VIN	Insp	Viol Pts	Counts in each State					
			CA		WA		OR	
			Insp	Viol Pts	Insp	Viol Pts	Insp	Viol Pts
<b>TOTALS</b>	<b>32/9*</b>	<b>9/5**</b>	<b>6</b>	<b>4</b>	<b>2</b>	<b>1</b>	<b>1</b>	<b>0</b>
1XKYD49X6NJ467007	8	3	5	2	2	1	1	0
1JJV532D1KL115658	2	0	1	0	0	0	1	0
1GR1P0626PJ509447	1	0	0	0	1	0	0	0
1GRAA062XCB710080	1	0	1	0	0	0	0	0
1JJV532D0HL961918	1	0	1	0	0	0	0	0
1JJV532D3JL086680	1	0	1	0	0	0	0	0
1JJV532D5JL048156	1	2	1	2	0	0	0	0
1JJV532DXHL021058	1	0	1	0	0	0	0	0

\*<Total number of inspections for these 8 VIN(s)>/<Total number of inspections for these 3 state(s)>

\*\*<Total severity sum for these 8 VIN(s)>/<Total severity sum for these 3 state(s)>

**Violations By Unit Type ToC**

# of Violations: 4 Total Severity: 5 based on inspections in the last 2 years

Violation Unit: Driver	# of Violations: 2	Total Severity: 3	% of Total: 60%
Viol. Group: Others	# of Violations: 1	Total Severity: 2	% of Total: 40%
Violation	Number of Occurences	Viol. Severity	Total Severity



395.8E1:Making, or permitting a driver to make, a false re	1	2	2
<b>Viol. Group: Other Log/Form &amp; Manner</b>	<b># of Violations: 1</b>	<b>Total Severity: 1</b>	<b>% of Total: 20%</b>
395.26B:Motor carrier failed to ensure that the ELD automa	1	1	1
<b>Violation Unit: Trailer</b>	<b># of Violations: 2</b>	<b>Total Severity: 2</b>	<b>% of Total: 40%</b>
<b>Viol. Group: Wheels Studs Clamps Etc.</b>	<b># of Violations: 1</b>	<b>Total Severity: 2</b>	<b>% of Total: 40%</b>
<b>Violation</b>	<b>Number of Occurrences</b>	<b>Viol. Severity</b>	<b>Total Severity</b>
396.3A1:Inspection/repair and maintenance parts and access	1	2	2
<b>Viol. Group: Not used in SMS Calculation</b>	<b># of Violations: 1</b>	<b>Total Severity: 0</b>	<b>% of Total: 0%</b>
392.2:Operating a commercial motor vehicle not in accord	1	0	0

<b>Equipment Ownership ToCEquipment Ownership</b> (based on MCS-150 dated 4/17/2023)					
	Trucks	Tractors	Trailers	Motor Coaches	Vans
<b>Owned</b>	0	1	0	0	0
<b>Term Leased</b>	0	0	1	0	0
<b>Trip Leased</b>	0	0	0	0	0
<b>Total No.</b>	0	1	1	0	0

**No Equipment Details for Power Units**

**Equipment Details Trailers**

VIN	Latest Insp Date	Year	Make	Model	Body Class	Body Type	Axles	Len	Fuel Type
1JJV532D0HL961918	10/25/2022	2017	WABASH NATIONAL	Dry Van Duraplate	Trailer	Van Trailer	2	53	-
1JJV532D3JL086680	09/12/2022	2018	WABASH NATIONAL	Dry Van Duraplate	Trailer	Van Trailer	2	53	-
1JJV532D1KL115658	07/18/2022	2019	WABASH NATIONAL	Dry Van Duraplate	Trailer	Van Trailer	2	53	-
1JJV532DXHL021058	05/16/2022	2017	WABASH NATIONAL	Dry Van Duraplate	Trailer	Van Trailer	2	53	-
1JJV532D5JL048156	01/06/2022	2018	WABASH NATIONAL	Dry Van Duraplate	Trailer	Van Trailer	2	53	-
1GRAA062XCB710080	07/31/2021	2012	GREAT DANE	Great Dane Trailers	Trailer	-	2	53	-

**Vehicle Age ToC**

Year	# Power Units	PU Percentage	# Trailers	Trailres Percentage
2019	0	0%	1	20.00%
2018	0	0%	2	40.00%
2017	0	0%	2	40.00%

Based on 24 months of inspection data, see the live report for more options

**States of Power Unit Registrations ToC**

State	CA	OR	WA
<b>Number of Power Units</b>	1	1	1





**Equipment Acquisitions - Table ToC**

	Power Units inspected for 1st time in past 12 months	Power Units inspected for 1st time in past 24 months	Power Units inspected during entire date range	Trailers inspected for 1st time in past 12 months	Trailers inspected for 1st time in past 24 months	Trailers inspected during entire date range
Unique VINs	1	1	1	3	7	8
Unique License Plates	1	1	1	3	7	8
License Plate States	1	1	1	3	3	3

**Driver Details ToC Driver Details** (based on MCS-150 dated 4/17/2023)

	Within 100 mi	Beyond 100 mi	TOTAL
# Drivers Interstate	0	1	1
# Drivers Intrastate	0	0	0
<b>TOTAL</b>	0	1	/

Avg. # Trip Lease Drivers/Mo: 0 # Drivers Grand Total: 1 # Drivers Commercially Licensed: 1

**Shared VIN Summary ToC**

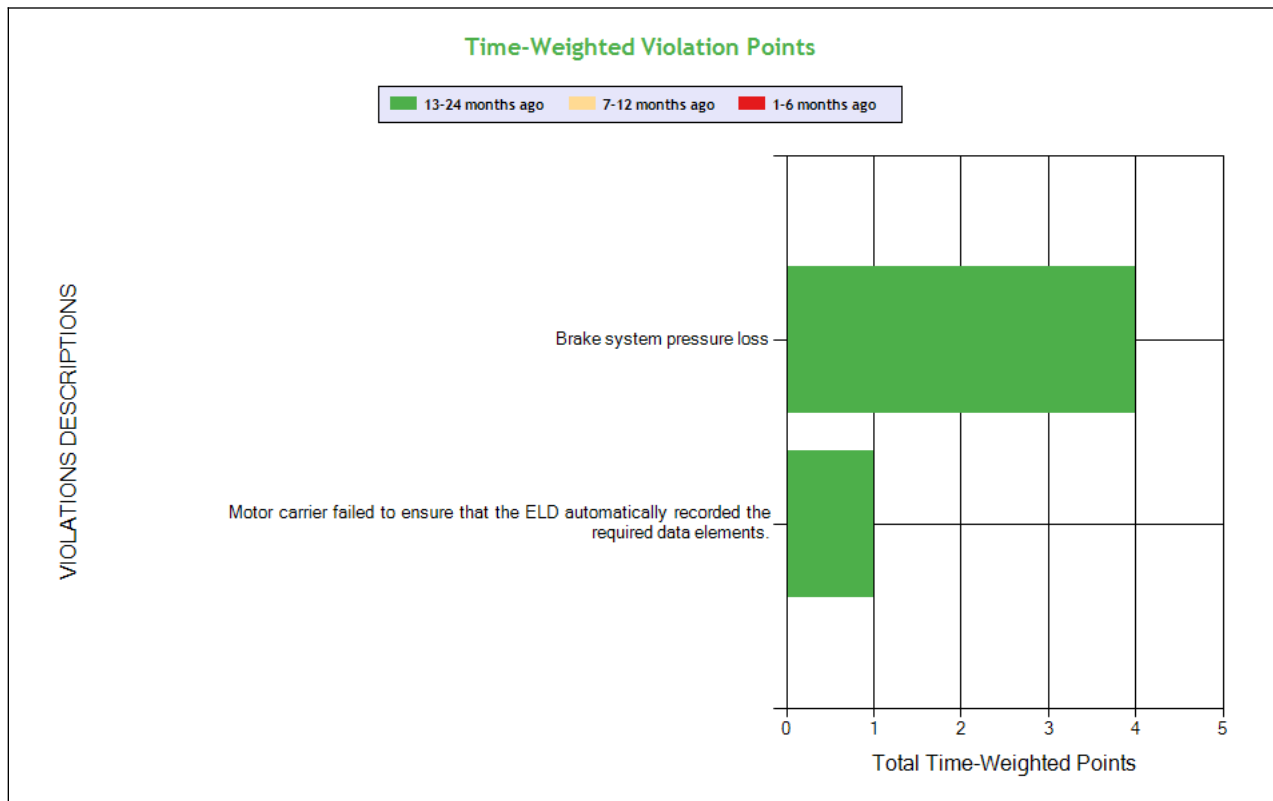
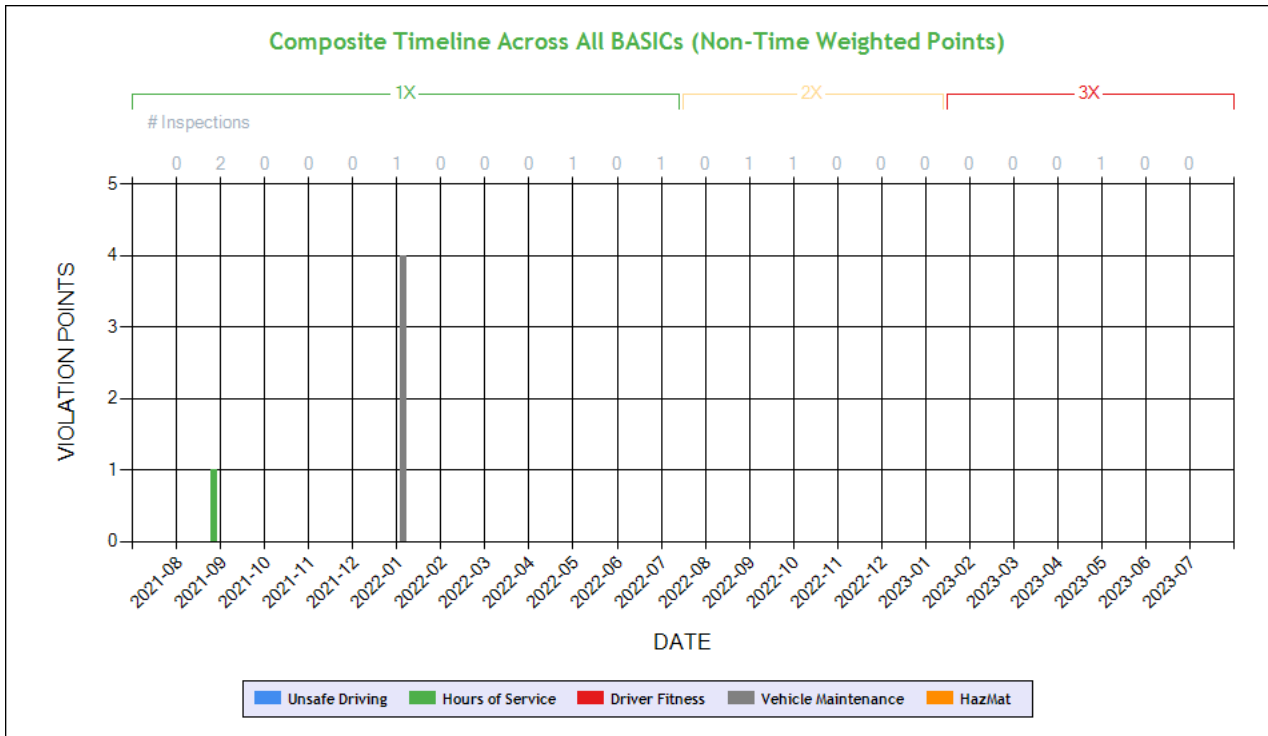
No Data

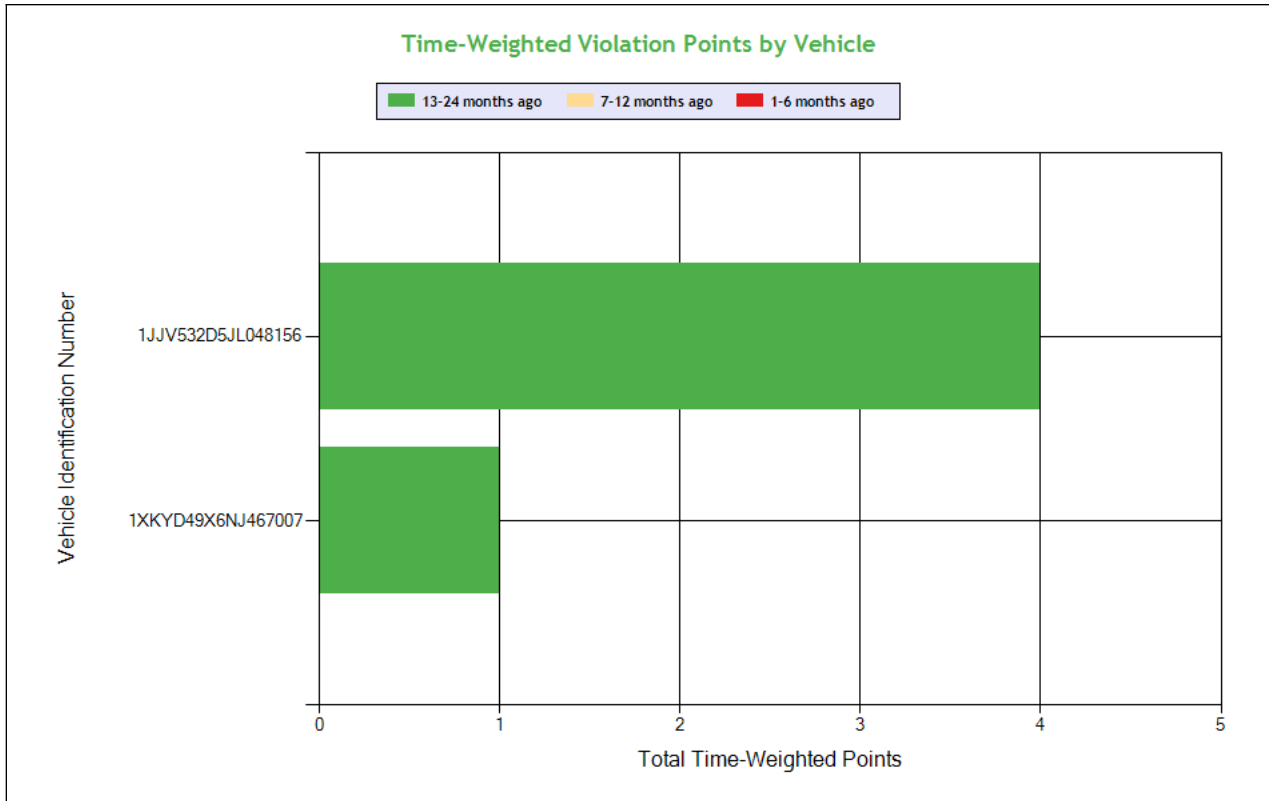
**SHIPPERS DETAIL ToC** based on Inspection results for the last 4 years

Shipper Name	Number of Inspections	Shipper Name	Number of Inspections
No Shipper listed	2	CAMPBELL SALES CO.	1
RAINIER VENEER	1	STARKIST	1
WORLD PAC	1	WORLDPAC	3



**Carrier Underwriting Report Safety Summary ToC**





See the Excel file for the complete analysis

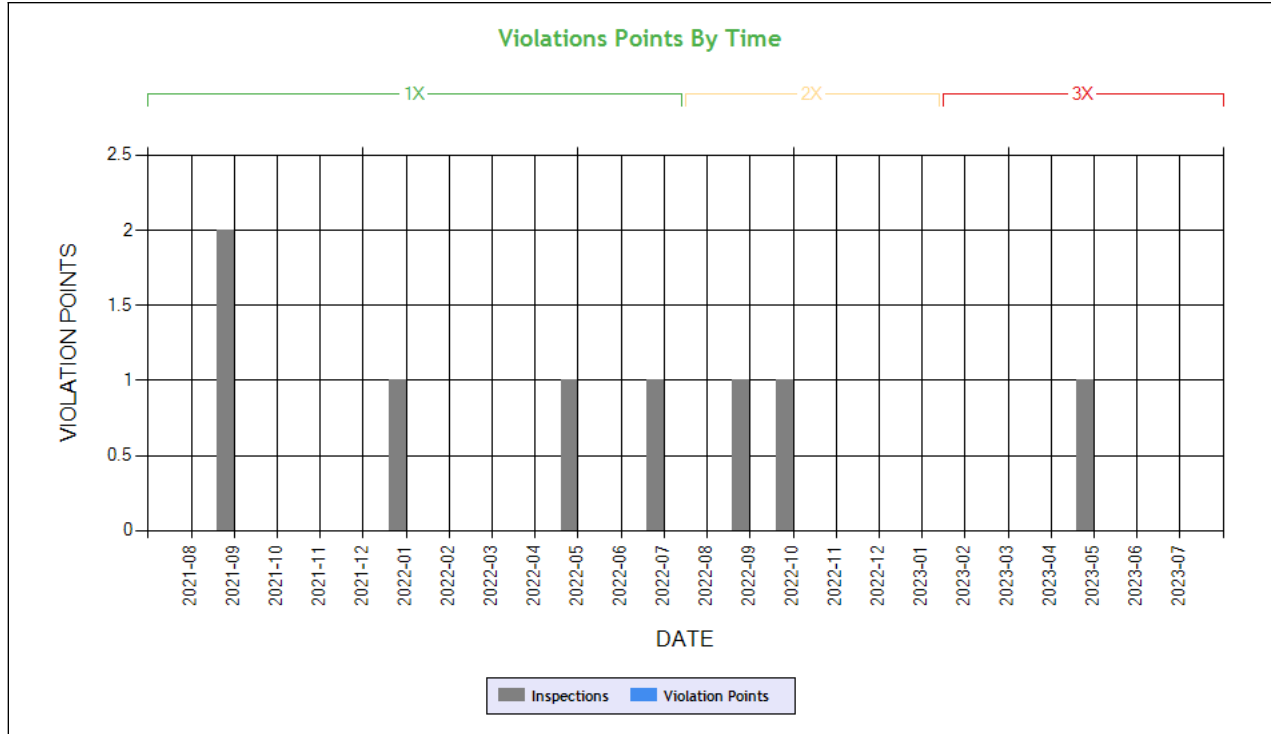
# Violations is in (1-6/7-12/13-24mo)

Shaded = Out Of Service Violation				
Violation Group			Brakes, All Others	Other Log/Form & Manner
Violation Description	Total Time-weighted Points by VIN	% of Total Time-weighted Points by VIN	Brake system pressure loss	Motor carrier failed to ensure that the ELD automatically recorded the required data elements.
Driver Resp			No	No
<b>Total Time-weighted Points</b>			4	1
<b>% Total Time-Wt Pts</b>			80.0	20.0
1JJV532D5JL048156	4	80.0	4 (0/0/1)	
1XKYD49X6NJ467007	1	20.0		1 (0/0/1)



**SAFETY ANALYSIS ToC**

**Unsafe Driving**



**Time-Weighted Violation Points - no data available to draw a chart**

**Time-Weighted Severity Points by Vehicle - no data available to draw a chart**

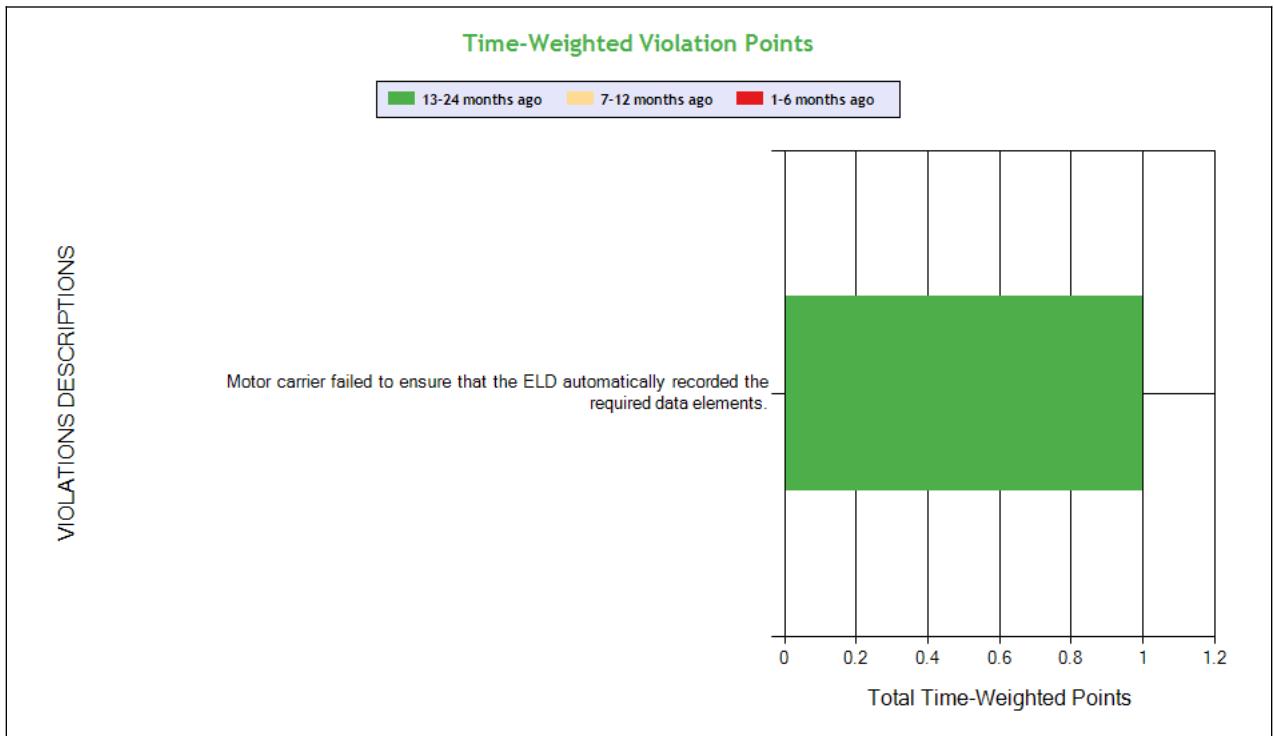
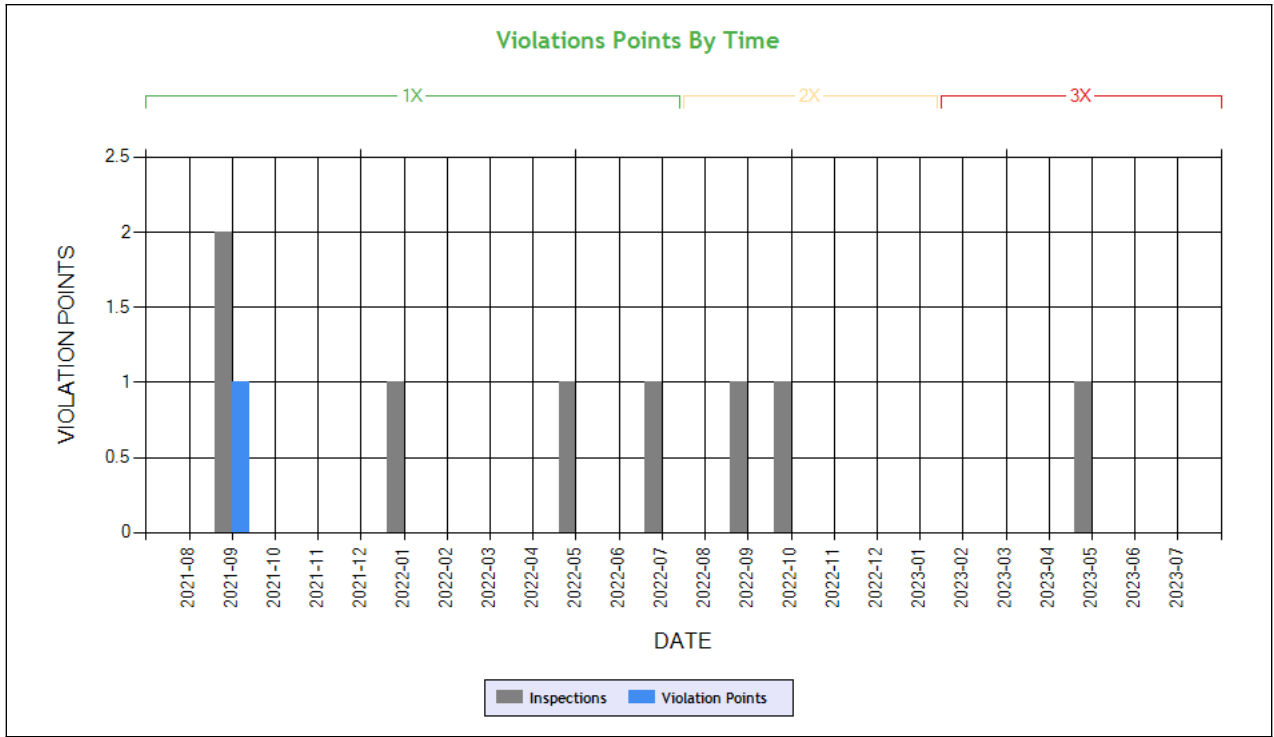
See the Excel file for the complete analysis

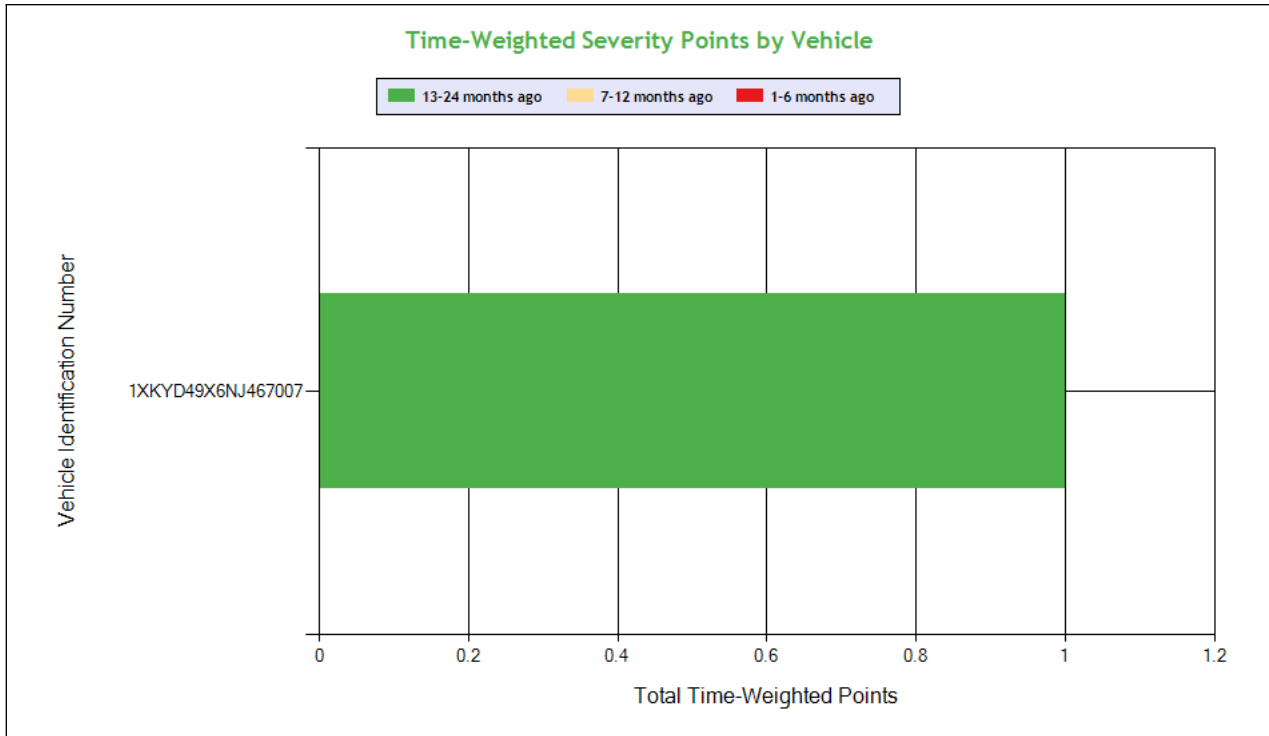
# Violations is in (1-6/7-12/13-24mo)

Shaded = Out Of Service Violation		
Violation Group		
Violation Description	Total Time-weighted Points by VIN	% of Total Time-weighted Points by VIN
Driver Resp		
Total Time-weighted Points		
% Total Time-Wt Pts		



### HOS Compliance





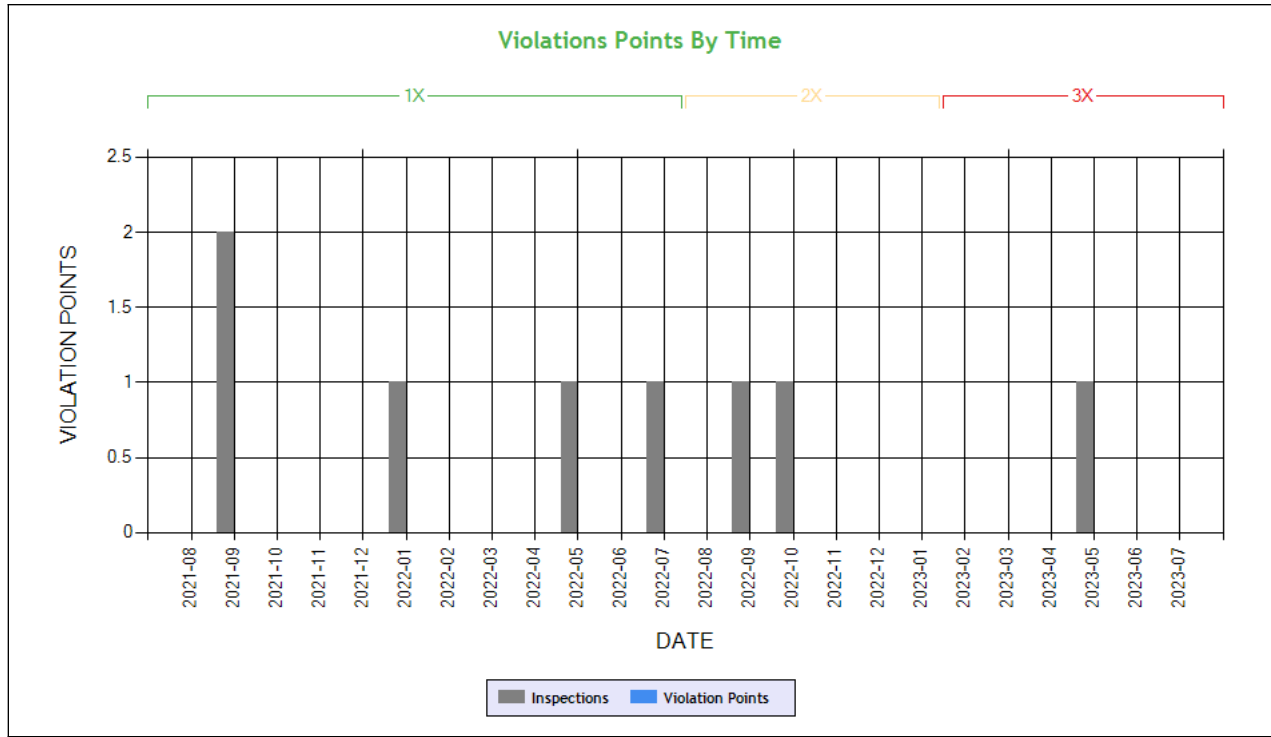
See the Excel file for the complete analysis

# Violations is in (1-6/7-12/13-24mo)

Shaded = Out Of Service Violation			
Violation Group			Other Log/Form & Manner
Violation Description	Total Time-weighted Points by VIN	% of Total Time-weighted Points by VIN	Motor carrier failed to ensure that the ELD automatically recorded the required data elements.
Driver Resp			No
Total Time-weighted Points			1
% Total Time-Wt Pts			100
1XKYD49X6NJ467007	1	100	1 (0/0/1)



**Driver Fitness**



**Time-Weighted Violation Points - no data available to draw a chart**

**Time-Weighted Severity Points by Vehicle - no data available to draw a chart**

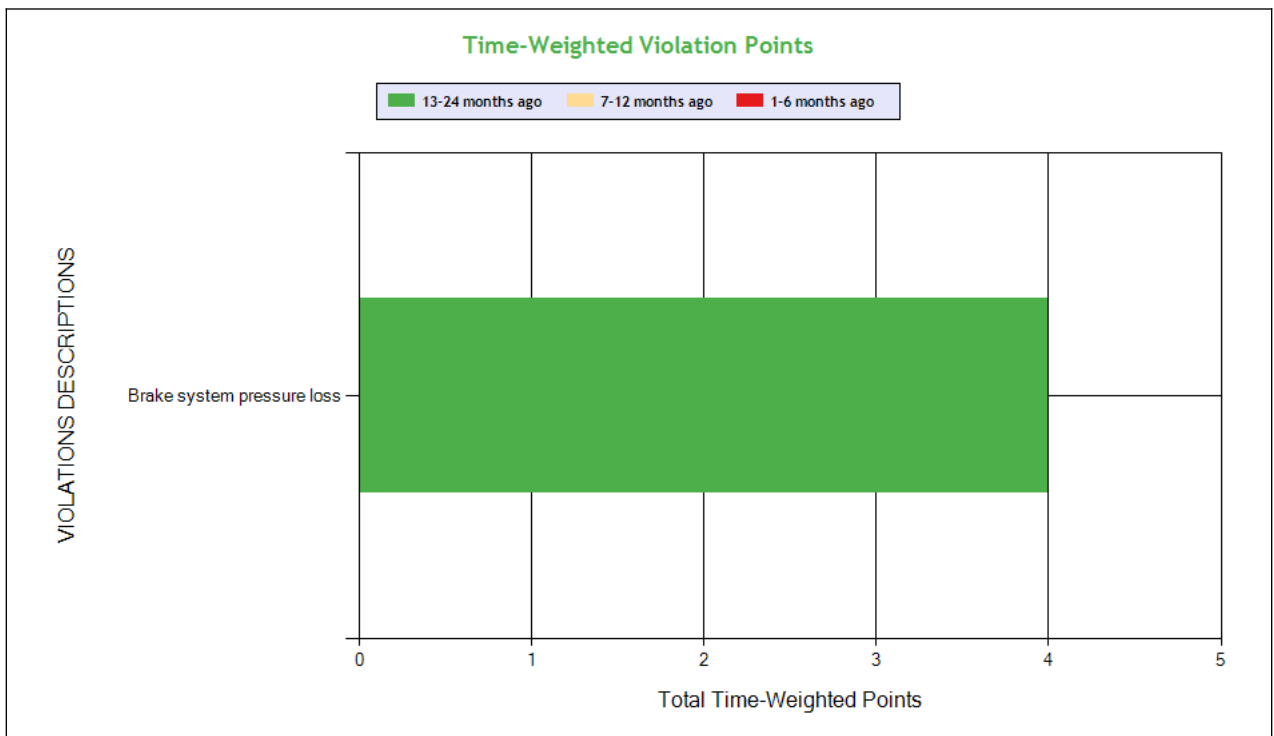
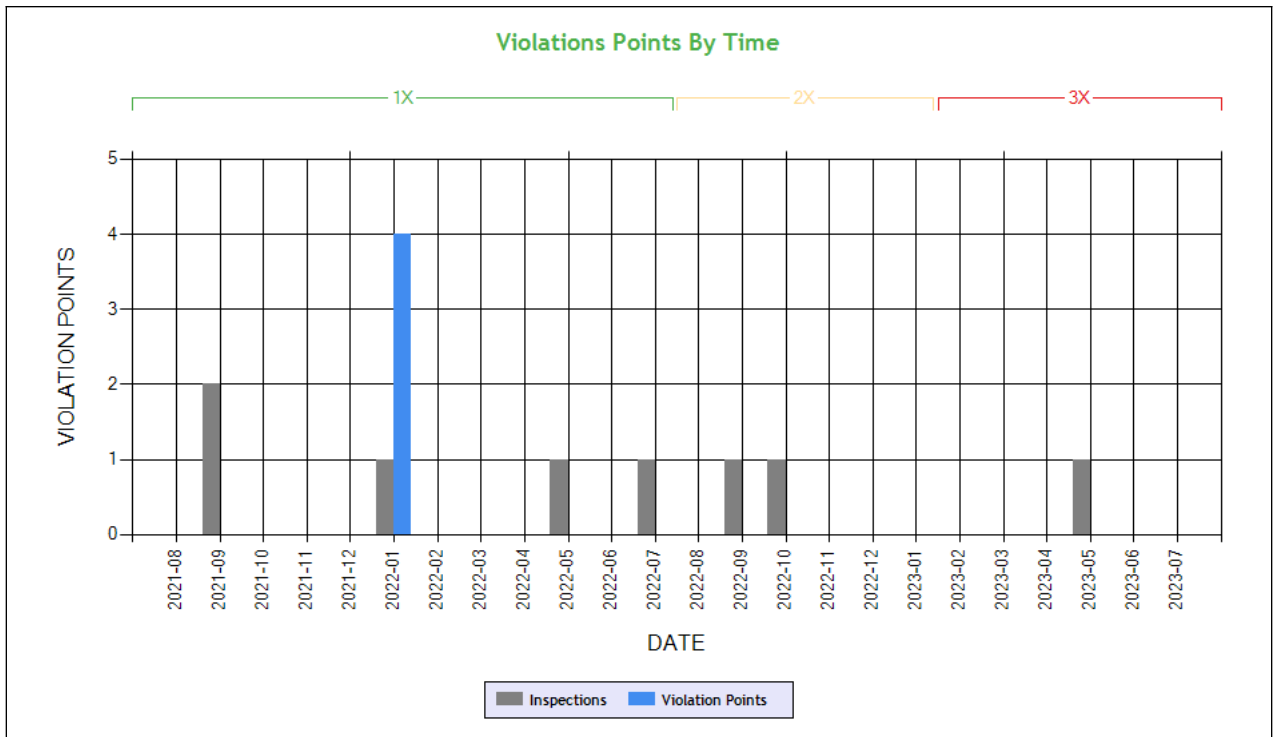
See the Excel file for the complete analysis

# Violations is in (1-6/7-12/13-24mo)

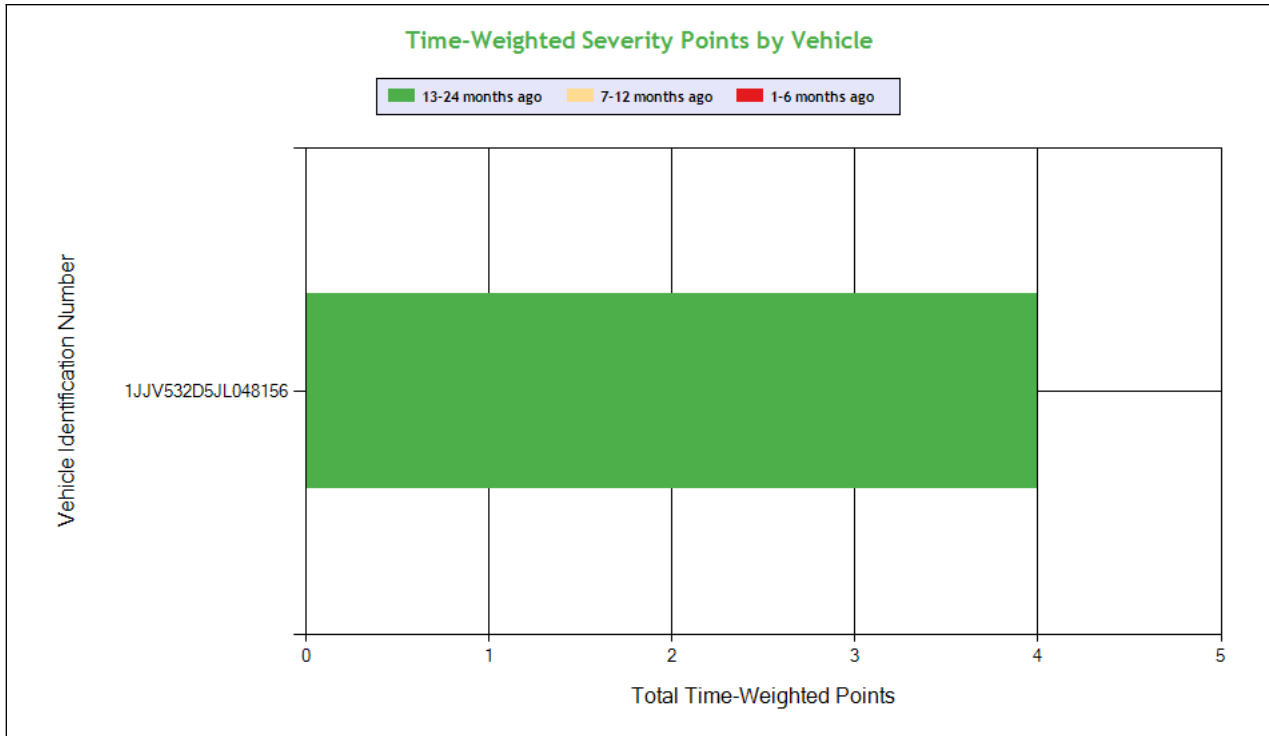
Shaded = Out Of Service Violation		
Violation Group		
Violation Description	Total Time-weighted Points by VIN	% of Total Time-weighted Points by VIN
Driver Resp		
Total Time-weighted Points		
% Total Time-Wt Pts		



### Vehicle Maintenance







See the Excel file for the complete analysis

# Violations is in (1-6/7-12/13-24mo)

Shaded = Out Of Service Violation			
Violation Group			Brakes, All Others
Violation Description	Total Time-weighted Points by VIN	% of Total Time-weighted Points by VIN	Brake system pressure loss
Driver Resp			No
<b>Total Time-weighted Points</b>			4
<b>% Total Time-Wt Pts</b>			100
1JJV532D5JL048156	4	100	4 (0/0/1)

**COLOR CODED CRASH TABLE ToC**

No crashes have been reported by the DOT on this Motor Carrier

**INSPECTIONS WITH SHARED EQUIPMENT:**

No Data



LEGEND
Vehicle Information
Inspection for DOT # being analyzed
Inspection for Different DOT #
Crash Information for specific VIN

**INSPECTION DETAILS for ALL Inspections**

PDF shows the first 100 Power Unit & Trailer VINs with most recent inspections using data from the last 4 years

**POWER UNIT Inspections Section**

VIN: 1XKYD49X6NJ467007		Unit: Truck Tractor		Year: 1992	Make: KENWORTH		
DOT No: 3582794		Docket No: MC1210787		Name: ASHLAND TRUCKING INC		Interstate: Yes	
Date	Unit License	Unit Lic State	Violation Unit	Violation Description	Severity	OOS	Citation
05/26/2023	YP15882	CA	-	-	-	-	-
10/25/2022	YP15882	CA	-	-	-	-	-
09/12/2022	YP15882	CA	-	-	-	-	-
07/18/2022	YP15882	CA	-	-	-	-	-
05/16/2022	YP15882	CA	-	-	-	-	-
01/06/2022	YP15882	CA	D	395.8E1 - Making, or permitting a driver to make, a false report regarding duty status (critical)	2	Yes	JH06722
09/28/2021	YP15882	CA	-	-	-	-	-
09/21/2021	YP15882	CA	D	395.26B - Motor carrier failed to ensure that the ELD automatically recorded the required data elements.	1	No	
07/31/2021	YP15882	CA	-	-	-	-	-

**TRAILER Inspections Section**

VIN: 1XKYD49X6NJ467007		Unit: Truck Tractor		Year: 1992	Make: KENWORTH		
DOT No: 3582794		Docket No: MC1210787		Name: ASHLAND TRUCKING INC		Interstate: Yes	
Date	Unit License	Unit Lic State	Violation Unit	Violation Description	Severity	OOS	Citation
05/26/2023	YP15882	CA	-	-	-	-	-
10/25/2022	YP15882	CA	-	-	-	-	-
09/12/2022	YP15882	CA	-	-	-	-	-
07/18/2022	YP15882	CA	-	-	-	-	-
05/16/2022	YP15882	CA	-	-	-	-	-
01/06/2022	YP15882	CA	D	395.8E1 - Making, or permitting a driver to make, a false report regarding duty status (critical)	2	Yes	JH06722
09/28/2021	YP15882	CA	-	-	-	-	-
09/21/2021	YP15882	CA	D	395.26B - Motor carrier failed to ensure that the ELD automatically recorded the required data elements.	1	No	
07/31/2021	YP15882	CA	-	-	-	-	-

Inspection Summary By Month (based on inspections from the last 4 years) ToC						
Year-Month	Number of Inspections	Number of Power Units	Total Violations	Total OOS Inspections	Total Severity Points	Number of Crashes
2023-05	1	1	0	0	0	0
2022-10	1	1	0	0	0	0



2022-09	1	1	1	0	0	0
2022-07	1	1	0	0	0	0
2022-05	1	1	0	0	0	0
2022-01	1	1	2	0	4	0
2021-09	2	2	1	0	1	0
2021-07	1	1	0	0	0	0

Note: The most recent month's counts may not include all the inspections for that month.

**VIN Inspection Violation Details ToC**

# of VINs: 3 # of Insp: 5 Severity Weight: 10 Avg. Weight/VIN: 2.0 (based on inspections in the last 4 years, showing top 50 VINs inspected most recently)									
VIN 1XKYD49X6NJ467007		# of Inspections: 3		Total Severity: 5		Percentage of Total: 50.00%		Avg. Weight Per Inspection: 1.7	
Inspection Date	Inspection ID	Inspection State	Location Description	Total Severity	# of Violations	Shipper Name	Inspection Level	Post Accident	Out of Service
09/12/2022	76602271	CA	COTTONWOOD IF	0	1	STARKIST	3	No	No
<b>BASIC</b>		<b>Unit Type</b>		<b>Severity</b>		<b>Description</b>		<b>Out of Service</b>	
Unsafe Driving		Truck Tractor		0		392.2:Operating a commercial motor vehicle not in accord		No	
Inspection Date	Inspection ID	Inspection State	Location Description	Total Severity	# of Violations	Shipper Name	Inspection Level	Post Accident	Out of Service
01/06/2022	74546718	CA	CORDELIA IF	4	2		1	No	No
<b>BASIC</b>		<b>Unit Type</b>		<b>Severity</b>		<b>Description</b>		<b>Out of Service</b>	
Hours-Of-Service Compliance		Truck Tractor		2		395.8E1:Making, or permitting a driver to make, a false re		Yes	
Vehicle Maintenance		Truck Tractor		2		396.3A1:Inspection/repair and maintenance parts and access		No	
Inspection Date	Inspection ID	Inspection State	Location Description	Total Severity	# of Violations	Shipper Name	Inspection Level	Post Accident	Out of Service
09/21/2021	73728295	WA	SC72 RIDGEFIELD (POE)	1	1	WORLDPAC	3	No	No
<b>BASIC</b>		<b>Unit Type</b>		<b>Severity</b>		<b>Description</b>		<b>Out of Service</b>	
Hours-Of-Service Compliance		Truck Tractor		1		395.26B:Motor carrier failed to ensure that the ELD automa		No	
VIN 1JJV532D5JL048156		# of Inspections: 1		Total Severity: 4		Percentage of Total: 40.00%		Avg. Weight Per Inspection: 4.0	
Inspection Date	Inspection ID	Inspection State	Location Description	Total Severity	# of Violations	Shipper Name	Inspection Level	Post Accident	Out of Service
01/06/2022	74546718	CA	CORDELIA IF	4	2		1	No	No
<b>BASIC</b>		<b>Unit Type</b>		<b>Severity</b>		<b>Description</b>		<b>Out of Service</b>	
Hours-Of-Service Compliance		Semi Trailer		2		395.8E1:Making, or permitting a driver to make, a false re		Yes	
Vehicle Maintenance		Semi Trailer		2		396.3A1:Inspection/repair and maintenance parts and access		No	
VIN 3H3V532K2NJ601040		# of Inspections: 1		Total Severity: 1		Percentage of Total: 10.00%		Avg. Weight Per Inspection: 1.0	
Inspection Date	Inspection ID	Inspection State	Location Description	Total Severity	# of Violations	Shipper Name	Inspection Level	Post Accident	Out of Service
09/21/2021	73728295	WA	SC72 RIDGEFIELD (POE)	1	1	WORLDPAC	3	No	No
<b>BASIC</b>		<b>Unit Type</b>		<b>Severity</b>		<b>Description</b>		<b>Out of Service</b>	
Hours-Of-Service Compliance		Semi Trailer		1		395.26B:Motor carrier failed to ensure that the ELD automa		No	



Inspection History <span style="float: right;">ToC</span>							
Inspection Date	Report Number	Report State	Plate Number	Plate State	Type	Severity Weight	Time Weight
05/26/2023	W540000508	WA	YP15882	CA	Truck Tractor		3
10/25/2022	NBTJ003777	CA	YP15882	CA	Truck Tractor		2
09/12/2022	UDL9002048	CA	YP15882	CA	Truck Tractor		2
1XKYD49X6NJ467007 - Power Unit - Unsafe Driving Violation: 392.2Operating a commercial motor vehicle not in accordance with the laws, ordinances, and regulations of the jurisdiction in which it is being operated - Unsafe Driving						0	
07/18/2022	NCT3002812	CA	YP15882	CA	Truck Tractor		1
05/16/2022	UBKE000914	CA	YP15882	CA	Truck Tractor		1
01/06/2022	NB7O003631	CA	YP15882	CA	Truck Tractor		1
1XKYD49X6NJ467007 - Power Unit - OOS Hours-Of-Service Violation: 395.8E1Making, or permitting a driver to make, a false report regarding duty status (critical)						2	
1XKYD49X6NJ467007 - Power Unit - Vehicle Maintenance Violation: 396.3A1Inspection/repair and maintenance parts and accessories						2	
09/28/2021	SPEP000339	OR	YP15882	CA	Truck Tractor		1
09/21/2021	W533000540	WA	YP15882	CA	Truck Tractor		1
1XKYD49X6NJ467007 - Power Unit - Hours-Of-Service Violation: 395.26BMotor carrier failed to ensure that the ELD automatically recorded the required data elements.						1	
07/31/2021	NDLP001633	CA	YP15882	CA	Truck Tractor		1

Only the first 20 inspections are shown. See the live report for more data.