



Table of Contents

1. Overview	2. BASIC Scores History
3. BASIC Measures	4. BASIC Measures by Cargo Group
5. Estimated ISS Score	6. Investigation Results
7. Penalties History	8. Acute Critical Violations
9. Red Flag Violation Details	10. DOT Registration Information
11. DOT MCS-150 History	12. Crash Summary
13. Inspection Summary	14. Inspection Viol OOS Rates by Cargo Group
15. FHWA Registration Information	16. FHWA Insurance Information
17. FHWA Authorities	18. Severe Violations
19. Violation Report	20. Violation Summary
21. Violation Enforcement Chronology	22. Inspection Violations & OOS Counts
23. Radius Of Operation	24. Inspection & Crash Locations
25. Cargo Hot Spots	26. Inspection Violations & OOS Chronology
27. Percent of Insp & Crash by State	28. VIN Insp Summary by State
29. Violations By Unit Type	30. Equipment Ownership
31. Equipment Details	32. Vehicle Age
33. States of Power Unit Registrations	34. Equipment Acquisitions
35. Driver Details	36. Shared VIN Summary
37. Shipper Table	38. Safety Summary
39. Safety Details	40. Crash Detail Color Coded
41. Inspections with Shared Equipment	42. Inspection Tabular Details
43. Inspection Summary By Month	44. VIN Inspection Violation Details
45. Inspection History	



Business Address

6220 THORTON AVE
BAKERSFIELD, CA
93313

Contact Info

(408)-707-6365
THANKSGODTRUCKINGINC@GMAIL.COM

FHWA Address

6220 THORTON AVE
BAKERSFIELD,CA,93313
Phone:(408)-707-6365

Mailing Address

6220 THORTON AVE
BAKERSFIELD, CA
93313

Overview ToC

Operating Status: NOT AUTHORIZED *Please Note: NOT AUTHORIZED does not apply to Private or Intrastate operations.
One other company viewed this DOT in the past two months
Crash/PU ratio: 0.0%
Clean Inspection ratio: -100.0%

Estimated SMS Basic Scores (as of DATE 5/31/2024)

	Unsafe Driving	Hours of Service	Driver Fitness	Controlled Sub. and Alcohol	Vehicle Maintenance	HM Compliance	Crash
Relative Scores	0% ○	0% ○	0% ○	0% ○	0% ○	0% ○	0% ○
Alert Status	No	No	No	No	No	No	No



Estimated Inspection Selection System (ISS) score: 63
Category: Optional Inspect

* The Estimated ISS score is based on Insufficient Data Algorithm *

BASIC Scores History - Unsafe Driving ToC

There are no Scores for this BASIC

BASIC Scores History - Hours of Service ToC

There are no Scores for this BASIC

BASIC Scores History - Driver Fitness ToC

There are no Scores for this BASIC

BASIC Scores History - Controlled Substance ToC

There are no Scores for this BASIC



BASIC Scores History - Vehicle Maintenance ToC

There are no Scores for this BASIC

BASIC Scores History - Crash ToC

There are no Scores for this BASIC

BASIC Scores History - Hazmat ToC

There are no Scores for this BASIC



BASIC Scores History ToC

Key: Red = Alert, Pink = Alert - Compliance Review Viol. in Past 12 Mo., Orange = within 10pts of Alert) UD-Unsafe, HOS-Hours, DF-Fitness, CS-Substances, VM-Veh Maint, HM-HazMat, SEG-Safety Event Group

(Note: Scores after December 2015 are estimated)

Date	UD	UD Alert	UD SEG	HOS	HOS Alert	HOS SEG	DF	DF Alert	DF SEG	VM	VM Alert	VM SEG
05/31/2024	0	No	-	0	No	-	0	No	-	0	No	-
04/26/2024	0	No	-	0	No	-	0	No	-	0	No	-
03/29/2024	0	No	-	0	No	-	0	No	-	0	No	-
02/23/2024	0	No	-	0	No	-	0	No	-	0	No	-
01/26/2024	0	No	-	0	No	-	0	No	-	0	No	-
12/29/2023	0	No	-	0	No	-	0	No	-	0	No	-
11/24/2023	0	No	-	0	No	-	0	No	-	0	No	-
10/27/2023	0	No	-	0	No	-	0	No	-	0	No	-
09/29/2023	0	No	-	0	No	-	0	No	-	0	No	-
08/25/2023	0	No	-	0	No	-	0	No	-	0	No	-
07/28/2023	0	No	-	0	No	-	0	No	-	0	No	-
06/30/2023	0	No	-	0	No	-	0	No	-	0	No	-
05/26/2023	0	No	-	0	No	-	0	No	-	0	No	-
04/28/2023	0	No	-	0	No	-	0	No	-	0	No	-
03/31/2023	0	No	-	0	No	-	0	No	-	0	No	-
02/24/2023	0	No	-	0	No	-	0	No	-	0	No	-
01/27/2023	0	No	-	0	No	-	0	No	-	0	No	-
12/30/2022	0	No	-	0	No	-	0	No	-	0	No	-
11/25/2022	0	No	-	0	No	-	0	No	-	0	No	-
10/28/2022	0	No	-	0	No	-	0	No	-	0	No	-
09/30/2022	0	No	-	0	No	-	0	No	-	0	No	-
08/26/2022	0	No	-	0	No	-	0	No	-	0	No	-
07/29/2022	0	No	-	0	No	-	0	No	-	0	No	-
06/24/2022	0	No	-	0	No	-	0	No	-	0	No	-
05/27/2022	0	No	-	0	No	-	0	No	-	0	No	-
04/29/2022	0	No	-	0	No	-	0	No	-	0	No	-
03/25/2022	0	No	-	0	No	-	0	No	-	0	No	-
02/25/2022	0	No	-	0	No	-	0	No	-	0	No	-
01/28/2022	0	No	-	0	No	-	0	No	-	0	No	-
12/31/2021	0	No	-	0	No	-	0	No	-	0	No	-
11/26/2021	0	No	-	0	No	-	0	No	-	0	No	-
10/29/2021	0	No	-	0	No	-	0	No	-	0	No	-
09/24/2021	0	No	-	0	No	-	0	No	-	0	No	-
08/27/2021	0	No	-	0	No	-	0	No	-	0	No	-
07/30/2021	0	No	-	0	No	-	0	No	-	0	No	-
06/25/2021	0	No	-	0	No	-	0	No	-	0	No	-
05/28/2021	0	No	-	0	No	-	0	No	-	0	No	-
04/30/2021	0	No	-	0	No	-	0	No	-	0	No	-
03/26/2021	0	No	-	0	No	-	0	No	-	0	No	-

Date	CS	CS Alert	CS SEG	HM	HM Alert	HM SEG	Crash	Crash Alert	Crash SEG
05/31/2024	0	No	-	0	No	-	0	No	-
04/26/2024	0	No	-	0	No	-	0	No	-
03/29/2024	0	No	-	0	No	-	0	No	-
02/23/2024	0	No	-	0	No	-	0	No	-
01/26/2024	0	No	-	0	No	-	0	No	-
12/29/2023	0	No	-	0	No	-	0	No	-
11/24/2023	0	No	-	0	No	-	0	No	-
10/27/2023	0	No	-	0	No	-	0	No	-
09/29/2023	0	No	-	0	No	-	0	No	-
08/25/2023	0	No	-	0	No	-	0	No	-
07/28/2023	0	No	-	0	No	-	0	No	-
06/30/2023	0	No	-	0	No	-	0	No	-
05/26/2023	0	No	-	0	No	-	0	No	-
04/28/2023	0	No	-	0	No	-	0	No	-
03/31/2023	0	No	-	0	No	-	0	No	-



02/24/2023	0	No	-	0	No	-	0	No	-
01/27/2023	0	No	-	0	No	-	0	No	-
12/30/2022	0	No	-	0	No	-	0	No	-
11/25/2022	0	No	-	0	No	-	0	No	-
10/28/2022	0	No	-	0	No	-	0	No	-
09/30/2022	0	No	-	0	No	-	0	No	-
08/26/2022	0	No	-	0	No	-	0	No	-
07/29/2022	0	No	-	0	No	-	0	No	-
06/24/2022	0	No	-	0	No	-	0	No	-
05/27/2022	0	No	-	0	No	-	0	No	-
04/29/2022	0	No	-	0	No	-	0	No	-
03/25/2022	0	No	-	0	No	-	0	No	-
02/25/2022	0	No	-	0	No	-	0	No	-
01/28/2022	0	No	-	0	No	-	0	No	-
12/31/2021	0	No	-	0	No	-	0	No	-
11/26/2021	0	No	-	0	No	-	0	No	-
10/29/2021	0	No	-	0	No	-	0	No	-
09/24/2021	0	No	-	0	No	-	0	No	-
08/27/2021	0	No	-	0	No	-	0	No	-
07/30/2021	0	No	-	0	No	-	0	No	-
06/25/2021	0	No	-	0	No	-	0	No	-
05/28/2021	0	No	-	0	No	-	0	No	-
04/30/2021	0	No	-	0	No	-	0	No	-
03/26/2021	0	No	-	0	No	-	0	No	-

BASIC Measures: Violation Points per Inspection Trends ToC

No inspection violations



BASIC Measures * - Table ToC

UD-Unsafe Driving, HOS-Hours of Service, DF-Driver Fitness, CS-Controlled Substances, VM-Vehicle Maintenance															
Date	UD Measure	UD AC	UD with Viol	HOS Measure	HOS AC	HOS with Viol	DF Measure	DF AC	DF with Viol	CS Measure	CS AC	CS with Viol	VM Measure	VM AC	VM with Viol
05/2024	0.00	N	0	0.00	N	0	0.00	N	0	0.00	N	0	0.00	N	0
04/2024	0.00	N	0	0.00	N	0	0.00	N	0	0.00	N	0	0.00	N	0
03/2024	0.00	N	0	0.00	N	0	0.00	N	0	0.00	N	0	0.00	N	0
02/2024	0.00	N	0	0.00	N	0	0.00	N	0	0.00	N	0	0.00	N	0
01/2024	0.00	N	0	0.00	N	0	0.00	N	0	0.00	N	0	0.00	N	0
12/2023	0.00	N	0	0.00	N	0	0.00	N	0	0.00	N	0	0.00	N	0
11/2023	0.00	N	0	0.00	N	0	0.00	N	0	0.00	N	0	0.00	N	0
10/2023	0.00	N	0	0.00	N	0	0.00	N	0	0.00	N	0	0.00	N	0
09/2023	0.00	N	0	0.00	N	0	0.00	N	0	0.00	N	0	0.00	N	0
08/2023	0.00	N	0	0.00	N	0	0.00	N	0	0.00	N	0	0.00	N	0
07/2023	0.00	N	0	0.00	N	0	0.00	N	0	0.00	N	0	0.00	N	0
06/2023	0.00	N	0	0.00	N	0	0.00	N	0	0.00	N	0	0.00	N	0
05/2023	0.00	N	0	0.00	N	0	0.00	N	0	0.00	N	0	0.00	N	0
04/2023	0.00	N	0	0.00	N	0	0.00	N	0	0.00	N	0	0.00	N	0
03/2023	0.00	N	0	0.00	N	0	0.00	N	0	0.00	N	0	0.00	N	0
02/2023	0.00	N	0	0.00	N	0	0.00	N	0	0.00	N	0	0.00	N	0
01/2023	0.00	N	0	0.00	N	0	0.00	N	0	0.00	N	0	0.00	N	0
12/2022	0.00	N	0	0.00	N	0	0.00	N	0	0.00	N	0	0.00	N	0
11/2022	0.00	N	0	0.00	N	0	0.00	N	0	0.00	N	0	0.00	N	0
10/2022	0.00	N	0	0.00	N	0	0.00	N	0	0.00	N	0	0.00	N	0
09/2022	0.00	N	0	0.00	N	0	0.00	N	0	0.00	N	0	0.00	N	0
08/2022	0.00	N	0	0.00	N	0	0.00	N	0	0.00	N	0	0.00	N	0
07/2022	0.00	N	0	0.00	N	0	0.00	N	0	0.00	N	0	0.00	N	0
06/2022	0.00	N	0	0.00	N	0	0.00	N	0	0.00	N	0	0.00	N	0
05/2022	0.00	N	0	0.00	N	0	0.00	N	0	0.00	N	0	0.00	N	0
04/2022	0.00	N	0	0.00	N	0	0.00	N	0	0.00	N	0	0.00	N	0
03/2022	0.00	N	0	0.00	N	0	0.00	N	0	0.00	N	0	0.00	N	0
02/2022	0.00	N	0	0.00	N	0	0.00	N	0	0.00	N	0	0.00	N	0
01/2022	0.00	N	0	0.00	N	0	0.00	N	0	0.00	N	0	0.00	N	0
12/2021	0.00	N	0	0.00	N	0	0.00	N	0	0.00	N	0	0.00	N	0
11/2021	0.00	N	0	0.00	N	0	0.00	N	0	0.00	N	0	0.00	N	0
10/2021	0.00	N	0	0.00	N	0	0.00	N	0	0.00	N	0	0.00	N	0
09/2021	0.00	N	0	0.00	N	0	0.00	N	0	0.00	N	0	0.00	N	0
08/2021	0.00	N	0	0.00	N	0	0.00	N	0	0.00	N	0	0.00	N	0
07/2021	0.00	N	0	0.00	N	0	0.00	N	0	0.00	N	0	0.00	N	0
06/2021	0.00	N	0	0.00	N	0	0.00	N	0	0.00	N	0	0.00	N	0
05/2021	0.00	N	0	0.00	N	0	0.00	N	0	0.00	N	0	0.00	N	0
04/2021	0.00	N	0	0.00	N	0	0.00	N	0	0.00	N	0	0.00	N	0
03/2021	0.00	N	0	0.00	N	0	0.00	N	0	0.00	N	0	0.00	N	0

* BASIC Measures are the absolute SMS scores that are compared within each Safety Event Group to determine the BASIC Score percentiles.

BASIC Measures by Cargo Group ToC

Fleet Size: 1-5 PUs															
Cargo Group (Companies)	Unsafe Driving		Hours of Service		Driver Fitness		Controlled Substance		Vehicle Maintenance		HM Compliance		Crash		
	Avg.	Comp. to Avg.	Avg.	Comp. to Avg.	Avg.	Comp. to Avg.	Avg.	Comp. to Avg.	Avg.	Comp. to Avg.	Avg.	Comp. to Avg.	Avg.	Comp. to Avg.	
General Freight (489231)	0.80	Better	0.26	Better	0.20	Better	0.02	Better	1.91	Better	0.01	Better	0.06	Better	
THANKS GOD TRUCKING INC	0.00		0.00		0.00		0.00		0.00		0.00		0.00		

Estimated ISS Score: 63 Optional Inspect ToC About the Inspection Selection System



Estimated ISS Score History - Table ToC

Date	Estimated ISS Score	Recommendation	Algorithm
05/31/2024	63	Optional Inspect	Insufficient Data Algorithm
04/26/2024	63	Optional Inspect	Insufficient Data Algorithm
03/29/2024	63	Optional Inspect	Insufficient Data Algorithm
02/23/2024	63	Optional Inspect	Insufficient Data Algorithm
01/26/2024	63	Optional Inspect	Insufficient Data Algorithm
12/29/2023	63	Optional Inspect	Insufficient Data Algorithm
11/24/2023	63	Optional Inspect	Insufficient Data Algorithm
10/27/2023	63	Optional Inspect	Insufficient Data Algorithm
09/29/2023	63	Optional Inspect	Insufficient Data Algorithm
08/25/2023	63	Optional Inspect	Insufficient Data Algorithm
07/28/2023	63	Optional Inspect	Insufficient Data Algorithm
06/30/2023	63	Optional Inspect	Insufficient Data Algorithm
05/26/2023	63	Optional Inspect	Insufficient Data Algorithm
04/28/2023	63	Optional Inspect	Insufficient Data Algorithm
03/31/2023	63	Optional Inspect	Insufficient Data Algorithm
02/24/2023	63	Optional Inspect	Insufficient Data Algorithm
01/27/2023	63	Optional Inspect	Insufficient Data Algorithm
12/30/2022	63	Optional Inspect	Insufficient Data Algorithm
11/25/2022	63	Optional Inspect	Insufficient Data Algorithm
10/28/2022	63	Optional Inspect	Insufficient Data Algorithm
09/30/2022	63	Optional Inspect	Insufficient Data Algorithm
08/26/2022	63	Optional Inspect	Insufficient Data Algorithm
07/29/2022	63	Optional Inspect	Insufficient Data Algorithm
06/24/2022	63	Optional Inspect	Insufficient Data Algorithm
05/27/2022	63	Optional Inspect	Insufficient Data Algorithm
04/29/2022	63	Optional Inspect	Insufficient Data Algorithm
03/25/2022	63	Optional Inspect	Insufficient Data Algorithm
02/25/2022	63	Optional Inspect	Insufficient Data Algorithm
01/28/2022	63	Optional Inspect	Insufficient Data Algorithm
12/31/2021	63	Optional Inspect	Insufficient Data Algorithm
11/26/2021	63	Optional Inspect	Insufficient Data Algorithm
10/29/2021	63	Optional Inspect	Insufficient Data Algorithm
09/24/2021	63	Optional Inspect	Insufficient Data Algorithm
08/27/2021	63	Optional Inspect	Insufficient Data Algorithm
07/30/2021	63	Optional Inspect	Insufficient Data Algorithm
06/25/2021	63	Optional Inspect	Insufficient Data Algorithm
05/28/2021	63	Optional Inspect	Insufficient Data Algorithm
04/30/2021	66	Optional Inspect	Insufficient Data Algorithm
03/26/2021	66	Optional Inspect	Insufficient Data Algorithm

Investigation Results ToC

No Investigations reported on FMCSA website

Penalties History ToC

No Penalties reported on FMCSA website.



Acute Critical Violations (Based on Investigations as per CSA Methodology Appendix A) ToC

No Data

No red flag violations in the last 24 months

DOT Registration Information: The following information on this specific DOT # is from the Federal DOT (as of Operating Authority

DOT Registration: 03/18/2021		Total Power Units: 1		Total Trucks: 1		Total Trailers: 0		Total Passenger Vehicles: 0	
Status	Entity Type	Organization Type	Nation	Total Cars	Drivers / CDL Drivers				
A	C	-	US	0	1 / 1				
MCS-150 Date	Op Codes	Shipper Op Codes	Shipper HazMat Op Codes	Latest Review Type	Latest Review Document Number(Date)				
01/05/2023	A				- (01/01/1900)				
MCS-150 Mileage (Year)	Record Update Date	Transports Hazmats	DOT Census Date	Recordable Accident Rate	Preventable Accident Rate				
28,765 (2022)	01/05/2023	N	01/01/1900	0%	0%				
MCS-151 Mileage	Safety Rating (Date)	SEA Accident	SEA Driver	SEA Vehicle	SEA Management				
4200	None (None)	0%	0%	0%	0%				
Classification Codes			Cargo Carried (per MCS-150)						
Authorized-For-Hire			General Freight						

DOT MCS-150 History ToC (as of 01/09/2023 DOT census)

Census Date	MCS-150 Date	MCS-150 Mileage	VMT Year	Power Units	Drivers	Trailers	Company Rep1	Company Rep2	Email
1/9/2023	1/5/2023	28765	2022	1	1	1	SANDEEP SHARMA		THANKSGODTRUCKINGinc@GM AIL.COM
12/9/2022	11/23/2022	13856	2021	1	1	1	SANDEEP SHARMA		THANKSGODTRUCKINGinc@GM AIL.COM
4/9/2022	3/22/2022	13856	2021	1	1	1	SANDEEP SHARMA		THANKSGODTRUCKINGinc@GM AIL.COM
11/9/2021	10/27/2021	1	2021	1	1	1	SANDEEP SHARMA		THANKSGODTRUCKINGinc@GM AIL.COM
4/9/2021	3/18/2021	0		1	1	0	SANDEEP SHARMA		THANKSGODTRUCKINGLLC@G MAIL.COM

Crash Summary Chart ToC Crashes Summary - Chart (based on all available crash data)

No Data

Crashes Summary - Table (based on all available crash data) ToC

	TOTAL	Last 6 months	7-12 months	13-18 months	19-24 months	25-30 months	30-36 months	37-41 months	42-48 months	Over 49 months
Total Reportable	0	0	0	0	0	0	0	0	0	0
Fatalities	0	0	0	0	0	0	0	0	0	0
Injuries	0	0	0	0	0	0	0	0	0	0
Tow Away	0	0	0	0	0	0	0	0	0	0
With Citations	0	0	0	0	0	0	0	0	0	0
Federal Recordable	0	0	0	0	0	0	0	0	0	0
Preventable	0	0	0	0	0	0	0	0	0	0
Crash per Pwr Unit	-	0.0%	0.0%	0.0%	0.0%	0.0%	0.0%	0.0%	0.0%	-



Inspection Summary ToC

The following inspection information is based on results for 24 months prior to: 07/04/2024. Please note that the total inspections number is not necessarily the total of the vehicle, driver and hazmat inspections, as one inspection may have included any combination of the below inspections.

Overall	Vehicle	Driver	Hazmat
<p><i>(Please note that the total inspections number is not necessarily the total of the vehicle, driver and hazmat inspections, as one inspection may have included any combination of the below inspections)</i></p> <p>Total Inspections: 0 Total Out of Service: 0</p> <p>Out of Service: 0% National Average: 21.55% Difference: -21.55%</p>	<p>Total Inspections: 0 Total Out of Service: 0</p> <p>Out of Service: 0.00% National Average: 25.06% Difference: -25.06%</p>	<p>Total Inspections: 0 Total Out of Service: 0</p> <p>Out of Service: 0.00% National Average: 7.13% Difference: -7.13%</p>	<p>Total Inspections: 0 Total Out of Service: 0</p> <p>Out of Service: 0.00% National Average: 3.61% Difference: -3.61%</p>

Inspection Viol OOS Rates by Cargo Group ToC

Cargo Group	OVERALL		VEHICLE		DRIVER		HAZMAT	
	Average	Compared to Average	Average	Compared to Average	Average	Compared to Average	Average	Compared to Average
THANKS GOD TRUCKING INC	0%		0%		0%		0%	
No data								

FHWA Registration Information: The following data on this Motor Carrier is from the Federal Hwy Administration (as of 11/21/2023)

Docket Number	DOT Number	Company Name	DBA Name	Address	City	State	Country	ZIP Code
MC1216994	3591977	THANKS GOD TRUCKING INC		6220 THORTON AVE	BAKERSFIELD	CA	US	93313
Phone Number	Fax Number	Mail Address	Mail City	Mail State	Mail Contry	Mail ZIP Code	Mail Phone Number	Mail Fax Number
(408)-707-6365								
Date of Last Change	Freight	Passenger	Household Goods	Active Authority	Pending Authority	Revocation Pending Authority		
11/21/2023	Y	N	N	/	/	/		

Insurance Required (as of 07/05/2024) ToC

Docket Number	Insurance Type	Insurance Required	Insurance on File
MC1216994	BIPD	\$750k	\$0k
MC1216994	Cargo	No	No
MC1216994	Bond	No	No

Active / Pending Insurance (as of 07/05/2024)

No Data

Insurance History (as of 07/05/2024)

Docket Number	Form	Type	Insurance Carrier	Policy/Surety	Coverage From	Coverage To	Effective Date From	Effective Date To
MC1216994	91X	BIPD/Primary	INDEMNITY INSURANCE CO. OF NORTH AMERICA	MMT H25549090	\$0k	\$1000k	11/12/2021	11/15/2023 Cancelled



FHWA Authorities (as of 07/05/2024) ToC								
Docket#	L&I Name	Active Authority	Inactive Authority	Pending Authority	Revocation Pending Authority	Freight	Passenger	Household Goods
MC1216994	THANKS GOD TRUCKING INC		Common /			Yes	No	No

Authority History (as of 07/05/2024)				
Docket Number	Sub	Auth Type	Original Action	Disposition
MC1216994		COMMON	GRANTED 12/6/2021 12:00:00 AM	REVOKED 11/21/2023 12:00:00 AM

Severe Violations (i.e. those with >= 8 points) - Chart [ToC](#)

No Data

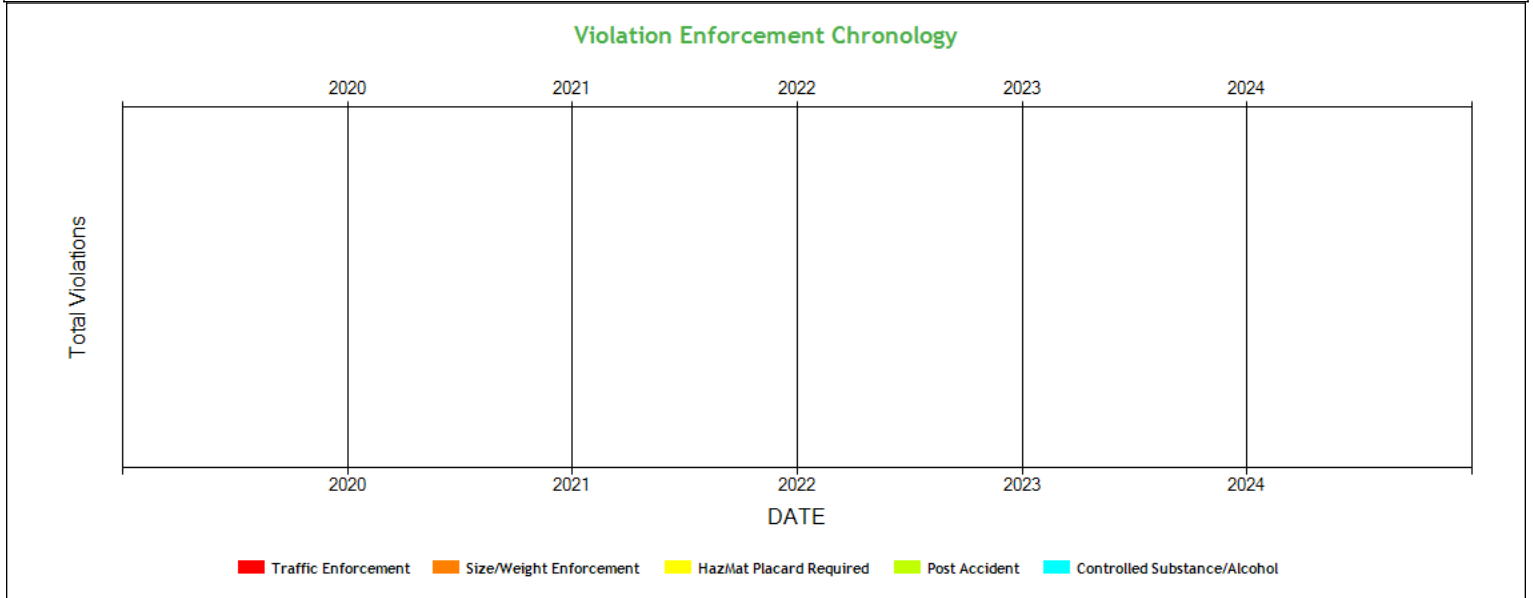
Severe Violations (i.e. those with >= 8 points) - Table

No Data

No data for Violation Report [ToC](#)

No data for Violation Summary

Violation Enforcement Chronology - Chart [ToC](#)

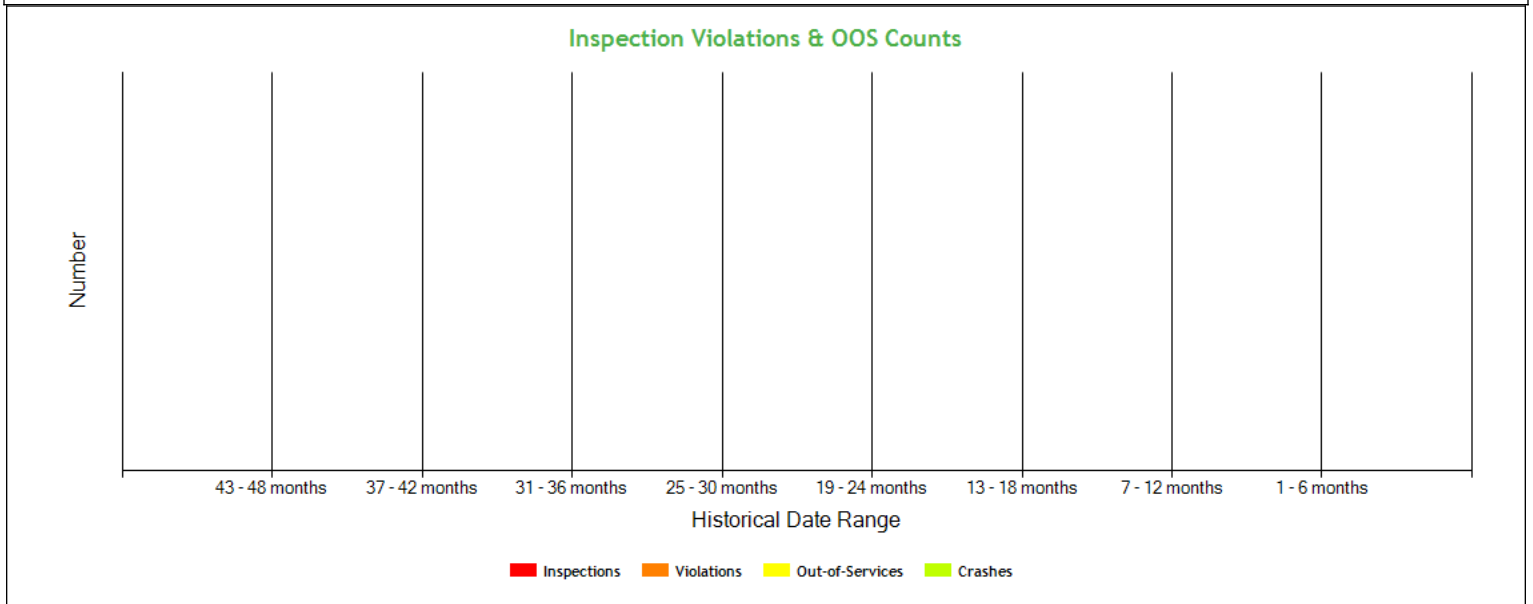




Violation Enforcement Chronology - Table ToC

	2020	2021	2022	2023	2024
Traffic Enforcement	0	0	0	0	0
Size/Weight Enforcement	0	0	0	0	0
HazMat Placard Required	0	0	0	0	0
Post Accident	0	0	0	0	0
Controlled Substance/Alcohol	0	0	0	0	0

Inspection Violations & OOS Counts - Chart ToC



Inspection Violations & OOS Counts - Table ToC

Date Range	Inspections	Violations	Out-of-Services	Crashes
TOTAL	0	0	0	0
1 - 6 months	0	0	0	0
7 - 12 months	0	0	0	0
13 - 18 months	0	0	0	0
19 - 24 months	0	0	0	0
25 - 30 months	0	0	0	0
31 - 36 months	0	0	0	0
37 - 42 months	0	0	0	0
43 - 48 months	0	0	0	0

Radius Of Operation ToC

Something went wrong while generating Radius Of Operation

Inspection & Crash Locations - Chart ToC

No Data

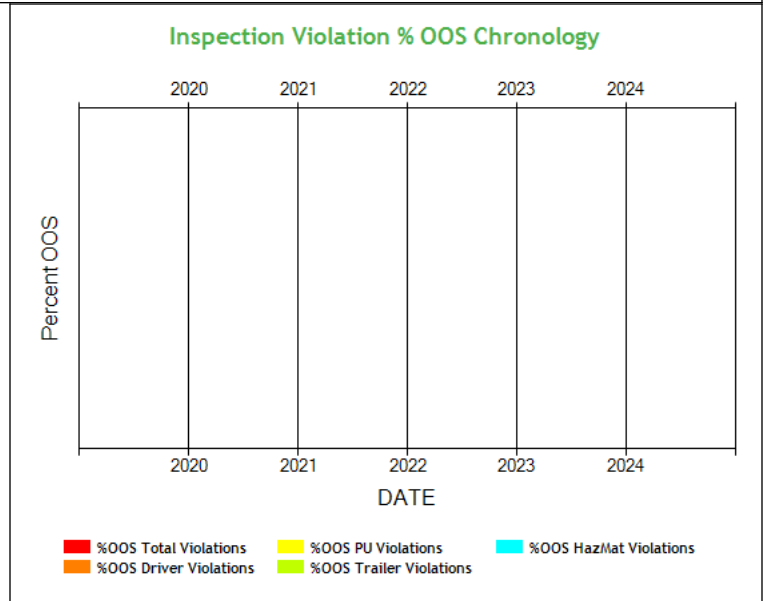
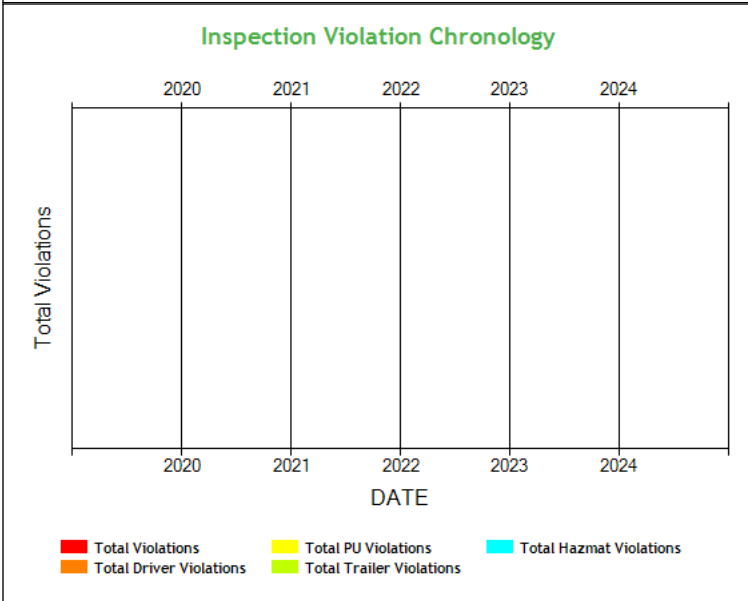


Inspection & Crash Locations - Table ToC

No Data

No hot spot data in the last 12 months

Inspection Violation % OOS Chronology - Chart ToC



Inspection Violation % OOS Chronology - Table ToC

	2020	2021	2022	2023	2024
Total Violations	0	0	0	0	0
Total Out Of Services	0	0	0	0	0
%OOS Total Violations	0	0	0	0	0
Total Driver Violations	0	0	0	0	0
Total Driver Out Of Services	0	0	0	0	0
%OOS Driver Violations	0	0	0	0	0
Total PU Violations	0	0	0	0	0
Total PU Out Of Services	0	0	0	0	0
%OOS PU Violations	0	0	0	0	0
Total Trailer Violations	0	0	0	0	0
Total Trailer Out Of Services	0	0	0	0	0
%OOS Trailer Violations	0	0	0	0	0
Total Hazmat Violations	0	0	0	0	0
Total Hazmat Out Of Services	0	0	0	0	0
%OOS HazMat Violations	0	0	0	0	0

Percent of Insp & Crash by State - Chart ToC

No Data



Percent of Insp & Crash by State - Table (based on Inspection data from the last 4 years) **ToC**

State	Inspections		Violations		Out-of-Services		Crashes	
	Total	Percent	Total	Percent	Total	Percent	Total	Percent
	0	100	0	100	0	100	0	100

No data ToC

Violations By Unit Type **ToC**

of Violations: 0 Total Severity: 0

Equipment Ownership **ToC** **Equipment Ownership** (based on MCS-150 dated 1/5/2023)

	Trucks	Tractors	Trailers	Motor Coaches	Vans
Owned	0	1	0	0	0
Term Leased	0	0	0	0	0
Trip Leased	0	0	1	0	0
Total No.	0	1	1	0	0

No Equipment Details data

No Vehicle Age data

States of Power Unit Registrations (based on Inspection results for the last 4 years) **ToC**

No Data

Equipment Acquisitions - Table **ToC**

	Power Units inspected for 1st time in past 12 months	Power Units inspected for 1st time in past 24 months	Power Units inspected during entire date range	Trailers inspected for 1st time in past 12 months	Trailers inspected for 1st time in past 24 months	Trailers inspected during entire date range
Unique VINs	0	0	0	0	0	0
Unique License Plates	0	0	0	0	0	0
License Plate States	0	0	0	0	0	0

Driver Details **ToC** **Driver Details** (based on MCS-150 dated 1/5/2023)

	Within 100 mi	Beyond 100 mi	TOTAL
# Drivers Interstate	0	1	1
# Drivers Intrastate	0	0	0
TOTAL	0	1	/

Avg. # Trip Lease Drivers/Mo: 0 # Drivers Grand Total: 1 # Drivers Commercially Licensed: 1

Shared VIN Summary **ToC**

No Data



Carrier Software
1-800-646-5152
info@CarrierSoftware.com

CONFIDENTIAL - Intended for use by Amerigo Insurance Agency - Date:
7/5/2024

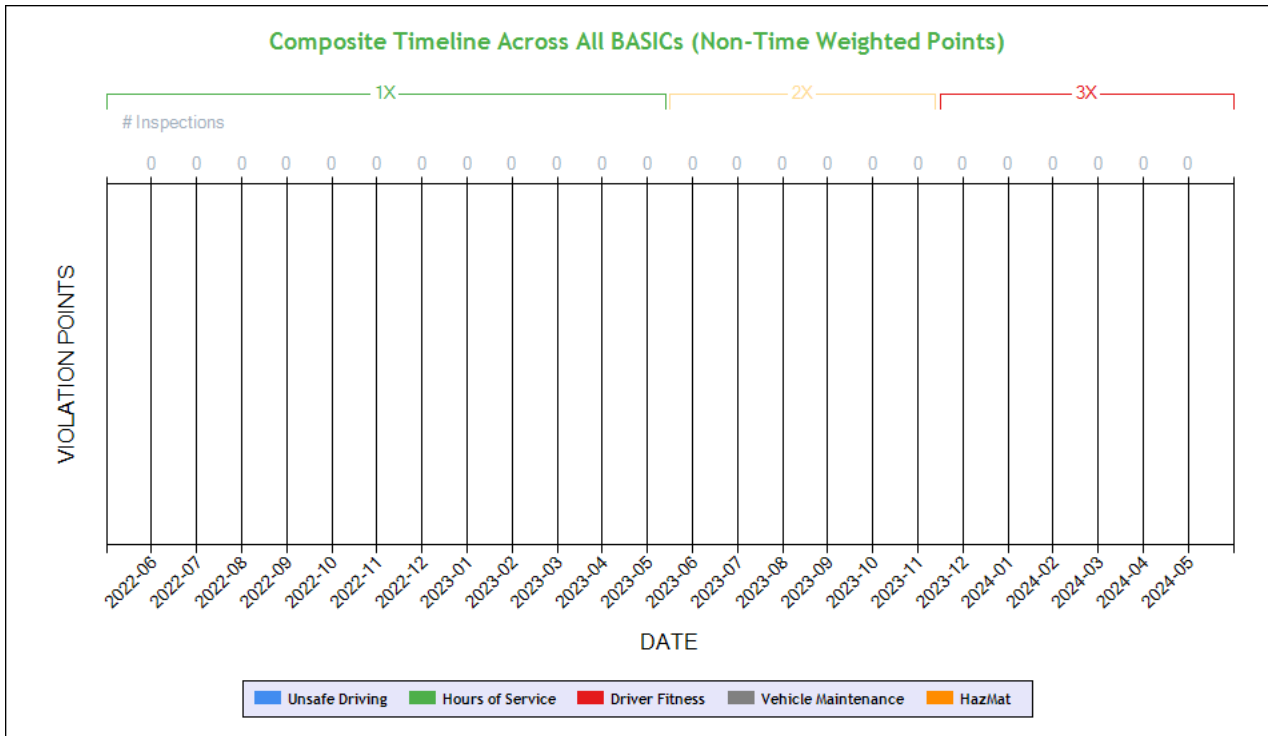
THANKS GOD TRUCKING INC - DOT# 3591977 / MC1216994

SHIPPERS DETAIL **ToC** based on Inspection results for the last 4 years

No Data



Carrier Underwriting Report Safety Summary ToC



Time-Weighted Violation Points - no data available to draw a chart

Time-Weighted Violation Points by Vehicle - no data available to draw a chart

See the Excel file for the complete analysis

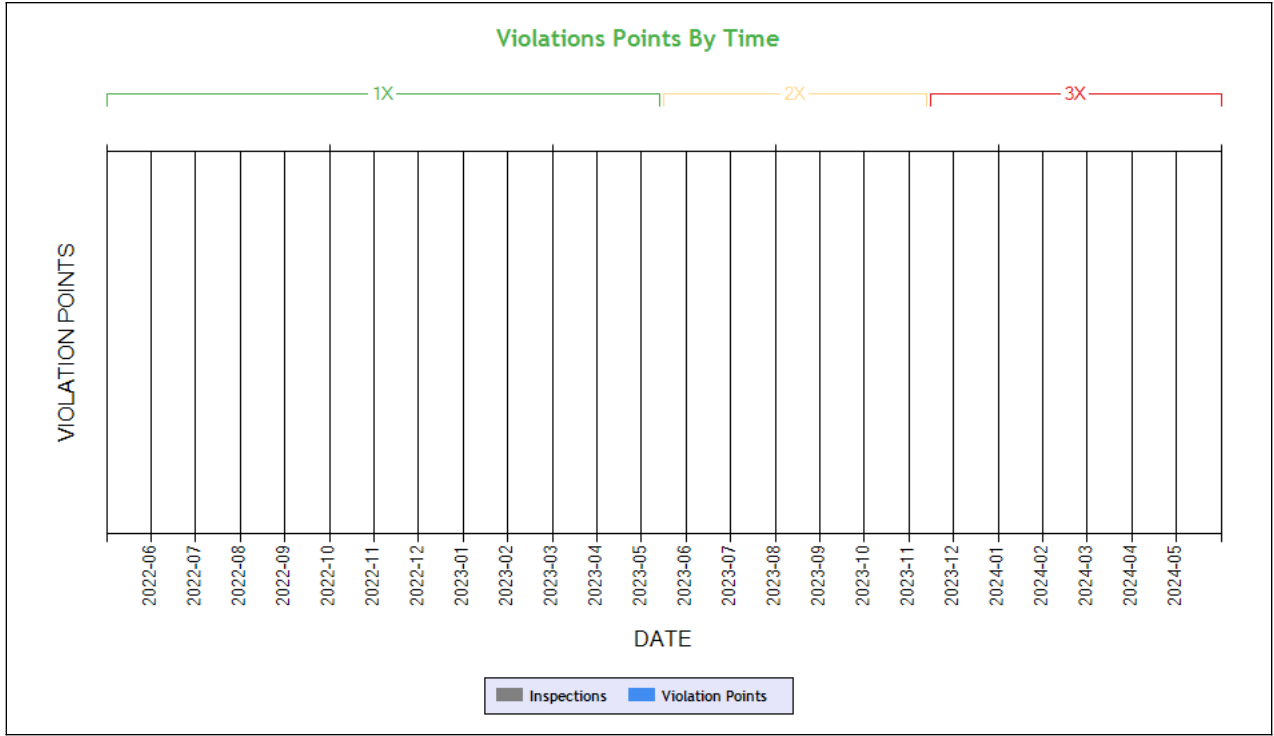
Violations is in (1-6/7-12/13-24mo)

Shaded = Out Of Service Violation		
Violation Group		
Violation Description	Total Time-weighted Points by VIN	% of Total Time-weighted Points by VIN
Driver Resp		
Total Time-weighted Points		
% Total Time-Wt Pts		



SAFETY ANALYSIS ToC

Unsafe Driving



Time-Weighted Violation Points - no data available to draw a chart

Time-Weighted Severity Points by Vehicle - no data available to draw a chart

See the Excel file for the complete analysis

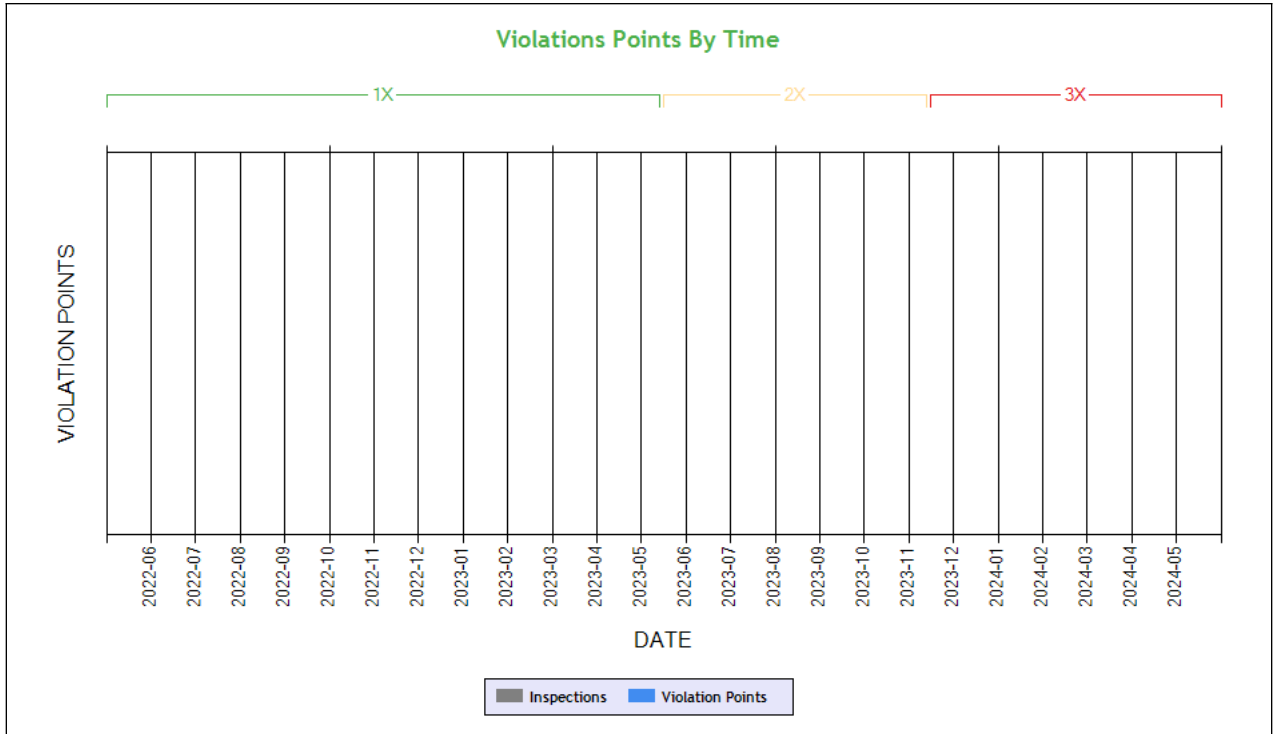
Violations is in (1-6/7-12/13-24mo)

Shaded = Out Of Service Violation		
Violation Group		
Violation Description	Total Time-weighted Points by VIN	% of Total Time-weighted Points by VIN
Driver Resp		
Total Time-weighted Points		
% Total Time-Wt Pts		

HOS Compliance

Time-Weighted Violation Points - no data available to draw a chart

Time-Weighted Severity Points by Vehicle - no data available to draw a chart



Carrier Software
 1-800-646-5152
 info@CarrierSoftware.com

CONFIDENTIAL - Intended for use by Amerigo Insurance Agency - Date: 7/5/2024

THANKS GOD TRUCKING INC - DOT# 3591977 / MC1216994

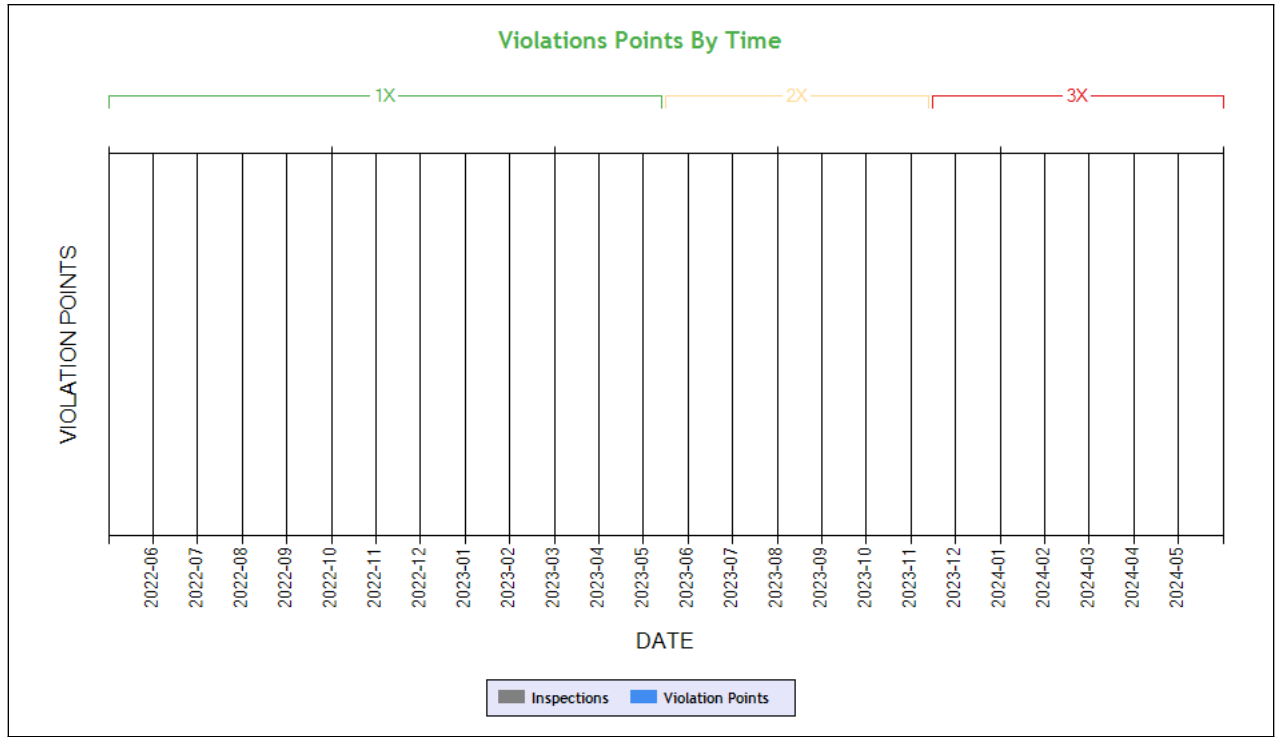
See the Excel file for the complete analysis

Violations is in (1-6/7-12/13-24mo)

Shaded = Out Of Service Violation		
Violation Group		
Violation Description	Total Time-weighted Points by VIN	% of Total Time-weighted Points by VIN
Driver Resp		
Total Time-weighted Points		
% Total Time-Wt Pts		



Driver Fitness



Time-Weighted Violation Points - no data available to draw a chart

Time-Weighted Severity Points by Vehicle - no data available to draw a chart

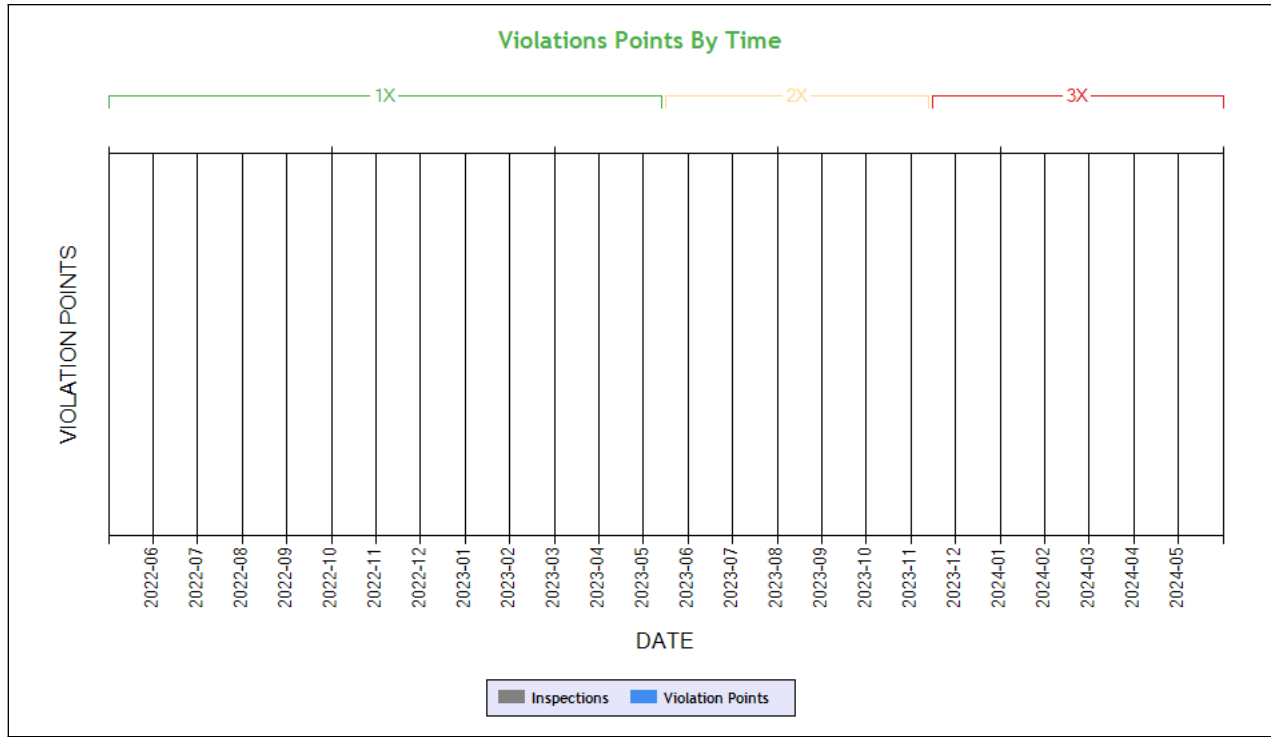
See the Excel file for the complete analysis

Violations is in (1-6/7-12/13-24mo)

Shaded = Out Of Service Violation		
Violation Group		
Violation Description	Total Time-weighted Points by VIN	% of Total Time-weighted Points by VIN
Driver Resp		
Total Time-weighted Points		
% Total Time-Wt Pts		



Vehicle Maintenance



Time-Weighted Violation Points - no data available to draw a chart

Time-Weighted Severity Points by Vehicle - no data available to draw a chart

See the Excel file for the complete analysis

Violations is in (1-6/7-12/13-24mo)

Shaded = Out Of Service Violation		
Violation Group		
Violation Description	Total Time-weighted Points by VIN	% of Total Time-weighted Points by VIN
Driver Resp		
Total Time-weighted Points		
% Total Time-Wt Pts		

COLOR CODED CRASH TABLE ToC

No crashes have been reported by the DOT on this Motor Carrier

INSPECTIONS WITH SHARED EQUIPMENT:

No Data



Carrier Software
1-800-646-5152
info@CarrierSoftware.com

**CONFIDENTIAL - Intended for use by Amerigo Insurance Agency - Date:
7/5/2024**

THANKS GOD TRUCKING INC - DOT# 3591977 / MC1216994

INSPECTION DETAILS for ALL Inspections

No Data

No data for Inspection Summary By Month

No data for Inspection Summary By Month

No Inspection History