



Table of Contents

1. Overview	2. BASIC Scores History
3. BASIC Measures	4. KPI: BASIC Measures by Cargo Group
5. Estimated ISS Score	6. Investigation Results
7. Penalties History	8. Acute Critical Violations
9. Red Flag Violation Details	10. DOT Registration Information
11. DOT MCS-150 History	12. Crash Summary
13. Inspection Summary	14. KPI: Inspection Viol OOS Rates by Cargo Group
15. FHWA Registration Information	16. FHWA Insurance Information
17. FHWA Authorities	18. Severe Violations
19. Violation Report	20. Violation Summary
21. Violation Enforcement Chronology	22. Inspection Violations & OOS Counts
23. Radius Of Operation	24. Inspection & Crash Locations
25. Cargo Hot Spots	26. Inspection Violations & OOS Chronology
27. Percent of Insp & Crash by State	28. VIN Insp Summary by State
29. Violations By Unit Type	30. Equipment Ownership
31. Equipment Details	32. Vehicle Age
33. States of Power Unit Registrations	34. Equipment Acquisitions
35. Driver Details	36. Shared VIN Summary
37. Shipper Table	38. Safety Summary
39. Safety Details	40. Crash Detail Color Coded
41. Inspections with Shared Equipment	42. Inspection Tabular Details
43. Inspection Summary By Month	44. VIN Inspection Violation Details
45. Inspection History	



Business Address

3661 W SHIELDS AVE APT 203
FRESNO, CA

93722

Contact Info

(916)-562-5459

MUSKANTRUCKINGINC@GMAIL.CO
M

FHWA Address

3661 W SHIELDS AVE APT 203
FRESNO,CA,93722

Phone:(916)-562-5459

Mailing Address

3661 W SHIELDS AVE APT 203
FRESNO, CA

93722

Overview ToC

Operating Status: AUTHORIZED FOR Property

2 other companies viewed this DOT in the past two months

Crash/PU ratio: 0.0%

Clean Inspection ratio: 0.0%

Estimated BASIC Scores (as of 2/28/2025)

	Unsafe Driving	Hours of Service	Driver Fitness	Controlled Sub. and Alcohol	Vehicle Maintenance	HM Compliance	Crash
Relative Scores	0% ○	0% ⊖	0% ○	0% ○	0% ⊖	0% ○	0% ○
Alert Status	No	No	No	No	No	No	No



Estimated Inspection Selection System (ISS) Score: 65

Category: Optional Inspect

* The Estimated ISS score is based on Insufficient Data Algorithm *

BASIC Scores History - Unsafe Driving ToC

There are no Scores for this BASIC

BASIC Scores History - Hours of Service ToC

There are no Scores for this BASIC

BASIC Scores History - Driver Fitness ToC

There are no Scores for this BASIC

BASIC Scores History - Controlled Substance ToC

There are no Scores for this BASIC



BASIC Scores History - Vehicle Maintenance ToC

There are no Scores for this BASIC

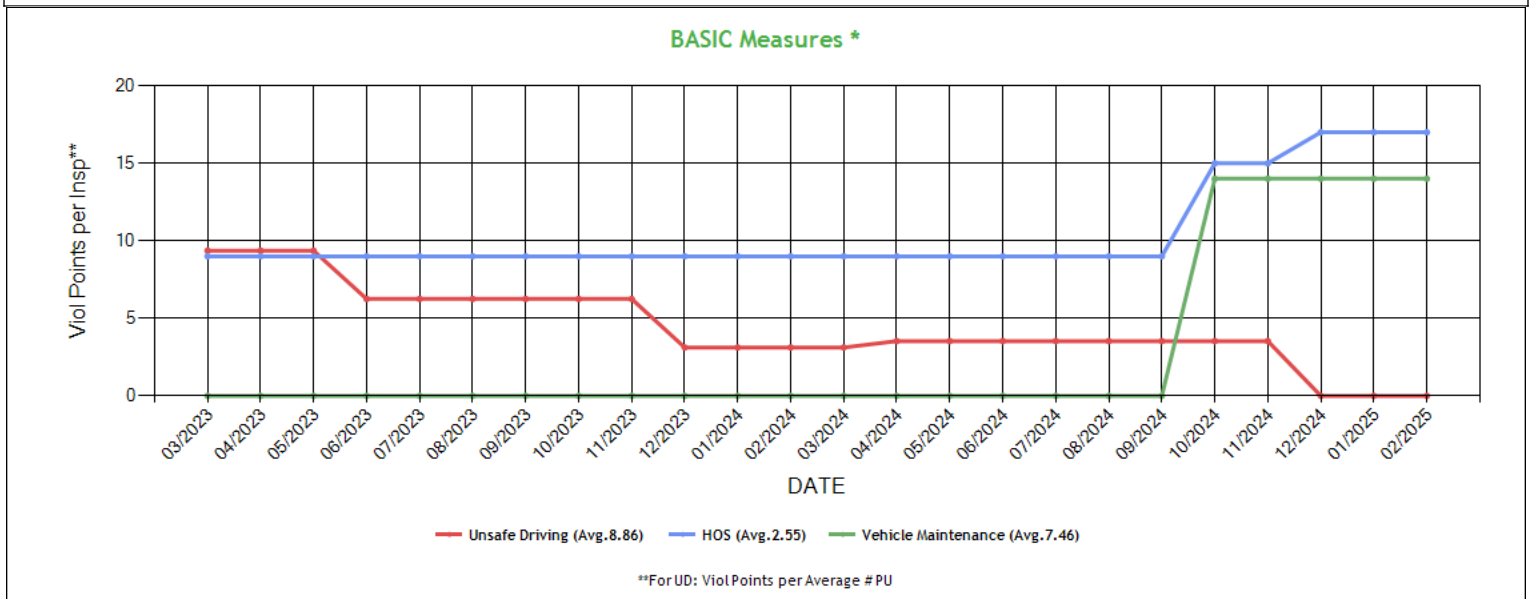
BASIC Scores History - Crash ToC

There are no Scores for this BASIC

BASIC Scores History - Hazmat ToC

There are no Scores for this BASIC

BASIC Measures: Violation Points per Inspection Trends ToC



* BASIC Measures are the absolute SMS scores that are compared within each Safety Event Group to determine the BASIC Score percentiles. Averages based on fleets with 1-5 power units.



BASIC Measures * - Table ToC

UD-Unsafe Driving, HOS-Hours of Service, DF-Driver Fitness, CS-Controlled Substances, VM-Vehicle Maintenance

Date	UD Measure	UD AC	UD with Viol	HOS Measure	HOS AC	HOS with Viol	DF Measure	DF AC	DF with Viol	CS Measure	CS AC	CS with Viol	VM Measure	VM AC	VM with Viol
02/2025	0.00	N	0	17.00	N	1	0.00	N	0	0.00	N	0	14.00	N	1
01/2025	0.00	N	0	17.00	N	1	0.00	N	0	0.00	N	0	14.00	N	1
12/2024	0.00	N	0	17.00	N	1	0.00	N	0	0.00	N	0	14.00	N	1
11/2024	3.53	N	1	15.00	N	2	0.00	N	0	0.00	N	0	14.00	N	1
10/2024	3.53	N	1	15.00	N	2	0.00	N	0	0.00	N	0	14.00	N	1
09/2024	3.53	N	1	9.00	N	1	0.00	N	0	0.00	N	0	0.00	N	0
08/2024	3.53	N	1	9.00	N	1	0.00	N	0	0.00	N	0	0.00	N	0
07/2024	3.53	N	1	9.00	N	1	0.00	N	0	0.00	N	0	0.00	N	0
06/2024	3.53	N	1	9.00	N	1	0.00	N	0	0.00	N	0	0.00	N	0
05/2024	3.53	N	1	9.00	N	1	0.00	N	0	0.00	N	0	0.00	N	0
04/2024	3.53	N	1	9.00	N	1	0.00	N	0	0.00	N	0	0.00	N	0
03/2024	3.12	N	1	9.00	N	1	0.00	N	0	0.00	N	0	0.00	N	0
02/2024	3.12	N	1	9.00	N	1	0.00	N	0	0.00	N	0	0.00	N	0
01/2024	3.12	N	1	9.00	N	1	0.00	N	0	0.00	N	0	0.00	N	0
12/2023	3.12	N	1	9.00	N	1	0.00	N	0	0.00	N	0	0.00	N	0
11/2023	6.25	N	1	9.00	N	1	0.00	N	0	0.00	N	0	0.00	N	0
10/2023	6.25	N	1	9.00	N	1	0.00	N	0	0.00	N	0	0.00	N	0
09/2023	6.25	N	1	9.00	N	1	0.00	N	0	0.00	N	0	0.00	N	0
08/2023	6.25	N	1	9.00	N	1	0.00	N	0	0.00	N	0	0.00	N	0
07/2023	6.25	N	1	9.00	N	1	0.00	N	0	0.00	N	0	0.00	N	0
06/2023	6.25	N	1	9.00	N	1	0.00	N	0	0.00	N	0	0.00	N	0
05/2023	9.36	N	1	9.00	N	1	0.00	N	0	0.00	N	0	0.00	N	0
04/2023	9.36	N	1	9.00	N	1	0.00	N	0	0.00	N	0	0.00	N	0
03/2023	9.36	N	1	9.00	N	1	0.00	N	0	0.00	N	0	0.00	N	0
02/2023	9.36	N	1	9.00	N	1	0.00	N	0	0.00	N	0	0.00	N	0
01/2023	9.36	N	1	9.00	N	1	0.00	N	0	0.00	N	0	0.00	N	0
12/2022	9.36	N	1	9.00	N	1	0.00	N	0	0.00	N	0	0.00	N	0
11/2022	0.00	N	0	0.00	N	0	0.00	N	0	0.00	N	0	0.00	N	0
10/2022	0.00	N	0	0.00	N	0	0.00	N	0	0.00	N	0	0.00	N	0
09/2022	0.00	N	0	0.00	N	0	0.00	N	0	0.00	N	0	0.00	N	0
08/2022	0.00	N	0	0.00	N	0	0.00	N	0	0.00	N	0	0.00	N	0
07/2022	0.00	N	0	0.00	N	0	0.00	N	0	0.00	N	0	0.00	N	0
06/2022	0.00	N	0	0.00	N	0	0.00	N	0	0.00	N	0	0.00	N	0
05/2022	0.00	N	0	0.00	N	0	0.00	N	0	0.00	N	0	0.00	N	0
04/2022	0.00	N	0	0.00	N	0	0.00	N	0	0.00	N	0	0.00	N	0
03/2022	0.00	N	0	0.00	N	0	0.00	N	0	0.00	N	0	0.00	N	0
02/2022	0.00	N	0	0.00	N	0	0.00	N	0	0.00	N	0	0.00	N	0
01/2022	0.00	N	0	0.00	N	0	0.00	N	0	0.00	N	0	0.00	N	0
12/2021	0.00	N	0	0.00	N	0	0.00	N	0	0.00	N	0	0.00	N	0
11/2021	0.00	N	0	0.00	N	0	0.00	N	0	0.00	N	0	0.00	N	0
10/2021	0.00	N	0	0.00	N	0	0.00	N	0	0.00	N	0	0.00	N	0
09/2021	0.00	N	0	0.00	N	0	0.00	N	0	0.00	N	0	0.00	N	0
08/2021	0.00	N	0	0.00	N	0	0.00	N	0	0.00	N	0	0.00	N	0
07/2021	0.00	N	0	0.00	N	0	0.00	N	0	0.00	N	0	0.00	N	0
06/2021	0.00	N	0	0.00	N	0	0.00	N	0	0.00	N	0	0.00	N	0

* BASIC Measures are the absolute SMS scores that are compared within each Safety Event Group to determine the BASIC Score percentiles.



KPI: BASIC Measures by Fleet Size and Cargo Group [ToC](#)

Fleet Size: 1-5 PUs

Cargo Group (Companies)	Unsafe Driving		Hours of Service		Driver Fitness		Controlled Substance		Vehicle Maintenance		HM Compliance		Crash	
	Avg.	Comp. to Avg.	Avg.	Comp. to Avg.	Avg.	Comp. to Avg.	Avg.	Comp. to Avg.	Avg.	Comp. to Avg.	Avg.	Comp. to Avg.	Avg.	Comp. to Avg.
Bulk Goods (249353)	0.76	Better	0.22	Worse	0.13	Better	0.01	Better	1.70	Worse	0.01	Better	0.06	Better
Refrigerated (63617)	1.51	Better	0.55	Worse	0.16	Better	0.02	Better	2.62	Worse	0.01	Better	0.11	Better
MUSKAN TRUCKING INC	0.00		17.00		0.00		0.00		14.00		0.00		0.00	

Estimated ISS Score: [65 Optional Inspect](#) [ToC About the Inspection Selection System](#)



Estimated ISS Score History - Table ToC

Date	Estimated ISS Score	Recommendation	Algorithm
02/28/2025	65	Optional Inspect	Insufficient Data Algorithm
01/31/2025	68	Optional Inspect	Insufficient Data Algorithm
12/27/2024	66	Optional Inspect	Insufficient Data Algorithm
11/29/2024	74	Optional Inspect	Insufficient Data Algorithm
10/25/2024	74	Optional Inspect	Insufficient Data Algorithm
09/27/2024	65	Optional Inspect	Insufficient Data Algorithm
08/30/2024	68	Optional Inspect	Insufficient Data Algorithm
07/26/2024	68	Optional Inspect	Insufficient Data Algorithm
06/28/2024	68	Optional Inspect	Insufficient Data Algorithm
05/31/2024	69	Optional Inspect	Insufficient Data Algorithm
04/26/2024	68	Optional Inspect	Insufficient Data Algorithm
03/29/2024	68	Optional Inspect	Insufficient Data Algorithm
02/23/2024	68	Optional Inspect	Insufficient Data Algorithm
01/26/2024	68	Optional Inspect	Insufficient Data Algorithm
12/29/2023	68	Optional Inspect	Insufficient Data Algorithm
11/24/2023	68	Optional Inspect	Insufficient Data Algorithm
10/27/2023	68	Optional Inspect	Insufficient Data Algorithm
09/29/2023	68	Optional Inspect	Insufficient Data Algorithm
08/25/2023	69	Optional Inspect	Insufficient Data Algorithm
07/28/2023	68	Optional Inspect	Insufficient Data Algorithm
06/30/2023	68	Optional Inspect	Insufficient Data Algorithm
05/26/2023	68	Optional Inspect	Insufficient Data Algorithm
04/28/2023	68	Optional Inspect	Insufficient Data Algorithm
03/31/2023	66	Optional Inspect	Insufficient Data Algorithm
02/24/2023	67	Optional Inspect	Insufficient Data Algorithm
01/27/2023	67	Optional Inspect	Insufficient Data Algorithm
12/30/2022	67	Optional Inspect	Insufficient Data Algorithm
11/25/2022	63	Optional Inspect	Insufficient Data Algorithm
10/28/2022	63	Optional Inspect	Insufficient Data Algorithm
09/30/2022	63	Optional Inspect	Insufficient Data Algorithm
08/26/2022	63	Optional Inspect	Insufficient Data Algorithm
07/29/2022	63	Optional Inspect	Insufficient Data Algorithm
06/24/2022	63	Optional Inspect	Insufficient Data Algorithm
05/27/2022	63	Optional Inspect	Insufficient Data Algorithm
04/29/2022	63	Optional Inspect	Insufficient Data Algorithm
03/25/2022	63	Optional Inspect	Insufficient Data Algorithm
02/25/2022	63	Optional Inspect	Insufficient Data Algorithm
01/28/2022	63	Optional Inspect	Insufficient Data Algorithm
12/31/2021	63	Optional Inspect	Insufficient Data Algorithm
11/26/2021	63	Optional Inspect	Insufficient Data Algorithm
10/29/2021	63	Optional Inspect	Insufficient Data Algorithm
09/24/2021	63	Optional Inspect	Insufficient Data Algorithm
08/27/2021	63	Optional Inspect	Insufficient Data Algorithm
07/30/2021	63	Optional Inspect	Insufficient Data Algorithm
06/25/2021	63	Optional Inspect	Insufficient Data Algorithm

Investigation Results ToC

No Investigations reported on FMCSA website

Penalties History ToC

There is a problem with the Penalties data on FMCSA website.



Acute Critical Violations (Based on Investigations as per CSA Methodology Appendix A) ToC

No Data

No red flag violations in the last 24 months

DOT Registration Information: The following information on this specific DOT # is from the Federal DOT (as of Operating Authority)					
DOT Registration: 06/02/2021		Total Power Units: 1		Total Trucks: 1	
		Total Trailers: 1		Total Passenger Vehicles: 0	
Status	Entity Type	Organization Type	Nation	Total Cars	Drivers / CDL Drivers
A	C	-	US	0	2 / 2
MCS-150 Date	Op Codes	Shipper Op Codes	Shipper HazMat Op Codes	Latest Review Type	Latest Review Document Number(Date)
04/02/2024	A				()
MCS-150 Mileage (Year)	Record Update Date	Transports Hazmats	DOT Census Date	Recordable Accident Rate	Preventable Accident Rate
135,000 (2023)	04/02/2024	N	06/02/2021	0%	0%
MCS-151 Mileage	Safety Rating (Date)	SEA Accident	SEA Driver	SEA Vehicle	SEA Management
0	None (None)	0%	0%	0%	0%
Classification Codes		Cargo Carried (per MCS-150)			
Authorized-For-Hire		Fresh Produce, Meat, Refrigerated foods			

DOT MCS-150 History ToC			(as of 05/09/2023 DOT census)						
Census Date	MCS-150 Date	MCS-150 Mileage	VM T Year	Power Units	Drivers	Trailers	Company Rep1	Company Rep2	Email
5/9/2023	4/17/2023	180000	2022	1	2	1	MAHENDER BALDA		MUSKANTRUCKINGINC@GMAIL.COM
4/9/2022	4/1/2022	180000	2021	1	1	1	MAHENDER BALDA		MUSKANTRUCKINGINC@GMAIL.COM
7/9/2021	6/2/2021	0		1	1	1	MAHENDER BALDA		

Crash Summary Chart ToC Crashes Summary - Chart (based on all available crash data)

No Data

Crashes Summary - Table (based on all available crash data) ToC										
	TOTAL	Last 6 months	7-12 months	13-18 months	19-24 months	25-30 months	30-36 months	37-41 months	42-48 months	Over 49 months
Total Reportable	0	0	0	0	0	0	0	0	0	0
Fatalities	0	0	0	0	0	0	0	0	0	0
Injuries	0	0	0	0	0	0	0	0	0	0
Tow Away	0	0	0	0	0	0	0	0	0	0
With Citations	0	0	0	0	0	0	0	0	0	0
Federal Recordable	0	0	0	0	0	0	0	0	0	0
Preventable	0	0	0	0	0	0	0	0	0	0
Crash per Pwr Unit	-	0.0%	0.0%	0.0%	0.0%	0.0%	0.0%	0.0%	0.0%	-



Inspection Summary ToC

The following inspection information is based on results for 24 months prior to: 03/19/2025. Please note that the total inspections number is not necessarily the total of the vehicle, driver and hazmat inspections, as one inspection may have included any combination of the below inspections.

Overall	Vehicle	Driver	Hazmat
(Please note that the total inspections number is not necessarily the total of the vehicle, driver and hazmat inspections, as one inspection may have included any combination of the below inspections) Total Inspections: 1 Total Out of Service: 1 Out of Service: 100% National Average: 21.23% Difference: 78.77%	Total Inspections: 1 Total Out of Service: 0 Out of Service: 0.00% National Average: 25.43% Difference: -25.43%	Total Inspections: 1 Total Out of Service: 1 Out of Service: 100.00% National Average: 6.7% Difference: 93.3%	Total Inspections: 0 Total Out of Service: 0 Out of Service: 0.00% National Average: 2.98% Difference: -2.98%

KPI: Inspection Viol OOS Rates by Cargo Group ToC

Cargo Group	OVERALL		VEHICLE		DRIVER		HAZMAT	
	Average	Compared to Average	Average	Compared to Average	Average	Compared to Average	Average	Compared to Average
Bulk Goods	24.14%	Worse	22.42%	Better	8.98%	Worse	0.15%	Better
Refrigerated	22.77%	Worse	21.02%	Better	10.20%	Worse	0.08%	Better
MUSKAN TRUCKING INC	100%		0%		100%		0%	

FHWA Registration Information: The following data on this Motor Carrier is from the Federal Hwy Administration (as of 3/7/2025)

Docket Number	DOT Number	Company Name	DBA Name	Address	City	State	Country	ZIP Code
MC1256452	3648194	MUSKAN TRUCKING INC		3661 W SHIELDS AVE APT 203	FRESNO	CA	US	93722
Phone Number	Fax Number	Mail Address	Mail City	Mail State	Mail Contry	Mail ZIP Code	Mail Phone Number	Mail Fax Number
(916)-562-5459								
Date of Last Change	Freight	Passenger	Household Goods	Active Authority	Pending Authority	Revocation Pending Authority		
3/7/2025	Y	N	N	/ Common /	/	/ Common /		

Insurance Required (as of 03/07/2025) ToC

Docket Number	Insurance Type	Insurance Required	Insurance on File
MC1256452	BIPD	\$750k	\$750k
MC1256452	Cargo	No	No
MC1256452	Bond	No	No

Active / Pending Insurance (as of 03/07/2025)

Docket Number	Form	Type	Insurance Carrier	Policy/Surety	Coverage From	Coverage To	Required	On File	Effective Date	Cancel Date
MC1256452	91X	BIPD/Primary	ACCREDITED SURETY AND CASUALTY COMPANY, INC.	1BWHCA1901463662-00	\$0k	\$750k	\$750k	\$750k	04/02/2024	04/02/2025



Insurance History (as of 03/07/2025)

Docket Number	Form	Type	Insurance Carrier	Policy/Surety	Coverage From	Coverage To	Effective Date From	Effective Date To
MC1256452	91X	BIPD/Primary	INDEMNITY INSURANCE CO. OF NORTH AMERICA	MMT H25549090	\$0k	\$1000k	08/25/2021	04/01/2024 Cancelled

FHWA Authorities (as of 03/07/2025) ToC

Docket#	L&I Name	Active Authority	Inactive Authority	Pending Authority	Revocation Pending Authority	Freight	Passenger	Household Goods
MC1256452	MUSKAN TRUCKING INC	Common /			Common /	Yes	No	No

Authority History (as of 03/07/2025)

Docket Number	Sub	Auth Type	Original Action	Disposition
MC1256452		COMMON	INVOLUNTARY REVOCATION 3/5/2024 12:00:00 AM	DISCONTINUED REVOCATION 4/3/2024 12:00:00 AM
MC1256452		COMMON	GRANTED 9/1/2021 12:00:00 AM	

Severe Violations (i.e. those with >= 8 points) - Chart ToC

No Data

Severe Violations (i.e. those with >= 8 points) - Table

No Data

Violation Report ToC

Inspection Date	Inspection State	BASIC	Violation Description	OOS	VIN	Severity Points
09/27/2024	AZ	Vehicle Maintenance	393.55E - ABS - malfunctioning lamps towed CMV manufactured on or after 3/1/1998	No	1GRAP0628FJ647960	4
09/27/2024	AZ	Vehicle Maintenance	393.9A - Inoperative required lamps	No	3AKJHHDR3KSKD2106	2
09/27/2024	AZ	Hours-Of-Service	395.8E1 - Making, or permitting a driver to make, a false report regarding duty status (critical)	Yes	3AKJHHDR3KSKD2106	2
12/23/2022	OR	Unsafe Driving	392.2C - Failure to obey traffic control device	No	3AKJHHDR3KSKD2106	5
12/23/2022	OR	Hours-Of-Service	395.8E - False report of drivers record of duty status	Yes	3AKJHHDR3KSKD2106	7

No filters were applied when generating this report, see the live report for more options.

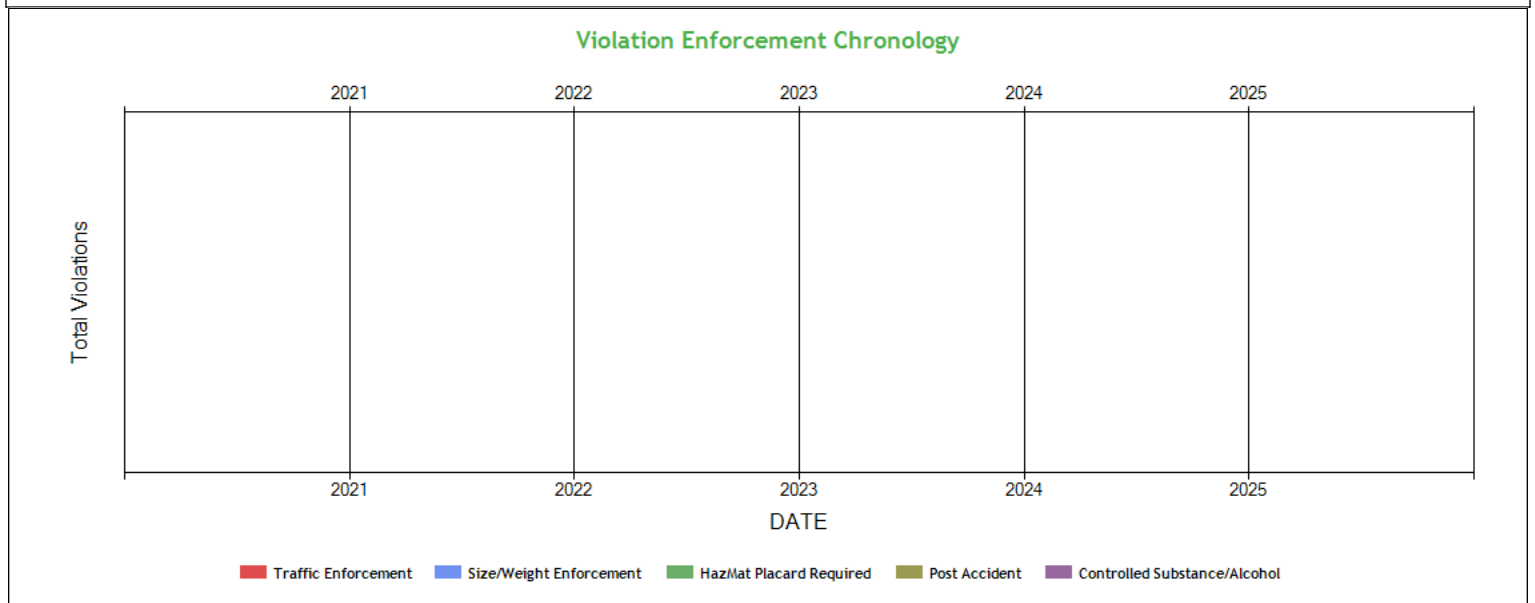


Violation Summary [ToC](#)

BASIC	Violation Group	Code	Description	# of Violations	# of OOS Violations	Severity Points
Vehicle Maintenance	Brakes, All Others	393.55E	ABS - malfunctioning lamps towed CMV manufactured on or after 3/1/1998	1	0	4
Hours-Of-Service (HOS) Compliance	Others	395.8E1	Making, or permitting a driver to make, a false report regarding duty status (critical)	1	1	2
Vehicle Maintenance	Clearance Identification Lamps/Other	393.9A	Inoperative required lamps	1	0	2

No filters were applied when generating this report, see the live report for more options.

Violation Enforcement Chronology - Chart [ToC](#)

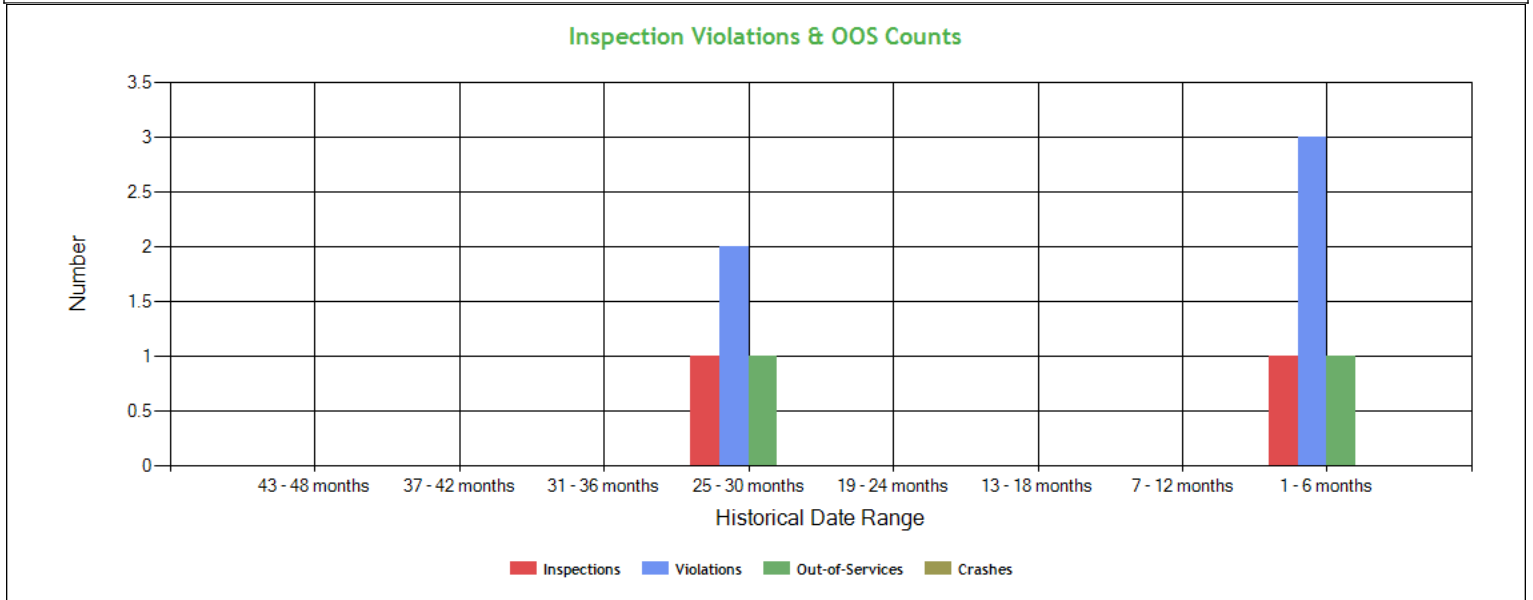


Violation Enforcement Chronology - Table [ToC](#)

	2021	2022	2023	2024	2025
Traffic Enforcement	0	0	0	0	0
Size/Weight Enforcement	0	0	0	0	0
HazMat Placard Required	0	0	0	0	0
Post Accident	0	0	0	0	0
Controlled Substance/Alcohol	0	0	0	0	0



Inspection Violations & OOS Counts - Chart ToC



Inspection Violations & OOS Counts - Table ToC

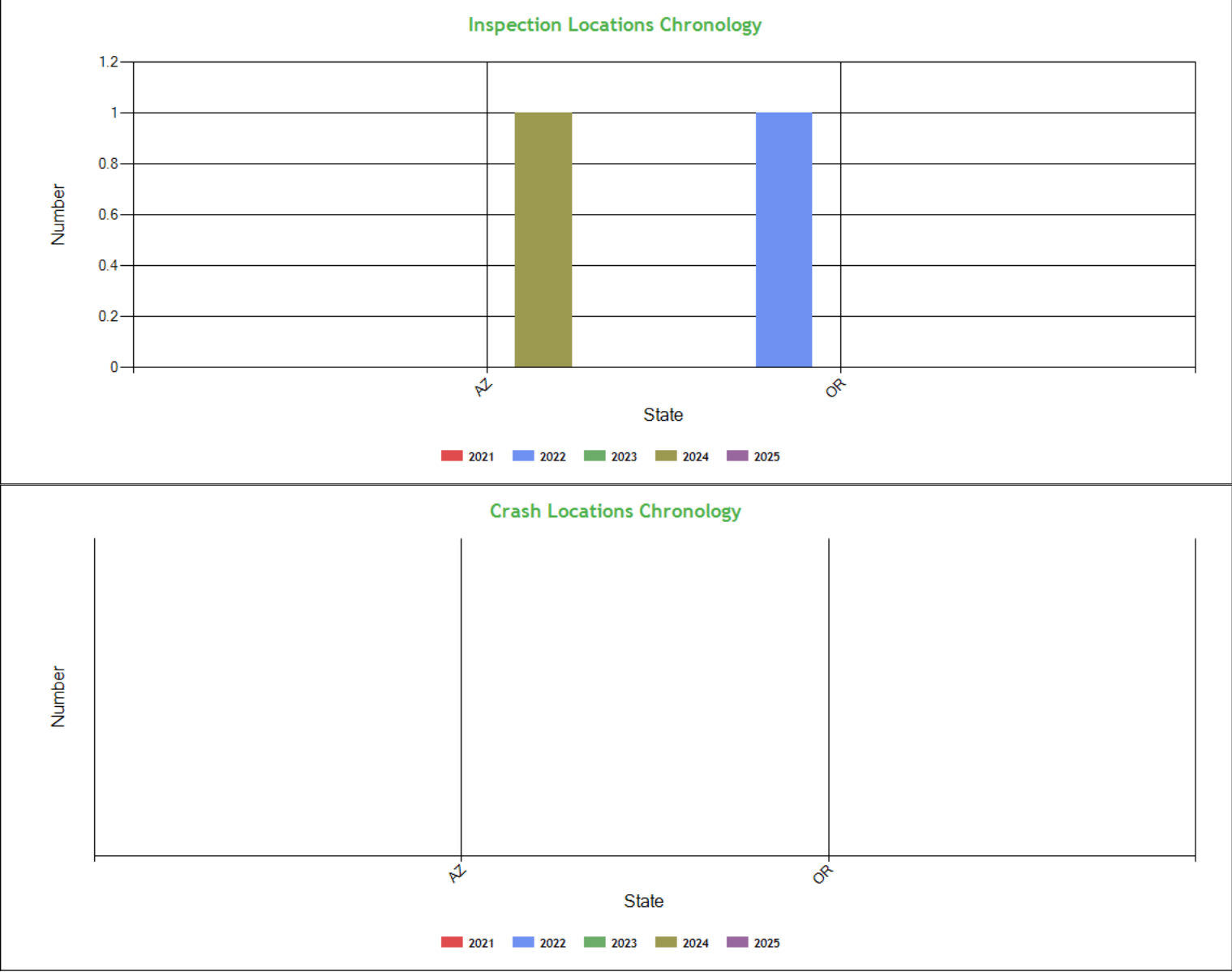
Date Range	Inspections	Violations	Out-of-Services	Crashes
TOTAL	2	5	2	0
1 - 6 months	1	3	1	0
7 - 12 months	0	0	0	0
13 - 18 months	0	0	0	0
19 - 24 months	0	0	0	0
25 - 30 months	1	2	1	0
31 - 36 months	0	0	0	0
37 - 42 months	0	0	0	0
43 - 48 months	0	0	0	0

Radius of Operation (based on Inspections and Crashes during the past 3 years) ToC

	Total	Drive between 0 and 50 miles radius	Drive between 51 and 200 miles radius	Drive between 201 and 300 miles radius	Drive between 301 and 400 miles radius	Drive between 401 and 500 miles radius	Drive between 501 and 600 miles radius	Drive beyond 600 miles radius
Power Units (i.e. unique VINs)	1	0	0	0	0	0	0	1
Percent	100%	0%	0%	0%	0%	0%	0%	100%



Inspection & Crash Locations - Chart ToC



Inspection & Crash Locations - Table ToC

State	Inspections					Violations					Out-of-Services					Crashes				
	2021	2022	2023	2024	2025	2021	2022	2023	2024	2025	2021	2022	2023	2024	2025	2021	2022	2023	2024	2025
TOTAL	0	1	0	1	0	0	2	0	6	0	0	1	0	1	0	0	0	0	0	0
AZ	0	0	0	1	0	0	0	0	6	0	0	0	0	1	0	0	0	0	0	0
OR	0	1	0	0	0	0	2	0	0	0	0	1	0	0	0	0	0	0	0	0

Hot Spot Summary ToC

Year	Month	Level 5	Level 5 %	Level 4	Level 4 %	Level 3	Level 3 %	Level 2	Level 2 %	Level 1	Level 1 %	Level 0	Level 0 %	Levels 1 - 5	Levels 1 - 5 %
2024	September (Partial)	1	100.00%	0	0.00%	0	0.00%	0	0.00%	0	0.00%	0	0.00%	1	100.00%
Totals		1	100.00%	0	0.00%	0	0.00%	0	0.00%	0	0.00%	0	0.00%	1	100.00%

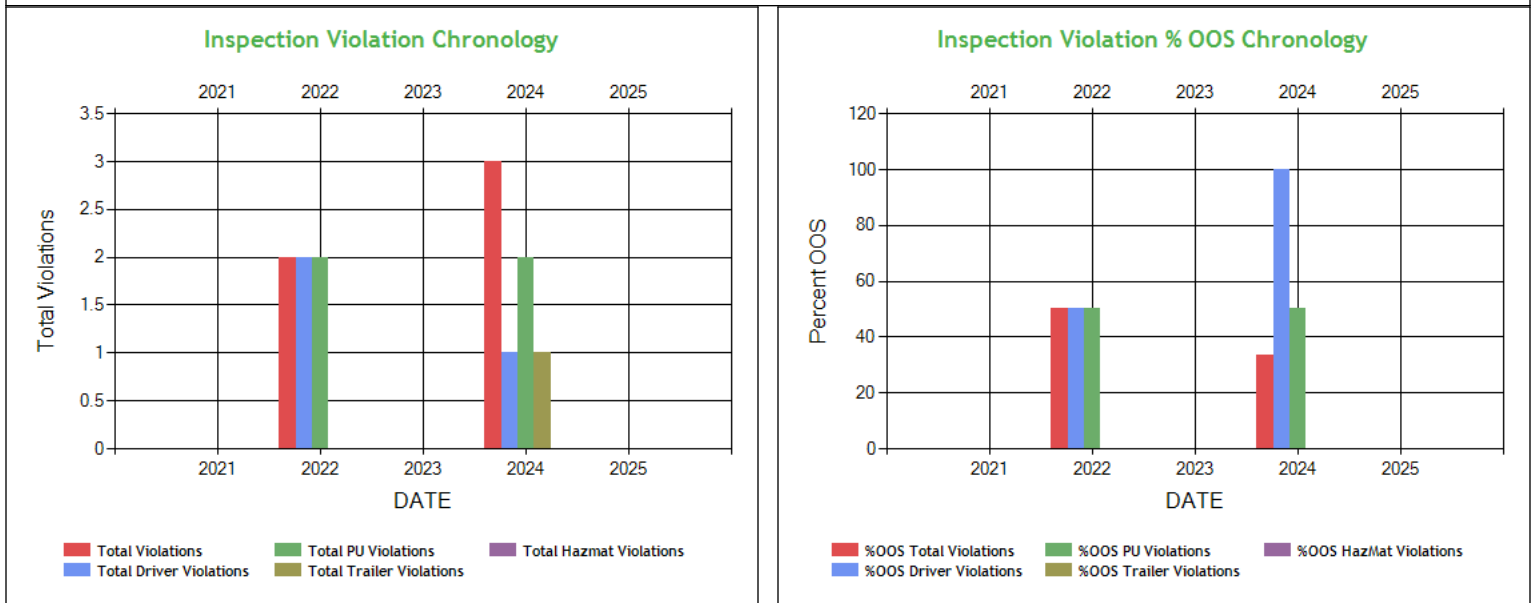


Hot Spot Analysis

State	County	Level	Count	Percentage
AZ	Maricopa	5	1	100.00%

Report generated using the last 12 full months of inspection data

Inspection Violation % OOS Chronology - Chart [ToC](#)

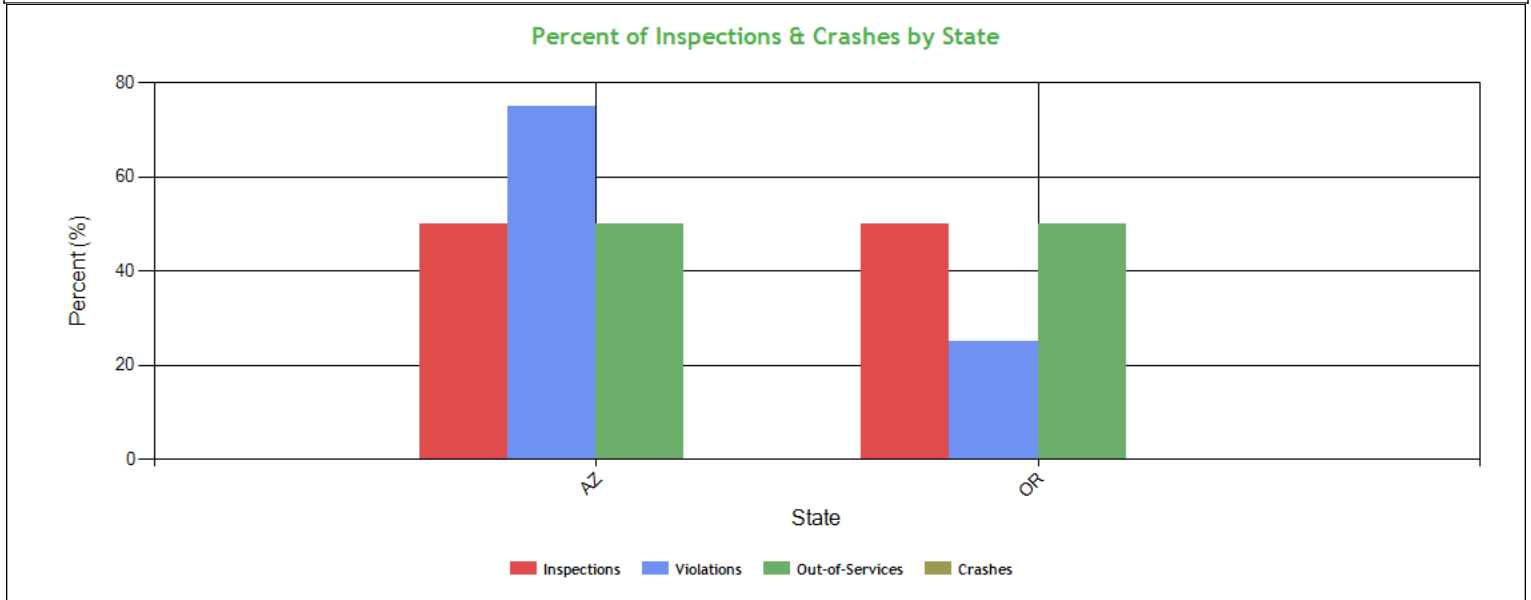


Inspection Violation % OOS Chronology - Table [ToC](#)

	2021	2022	2023	2024	2025
Total Violations	0	2	0	3	0
Total Out Of Services	0	1	0	1	0
%OOS Total Violations	0	50.0	0	33.33	0
Total Driver Violations	0	2	0	1	0
Total Driver Out Of Services	0	1	0	1	0
%OOS Driver Violations	0	50.0	0	100	0
Total PU Violations	0	2	0	2	0
Total PU Out Of Services	0	1	0	1	0
%OOS PU Violations	0	50.0	0	50.0	0
Total Trailer Violations	0	0	0	1	0
Total Trailer Out Of Services	0	0	0	0	0
%OOS Trailer Violations	0	0	0	0	0
Total Hazmat Violations	0	0	0	0	0
Total Hazmat Out Of Services	0	0	0	0	0
%OOS HazMat Violations	0	0	0	0	0



Percent of Insp & Crash by State - Chart ToC



Percent of Insp & Crash by State - Table (based on Inspection data from the last 4 years) ToC

State	Inspections		Violations		Out-of-Services		Crashes	
	Total	Percent	Total	Percent	Total	Percent	Total	Percent
	2	100	8	100	2	100	0	100
AZ	1	50	6	75	1	50	0	0
OR	1	50	2	25	1	50	0	0

VIN Insp Summary by State (based on inspection from the last 2 years) ToC

VIN	Insp	Viol Pts	Counts in each State			
			AZ		OR	
			Insp	Viol Pts	Insp	Viol Pts
TOTALS	4/32*	2/20**	1	8	1	12
3AKJHHDR3KSKD2106	2	16	1	4	1	12
1GRAP0628FJ647960	1	4	1	4	0	0

*<Total number of inspections for these 2 VIN(s)>/n<Total number of inspections for these 2 state(s)>

**<Total severity sum for these 2 VIN(s)>/n<Total severity sum for these 2 state(s)>

Violations By Unit Type ToC

of Violations: 3 Total Severity: 8 based on inspections in the last 2 years

Violation Unit: Driver	# of Violations: 1	Total Severity: 2	% of Total: 25%
Viol. Group: Others	# of Violations: 1	Total Severity: 2	% of Total: 25%
Violation	Number of Occurrences	Viol. Severity	Total Severity
395.8E1:Making, or permitting a driver to make, a false re	1	2	2
Violation Unit: Power Unit	# of Violations: 1	Total Severity: 2	% of Total: 25%
Viol. Group: Clearance Identification Lamps/Other	# of Violations: 1	Total Severity: 2	% of Total: 25%
Violation	Number of Occurrences	Viol. Severity	Total Severity
393.9A:Inoperative required lamps	1	2	2
Violation Unit: Trailer	# of Violations: 1	Total Severity: 4	% of Total: 50%
Viol. Group: Brakes All Others	# of Violations: 1	Total Severity: 4	% of Total: 50%
Violation	Number of Occurrences	Viol. Severity	Total Severity



393.55E:ABS - malfunctioning lamps towed CMV manufactured	1	4	4
---	---	---	---

Equipment Ownership ToC Equipment Ownership (based on MCS-150 dated 4/2/2024)					
	Trucks	Tractors	Trailers	Motor Coaches	Vans
Owned	0	1	1	0	0
Term Leased	0	0	0	0	0
Trip Leased	0	0	0	0	0
Total No.	0	1	1	0	0

Equipment Details Power Units ToC									
VIN	Latest Insp Date	Year	Make	Model	Body Class	Body Type	Axles	Len	Fuel Type
3AKJHHDR3KS KD2106	09/27/2024	2019	FREIGHTLINER	New Cascadia 126" Sleepercab	Truck-Tractor	-	-	-	Diesel

Equipment Details Trailers									
VIN	Latest Insp Date	Year	Make	Model	Body Class	Body Type	Axles	Len	Fuel Type
1GRAP0628FJ6 47960	09/27/2024	2015	GREAT DANE	Great Dane Trailers	Trailer	-	2	53	-

Vehicle Age ToC				
Year	# Power Units	PU Percentage	# Trailers	Trailres Percentage
2019	1	100.00%	0	0.00%
2015	0	0.00%	1	100.00%

Based on 24 months of inspection data, see the live report for more options

States of Power Unit Registrations ToC		
State	AZ	OR
Number of Power Units	1	1

Equipment Acquisitions - Table ToC						
	Power Units inspected for 1st time in past 12 months	Power Units inspected for 1st time in past 24 months	Power Units inspected during entire date range	Trailers inspected for 1st time in past 12 months	Trailers inspected for 1st time in past 24 months	Trailers inspected during entire date range
Unique VINs	1	1	1	1	1	1
Unique License Plates	1	1	1	1	1	1
License Plate States	1	1	1	1	1	2

Driver Details ToC Driver Details (based on MCS-150 dated 4/2/2024)			
	Within 100 mi	Beyond 100 mi	TOTAL
# Drivers Interstate	0	2	2
# Drivers Intrastate	0	0	0
TOTAL	0	2	/
Avg. # Trip Lease Drivers/Mo: 0 # Drivers Grand Total: 2 # Drivers Commercially Licensed: 2			



Shared VIN Summary **ToC**

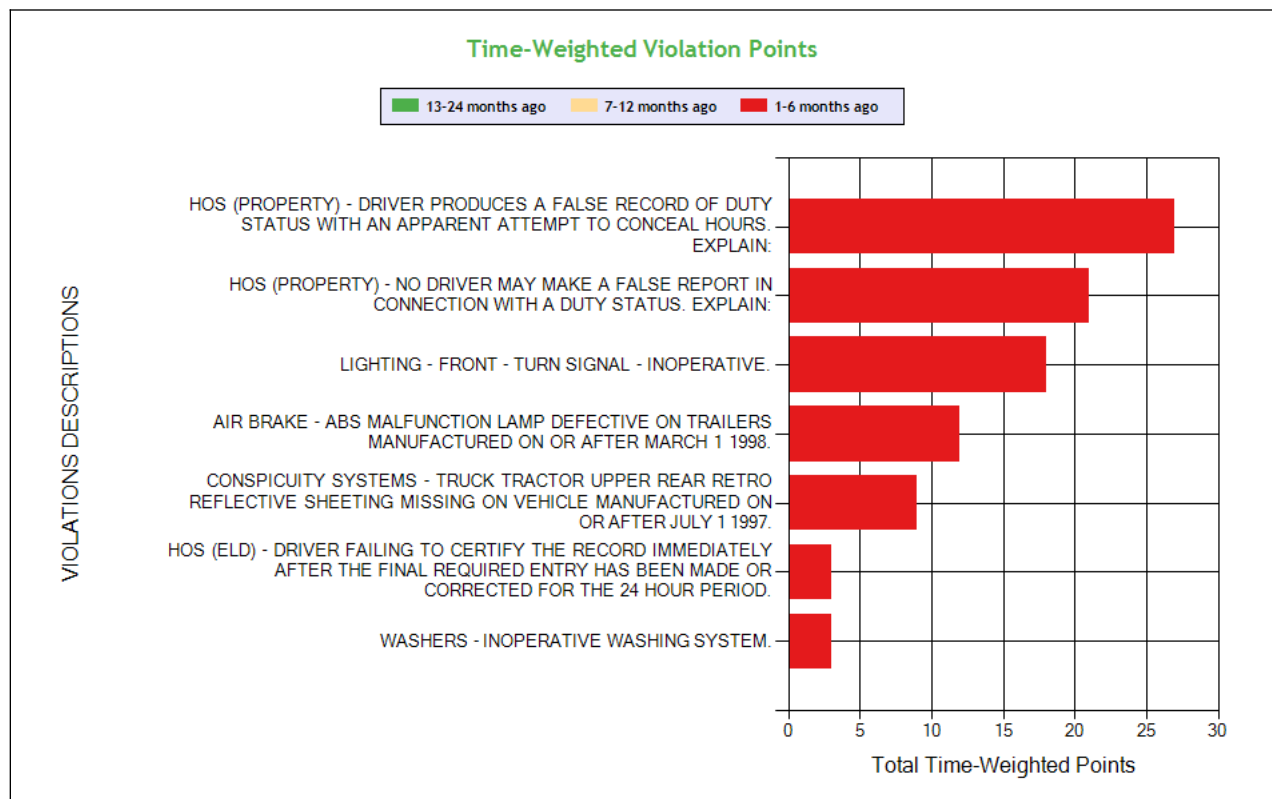
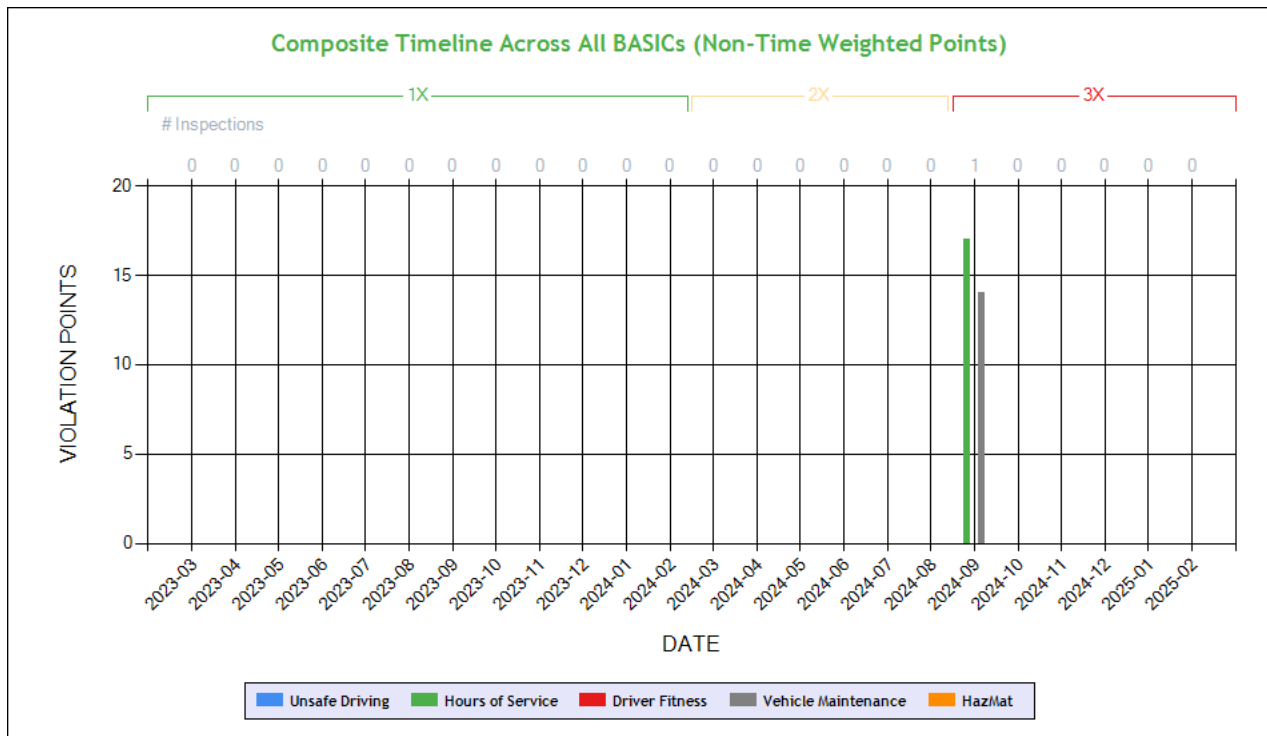
No Data

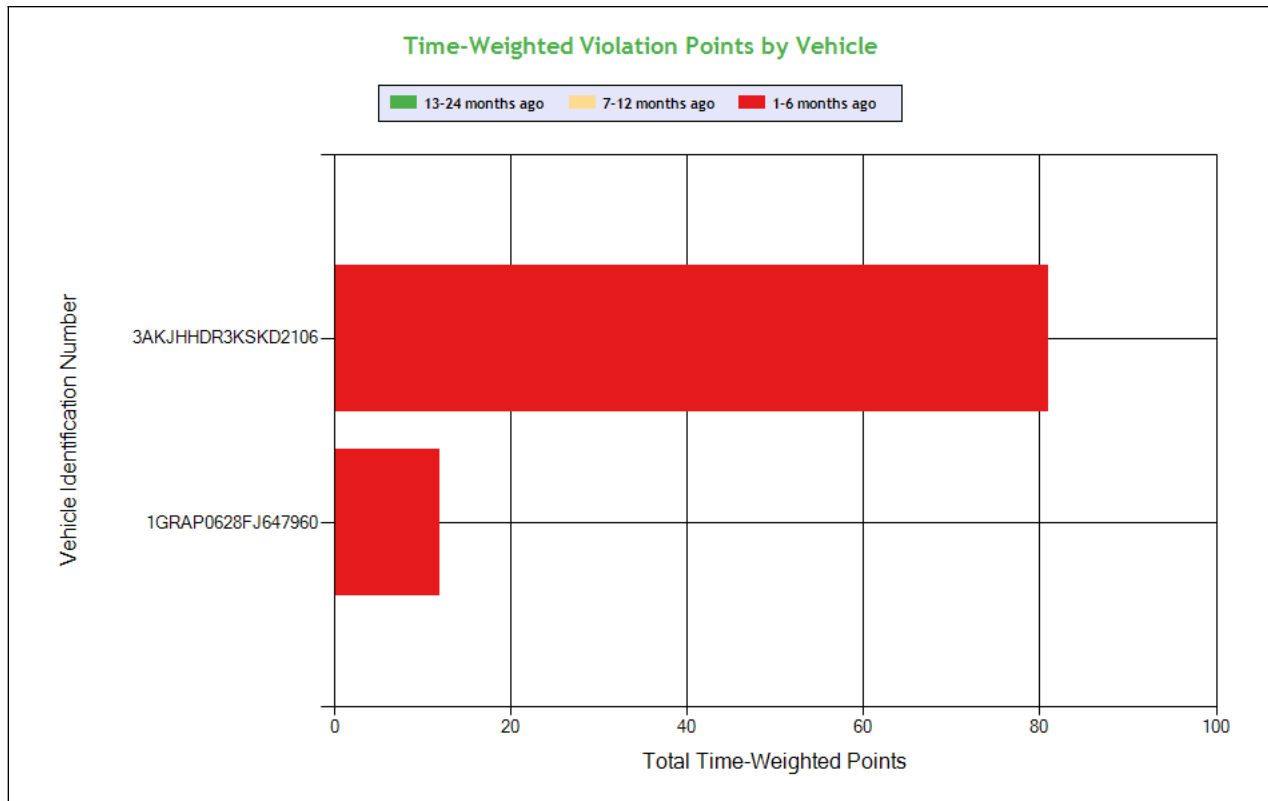
SHIPPERS DETAIL **ToC** based on Inspection results for the last 4 years

Shipper Name	Number of Inspections	Shipper Name	Number of Inspections
RATTO BROS INC	1	WESTROCK CP LLC	1



Carrier Underwriting Report Safety Summary ToC





See the Excel file for the complete analysis

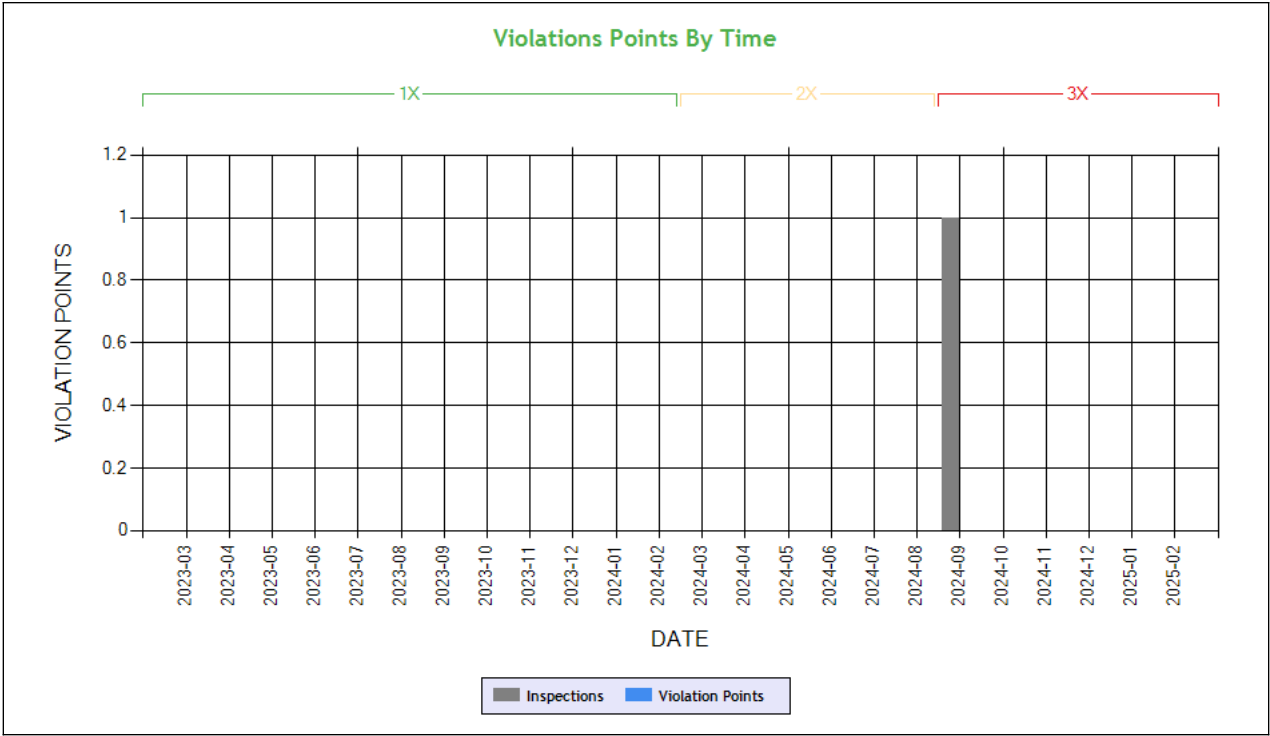
Violations is in (1-6/7-12/13-24mo)

Shaded = Out Of Service Violation									
Violation Group			False Log	False Log	Lighting	Brakes All Others	Reflective Sheeting	Windshield/ Glass/ Markings	Other Log/Form & Manner
Violation Description	Total Time-weighted Points by VIN	% of Total Time-weighted Points by VIN	HOS (PROPERTY) - DRIVER PRODUCES A FALSE RECORD OF DUTY STATUS WITH AN APPARENT ATTEMPT TO CONCEAL HOURS. EXPLAIN:	HOS (PROPERTY) - NO DRIVER MAY MAKE A FALSE REPORT IN CONNECTION WITH A DUTY STATUS. EXPLAIN:	LIGHTING - FRONT - TURN SIGNAL - INOPERATIVE.	AIR BRAKE - ABS MALFUNCTION LAMP DEFECTIVE ON TRAILERS MANUFACTURED ON OR AFTER MARCH 1 1998.	CONSPICUITY SYSTEMS - TRUCK TRACTOR UPPER REAR RETRO REFLECTIVE SHEETING MISSING ON VEHICLE MANUFACTURED ON OR AFTER JULY 1 1997.	WASHERS - INOPERATIVE WASHING SYSTEM.	HOS (ELD) - DRIVER FAILING TO CERTIFY THE RECORD IMMEDIATELY AFTER THE FINAL REQUIRED ENTRY HAS BEEN MADE OR CORRECTED FOR THE 24 HOUR PERIOD.
Driver Resp			Yes	Yes	Yes	Yes	Yes	Yes	Yes
Total Time-weighted Points			27	21	18	12	9	3	3
% Total Time-Wt Pts			29.03	22.58	19.35	12.90	9.68	3.23	3.23
3AKJHHDR3KSKD2106	81	87.10	27 (1/0/0)	21 (1/0/0)	18 (1/0/0)		9 (1/0/0)	3 (1/0/0)	3 (1/0/0)
1GRAP0628FJ647960	12	12.90				12 (1/0/0)			



SAFETY ANALYSIS ToC

Unsafe Driving

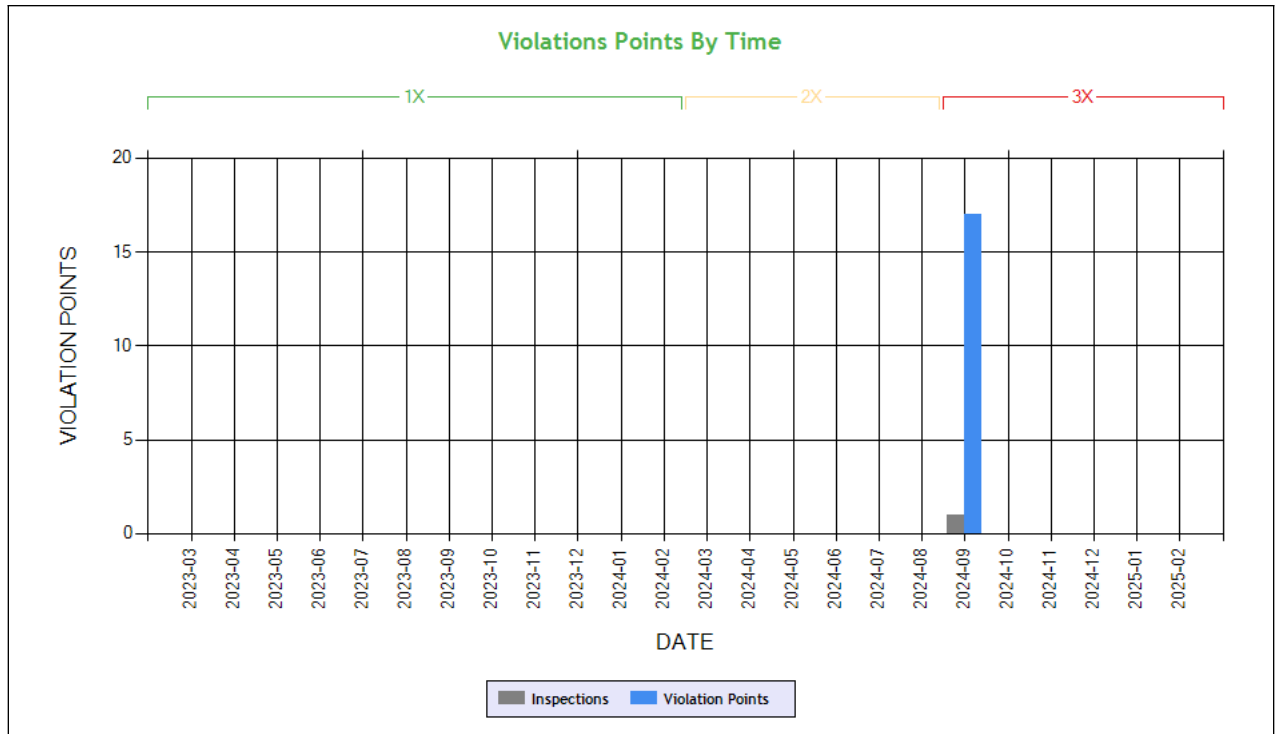


Time-Weighted Violation Points - no data available to draw a chart
Time-Weighted Severity Points by Vehicle - no data available to draw a chart

See the Excel file for the complete analysis # Violations is in (1-6/7-12/13-24mo)

Shaded = Out Of Service Violation		
Violation Group		
Violation Description	Total Time-weighted Points by VIN	% of Total Time-weighted Points by VIN
Driver Resp		
Total Time-weighted Points		
% Total Time-Wt Pts		

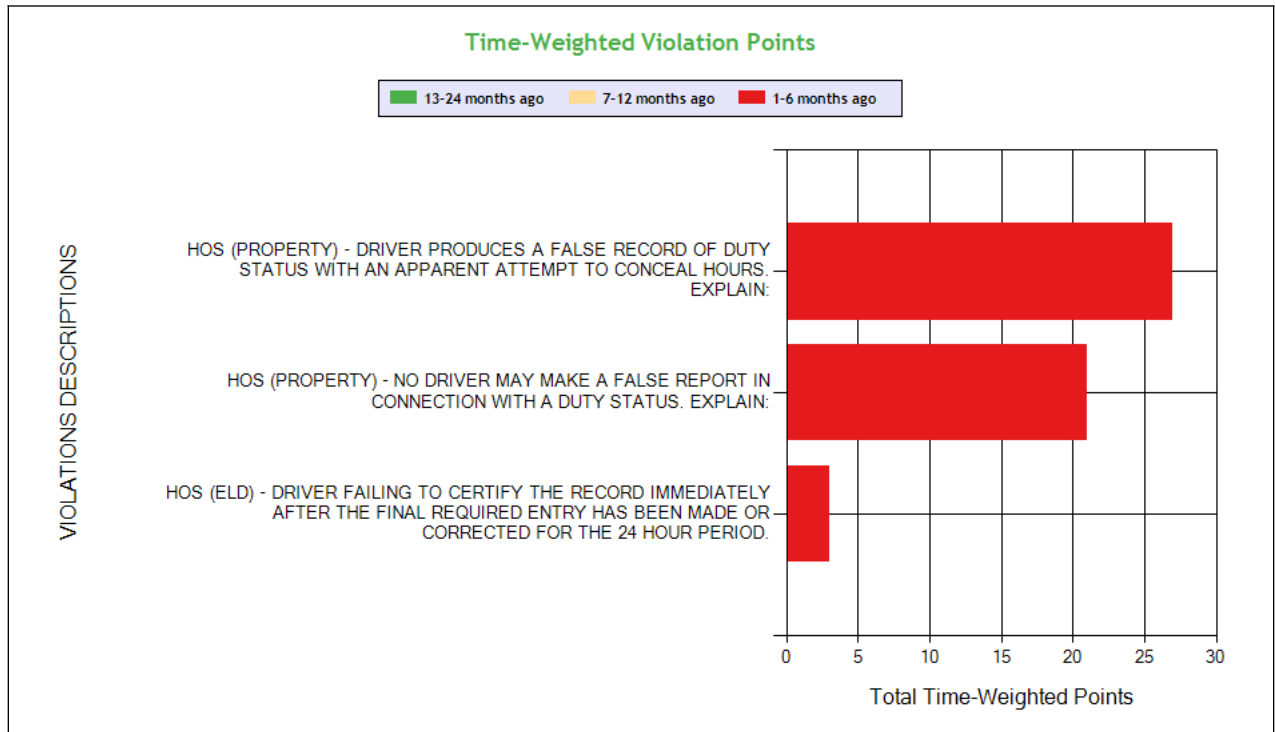
HOS Compliance



Carrier Software
 1-800-646-5152
 info@CarrierSoftware.com

CONFIDENTIAL - Intended for use by Amerigo Insurance Agency - Date: 3/20/2025

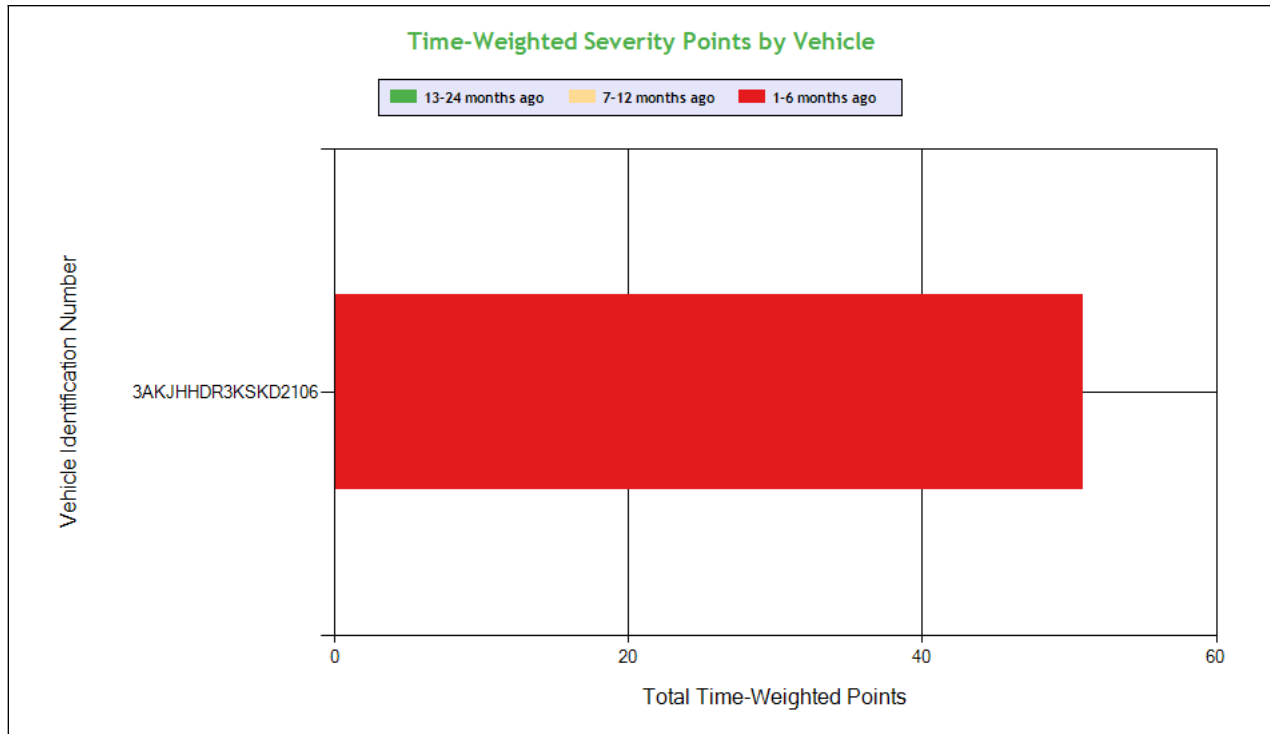
MUSKAN TRUCKING INC - DOT# 3648194 / MC1256452



See the Excel file for the complete analysis

Violations is in (1-6/7-12/13-24mo)

Shaded = Out Of Service Violation



Carrier Software
 1-800-646-5152
 info@CarrierSoftware.com

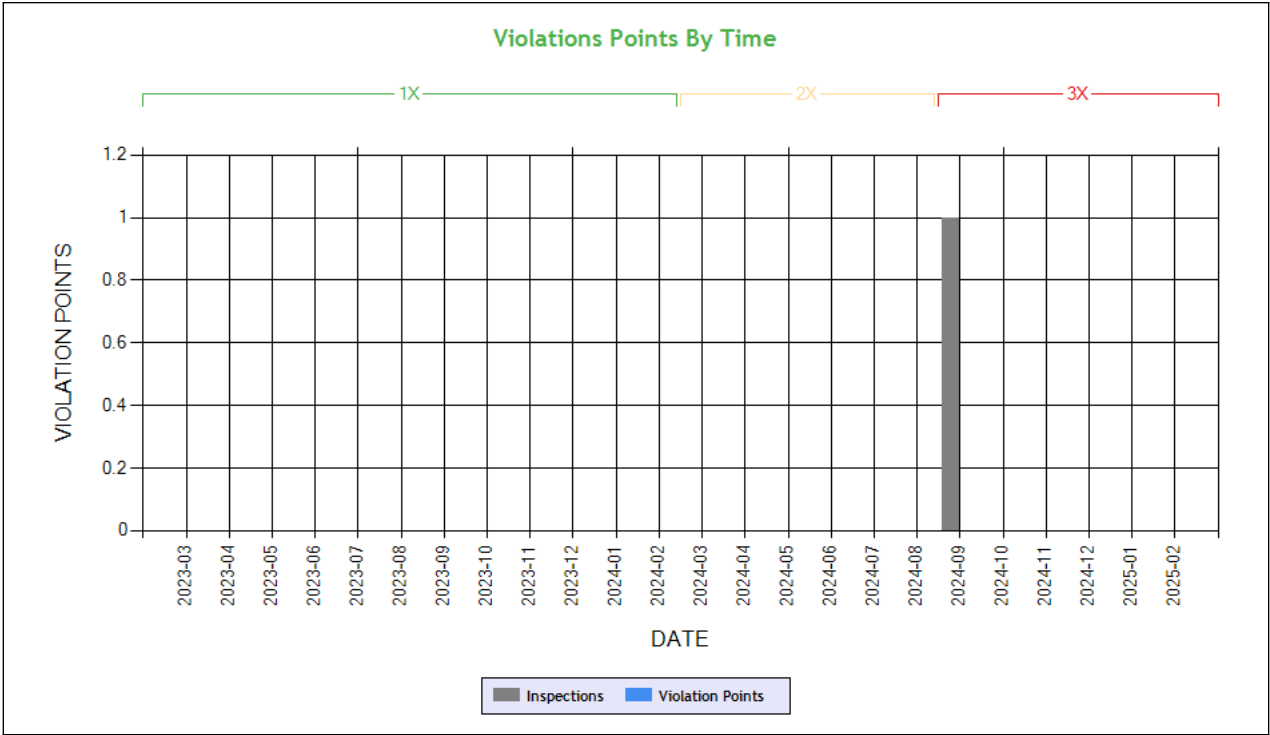
CONFIDENTIAL - Intended for use by Amerigo Insurance Agency - Date: 3/20/2025

MUSKAN TRUCKING INC - DOT# 3648194 / MC1256452

Violation Group			False Log	False Log	Other Log/Form & Manner
Violation Description	Total Time-weighted Points by VIN	% of Total Time-weighted Points by VIN	HOS (PROPERTY) - DRIVER PRODUCES A FALSE RECORD OF DUTY STATUS WITH AN APPARENT ATTEMPT TO CONCEAL HOURS. EXPLAIN:	HOS (PROPERTY) - NO DRIVER MAY MAKE A FALSE REPORT IN CONNECTION WITH A DUTY STATUS. EXPLAIN:	HOS (ELD) - DRIVER FAILING TO CERTIFY THE RECORD IMMEDIATELY AFTER THE FINAL REQUIRED ENTRY HAS BEEN MADE OR CORRECTED FOR THE 24 HOUR PERIOD.
Driver Resp			Yes	Yes	Yes
Total Time-weighted Points			27	21	3
% Total Time-Wt Pts			52.94	41.18	5.88
3AKJHHDR3KSKD2106	51	100	27 (1/0/0)	21 (1/0/0)	3 (1/0/0)



Driver Fitness



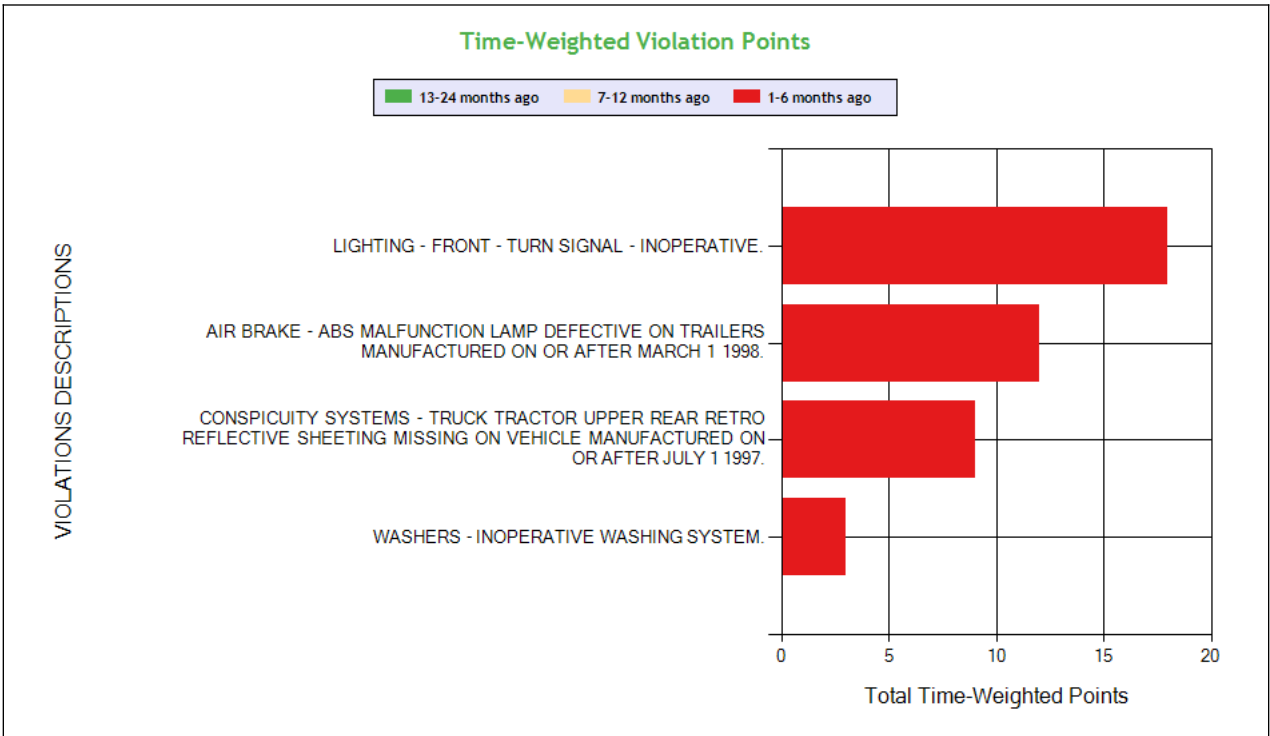
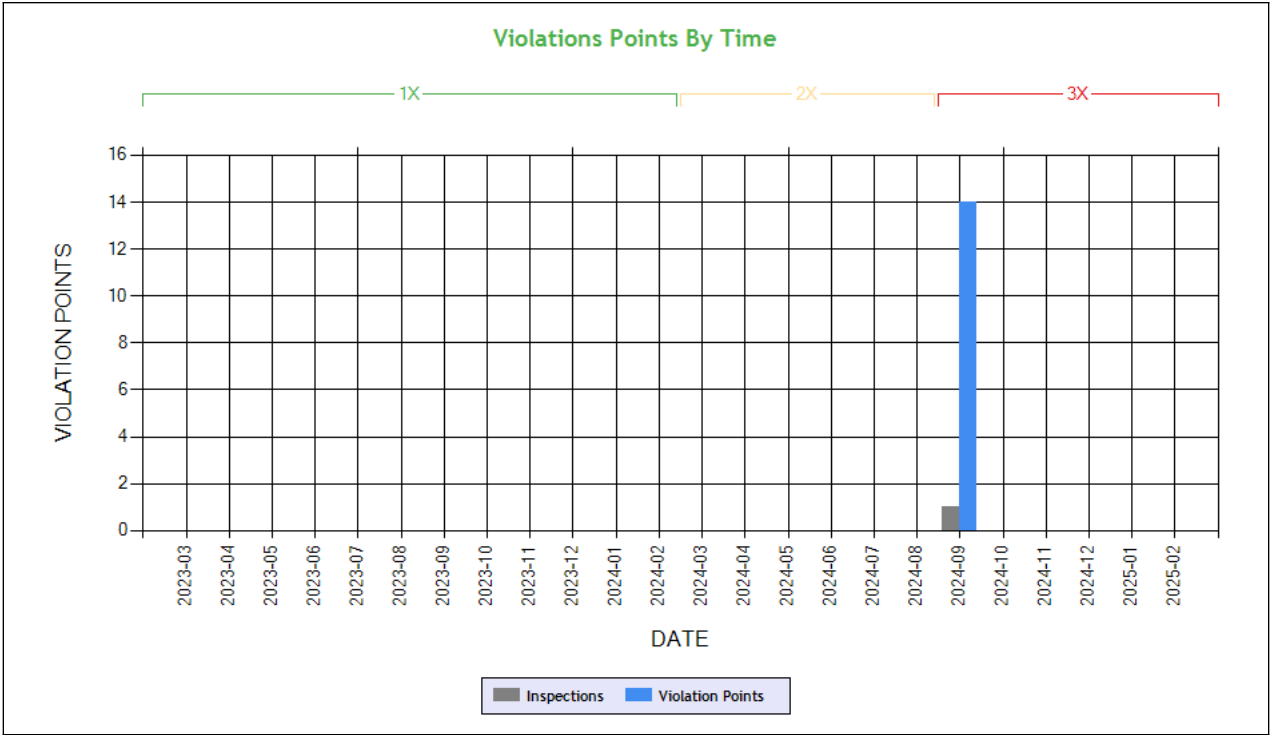
Time-Weighted Violation Points - no data available to draw a chart
Time-Weighted Severity Points by Vehicle - no data available to draw a chart

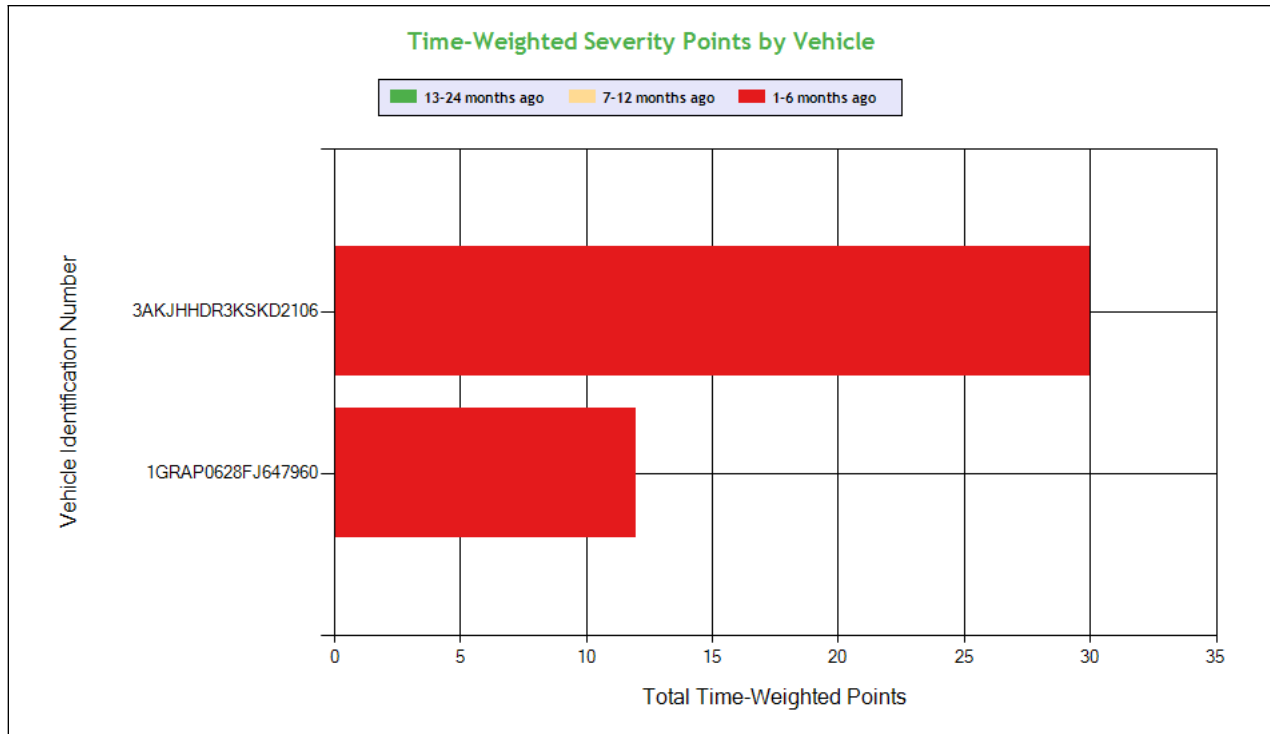
See the Excel file for the complete analysis # Violations is in (1-6/7-12/13-24mo)

Shaded = Out Of Service Violation		
Violation Group		
Violation Description	Total Time-weighted Points by VIN	% of Total Time-weighted Points by VIN
Driver Resp		
Total Time-weighted Points		
% Total Time-Wt Pts		



Vehicle Maintenance





Carrier Software
 1-800-646-5152
 info@CarrierSoftware.com

CONFIDENTIAL - Intended for use by Amerigo Insurance Agency - Date: 3/20/2025

MUSKAN TRUCKING INC - DOT# 3648194 / MC1256452

See the Excel file for the complete analysis

Violations is in (1-6/7-12/13-24mo)

Shaded = Out Of Service Violation						
Violation Group			Lighting	Brakes All Others	Reflective Sheeting	Windshield/ Glass/ Markings
Violation Description	Total Time-weighted Points by VIN	% of Total Time-weighted Points by VIN	LIGHTING - FRONT - TURN SIGNAL - INOPERATIVE.	AIR BRAKE - ABS MALFUNCTION LAMP DEFECTIVE ON TRAILERS MANUFACTURED ON OR AFTER MARCH 1 1998.	CONSPICUITY SYSTEMS - TRUCK TRACTOR UPPER REAR RETRO REFLECTIVE SHEETING MISSING ON VEHICLE MANUFACTURED ON OR AFTER JULY 1 1997.	WASHERS - INOPERATIVE WASHING SYSTEM.
Driver Resp			Yes	Yes	Yes	Yes
Total Time-weighted Points			18	12	9	3
% Total Time-Wt Pts			42.86	28.57	21.43	7.14
3AKJHHDR3KSKD2106	30	71.43	18 (1/0/0)		9 (1/0/0)	3 (1/0/0)
1GRAP0628FJ647960	12	28.57		12 (1/0/0)		

COLOR CODED CRASH TABLE ToC

No crashes have been reported by the DOT on this Motor Carrier

INSPECTIONS WITH SHARED EQUIPMENT:

No Data



LEGEND

Vehicle Information

Inspection for DOT # being analyzed

Inspection for Different DOT #

Crash Information for specific VIN

INSPECTION DETAILS for ALL Inspections

PDF shows the first 100 Power Unit & Trailer VINs with most recent inspections using data from the last 4 years

POWER UNIT Inspections Section

VIN: 3AKJHHDR3KSKD2106				Unit: Truck Tractor	Year: 2019	Make: FREIGHTLINER	
DOT No: 3648194		Docket No: MC1256452		Name: MUSKAN TRUCKING INC		Interstate: Yes	
Date	Unit License	Unit Lic State	Violation Unit	Violation Description	Severity	OOS	Citation
09/27/2024	YP32050	CA	1	393.11A1	0	No	
09/27/2024	YP32050	CA	1	393.78A	0	No	
09/27/2024	YP32050	CA	1	393.9A - Inoperative required lamps	2	No	
09/27/2024	YP32050	CA	D	395.30B2	0	No	
09/27/2024	YP32050	CA	D	395.8E1 - Making, or permitting a driver to make, a false report regarding duty status (critical)	2	Yes	
12/23/2022	YP32050	CA	D	392.2C - Failure to obey traffic control device	5	No	WM640723
12/23/2022	YP32050	CA	D	395.8E - False report of drivers record of duty status	7	Yes	
DOT No: 94081				Docket No: MC128527		Name: MAY TRUCKING COMPANY	
DOT No: 94081		Docket No: MC128527		Name: MAY TRUCKING COMPANY		Interstate: Yes	
Date	Unit License	Unit Lic State	Violation Unit	Violation Description	Severity	OOS	Citation
03/18/2020	YAIU945	OR	D	392.2MI - Miscellaneous Traffic Law Violation	0	No	510A977846E

TRAILER Inspections Section

VIN: 3AKJHHDR3KSKD2106				Unit: Truck Tractor	Year: 2019	Make: FREIGHTLINER	
DOT No: 3648194		Docket No: MC1256452		Name: MUSKAN TRUCKING INC		Interstate: Yes	
Date	Unit License	Unit Lic State	Violation Unit	Violation Description	Severity	OOS	Citation
09/27/2024	YP32050	CA	1	393.11A1	0	No	
09/27/2024	YP32050	CA	1	393.78A	0	No	
09/27/2024	YP32050	CA	1	393.9A - Inoperative required lamps	2	No	
09/27/2024	YP32050	CA	D	395.30B2	0	No	
09/27/2024	YP32050	CA	D	395.8E1 - Making, or permitting a driver to make, a false report regarding duty status (critical)	2	Yes	
12/23/2022	YP32050	CA	D	392.2C - Failure to obey traffic control device	5	No	WM640723
12/23/2022	YP32050	CA	D	395.8E - False report of drivers record of duty status	7	Yes	
DOT No: 94081				Docket No: MC128527		Name: MAY TRUCKING COMPANY	
DOT No: 94081		Docket No: MC128527		Name: MAY TRUCKING COMPANY		Interstate: Yes	
Date	Unit License	Unit Lic State	Violation Unit	Violation Description	Severity	OOS	Citation
03/18/2020	YAIU945	OR	D	392.2MI - Miscellaneous Traffic Law Violation	0	No	510A977846E

Inspection Summary By Month (based on inspections from the last 4 years) [ToC](#)



Year-Month	Number of Inspections	Number of Power Units	Total Violations	Total OOS Inspections	Total Severity Points	Number of Crashes
2024-09	1	1	17	1	8	0
2022-12	1	1	4	1	12	0

Note: The most recent month's counts may not include all the inspections for that month.

VIN Inspection Violation Details ToC									
# of VINs: 2 # of Insp: 3 Severity Weight: 28 Avg. Weight/VIN: 9.3 (based on inspections in the last 4 years, showing top 50 VINs inspected most recently)									
VIN 1GRAP0628FJ647960		# of Inspections: 1		Total Severity: 8		Percentage of Total: 28.57%		Avg. Weight Per Inspection: 8.0	
Inspection Date	Inspection ID	Inspection State	Location Description	Total Severity	# of Violations	Shipper Name	Inspection Level	Post Accident	Out of Service
09/27/2024	82831150	AZ	CHANDLER AZ	8	3	WESTROCK CP LLC	2	No	Yes
BASIC		Unit Type		Severity		Description		Out of Service	
Vehicle Maintenance		Semi Trailer		4		393.55E:ABS - malfunctioning lamps towed CMV manufactured		No	
Vehicle Maintenance		Semi Trailer		2		393.9A:Inoperative required lamps		No	
Hours-Of-Service Compliance		Semi Trailer		2		395.8E1:Making, or permitting a driver to make, a false re		Yes	
VIN 3AKJHHDR3KSKD2106		# of Inspections: 2		Total Severity: 20		Percentage of Total: 71.43%		Avg. Weight Per Inspection: 10.0	
Inspection Date	Inspection ID	Inspection State	Location Description	Total Severity	# of Violations	Shipper Name	Inspection Level	Post Accident	Out of Service
09/27/2024	82831150	AZ	CHANDLER AZ	8	6	WESTROCK CP LLC	2	No	Yes
BASIC		Unit Type		Severity		Description		Out of Service	
Vehicle Maintenance		Truck Tractor		4		393.55E:ABS - malfunctioning lamps towed CMV manufactured		No	
Vehicle Maintenance		Truck Tractor		2		393.9A:Inoperative required lamps		No	
Hours-Of-Service Compliance		Truck Tractor		2		395.8E1:Making, or permitting a driver to make, a false re		Yes	
		Truck Tractor		0		393.11A1		No	
		Truck Tractor		0		393.78A		No	
		Truck Tractor		0		395.30B2		No	
Inspection Date	Inspection ID	Inspection State	Location Description	Total Severity	# of Violations	Shipper Name	Inspection Level	Post Accident	Out of Service
12/23/2022	77452389	OR	ASHLAND POE - 3.5 MI N ASHLAND	12	2	RATTO BROS INC	3	No	Yes
BASIC		Unit Type		Severity		Description		Out of Service	
Hours-Of-Service Compliance		Truck Tractor		7		395.8E:False report of drivers record of duty status		Yes	
Unsafe Driving		Truck Tractor		5		392.2C:Failure to obey traffic control device		No	

Inspection History ToC							
Inspection Date	Report Number	Report State	Plate Number	Plate State	Type	Severity Weight	Time Weight
09/27/2024	1034700464	AZ	YP32050	CA	Truck Tractor		3
3AKJHHDR3KSKD2106 - Power Unit - OOS Hours-Of-Service Violation: 395.8E1Making, or permitting a driver to make, a false report regarding duty status (critical)						2	
3AKJHHDR3KSKD2106 - Power Unit - State/Local Laws Violation: 393.11A1						0	
3AKJHHDR3KSKD2106 - Power Unit - State/Local Laws Violation: 393.78A						0	
3AKJHHDR3KSKD2106 - Power Unit - State/Local Laws Violation: 395.30B2						0	
3AKJHHDR3KSKD2106 - Power Unit - Vehicle Maintenance Violation: 393.55EABS - malfunctioning lamps towed CMV manufactured on or after 3/1/1998						4	
3AKJHHDR3KSKD2106 - Power Unit - Vehicle Maintenance Violation: 393.9AInoperative required lamps						2	
12/23/2022	AAA2005446	OR	YP32050	CA	Truck Tractor		0
3AKJHHDR3KSKD2106 - Power Unit - OOS Hours-Of-Service Violation: 395.8EFalse report of drivers record of duty status						7	
3AKJHHDR3KSKD2106 - Power Unit - Unsafe Driving Violation: 392.2CFailure to obey traffic control device						5	

Only the first 20 inspections are shown. See the live report for more data.