



Table of Contents

1. Overview	2. BASIC Scores History
3. BASIC Measures	4. KPI: BASIC Measures by Cargo Group
5. Estimated ISS Score	6. Investigation Results
7. Penalties History	8. Acute Critical Violations
9. Red Flag Violation Details	10. DOT Registration Information
11. DOT MCS-150 History	12. Crash Summary
13. Inspection Summary	14. KPI: Inspection Viol OOS Rates by Cargo Group
15. FHWA Registration Information	16. FHWA Insurance Information
17. FHWA Authorities	18. Severe Violations
19. Violation Report	20. Violation Summary
21. Violation Enforcement Chronology	22. Inspection Violations & OOS Counts
23. Radius Of Operation	24. Inspection & Crash Locations
25. Cargo Hot Spots	26. Inspection Violations & OOS Chronology
27. Percent of Insp & Crash by State	28. VIN Insp Summary by State
29. Violations By Unit Type	30. Equipment Ownership
31. Equipment Details	32. Vehicle Age
33. States of Power Unit Registrations	34. Equipment Acquisitions
35. Driver Details	36. Shared VIN Summary
37. Shipper Table	38. Safety Summary
39. Safety Details	40. Crash Detail Color Coded
41. Inspections with Shared Equipment	42. Inspection Tabular Details
43. Inspection Summary By Month	44. VIN Inspection Violation Details
45. Inspection History	



Business Address

2689 HICKS STREET
SELMA, CA
93662

Contact Info

(347)-285-3825
dgcalitransport@gmail.com

FHWA Address

2689 HICKS STREET
SELMA,CA,93662
Phone:(347)-285-3825

Mailing Address


2689 HICKS STREET
SELMA, CA
93662

Overview ToC

Operating Status: NOT AUTHORIZED *Please Note: NOT AUTHORIZED does not apply to Private or Intrastate operations.
One other company viewed this DOT in the past two months
Crash/PU ratio: 0.0%
Clean Inspection ratio: No inspections

Estimated BASIC Scores (as of 7/26/2024)

	Unsafe Driving	Hours of Service	Driver Fitness	Controlled Sub. and Alcohol	Vehicle Maintenance	HM Compliance	Crash
Relative Scores	0% ○	0% ○	0% ○	0% ○	0% ○	0% ○	0% ○
Alert Status	No	No	No	No	No	No	No



Estimated Inspection Selection System (ISS) Score: 65
Category: Optional Inspect

* The Estimated ISS score is based on Insufficient Data Algorithm *

BASIC Scores History - Unsafe Driving ToC

There are no Scores for this BASIC

BASIC Scores History - Hours of Service ToC

There are no Scores for this BASIC

BASIC Scores History - Driver Fitness ToC

There are no Scores for this BASIC

BASIC Scores History - Controlled Substance ToC

There are no Scores for this BASIC



BASIC Scores History - Vehicle Maintenance ToC

There are no Scores for this BASIC

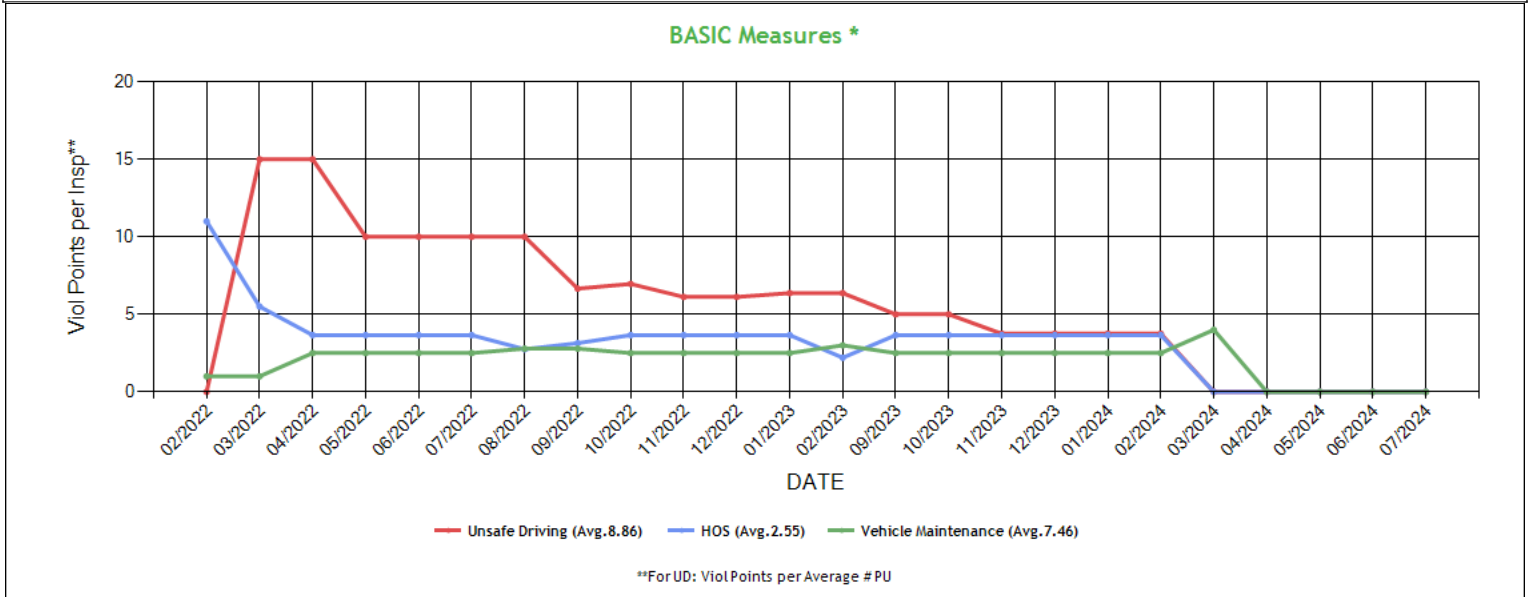
BASIC Scores History - Crash ToC

There are no Scores for this BASIC

BASIC Scores History - Hazmat ToC

There are no Scores for this BASIC

BASIC Measures: Violation Points per Inspection Trends ToC



* BASIC Measures are the absolute SMS scores that are compared within each Safety Event Group to determine the BASIC Score percentiles. Averages based on fleets with 1-5 power units.



BASIC Measures * - Table ToC

UD-Unsafe Driving, HOS-Hours of Service, DF-Driver Fitness, CS-Controlled Substances, VM-Vehicle Maintenance															
Date	UD Measure	UD AC	UD with Viol	HOS Measure	HOS AC	HOS with Viol	DF Measure	DF AC	DF with Viol	CS Measure	CS AC	CS with Viol	VM Measure	VM AC	VM with Viol
07/2024	0.00	N	0	0.00	N	0	0.00	N	0	0.00	N	0	0.00	N	0
06/2024	0.00	N	0	0.00	N	0	0.00	N	0	0.00	N	0	0.00	N	0
05/2024	0.00	N	0	0.00	N	0	0.00	N	0	0.00	N	0	0.00	N	0
04/2024	0.00	N	0	0.00	N	0	0.00	N	0	0.00	N	0	0.00	N	0
03/2024	0.00	N	0	0.00	N	0	0.00	N	0	0.00	N	0	4.00	N	1
02/2024	3.75	N	1	3.66	N	1	0.00	N	0	0.00	N	0	2.50	N	2
01/2024	3.75	N	1	3.66	N	1	0.00	N	0	0.00	N	0	2.50	N	2
12/2023	3.75	N	1	3.66	N	1	0.00	N	0	0.00	N	0	2.50	N	2
11/2023	3.75	N	1	3.66	N	1	0.00	N	0	0.00	N	0	2.50	N	2
10/2023	5.00	N	1	3.66	N	1	0.00	N	0	0.00	N	0	2.50	N	2
09/2023	5.00	N	1	3.66	N	1	0.00	N	0	0.00	N	0	2.50	N	2
02/2023	6.37	N	1	2.20	N	1	0.00	N	0	0.00	N	0	3.00	N	2
01/2023	6.37	N	1	3.66	N	1	0.00	N	0	0.00	N	0	2.50	N	2
12/2022	6.12	N	1	3.66	N	1	0.00	N	0	0.00	N	0	2.50	N	2
11/2022	6.12	N	1	3.66	N	1	0.00	N	0	0.00	N	0	2.50	N	2
10/2022	6.96	N	1	3.66	N	1	0.00	N	0	0.00	N	0	2.50	N	2
09/2022	6.66	N	1	3.14	N	1	0.00	N	0	0.00	N	0	2.79	N	2
08/2022	10.00	N	1	2.75	N	1	0.00	N	0	0.00	N	0	2.79	N	2
07/2022	10.00	N	1	3.66	N	1	0.00	N	0	0.00	N	0	2.50	N	2
06/2022	10.00	N	1	3.66	N	1	0.00	N	0	0.00	N	0	2.50	N	2
05/2022	10.00	N	1	3.66	N	1	0.00	N	0	0.00	N	0	2.50	N	2
04/2022	15.00	N	1	3.66	N	1	0.00	N	0	0.00	N	0	2.50	N	2
03/2022	15.00	N	1	5.50	N	1	0.00	N	0	0.00	N	0	1.00	N	1
02/2022	0.00	N	0	11.00	N	1	0.00	N	0	0.00	N	0	1.00	N	1
01/2022	0.00	N	0	0.00	N	0	0.00	N	0	0.00	N	0	0.00	N	0
12/2021	0.00	N	0	0.00	N	0	0.00	N	0	0.00	N	0	0.00	N	0
11/2021	0.00	N	0	0.00	N	0	0.00	N	0	0.00	N	0	0.00	N	0
10/2021	0.00	N	0	0.00	N	0	0.00	N	0	0.00	N	0	0.00	N	0
09/2021	0.00	N	0	0.00	N	0	0.00	N	0	0.00	N	0	0.00	N	0
08/2021	0.00	N	0	0.00	N	0	0.00	N	0	0.00	N	0	0.00	N	0
07/2021	0.00	N	0	0.00	N	0	0.00	N	0	0.00	N	0	0.00	N	0

* BASIC Measures are the absolute SMS scores that are compared within each Safety Event Group to determine the BASIC Score percentiles.

No data for BASIC Measures by Cargo Group

Estimated ISS Score: 63 Optional Inspect [ToC About the Inspection Selection System](#)



Estimated ISS Score History - Table ToC

Date	Estimated ISS Score	Recommendation	Algorithm
07/26/2024	63	Optional Inspect	Insufficient Data Algorithm
06/28/2024	63	Optional Inspect	Insufficient Data Algorithm
05/31/2024	63	Optional Inspect	Insufficient Data Algorithm
04/26/2024	63	Optional Inspect	Insufficient Data Algorithm
03/29/2024	63	Optional Inspect	Insufficient Data Algorithm
02/23/2024	3	Pass	Safety Algorithm
01/26/2024	3	Pass	Safety Algorithm
12/29/2023	4	Pass	Safety Algorithm
11/24/2023	4	Pass	Safety Algorithm
10/27/2023	4	Pass	Safety Algorithm
09/29/2023	4	Pass	Safety Algorithm
02/24/2023	3	Pass	Safety Algorithm
01/27/2023	4	Pass	Safety Algorithm
12/30/2022	5	Pass	Safety Algorithm
11/25/2022	4	Pass	Safety Algorithm
10/28/2022	5	Pass	Safety Algorithm
09/30/2022	4	Pass	Safety Algorithm
08/26/2022	4	Pass	Safety Algorithm
07/29/2022	37	Pass	Safety Algorithm
06/24/2022	38	Pass	Safety Algorithm
05/27/2022	4	Pass	Safety Algorithm
04/29/2022	4	Pass	Safety Algorithm
02/25/2022	67	Optional Inspect	Insufficient Data Algorithm
01/28/2022	63	Optional Inspect	Insufficient Data Algorithm
12/31/2021	63	Optional Inspect	Insufficient Data Algorithm
11/26/2021	63	Optional Inspect	Insufficient Data Algorithm
10/29/2021	63	Optional Inspect	Insufficient Data Algorithm
09/24/2021	63	Optional Inspect	Insufficient Data Algorithm
08/27/2021	63	Optional Inspect	Insufficient Data Algorithm
07/30/2021	63	Optional Inspect	Insufficient Data Algorithm

Investigation Results ToC

DOT Number not found on FMCSA

Penalties History ToC

There is a problem with the Penalties data on FMCSA website.

Acute Critical Violations (Based on Investigations as per CSA Methodology Appendix A) ToC

No Data

No red flag violations in the last 24 months



DOT Registration Information: The following information on this specific DOT # is from the Federal DOT (as of Operating Authority)					
DOT Registration: 06/28/2021		Total Power Units: 1	Total Trucks: 1	Total Trailers: 1	Total Passenger Vehicles: 0
Status	Entity Type	Organization Type	Nation	Total Cars	Drivers / CDL Drivers
A	C	-	US	0	1 / 1
MCS-150 Date	Op Codes	Shipper Op Codes	Shipper HazMat Op Codes	Latest Review Type	Latest Review Document Number(Date)
03/06/2025					()
MCS-150 Mileage (Year)	Record Update Date	Transports Hazmats	DOT Census Date	Recordable Accident Rate	Preventable Accident Rate
1 (2024)	03/06/2025	N	01/01/1900	0%	0%
MCS-151 Mileage	Safety Rating (Date)	SEA Accident	SEA Driver	SEA Vehicle	SEA Management
0	None (None)	0%	0%	0%	0%
Classification Codes		Cargo Carried (per MCS-150)			
Authorized-For-Hire					

DOT MCS-150 History ToC			(as of 03/13/2025 DOT census)						
Census Date	MCS-150 Date	MCS-150 Mileage	VMT Year	Power Units	Drivers	Trailers	Company Rep1	Company Rep2	Email
3/13/2025	3/6/2025	1	2024	1	1	-	RUPINDERJIT SINGH		dgcalitransport@gmail.com
9/9/2023	9/6/2023	1	2022	1	1	1	RUPINDERJIT SINGH		dgcalitransport@gmail.com
10/10/2022	10/7/2022	137859	2021	1	1	1	RUPINDERJIT SINGH		SINGHRUPINDERJIT236@GMAIL.COM
6/9/2022	5/21/2022	65896	2021	2	2	2	RUPINDERJIT SINGH		SINGHRUPINDERJIT236@GMAIL.COM
7/9/2021	6/28/2021	0		1	1	1	RUPINDERJIT SINGH		

Crash Summary Chart ToC Crashes Summary - Chart (based on all available crash data)

No Data

Crashes Summary - Table (based on all available crash data) ToC										
	TOTAL	Last 6 months	7-12 months	13-18 months	19-24 months	25-30 months	30-36 months	37-41 months	42-48 months	Over 49 months
Total Reportable	0	0	0	0	0	0	0	0	0	0
Fatalities	0	0	0	0	0	0	0	0	0	0
Injuries	0	0	0	0	0	0	0	0	0	0
Tow Away	0	0	0	0	0	0	0	0	0	0
With Citations	0	0	0	0	0	0	0	0	0	0
Federal Recordable	0	0	0	0	0	0	0	0	0	0
Preventable	0	0	0	0	0	0	0	0	0	0
Crash per Pwr Unit	-	0.0%	0.0%	0.0%	0.0%	0.0%	0.0%	0.0%	0.0%	-

Inspection Summary ToC

The following inspection information is based on results for 24 months prior to: 03/12/2025. Please note that the total inspections number is not necessarily the total of the vehicle, driver and hazmat inspections, as one inspection may have included any combination of the below inspections.

Overall	Vehicle	Driver	Hazmat
(Please note that the total inspections number is not necessarily the total of the vehicle, driver and hazmat inspections, as one inspection may have included any combination of the below inspections) Total Inspections: 0 Total Out of Service: 0 Out of Service: 0% National Average: 21.33% Difference: -21.33%	Total Inspections: 0 Total Out of Service: 0 Out of Service: 0.00% National Average: 25.44% Difference: -25.44%	Total Inspections: 0 Total Out of Service: 0 Out of Service: 0.00% National Average: 6.78% Difference: -6.78%	Total Inspections: 0 Total Out of Service: 0 Out of Service: 0.00% National Average: 2.97% Difference: -2.97%



KPI: Inspection Viol OOS Rates by Cargo Group ToC								
Cargo Group	OVERALL		VEHICLE		DRIVER		HAZMAT	
	Average	Compared to Average	Average	Compared to Average	Average	Compared to Average	Average	Compared to Average
DG CALI TRANSPORT INC	0%		0%		0%		0%	
No data								

FHWA Registration Information: The following data on this Motor Carrier is from the Federal Hwy Administration (as of 3/12/2025)								
Docket Number	DOT Number	Company Name	DBA Name	Address	City	State	Country	ZIP Code
MC1270495	3667597	DG CALI TRANSPORT INC		2689 HICKS STREET	SELMA	CA	US	93662
Phone Number	Fax Number	Mail Address	Mail City	Mail State	Mail Contry	Mail ZIP Code	Mail Phone Number	Mail Fax Number
(347)-285-3825								
Date of Last Change	Freight	Passenger	Household Goods	Active Authority	Pending Authority	Revocation Pending Authority		
3/12/2025	Y	N	N	/	/	/		

Insurance Required (as of 03/13/2025) ToC			
Docket Number	Insurance Type	Insurance Required	Insurance on File
MC1270495	BIPD	\$750k	\$0k
MC1270495	Cargo	No	No
MC1270495	Bond	No	No

Active / Pending Insurance (as of 03/13/2025)
No Data

Insurance History (as of 03/13/2025)									
Docket Number	Form	Type	Insurance Carrier	Policy/Surety	Coverage From	Coverage To	Effective Date From	Effective Date To	
MC1270495	91X	BIPD/Primary	SECURITY NATIONAL INSURANCE CO.	SMC1800192	\$0k	\$750k	07/07/2022	02/21/2023	Cancelled
MC1270495	91X	BIPD/Primary	SECURITY NATIONAL INSURANCE CO.	SMC1800192	\$0k	\$750k	07/07/2021	07/07/2022	Cancelled

FHWA Authorities (as of 03/13/2025) ToC								
Docket#	L&I Name	Active Authority	Inactive Authority	Pending Authority	Revocation Pending Authority	Freight	Passenger	Household Goods
MC1270495	DG CALI TRANSPORT INC		Common /			Yes	No	No



Authority History (as of 03/13/2025)				
Docket Number	Sub	Auth Type	Original Action	Disposition
MC1270495		COMMON	INVOLUNTARY REVOCATION 6/10/2022 12:00:00 AM	DISCONTINUED REVOCATION 7/7/2022 12:00:00 AM
MC1270495		COMMON	GRANTED 7/22/2021 12:00:00 AM	REVOKED 2/27/2023 12:00:00 AM

Severe Violations (i.e. those with >= 8 points) - Chart [ToC](#)

No Data

Severe Violations (i.e. those with >= 8 points) - Table

No Data

Violation Report [ToC](#)

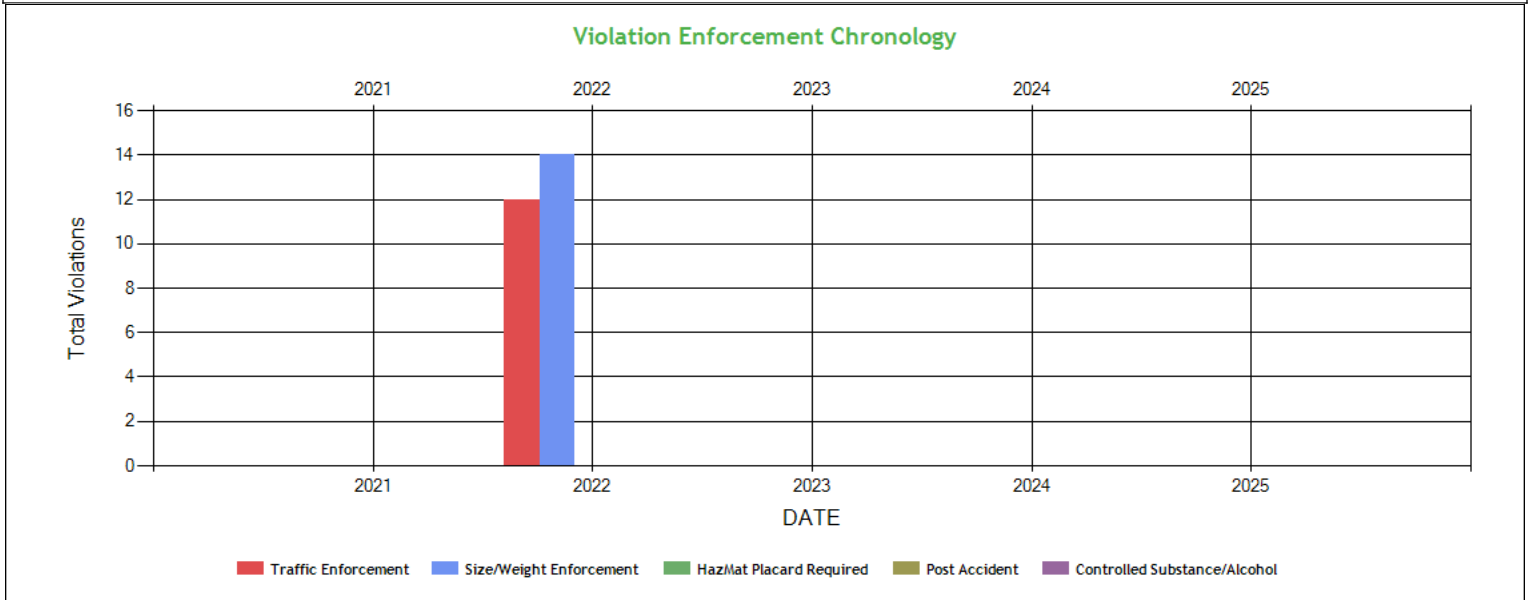
Inspection Date	Inspection State	BASIC	Violation Description	OOS	VIN	Severity Points
04/11/2022	CA	Vehicle Maintenance	393.45B2 - Failing to secure brake hose/tubing against mechanical damage	No	3AKJHHDR9JSJR0902	4
04/11/2022	CA	-	392.2RG - State vehicle registration or License Plate violation	No	3UTVS2530N8731031	0
03/08/2022	NV	Unsafe Driving	392.71A - Using or equipping a CMV with radar detector	No	1XKWD49X1MR432625	5
02/23/2022	CA	Hours-Of-Service	395.8E - False report of drivers record of duty status	Yes	3AKJHHDR9JSJR0902	7
02/23/2022	CA	Hours-Of-Service	395.26B - Motor carrier failed to ensure that the ELD automatically recorded the required data elements.	No	3AKJHHDR9JSJR0902	1
02/23/2022	CA	Hours-Of-Service	395.30B1 - Driver failed to certify the accuracy of the information gathered by the ELD	No	3AKJHHDR9JSJR0902	1
02/23/2022	CA	-	392.2AU - State Operating Authority Violation	No	3AKJHHDR9JSJR0902	0
02/23/2022	CA	Vehicle Maintenance	393.60EWS - Windshield - Obstructed	No	3AKJHHDR9JSJR0902	1

No filters were applied when generating this report, see the live report for more options.

No data for Violation Summary



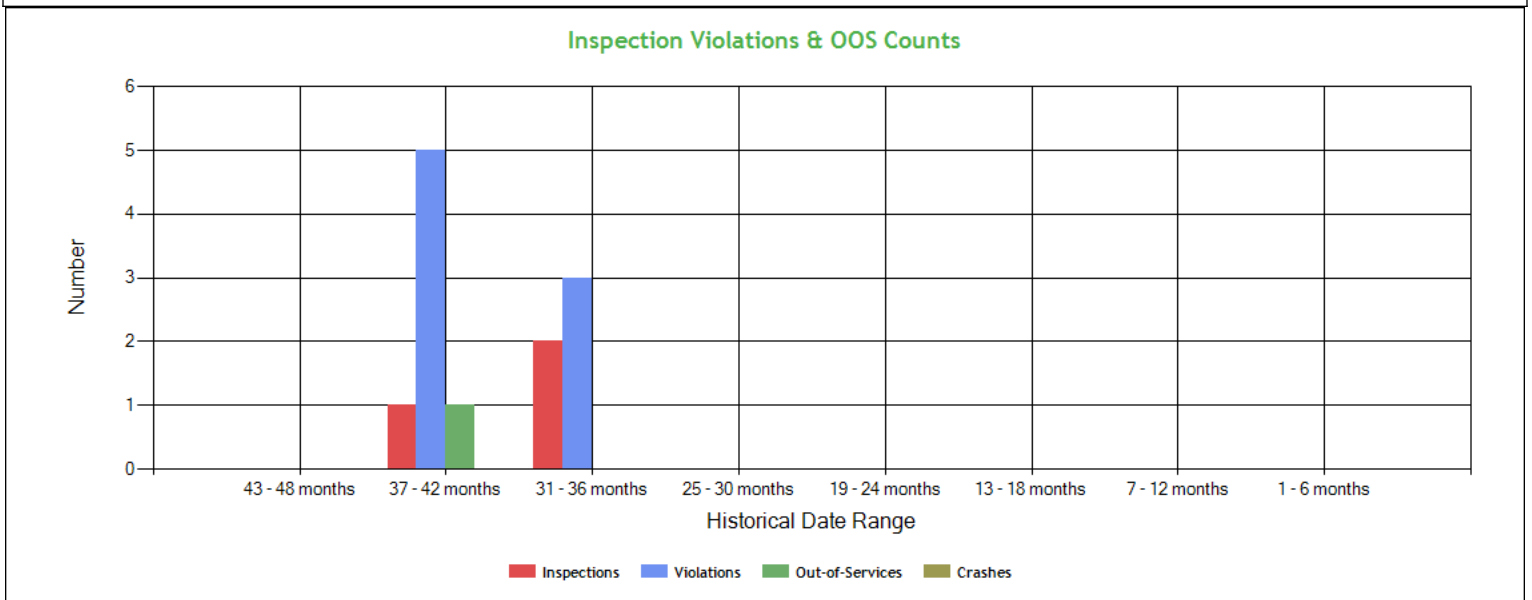
Violation Enforcement Chronology - Chart ToC



Violation Enforcement Chronology - Table ToC

	2021	2022	2023	2024	2025
Traffic Enforcement	0	12	0	0	0
Size/Weight Enforcement	0	14	0	0	0
HazMat Placard Required	0	0	0	0	0
Post Accident	0	0	0	0	0
Controlled Substance/Alcohol	0	0	0	0	0

Inspection Violations & OOS Counts - Chart ToC



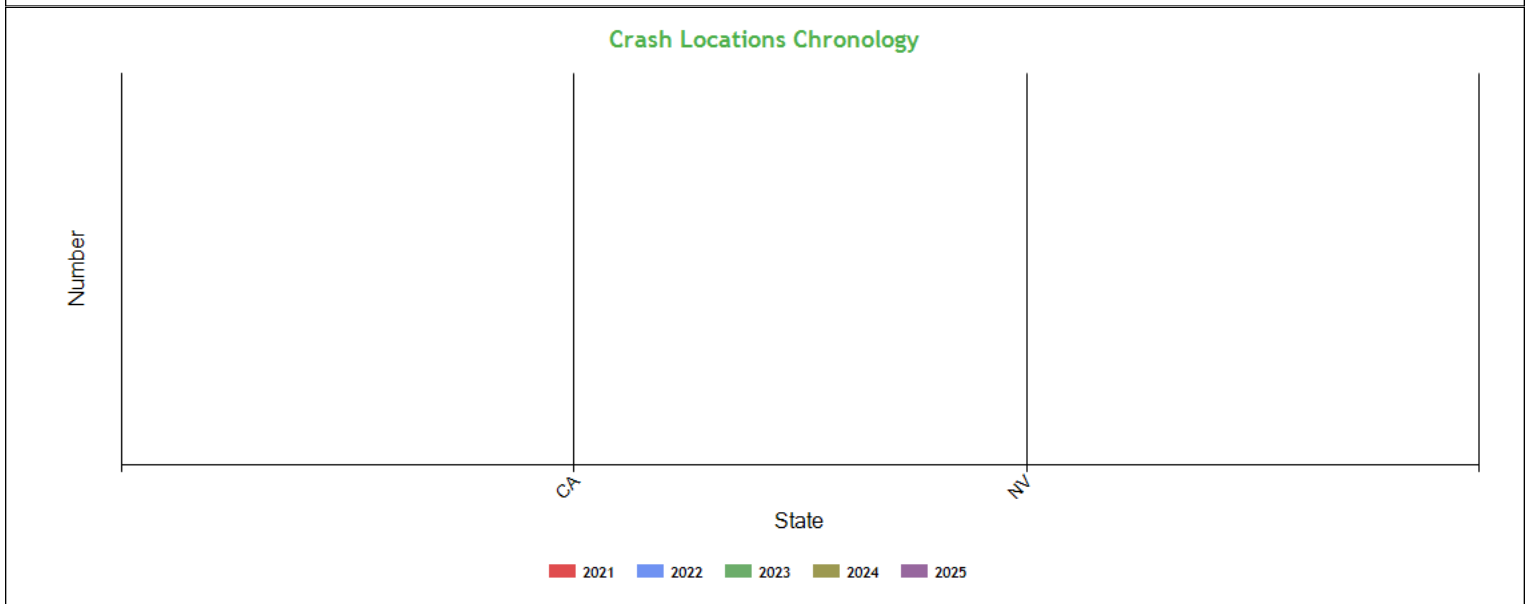
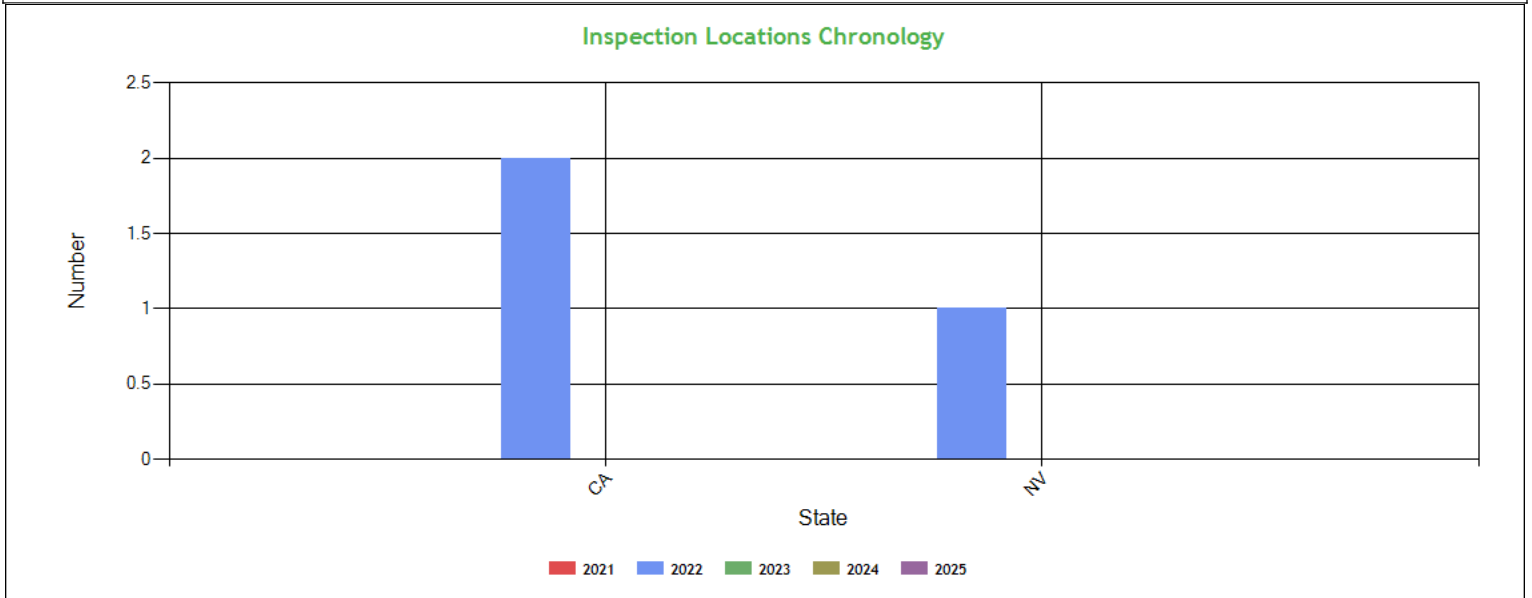


Inspection Violations & OOS Counts - Table ToC				
Date Range	Inspections	Violations	Out-of-Services	Crashes
TOTAL	3	8	1	0
1 - 6 months	0	0	0	0
7 - 12 months	0	0	0	0
13 - 18 months	0	0	0	0
19 - 24 months	0	0	0	0
25 - 30 months	0	0	0	0
31 - 36 months	2	3	0	0
37 - 42 months	1	5	1	0
43 - 48 months	0	0	0	0

Radius of Operation (based on Inspections and Crashes during the past 3 years) ToC								
	Total	Drive between 0 and 50 miles radius	Drive between 51 and 200 miles radius	Drive between 201 and 300 miles radius	Drive between 301 and 400 miles radius	Drive between 401 and 500 miles radius	Drive between 501 and 600 miles radius	Drive beyond 600 miles radius
Power Units (i.e. unique VINs)	2	0	1	1	0	0	0	0
Percent	100%	0%	50%	50%	0%	0%	0%	0%



Inspection & Crash Locations - Chart ToC



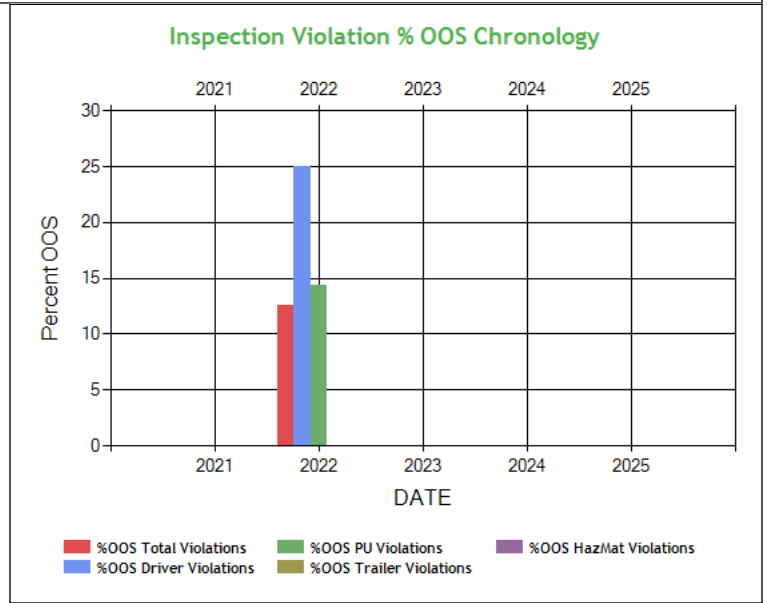
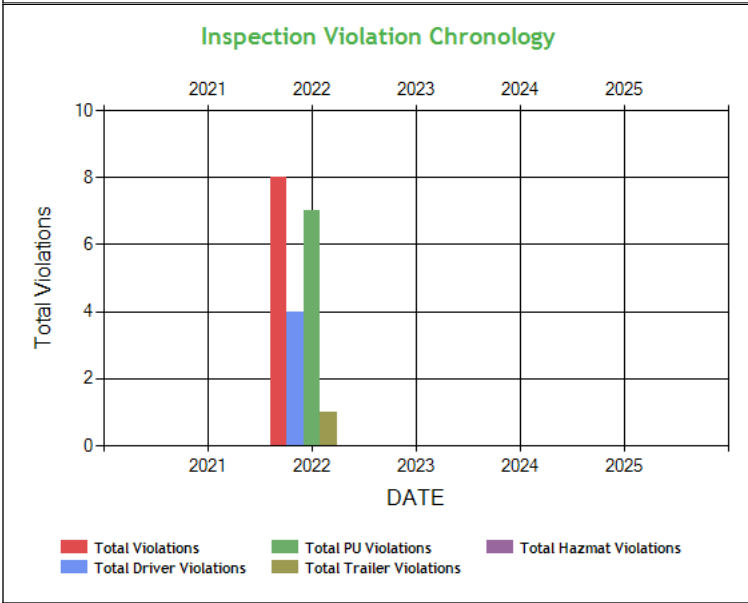
Inspection & Crash Locations - Table ToC

State	Inspections					Violations					Out-of-Services					Crashes				
	2021	2022	2023	2024	2025	2021	2022	2023	2024	2025	2021	2022	2023	2024	2025	2021	2022	2023	2024	2025
TOTAL	0	3	0	0	0	0	8	0	0	0	0	1	0	0	0	0	0	0	0	0
CA	0	2	0	0	0	0	7	0	0	0	0	1	0	0	0	0	0	0	0	0
NV	0	1	0	0	0	0	1	0	0	0	0	0	0	0	0	0	0	0	0	0

No hot spot data in the last 12 months



Inspection Violation % OOS Chronology - Chart ToC

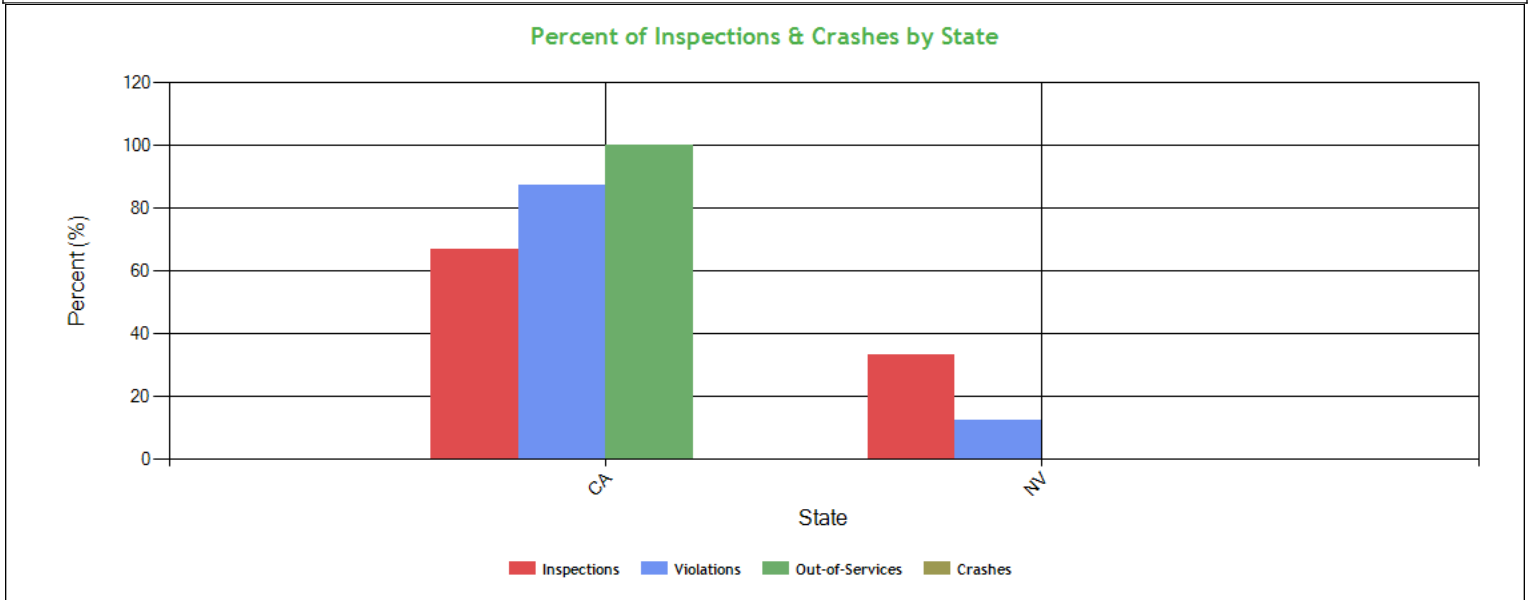


Inspection Violation % OOS Chronology - Table ToC

	2021	2022	2023	2024	2025
Total Violations	0	8	0	0	0
Total Out Of Services	0	1	0	0	0
%OOS Total Violations	0	12.50	0	0	0
Total Driver Violations	0	4	0	0	0
Total Driver Out Of Services	0	1	0	0	0
%OOS Driver Violations	0	25.00	0	0	0
Total PU Violations	0	7	0	0	0
Total PU Out Of Services	0	1	0	0	0
%OOS PU Violations	0	14.29	0	0	0
Total Trailer Violations	0	1	0	0	0
Total Trailer Out Of Services	0	0	0	0	0
%OOS Trailer Violations	0	0	0	0	0
Total Hazmat Violations	0	0	0	0	0
Total Hazmat Out Of Services	0	0	0	0	0
%OOS HazMat Violations	0	0	0	0	0



Percent of Insp & Crash by State - Chart ToC



Percent of Insp & Crash by State - Table (based on Inspection data from the last 4 years) ToC

State	Inspections		Violations		Out-of-Services		Crashes	
	Total	Percent	Total	Percent	Total	Percent	Total	Percent
	3	100	8	100	1	100	0	100
CA	2	66.7	7	87.5	1	100	0	0
NV	1	33.3	1	12.5	0	0	0	0

VIN Insp Summary by State (based on inspection from the last 2 years) ToC

VIN	Insp	Viol Pts	Counts in each State			
			CA		NV	
			Insp	Viol Pts	Insp	Viol Pts
TOTALS	5/33*	3/19**	2	14	1	5
3AKJHHDR9JSJR0902	2	14	2	14	0	0
1XKWD49X1MR432625	1	5	0	0	1	5
3UTVS2530N8731031	1	0	1	0	0	0

*<Total number of inspections for these 3 VIN(s)>/n<Total number of inspections for these 2 state(s)>

**<Total severity sum for these 3 VIN(s)>/n<Total severity sum for these 2 state(s)>

Violations By Unit Type ToC

of Violations: 0 Total Severity: 0



Equipment Ownership ToC Equipment Ownership (based on MCS-150 dated 3/6/2025)					
	Trucks	Tractors	Trailers	Motor Coaches	Vans
Owned	0	1	1	0	0
Term Leased	0	0	0	0	0
Trip Leased	0	0	0	0	0
Total No.	0	1	1	0	0

Equipment Details Power Units ToC									
VIN	Latest Insp Date	Year	Make	Model	Body Class	Body Type	Axles	Len	Fuel Type
3AKJHHDR9JSJ R0902	04/11/2022	2018	FREIGHTLINER	New Cascadia 126" Sleepercab	Truck-Tractor	-	-	-	Diesel
1XKWD49X1MR 432625	03/08/2022	2021	KENWORTH	W9 Series	Truck-Tractor	-	-	-	-

Equipment Details Trailers									
VIN	Latest Insp Date	Year	Make	Model	Body Class	Body Type	Axles	Len	Fuel Type
3UTVS2530N87 31031	04/11/2022	2022	-	Utility Trailer Manufacturer	Trailer	Van Trailer	2	53	Not Applicable
1GRAA0627JW 105164	03/08/2022	2018	GREAT DANE	Great Dane Trailers	-	-	2	53	-

No Vehicle Age data

States of Power Unit Registrations ToC		
State	CA	NV
Number of Power Units	1	1

Equipment Acquisitions - Table ToC						
	Power Units inspected for 1st time in past 12 months	Power Units inspected for 1st time in past 24 months	Power Units inspected during entire date range	Trailers inspected for 1st time in past 12 months	Trailers inspected for 1st time in past 24 months	Trailers inspected during entire date range
Unique VINs	0	0	2	0	0	2
Unique License Plates	0	0	2	0	0	2
License Plate States	0	0	1	0	0	2

Driver Details ToC Driver Details (based on MCS-150 dated 3/6/2025)			
	Within 100 mi	Beyond 100 mi	TOTAL
# Drivers Interstate	0	0	0
# Drivers Intrastate	0	1	1
TOTAL	0	1	/

Avg. # Trip Lease Drivers/Mo: 0 # Drivers Grand Total: 1 # Drivers Commercially Licensed: 1

Shared VIN Summary ToC
--

No Data



Carrier Software
1-800-646-5152
info@CarrierSoftware.com

CONFIDENTIAL - Intended for use by Amerigo Insurance Agency - Date: 3/13/2025

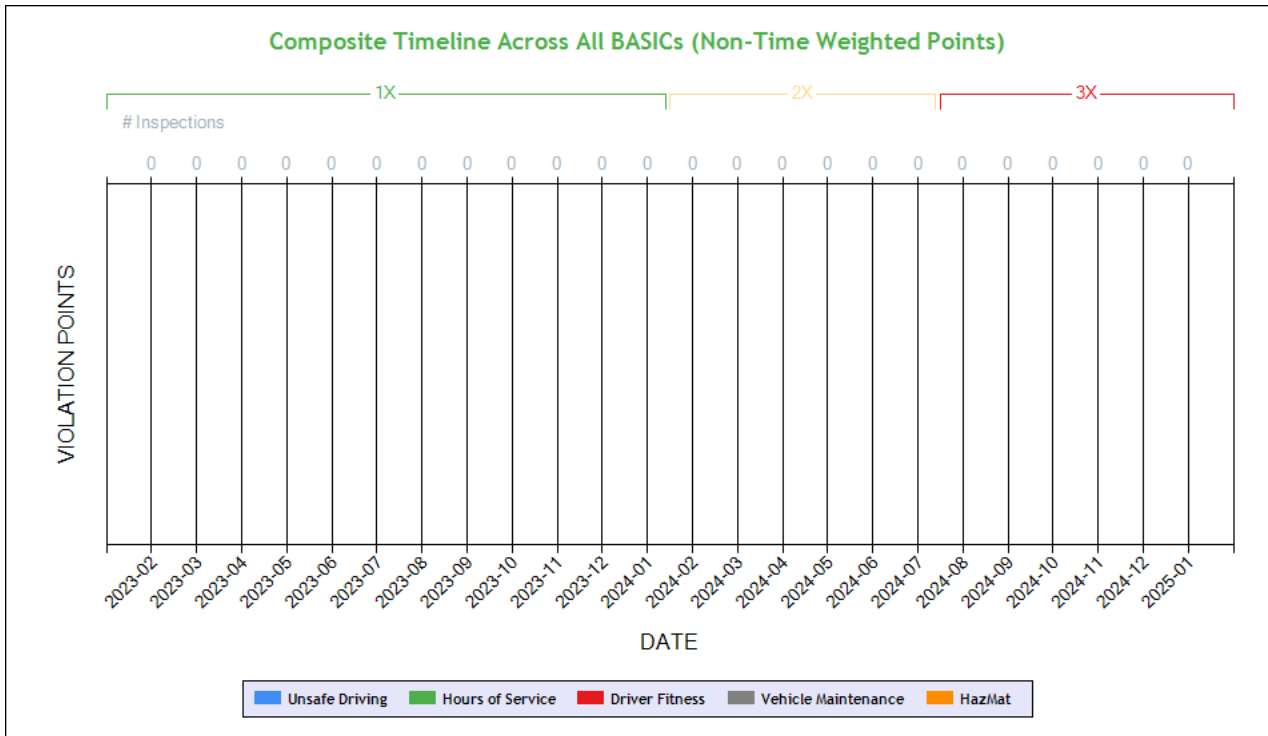
DG CALI TRANSPORT INC - DOT# 3667597 / MC1270495

SHIPPERS DETAIL **ToC** based on Inspection results for the last 4 years

Shipper Name	Number of Inspections	Shipper Name	Number of Inspections
No Shipper listed	2	DAYKA	1



Carrier Underwriting Report Safety Summary ToC



Time-Weighted Violation Points - no data available to draw a chart

Time-Weighted Violation Points by Vehicle - no data available to draw a chart

See the Excel file for the complete analysis

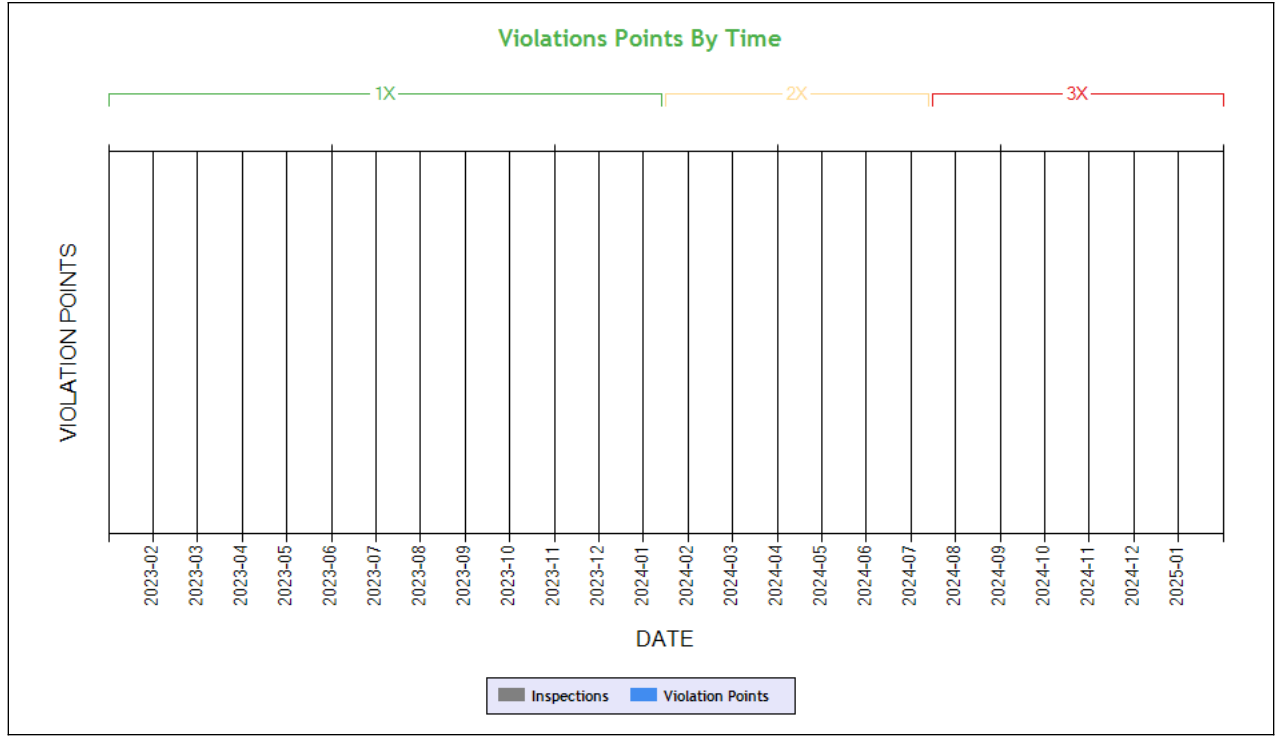
Violations is in (1-6/7-12/13-24mo)

Shaded = Out Of Service Violation		
Violation Group		
Violation Description	Total Time-weighted Points by VIN	% of Total Time-weighted Points by VIN
Driver Resp		
Total Time-weighted Points		
% Total Time-Wt Pts		



SAFETY ANALYSIS ToC

Unsafe Driving



Time-Weighted Violation Points - no data available to draw a chart

Time-Weighted Severity Points by Vehicle - no data available to draw a chart

See the Excel file for the complete analysis

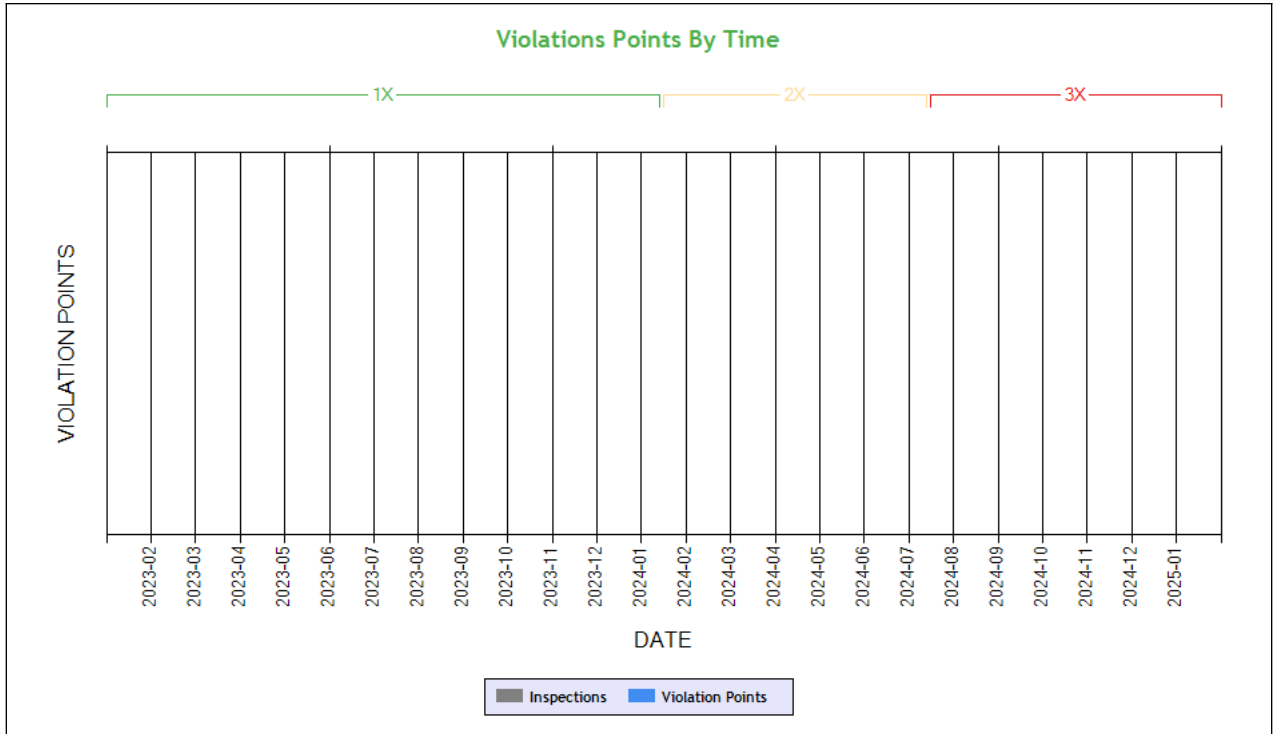
Violations is in (1-6/7-12/13-24mo)

Shaded = Out Of Service Violation		
Violation Group		
Violation Description	Total Time-weighted Points by VIN	% of Total Time-weighted Points by VIN
Driver Resp		
Total Time-weighted Points		
% Total Time-Wt Pts		

HOS Compliance

Time-Weighted Violation Points - no data available to draw a chart

Time-Weighted Severity Points by Vehicle - no data available to draw a chart



Carrier Software
 1-800-646-5152
 info@CarrierSoftware.com

CONFIDENTIAL - Intended for use by Amerigo Insurance Agency - Date: 3/13/2025
 DG CALI TRANSPORT INC - DOT# 3667597 / MC1270495

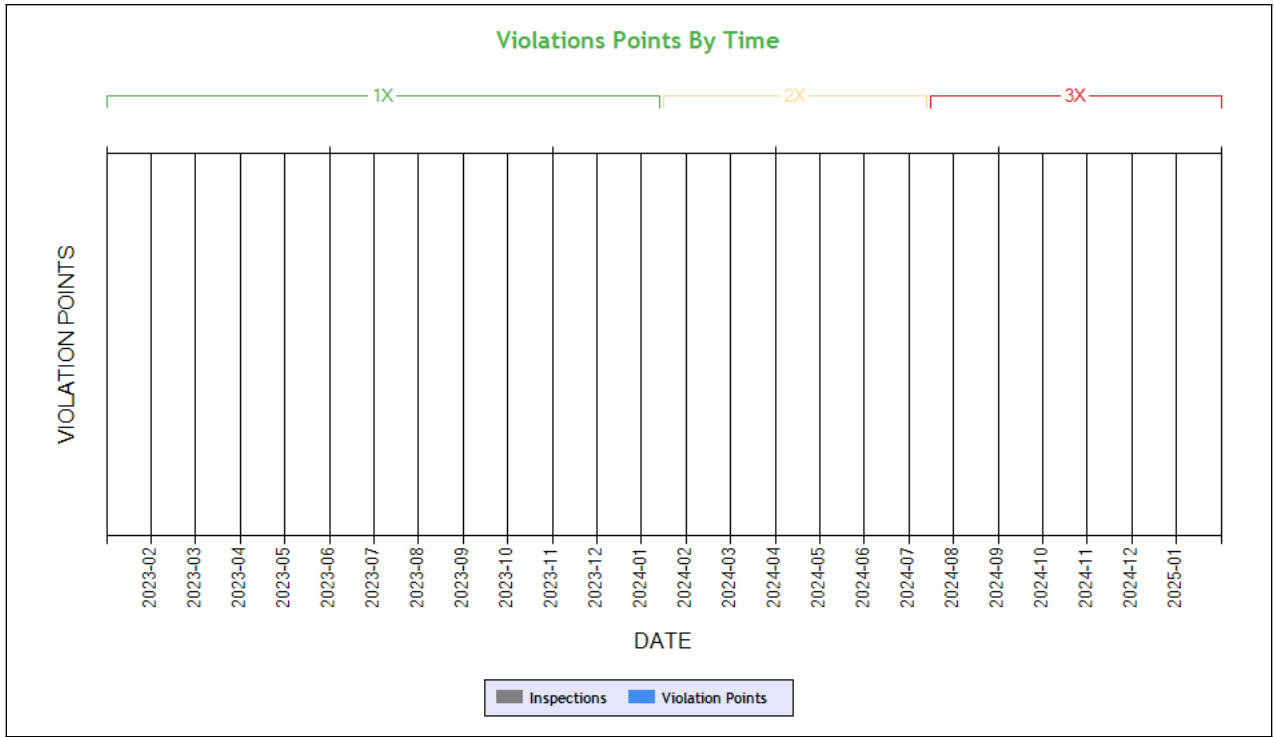
See the Excel file for the complete analysis

Violations is in (1-6/7-12/13-24mo)

Shaded = Out Of Service Violation		
Violation Group		
Violation Description	Total Time-weighted Points by VIN	% of Total Time-weighted Points by VIN
Driver Resp		
Total Time-weighted Points		
% Total Time-Wt Pts		



Driver Fitness



Time-Weighted Violation Points - no data available to draw a chart

Time-Weighted Severity Points by Vehicle - no data available to draw a chart

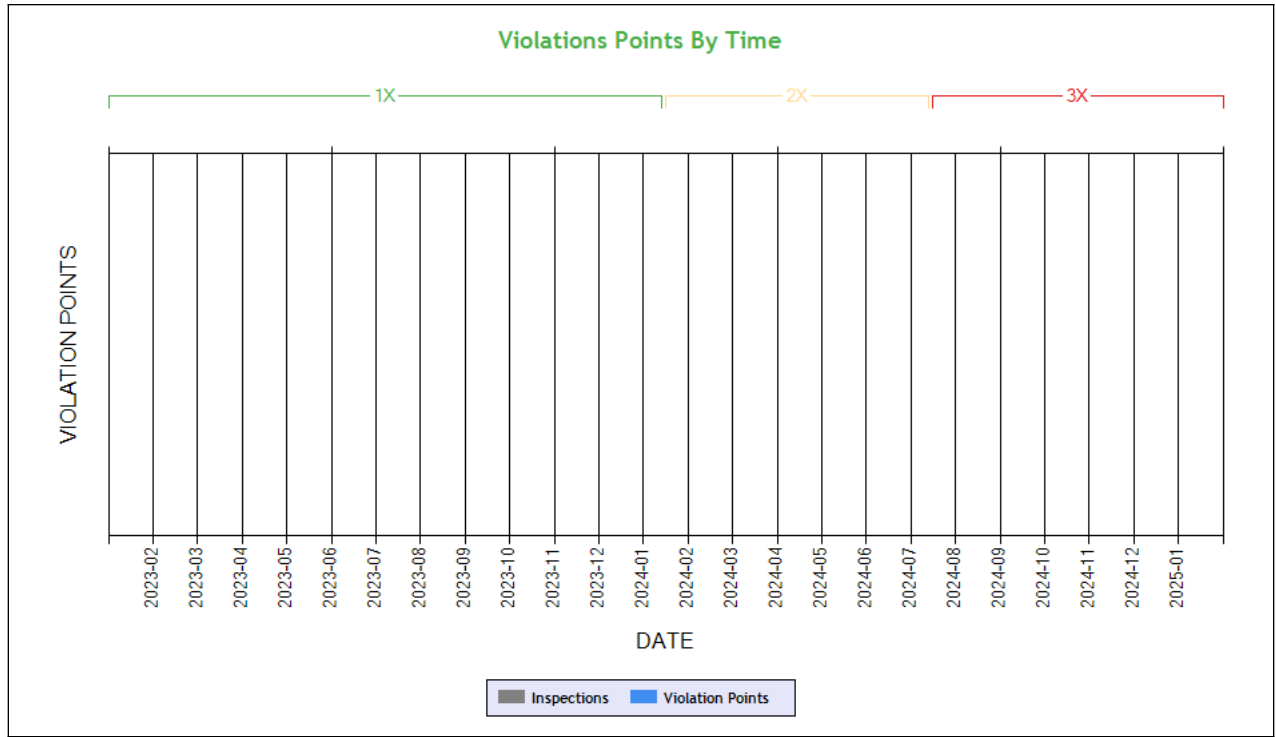
See the Excel file for the complete analysis

Violations is in (1-6/7-12/13-24mo)

Shaded = Out Of Service Violation		
Violation Group		
Violation Description	Total Time-weighted Points by VIN	% of Total Time-weighted Points by VIN
Driver Resp		
Total Time-weighted Points		
% Total Time-Wt Pts		



Vehicle Maintenance



Time-Weighted Violation Points - no data available to draw a chart

Time-Weighted Severity Points by Vehicle - no data available to draw a chart

See the Excel file for the complete analysis

Violations is in (1-6/7-12/13-24mo)

Shaded = Out Of Service Violation		
Violation Group		
Violation Description	Total Time-weighted Points by VIN	% of Total Time-weighted Points by VIN
Driver Resp		
Total Time-weighted Points		
% Total Time-Wt Pts		

COLOR CODED CRASH TABLE ToC

No crashes have been reported by the DOT on this Motor Carrier

INSPECTIONS WITH SHARED EQUIPMENT:

No Data



LEGEND
Vehicle Information
Inspection for DOT # being analyzed
Inspection for Different DOT #
Crash Information for specific VIN

INSPECTION DETAILS for ALL Inspections

PDF shows the first 100 Power Unit & Trailer VINs with most recent inspections using data from the last 4 years

POWER UNIT Inspections Section

VIN: 3AKJHHDR9JSJR0902		Unit: Straight Truck		Year: 2018		Make: FREIGHTLINER	
DOT No: 3550017		Docket No: MC1188585		Name: MOHINDER SINGH INC		Interstate: Yes	
Date	Unit License	Unit Lic State	Violation Unit	Violation Description	Severity	OOS	Citation
01/08/2024	YP60930	CA	D	395.22H3 - Driver failed to maintain instruction sheet for ELD malfunction reporting requirements	1	No	
01/08/2024	YP60930	CA	D	392.2LV - Lane Restriction violation	3	No	V125769-2
01/08/2024	YP60930	CA	D	395.30B1 - Driver failed to certify the accuracy of the information gathered by the ELD	1	No	
01/08/2024	YP60930	CA	D	395.22H1 - Driver failing to maintain ELD user's manual	1	No	
06/02/2023	YP60930	CA	D	392.2SLLS3 - State/Local Laws - Speeding 11-14 miles per hour over the speed limit	7	No	9520118
06/02/2023	YP60930	CA	1	393.9TS - Inoperative turn signal	6	No	
04/06/2023	YP60930	CA	D	392.2SLLS2 - State/Local Laws - Speeding 6-10 miles per hour over the speed limit	4	No	9442050
04/06/2023	YP60930	CA	D	392.16 - Failing to use seat belt while operating CMV	7	No	9474301
DOT No: 2916668		Docket No: MC982883		Name: CALIFORNIA LOGISTICS LLC		Interstate: Yes	
Date	Unit License	Unit Lic State	Violation Unit	Violation Description	Severity	OOS	Citation
10/23/2022	YP05738	CA	D	395.30B1 - Driver failed to certify the accuracy of the information gathered by the ELD	1	No	
DOT No: 3667597		Docket No: MC1270495		Name: DG CALI TRANSPORT INC		Interstate: No	
Date	Unit License	Unit Lic State	Violation Unit	Violation Description	Severity	OOS	Citation
04/11/2022	YP05738	CA	1	393.45B2 - Failing to secure brake hose/tubing against mechanical damage	4	No	CW786494
02/23/2022	YP05738	CA	D	395.26B - Motor carrier failed to ensure that the ELD automatically recorded the required data elements.	1	No	KM92790
02/23/2022	YP05738	CA	D	395.30B1 - Driver failed to certify the accuracy of the information gathered by the ELD	1	No	
02/23/2022	YP05738	CA	D	395.8E - False report of drivers record of duty status	7	Yes	
02/23/2022	YP05738	CA	1	393.60EWS - Windshield - Obstructed	1	No	
02/23/2022	YP05738	CA	1	392.2AU - State Operating Authority Violation	0	No	
DOT No: 2916668		Docket No: MC982883		Name: CALIFORNIA LOGISTICS LLC		Interstate: Yes	
Date	Unit License	Unit Lic State	Violation Unit	Violation Description	Severity	OOS	Citation
04/15/2021	YP05738	CA	-	-	-	-	-
DOT No: 3177118		Docket No: MC123214		Name: AMRIK SINGH		Interstate: Yes	
Date	Unit License	Unit Lic State	Violation Unit	Violation Description	Severity	OOS	Citation
06/22/2020	XP67782	CA	D	392.2SLLS1 - State/Local Laws - Speeding 1-5 Miles Per Hour Over The Speed Limit	0	No	
06/22/2020	XP67782	CA	D	395.8AELD - ELD - No record of duty status (ELD Required)	5	Yes	
02/20/2020	XP67782	CA	-	-	-	-	-
DOT No: 2998150		Docket No: MC22658		Name: LA KINGS TRANSPORT INC		Interstate: Yes	



Date	Unit License	Unit Lic State	Violation Unit	Violation Description	Severity	OOS	Citation
12/18/2018	XP11277	CA	D	395.24C2III - Driver failed to manually add shipping document number	1	No	
12/18/2018	XP11277	CA	D	395.8 - Driver record of duty status (general/form and manner)	1	No	
07/04/2018	XP11277	CA	C	392.16 - Failing to use seat belt while operating CMV	7	No	8343949
05/15/2018	XP11277	CA	D	392.2C - Failure to obey traffic control device	5	No	
03/05/2018	XP11277	CA	-	-	-	-	-

VIN: 1XKWD49X1MR432625		Unit: Truck Tractor		Year: 2021	Make: KENWORTH		
DOT No: 3667597		Docket No: MC1270495		Name: DG CALI TRANSPORT INC		Interstate: No	
Date	Unit License	Unit Lic State	Violation Unit	Violation Description	Severity	OOS	Citation
03/08/2022	YP43564	CA	D	392.71A - Using or equipping a CMV with radar detector	5	No	

TRAILER Inspections Section

VIN: 3AKJHHR9JSJR0902		Unit: Straight Truck		Year: 2018	Make: FREIGHTLINER		
DOT No: 3550017		Docket No: MC1188585		Name: MOHINDER SINGH INC		Interstate: Yes	
Date	Unit License	Unit Lic State	Violation Unit	Violation Description	Severity	OOS	Citation
01/08/2024	YP60930	CA	D	395.22H3 - Driver failed to maintain instruction sheet for ELD malfunction reporting requirements	1	No	
01/08/2024	YP60930	CA	D	392.2LV - Lane Restriction violation	3	No	V125769-2
01/08/2024	YP60930	CA	D	395.30B1 - Driver failed to certify the accuracy of the information gathered by the ELD	1	No	
01/08/2024	YP60930	CA	D	395.22H1 - Driver failing to maintain ELD user's manual	1	No	
06/02/2023	YP60930	CA	D	392.2SLLS3 - State/Local Laws - Speeding 11-14 miles per hour over the speed limit	7	No	9520118
06/02/2023	YP60930	CA	1	393.9TS - Inoperative turn signal	6	No	
04/06/2023	YP60930	CA	D	392.2SLLS2 - State/Local Laws - Speeding 6-10 miles per hour over the speed limit	4	No	9442050
04/06/2023	YP60930	CA	D	392.16 - Failing to use seat belt while operating CMV	7	No	9474301
DOT No: 2916668		Docket No: MC982883		Name: CALIFORNIA LOGISTICS LLC		Interstate: Yes	
Date	Unit License	Unit Lic State	Violation Unit	Violation Description	Severity	OOS	Citation
10/23/2022	YP05738	CA	D	395.30B1 - Driver failed to certify the accuracy of the information gathered by the ELD	1	No	
DOT No: 3667597		Docket No: MC1270495		Name: DG CALI TRANSPORT INC		Interstate: No	
Date	Unit License	Unit Lic State	Violation Unit	Violation Description	Severity	OOS	Citation
04/11/2022	YP05738	CA	1	393.45B2 - Failing to secure brake hose/tubing against mechanical damage	4	No	CW786494
02/23/2022	YP05738	CA	D	395.26B - Motor carrier failed to ensure that the ELD automatically recorded the required data elements.	1	No	KM92790
02/23/2022	YP05738	CA	D	395.30B1 - Driver failed to certify the accuracy of the information gathered by the ELD	1	No	
02/23/2022	YP05738	CA	D	395.8E - False report of drivers record of duty status	7	Yes	
02/23/2022	YP05738	CA	1	393.60EWS - Windshield - Obstructed	1	No	
02/23/2022	YP05738	CA	1	392.2AU - State Operating Authority Violation	0	No	
DOT No: 2916668		Docket No: MC982883		Name: CALIFORNIA LOGISTICS LLC		Interstate: Yes	
Date	Unit License	Unit Lic State	Violation Unit	Violation Description	Severity	OOS	Citation
04/15/2021	YP05738	CA	-	-	-	-	-
DOT No: 3177118		Docket No: MC123214		Name: AMRIK SINGH		Interstate: Yes	
Date	Unit License	Unit Lic State	Violation Unit	Violation Description	Severity	OOS	Citation
06/22/2020	XP67782	CA	D	392.2SLLS1 - State/Local Laws - Speeding 1-5 Miles Per Hour Over The Speed Limit	0	No	
06/22/2020	XP67782	CA	D	395.8AELD - ELD - No record of duty status (ELD Required)	5	Yes	
02/20/2020	XP67782	CA	-	-	-	-	-



DOT No: 2998150		Docket No: MC22658		Name: LA KINGS TRANSPORT INC			Interstate: Yes	
Date	Unit License	Unit Lic State	Violation Unit	Violation Description	Severity	OOS	Citation	
12/18/2018	XP11277	CA	D	395.24C2III - Driver failed to manually add shipping document number	1	No		
12/18/2018	XP11277	CA	D	395.8 - Driver record of duty status (general/form and manner)	1	No		
07/04/2018	XP11277	CA	C	392.16 - Failing to use seat belt while operating CMV	7	No	8343949	
05/15/2018	XP11277	CA	D	392.2C - Failure to obey traffic control device	5	No		
03/05/2018	XP11277	CA	-	-	-	-		

VIN: 1XKWD49X1MR432625		Unit: Truck Tractor		Year: 2021		Make: KENWORTH		
DOT No: 3667597		Docket No: MC1270495		Name: DG CALI TRANSPORT INC			Interstate: No	
Date	Unit License	Unit Lic State	Violation Unit	Violation Description	Severity	OOS	Citation	
03/08/2022	YP43564	CA	D	392.71A - Using or equipping a CMV with radar detector	5	No		

Inspection Summary By Month (based on inspections from the last 4 years) ToC						
Year-Month	Number of Inspections	Number of Power Units	Total Violations	Total OOS Inspections	Total Severity Points	Number of Crashes
2022-04	1	1	2	0	4	0
2022-03	1	1	1	0	5	0
2022-02	1	1	8	1	10	0

Note: The most recent month's counts may not include all the inspections for that month.

VIN Inspection Violation Details ToC									
# of VINs: 3 # of Insp: 5 Severity Weight: 33 Avg. Weight/VIN: 6.6 (based on inspections in the last 4 years, showing top 50 VINs inspected most recently)									
VIN 3AKJHHR9JSJR0902		# of Inspections: 2		Total Severity: 14		Percentage of Total: 42.42%		Avg. Weight Per Inspection: 7.0	
Inspection Date	Inspection ID	Inspection State	Location Description	Total Severity	# of Violations	Shipper Name	Inspection Level	Post Accident	Out of Service
04/11/2022	75295366	CA	CONEJO CVEF	4	2		1	No	No
BASIC		Unit Type		Severity		Description		Out of Service	
Vehicle Maintenance		Truck Tractor		4		393.45B2:Failing to secure brake hose/tubing against mechan		No	
		Truck Tractor		0		392.2RG:State vehicle registration or License Plate violat		No	
Inspection Date	Inspection ID	Inspection State	Location Description	Total Severity	# of Violations	Shipper Name	Inspection Level	Post Accident	Out of Service
02/23/2022	74894668	CA	S/ OF PLAINSBURG RD.	10	5		2	No	Yes
BASIC		Unit Type		Severity		Description		Out of Service	
Hours-Of-Serivce Compliance		Truck Tractor		7		395.8E:False report of drivers record of duty status		Yes	
Vehicle Maintenance		Truck Tractor		1		393.60EWS:Windshield - Obstructed		No	
Hours-Of-Serivce Compliance		Truck Tractor		1		395.26B:Motor carrier failed to ensure that the ELD automa		No	
Hours-Of-Serivce Compliance		Truck Tractor		1		395.30B1:Driver failed to certify the accuracy of the infor		No	
		Truck Tractor		0		392.2AU:State Operating Authority Violation		No	
VIN 3UTVS2530N8731031		# of Inspections: 2		Total Severity: 14		Percentage of Total: 42.42%		Avg. Weight Per Inspection: 7.0	
Inspection Date	Inspection ID	Inspection State	Location Description	Total Severity	# of Violations	Shipper Name	Inspection Level	Post Accident	Out of Service
04/11/2022	75295366	CA	CONEJO CVEF	4	1		1	No	No
BASIC		Unit Type		Severity		Description		Out of Service	
Vehicle Maintenance		Semi Trailer		4		393.45B2:Failing to secure brake hose/tubing against mechan		No	
Inspection Date	Inspection ID	Inspection State	Location Description	Total Severity	# of Violations	Shipper Name	Inspection Level	Post Accident	Out of Service
02/23/2022	74894668	CA	S/ OF PLAINSBURG RD.	10	4		2	No	Yes
BASIC		Unit Type		Severity		Description		Out of Service	
Hours-Of-Serivce Compliance		Semi Trailer		7		395.8E:False report of drivers record of duty status		Yes	
Vehicle Maintenance		Semi Trailer		1		393.60EWS:Windshield - Obstructed		No	
Hours-Of-Serivce Compliance		Semi Trailer		1		395.26B:Motor carrier failed to ensure that the ELD automa		No	



Hours-Of-Service Compliance		Semi Trailer		1		395.30B1:Driver failed to certify the accuracy of the infor		No	
VIN 1XKWD49X1MR432625		# of Inspections: 1		Total Severity: 5		Percentage of Total: 15.15%		Avg. Weight Per Inspection: 5.0	
Inspection Date	Inspection ID	Inspection State	Location Description	Total Severity	# of Violations	Shipper Name	Inspection Level	Post Accident	Out of Service
03/08/2022	75095362	NV	SLOAN CHECK SITE	5	1	DAYKA	3	No	No
BASIC		Unit Type		Severity		Description		Out of Service	
Unsafe Driving		Truck Tractor		5		392.71A:Using or equipping a CMV with radar detector		No	

Inspection History ToC							
Inspection Date	Report Number	Report State	Plate Number	Plate State	Type	Severity Weight	Time Weight
04/11/2022	NDOG002697	CA	YP05738	CA	Truck Tractor		0
3AKJHHDR9JSJR0902 - Power Unit - State/Local Laws Violation: 392.2RGState vehicle registration or License Plate violation						0	
3AKJHHDR9JSJR0902 - Power Unit - Vehicle Maintenance Violation: 393.45B2Failing to secure brake hose/tubing against mechanical damage						4	
03/08/2022	4407018072	NV	YP43564	CA	Truck Tractor		0
1XKWD49X1MR432625 - Power Unit - Unsafe Driving Violation: 392.71AUsing or equipping a CMV with radar detector						5	
02/23/2022	UD1W000927	CA	YP05738	CA	Truck Tractor		0
3AKJHHDR9JSJR0902 - Power Unit - Hours-Of-Service Violation: 395.26BMotor carrier failed to ensure that the ELD automatically recorded the required data elements.						1	
3AKJHHDR9JSJR0902 - Power Unit - Hours-Of-Service Violation: 395.30B1Driver failed to certify the accuracy of the information gathered by the ELD						1	
3AKJHHDR9JSJR0902 - Power Unit - OOS Hours-Of-Service Violation: 395.8EFalse report of drivers record of duty status						7	
3AKJHHDR9JSJR0902 - Power Unit - State/Local Laws Violation: 392.2AUState Operating Authority Violation						0	
3AKJHHDR9JSJR0902 - Power Unit - Vehicle Maintenance Violation: 393.60EWSWindshield - Obstructed						1	

Only the first 20 inspections are shown. See the live report for more data.