



Table of Contents

| | |
|--|---|
| 1. Overview | 2. BASIC Scores History |
| 3. BASIC Measures | 4. KPI: BASIC Measures by Cargo Group |
| 5. Estimated ISS Score | 6. Investigation Results |
| 7. Penalties History | 8. Acute Critical Violations |
| 9. Red Flag Violation Details | 10. DOT Registration Information |
| 11. DOT MCS-150 History | 12. Crash Summary |
| 13. Inspection Summary | 14. KPI: Inspection Viol OOS Rates by Cargo Group |
| 15. FHWA Registration Information | 16. FHWA Insurance Information |
| 17. FHWA Authorities | 18. Severe Violations |
| 19. Violation Report | 20. Violation Summary |
| 21. Violation Enforcement Chronology | 22. Inspection Violations & OOS Counts |
| 23. Radius Of Operation | 24. Inspection & Crash Locations |
| 25. Cargo Hot Spots | 26. Inspection Violations & OOS Chronology |
| 27. Percent of Insp & Crash by State | 28. VIN Insp Summary by State |
| 29. Violations By Unit Type | 30. Equipment Ownership |
| 31. Equipment Details | 32. Vehicle Age |
| 33. States of Power Unit Registrations | 34. Equipment Acquisitions |
| 35. Driver Details | 36. Shared VIN Summary |
| 37. Shipper Table | 38. Safety Summary |
| 39. Safety Details | 40. Crash Detail Color Coded |
| 41. Inspections with Shared Equipment | 42. Inspection Tabular Details |
| 43. Inspection Summary By Month | 44. VIN Inspection Violation Details |
| 45. Inspection History | |



Business Address

2210 SOUTHWOOD DR

PITTSBURG, CA

94565

Contact Info

(925)-698-2573

TEGTRANSPORTATION@GMAIL.CO
M

FHWA Address

2210 SOUTHWOOD DR

PITTSBURG,CA,94565

Phone:(925)-698-2573

Mailing Address

2210 SOUTHWOOD DR

PITTSBURG, CA

94565-4274

Overview ToC

Operating Status: SAFER is being slow or unavailable
One other company viewed this DOT in the past two months
Crash/PU ratio: 0.0%
Clean Inspection ratio: 55.56%

Estimated BASIC Scores (as of 10/25/2024)

| | Unsafe Driving | Hours of Service | Driver Fitness | Controlled Sub. and Alcohol | Vehicle Maintenance | HM Compliance | Crash |
|------------------------|----------------|------------------|----------------|-----------------------------|---------------------|---------------|-------|
| Relative Scores | 0% | 0% | 0% | 0% | 0% | 0% | 0% |
| Alert Status | No | No | No | No | No | No | No |



Estimated Inspection Selection System (ISS) Score: 3
Category: Pass

BASIC Scores History - Unsafe Driving ToC

There are no Scores for this BASIC

BASIC Scores History - Hours of Service ToC

There are no Scores for this BASIC

BASIC Scores History - Driver Fitness ToC

There are no Scores for this BASIC

BASIC Scores History - Controlled Substance ToC

There are no Scores for this BASIC



BASIC Scores History - Vehicle Maintenance ToC

There are no Scores for this BASIC

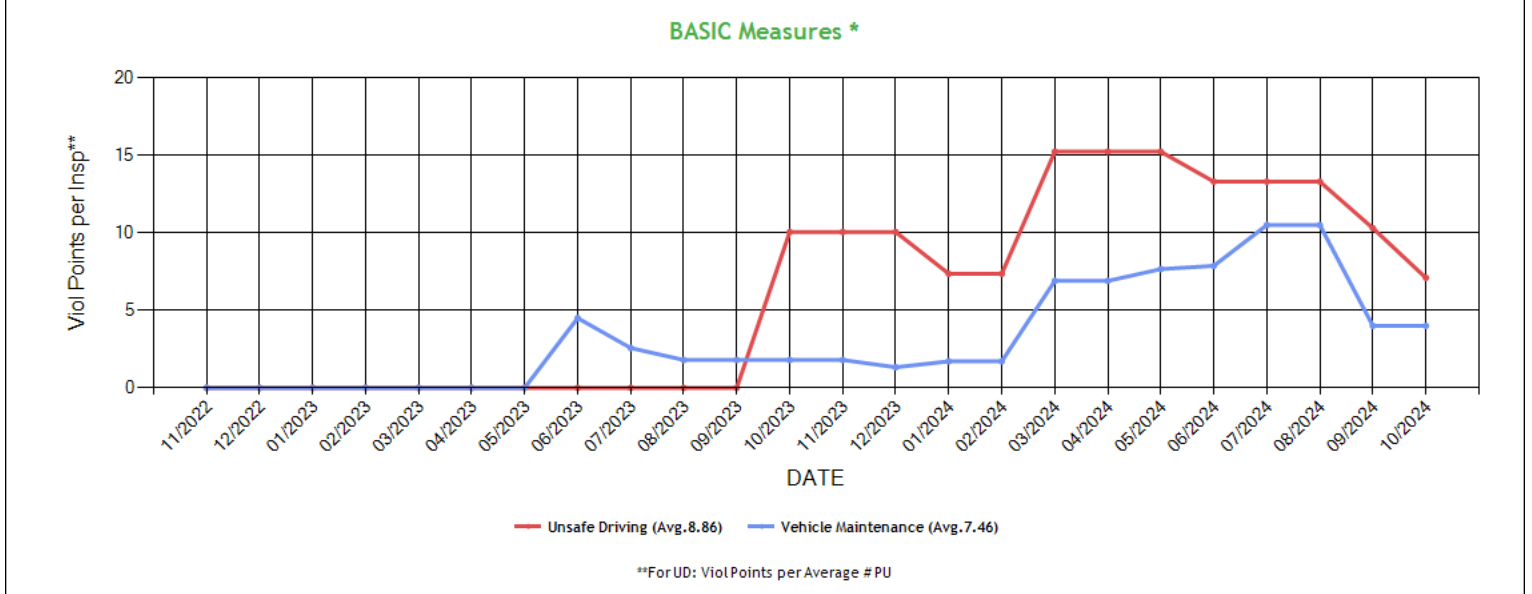
BASIC Scores History - Crash ToC

There are no Scores for this BASIC

BASIC Scores History - Hazmat ToC

There are no Scores for this BASIC

BASIC Measures: Violation Points per Inspection Trends ToC



* BASIC Measures are the absolute SMS scores that are compared within each Safety Event Group to determine the BASIC Score percentiles. Averages based on fleets with 1-5 power units.



BASIC Measures * - Table ToC

UD-Unsafe Driving, HOS-Hours of Service, DF-Driver Fitness, CS-Controlled Substances, VM-Vehicle Maintenance

| Date | UD Measure | UD AC | UD with Viol | HOS Measure | HOS AC | HOS with Viol | DF Measure | DF AC | DF with Viol | CS Measure | CS AC | CS with Viol | VM Measure | VM AC | VM with Viol |
|---------|------------|-------|--------------|-------------|--------|---------------|------------|-------|--------------|------------|-------|--------------|------------|-------|--------------|
| 10/2024 | 7.10 | N | 2 | 0.00 | N | 0 | 0.00 | N | 0 | 0.00 | N | 0 | 4.00 | N | 2 |
| 09/2024 | 10.30 | N | 2 | 0.00 | N | 0 | 0.00 | N | 0 | 0.00 | N | 0 | 4.00 | N | 2 |
| 08/2024 | 13.30 | N | 2 | 0.00 | N | 0 | 0.00 | N | 0 | 0.00 | N | 0 | 10.50 | N | 2 |
| 07/2024 | 13.30 | N | 2 | 0.00 | N | 0 | 0.00 | N | 0 | 0.00 | N | 0 | 10.50 | N | 2 |
| 06/2024 | 13.30 | N | 2 | 0.00 | N | 0 | 0.00 | N | 0 | 0.00 | N | 0 | 7.87 | N | 2 |
| 05/2024 | 15.23 | N | 2 | 0.00 | N | 0 | 0.00 | N | 0 | 0.00 | N | 0 | 7.66 | N | 2 |
| 04/2024 | 15.23 | N | 2 | 0.00 | N | 0 | 0.00 | N | 0 | 0.00 | N | 0 | 6.90 | N | 2 |
| 03/2024 | 15.23 | N | 2 | 0.00 | N | 0 | 0.00 | N | 0 | 0.00 | N | 0 | 6.90 | N | 2 |
| 02/2024 | 7.36 | N | 1 | 0.00 | N | 0 | 0.00 | N | 0 | 0.00 | N | 0 | 1.71 | N | 1 |
| 01/2024 | 7.36 | N | 1 | 0.00 | N | 0 | 0.00 | N | 0 | 0.00 | N | 0 | 1.71 | N | 1 |
| 12/2023 | 10.05 | N | 1 | 0.00 | N | 0 | 0.00 | N | 0 | 0.00 | N | 0 | 1.33 | N | 1 |
| 11/2023 | 10.05 | N | 1 | 0.00 | N | 0 | 0.00 | N | 0 | 0.00 | N | 0 | 1.80 | N | 1 |
| 10/2023 | 10.05 | N | 1 | 0.00 | N | 0 | 0.00 | N | 0 | 0.00 | N | 0 | 1.80 | N | 1 |
| 09/2023 | 0.00 | N | 0 | 0.00 | N | 0 | 0.00 | N | 0 | 0.00 | N | 0 | 1.80 | N | 1 |
| 08/2023 | 0.00 | N | 0 | 0.00 | N | 0 | 0.00 | N | 0 | 0.00 | N | 0 | 1.80 | N | 1 |
| 07/2023 | 0.00 | N | 0 | 0.00 | N | 0 | 0.00 | N | 0 | 0.00 | N | 0 | 2.57 | N | 1 |
| 06/2023 | 0.00 | N | 0 | 0.00 | N | 0 | 0.00 | N | 0 | 0.00 | N | 0 | 4.50 | N | 1 |
| 05/2023 | 0.00 | N | 0 | 0.00 | N | 0 | 0.00 | N | 0 | 0.00 | N | 0 | 0.00 | N | 0 |
| 04/2023 | 0.00 | N | 0 | 0.00 | N | 0 | 0.00 | N | 0 | 0.00 | N | 0 | 0.00 | N | 0 |
| 03/2023 | 0.00 | N | 0 | 0.00 | N | 0 | 0.00 | N | 0 | 0.00 | N | 0 | 0.00 | N | 0 |
| 02/2023 | 0.00 | N | 0 | 0.00 | N | 0 | 0.00 | N | 0 | 0.00 | N | 0 | 0.00 | N | 0 |
| 01/2023 | 0.00 | N | 0 | 0.00 | N | 0 | 0.00 | N | 0 | 0.00 | N | 0 | 0.00 | N | 0 |
| 12/2022 | 0.00 | N | 0 | 0.00 | N | 0 | 0.00 | N | 0 | 0.00 | N | 0 | 0.00 | N | 0 |
| 11/2022 | 0.00 | N | 0 | 0.00 | N | 0 | 0.00 | N | 0 | 0.00 | N | 0 | 0.00 | N | 0 |
| 10/2022 | 0.00 | N | 0 | 0.00 | N | 0 | 0.00 | N | 0 | 0.00 | N | 0 | 0.00 | N | 0 |
| 09/2022 | 0.00 | N | 0 | 0.00 | N | 0 | 0.00 | N | 0 | 0.00 | N | 0 | 0.00 | N | 0 |
| 08/2022 | 0.00 | N | 0 | 0.00 | N | 0 | 0.00 | N | 0 | 0.00 | N | 0 | 0.00 | N | 0 |
| 07/2022 | 0.00 | N | 0 | 0.00 | N | 0 | 0.00 | N | 0 | 0.00 | N | 0 | 0.00 | N | 0 |
| 06/2022 | 0.00 | N | 0 | 0.00 | N | 0 | 0.00 | N | 0 | 0.00 | N | 0 | 0.00 | N | 0 |
| 05/2022 | 0.00 | N | 0 | 0.00 | N | 0 | 0.00 | N | 0 | 0.00 | N | 0 | 0.00 | N | 0 |
| 04/2022 | 0.00 | N | 0 | 0.00 | N | 0 | 0.00 | N | 0 | 0.00 | N | 0 | 0.00 | N | 0 |
| 03/2022 | 0.00 | N | 0 | 0.00 | N | 0 | 0.00 | N | 0 | 0.00 | N | 0 | 0.00 | N | 0 |
| 02/2022 | 0.00 | N | 0 | 0.00 | N | 0 | 0.00 | N | 0 | 0.00 | N | 0 | 0.00 | N | 0 |
| 01/2022 | 0.00 | N | 0 | 0.00 | N | 0 | 0.00 | N | 0 | 0.00 | N | 0 | 0.00 | N | 0 |

* BASIC Measures are the absolute SMS scores that are compared within each Safety Event Group to determine the BASIC Score percentiles.

KPI: BASIC Measures by Fleet Size and Cargo Group ToC

Fleet Size: 1-5 PUs

| Cargo Group (Companies) | Unsafe Driving | | Hours of Service | | Driver Fitness | | Controlled Substance | | Vehicle Maintenance | | HM Compliance | | Crash | |
|--------------------------|----------------|---------------|------------------|---------------|----------------|---------------|----------------------|---------------|---------------------|---------------|---------------|---------------|-------|---------------|
| | Avg. | Comp. to Avg. | Avg. | Comp. to Avg. | Avg. | Comp. to Avg. | Avg. | Comp. to Avg. | Avg. | Comp. to Avg. | Avg. | Comp. to Avg. | Avg. | Comp. to Avg. |
| Bulk Goods (253321) | 0.77 | Worse | 0.23 | Better | 0.13 | Better | 0.01 | Better | 1.72 | Worse | 0.01 | Better | 0.06 | Better |
| General Freight (489020) | 0.79 | Worse | 0.24 | Better | 0.20 | Better | 0.02 | Better | 1.90 | Worse | 0.01 | Better | 0.06 | Better |
| Refrigerated (65895) | 1.50 | Worse | 0.58 | Better | 0.16 | Better | 0.02 | Better | 2.60 | Worse | 0.01 | Better | 0.11 | Better |
| TEG TRANSPORTATION | 7.10 | | 0.00 | | 0.00 | | 0.00 | | 4.00 | | 0.00 | | 0.00 | |

Estimated ISS Score: 3 Pass ToC About the Inspection Selection System



Estimated ISS Score History - Table ToC

| Date | Estimated ISS Score | Recommendation | Algorithm |
|------------|---------------------|------------------|-----------------------------|
| 10/25/2024 | 3 | Pass | Safety Algorithm |
| 09/27/2024 | 3 | Pass | Safety Algorithm |
| 08/30/2024 | 1 | Pass | Safety Algorithm |
| 07/26/2024 | 1 | Pass | Safety Algorithm |
| 06/28/2024 | 1 | Pass | Safety Algorithm |
| 05/31/2024 | 1 | Pass | Safety Algorithm |
| 04/26/2024 | 4 | Pass | Safety Algorithm |
| 03/29/2024 | 5 | Pass | Safety Algorithm |
| 02/23/2024 | 1 | Pass | Safety Algorithm |
| 01/26/2024 | 1 | Pass | Safety Algorithm |
| 12/29/2023 | 1 | Pass | Safety Algorithm |
| 11/24/2023 | 1 | Pass | Safety Algorithm |
| 10/27/2023 | 1 | Pass | Safety Algorithm |
| 09/29/2023 | 1 | Pass | Safety Algorithm |
| 08/25/2023 | 1 | Pass | Safety Algorithm |
| 07/28/2023 | 1 | Pass | Safety Algorithm |
| 06/30/2023 | 72 | Optional Inspect | Insufficient Data Algorithm |
| 05/26/2023 | 66 | Optional Inspect | Insufficient Data Algorithm |
| 04/28/2023 | 67 | Optional Inspect | Insufficient Data Algorithm |
| 03/31/2023 | 65 | Optional Inspect | Insufficient Data Algorithm |
| 02/24/2023 | 65 | Optional Inspect | Insufficient Data Algorithm |
| 01/27/2023 | 66 | Optional Inspect | Insufficient Data Algorithm |
| 12/30/2022 | 64 | Optional Inspect | Insufficient Data Algorithm |
| 11/25/2022 | 63 | Optional Inspect | Insufficient Data Algorithm |
| 10/28/2022 | 63 | Optional Inspect | Insufficient Data Algorithm |
| 09/30/2022 | 63 | Optional Inspect | Insufficient Data Algorithm |
| 08/26/2022 | 63 | Optional Inspect | Insufficient Data Algorithm |
| 07/29/2022 | 63 | Optional Inspect | Insufficient Data Algorithm |
| 06/24/2022 | 63 | Optional Inspect | Insufficient Data Algorithm |
| 05/27/2022 | 63 | Optional Inspect | Insufficient Data Algorithm |
| 04/29/2022 | 63 | Optional Inspect | Insufficient Data Algorithm |
| 03/25/2022 | 63 | Optional Inspect | Insufficient Data Algorithm |
| 02/25/2022 | 63 | Optional Inspect | Insufficient Data Algorithm |
| 01/28/2022 | 63 | Optional Inspect | Insufficient Data Algorithm |

Investigation Results ToC

No Investigations reported on FMCSA website

Penalties History ToC

There is a problem with the Penalties data on FMCSA website.

Acute Critical Violations (Based on Investigations as per CSA Methodology Appendix A) ToC

No Data

No red flag violations in the last 24 months



| DOT Registration Information: The following information on this specific DOT # is from the Federal DOT (as of Operating Authority | | | | | |
|---|----------------------|---|-------------------------|-----------------------------|-------------------------------------|
| DOT Registration: 01/25/2022 | | Total Power Units: 3 | | Total Trucks: 3 | |
| | | | | Total Trailers: 4 | |
| | | | | Total Passenger Vehicles: 0 | |
| Status | Entity Type | Organization Type | Nation | Total Cars | Drivers / CDL Drivers |
| A | C | - | US | 0 | 4 / 4 |
| MCS-150 Date | Op Codes | Shipper Op Codes | Shipper HazMat Op Codes | Latest Review Type | Latest Review Document Number(Date) |
| 10/10/2024 | A | | | | () |
| MCS-150 Mileage (Year) | Record Update Date | Transports Hazmats | DOT Census Date | Recordable Accident Rate | Preventable Accident Rate |
| 250,000 (2023) | 10/10/2024 | N | 01/25/2022 | 0% | 0% |
| MCS-151 Mileage | Safety Rating (Date) | SEA Accident | SEA Driver | SEA Vehicle | SEA Management |
| 0 | None (None) | 0% | 0% | 0% | 0% |
| Classification Codes | | Cargo Carried (per MCS-150) | | | |
| Authorized-For-Hire | | General Freight, Fresh Produce, Refrigerated foods, Beverages, Paper products | | | |

| DOT MCS-150 History ToC | | | (as of 10/15/2024 DOT census) | | | | | | |
|-------------------------|--------------|-----------------|-------------------------------|-------------|---------|----------|----------------------|--------------|-----------------------------|
| Census Date | MCS-150 Date | MCS-150 Mileage | VMT Year | Power Units | Drivers | Trailers | Company Rep1 | Company Rep2 | Email |
| 10/15/2024 | 10/10/2024 | 250000 | 2023 | 3 | 4 | - | GURSHARAN SINGH GILL | | TEGTRANSPORTATION@GMAIL.COM |
| 8/9/2023 | 7/15/2023 | 127995 | 2022 | 2 | 2 | 2 | GURSHARAN SINGH GILL | | TEGTRANSPORTATION@GMAIL.COM |
| 6/9/2023 | 5/17/2023 | 127995 | 2022 | 1 | 2 | 1 | GURSHARAN SINGH GILL | | TEGTRANSPORTATION@GMAIL.COM |
| 1/9/2023 | 1/7/2023 | 127995 | 2022 | 1 | 2 | 1 | GURSHARAN SINGH GILL | | TEGTRANSPORTATION@GMAIL.COM |
| 2/9/2022 | 2/5/2022 | 1000 | 2021 | 1 | 1 | 1 | GURSHARAN SINGH GILL | | TEGTRANSPORTATION@GMAIL.COM |

| Crash Summary Chart ToC | Crashes Summary - Chart (based on all available crash data) |
|-------------------------|---|
| No Data | |

| Crashes Summary - Table (based on all available crash data) ToC | | | | | | | | | | |
|---|-------|---------------|-------------|--------------|--------------|--------------|--------------|--------------|--------------|----------------|
| | TOTAL | Last 6 months | 7-12 months | 13-18 months | 19-24 months | 25-30 months | 30-36 months | 37-41 months | 42-48 months | Over 49 months |
| Total Reportable | 0 | 0 | 0 | 0 | 0 | 0 | 0 | 0 | 0 | 0 |
| Fatalities | 0 | 0 | 0 | 0 | 0 | 0 | 0 | 0 | 0 | 0 |
| Injuries | 0 | 0 | 0 | 0 | 0 | 0 | 0 | 0 | 0 | 0 |
| Tow Away | 0 | 0 | 0 | 0 | 0 | 0 | 0 | 0 | 0 | 0 |
| With Citations | 0 | 0 | 0 | 0 | 0 | 0 | 0 | 0 | 0 | 0 |
| Federal Recordable | 0 | 0 | 0 | 0 | 0 | 0 | 0 | 0 | 0 | 0 |
| Preventable | 0 | 0 | 0 | 0 | 0 | 0 | 0 | 0 | 0 | 0 |
| Crash per Pwr Unit | - | 0.0% | 0.0% | 0.0% | 0.0% | 0.0% | 0.0% | 0.0% | 0.0% | - |



Inspection Summary ToC

The following inspection information is based on results for 24 months prior to: 11/20/2024. Please note that the total inspections number is not necessarily the total of the vehicle, driver and hazmat inspections, as one inspection may have included any combination of the below inspections.

| Overall | Vehicle | Driver | Hazmat |
|---|--|--|---|
| (Please note that the total inspections number is not necessarily the total of the vehicle, driver and hazmat inspections, as one inspection may have included any combination of the below inspections) Total Inspections: 10 Total Out of Service: 2 Out of Service: 20% National Average: 20.91% Difference: -0.91% | Total Inspections: 7 Total Out of Service: 2 Out of Service: 28.57% National Average: 24.66% Difference: 3.91% | Total Inspections: 10 Total Out of Service: 0 Out of Service: 0.00% National Average: 6.73% Difference: -6.73% | Total Inspections: 0 Total Out of Service: 0 Out of Service: 0.00% National Average: 3.12% Difference: -3.12% |

KPI: Inspection Viol OOS Rates by Cargo Group ToC

| Cargo Group | OVERALL | | VEHICLE | | DRIVER | | HAZMAT | |
|--------------------|---------|---------------------|---------|---------------------|---------|---------------------|---------|---------------------|
| | Average | Compared to Average | Average | Compared to Average | Average | Compared to Average | Average | Compared to Average |
| Bulk Goods | 24.22% | Better | 22.22% | Worse | 9.20% | Better | 0.16% | Better |
| General Freight | 28.79% | Better | 24.89% | Worse | 12.73% | Better | 0.23% | Better |
| Refrigerated | 22.89% | Better | 20.63% | Worse | 10.56% | Better | 0.07% | Better |
| TEG TRANSPORTATION | 20.0% | | 28.57% | | 0% | | 0% | |

FHWA Registration Information: The following data on this Motor Carrier is from the Federal Hwy Administration (as of 2/1/2024)

| Docket Number | DOT Number | Company Name | DBA Name | Address | City | State | Country | ZIP Code |
|---------------------|------------|--------------------|-----------------|-------------------|-------------------|------------------------------|-------------------|-----------------|
| MC1372319 | 3806861 | TEG TRANSPORTATION | | 2210 SOUTHWOOD DR | PITTSBURG | CA | US | 94565 |
| Phone Number | Fax Number | Mail Address | Mail City | Mail State | Mail Contry | Mail ZIP Code | Mail Phone Number | Mail Fax Number |
| (925)-698-2573 | | 2210 SOUTHWOOD DR | PITTSBURG | CA | US | 94565-4274 | | |
| Date of Last Change | Freight | Passenger | Household Goods | Active Authority | Pending Authority | Revocation Pending Authority | | |
| 2/1/2024 | Y | N | N | / Common / | / | / | | |

Insurance Required (as of 04/30/2024) ToC

| Docket Number | Insurance Type | Insurance Required | Insurance on File |
|---------------|----------------|--------------------|-------------------|
| MC1372319 | BIPD | \$750k | \$750k |
| MC1372319 | Cargo | No | No |
| MC1372319 | Bond | No | No |

Active / Pending Insurance (as of 04/30/2024)

| Docket Number | Form | Type | Insurance Carrier | Policy/Surety | Coverage From | Coverage To | Required | On File | Effective Date | Cancel Date |
|---------------|------|--------------|---------------------------------|---------------|---------------|-------------|----------|---------|----------------|-------------|
| MC1372319 | 91X | BIPD/Primary | SECURITY NATIONAL INSURANCE CO. | SMC1804604 | \$0k | \$750k | \$750k | \$750k | 02/01/2024 | - |



Insurance History (as of 04/30/2024)

| Docket Number | Form | Type | Insurance Carrier | Policy/Surety | Coverage From | Coverage To | Effective Date From | Effective Date To |
|---------------|------|--------------|---------------------------------|---------------|---------------|-------------|---------------------|----------------------|
| MC1372319 | 91X | BIPD/Primary | SECURITY NATIONAL INSURANCE CO. | SMC1804604 | \$0k | \$750k | 02/01/2023 | 02/01/2024 Cancelled |
| MC1372319 | 91X | BIPD/Primary | SECURITY NATIONAL INSURANCE CO. | SMC1804604 | \$0k | \$750k | 02/01/2022 | 02/01/2023 Cancelled |

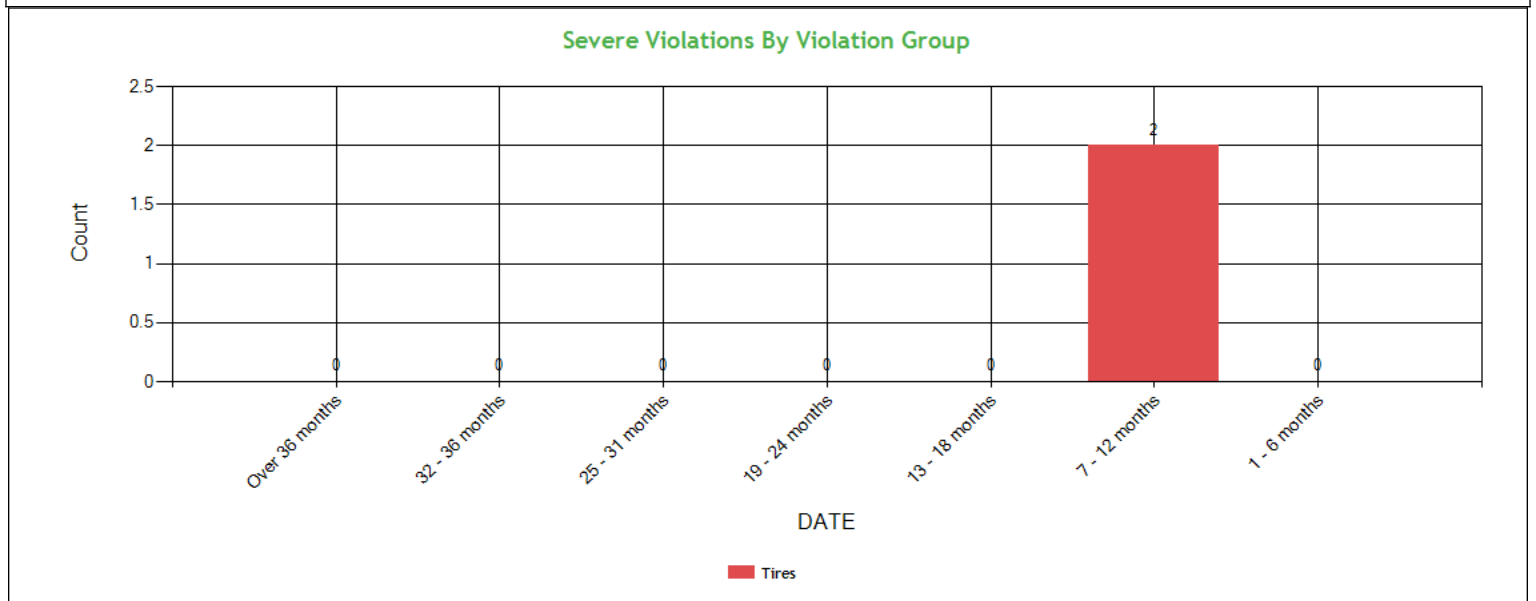
FHWA Authorities (as of 04/30/2024) ToC

| Docket# | L&I Name | Active Authority | Inactive Authority | Pending Authority | Revocation Pending Authority | Freight | Passenger | Household Goods |
|-----------|--------------------|------------------|--------------------|-------------------|------------------------------|---------|-----------|-----------------|
| MC1372319 | TEG TRANSPORTATION | Common / | | | | Yes | No | No |

Authority History (as of 04/30/2024)

| Docket Number | Sub | Auth Type | Original Action | Disposition |
|---------------|-----|-----------|--|--|
| MC1372319 | | COMMON | INVOLUNTARY REVOCATION 1/5/2024 12:00:00 AM | DISCONTINUED REVOCATION 1/31/2024 12:00:00 AM |
| MC1372319 | | COMMON | INVOLUNTARY REVOCATION 1/5/2023 12:00:00 AM | DISCONTINUED REVOCATION 2/1/2023 12:00:00 AM |
| MC1372319 | | COMMON | GRANTED 2/11/2022 12:00:00 AM | |

Severe Violations (i.e. those with >= 8 points) - Chart : 1 Violations 1 occurrences ToC





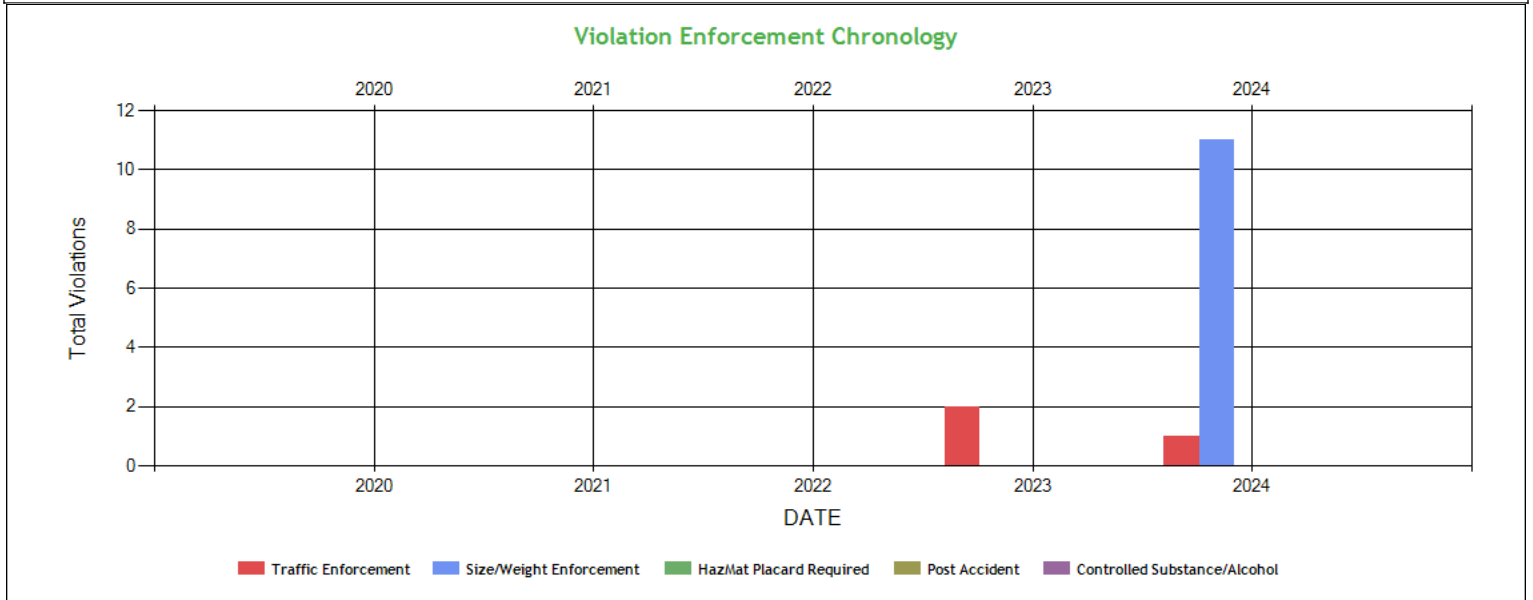
| Severe Violations (i.e. those with >= 8 points) - Table : 1 Violations 2 occurrences ToC | | | | | | | | | | | |
|--|--|----------|--------------|-------------|----------------|--------------|---------------|---------------|---------------|---------------|-----------------|
| Code | Description | Category | BASIC Weight | Total count | Last 6 month s | 7-12 month s | 13-18 month s | 19-24 month s | 25-31 month s | 32-36 month s | Over 36 month s |
| 393.75C | Tire -other tread depth less than 2/32 of inch | Tires | 8 | 2 | 0 | 2 | 0 | 0 | 0 | 0 | 0 |

| Violation Report ToC | | | | | | |
|--|------------------|---------------------|--|-----|-------------------|-----------------|
| Inspection Date | Inspection State | BASIC | Violation Description | OOS | VIN | Severity Points |
| 03/10/2024 | CA | Unsafe Driving | 392.2SLLS3 - State/Local Laws - Speeding 11-14 miles per hour over the speed limit | No | 1XKYDP9X0LJ307851 | 7 |
| 03/07/2024 | CA | Unsafe Driving | 392.2 - Operating a commercial motor vehicle not in accordance with the laws, ordinances, and regulations of the jurisdiction in which it is being operated - Unsafe Driving | No | 1XKYDP9X0LJ307851 | 0 |
| 03/07/2024 | CA | Vehicle Maintenance | 393.45B2UV - Brake Hose or Tubing Chafing and/or Kinking Under Vehicle | Yes | 1XKYDP9X0LJ307851 | 4 |
| 03/07/2024 | CA | Vehicle Maintenance | 393.9 - Inoperative required lamps | No | CB801094 | 2 |
| 03/07/2024 | CA | Vehicle Maintenance | 393.126 - Fail to ensure intermodal container secured | Yes | CB801094 | 1 |
| 03/07/2024 | CA | Vehicle Maintenance | 393.75C - Tire -other tread depth less than 2/32 of inch | No | CB801094 | 8 |
| 09/27/2023 | NM | Unsafe Driving | 392.2C - Failure to obey traffic control device | No | 1XKYDP9X0LJ307851 | 5 |
| 06/12/2023 | UT | Vehicle Maintenance | 393.45 - Brake tubing and hose adequacy | Yes | 1XKYDP9X0LJ307882 | 4 |
| No filters were applied when generating this report, see the live report for more options. | | | | | | |

| Violation Summary ToC | | | | | | |
|--|--------------------------------------|------------|--|-----------------|---------------------|-----------------|
| BASIC | Violation Group | Code | Description | # of Violations | # of OOS Violations | Severity Points |
| Vehicle Maintenance | Tires | 393.75C | Tire -other tread depth less than 2/32 of inch | 1 | 0 | 8 |
| Unsafe Driving | Speeding 3 | 392.2SLLS3 | State/Local Laws - Speeding 11-14 miles per hour over the speed limit | 1 | 0 | 7 |
| Unsafe Driving | Dangerous Driving | 392.2C | Failure to obey traffic control device | 1 | 0 | 5 |
| Vehicle Maintenance | Brakes, All Others | 393.45 | Brake tubing and hose adequacy | 1 | 1 | 4 |
| Vehicle Maintenance | Brakes, All Others | 393.45B2UV | Brake Hose or Tubing Chafing and/or Kinking Under Vehicle | 1 | 1 | 4 |
| Vehicle Maintenance | Clearance Identification Lamps/Other | 393.9 | Inoperative required lamps | 1 | 0 | 2 |
| Vehicle Maintenance | General Securement | 393.126 | Fail to ensure intermodal container secured | 1 | 1 | 1 |
| Unsafe Driving | Not used in SMS Calculation | 392.2 | Operating a commercial motor vehicle not in accordance with the laws, ordinances, and regulations of the jurisdiction in which it is being operated - Unsafe Driving | 1 | 0 | 0 |
| No filters were applied when generating this report, see the live report for more options. | | | | | | |



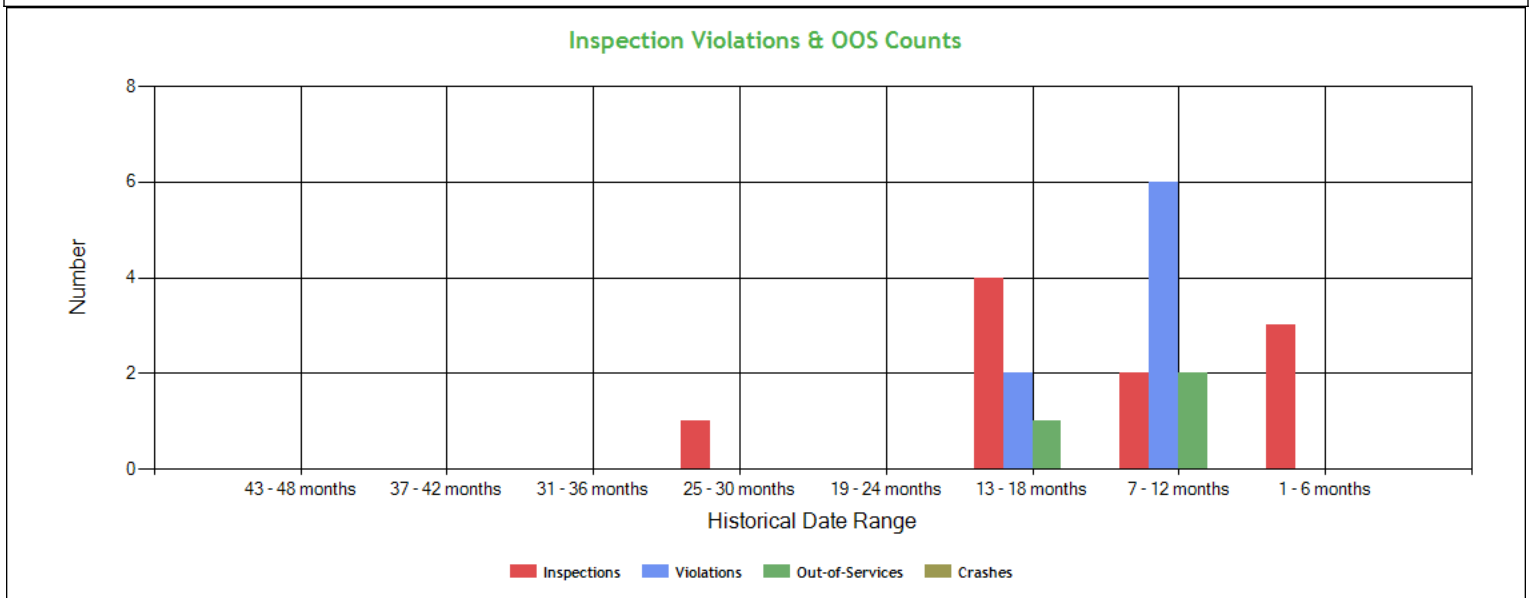
Violation Enforcement Chronology - Chart ToC



Violation Enforcement Chronology - Table ToC

| | 2020 | 2021 | 2022 | 2023 | 2024 |
|------------------------------|------|------|------|------|------|
| Traffic Enforcement | 0 | 0 | 0 | 2 | 1 |
| Size/Weight Enforcement | 0 | 0 | 0 | 0 | 11 |
| HazMat Placard Required | 0 | 0 | 0 | 0 | 0 |
| Post Accident | 0 | 0 | 0 | 0 | 0 |
| Controlled Substance/Alcohol | 0 | 0 | 0 | 0 | 0 |

Inspection Violations & OOS Counts - Chart ToC





Inspection Violations & OOS Counts - Table [ToC](#)

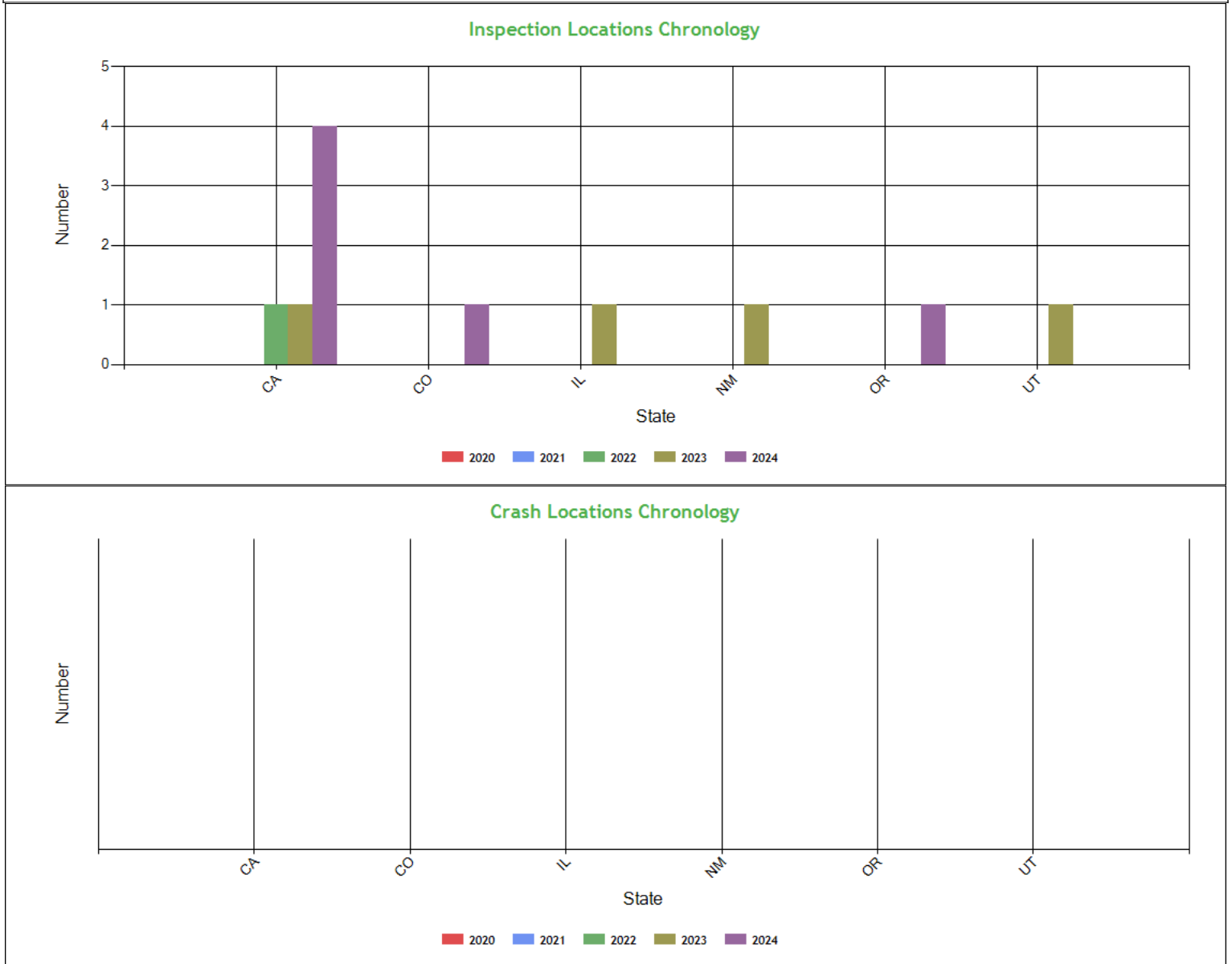
| Date Range | Inspections | Violations | Out-of-Services | Crashes |
|----------------|-------------|------------|-----------------|---------|
| TOTAL | 11 | 8 | 3 | 0 |
| 1 - 6 months | 3 | 0 | 0 | 0 |
| 7 - 12 months | 2 | 6 | 2 | 0 |
| 13 - 18 months | 4 | 2 | 1 | 0 |
| 19 - 24 months | 0 | 0 | 0 | 0 |
| 25 - 30 months | 1 | 0 | 0 | 0 |
| 31 - 36 months | 0 | 0 | 0 | 0 |
| 37 - 42 months | 0 | 0 | 0 | 0 |
| 43 - 48 months | 0 | 0 | 0 | 0 |

Radius of Operation (based on Inspections and Crashes during the past 3 years) [ToC](#)

| | Total | Drive between 0 and 50 miles radius | Drive between 51 and 200 miles radius | Drive between 201 and 300 miles radius | Drive between 301 and 400 miles radius | Drive between 401 and 500 miles radius | Drive between 501 and 600 miles radius | Drive beyond 600 miles radius |
|---|-------|---|---|--|--|--|--|-------------------------------------|
| Power Units (i.e. unique VINs) | 4 | 0 | 0 | 0 | 0 | 0 | 1 | 3 |
| Percent | 100% | 0% | 0% | 0% | 0% | 0% | 25% | 75% |



Inspection & Crash Locations - Chart [ToC](#)



Inspection & Crash Locations - Table [ToC](#)

| State | Inspections | | | | | Violations | | | | | Out-of-Services | | | | | Crashes | | | | |
|-------|-------------|------|------|------|------|------------|------|------|------|------|-----------------|------|------|------|------|---------|------|------|------|------|
| | 2020 | 2021 | 2022 | 2023 | 2024 | 2020 | 2021 | 2022 | 2023 | 2024 | 2020 | 2021 | 2022 | 2023 | 2024 | 2020 | 2021 | 2022 | 2023 | 2024 |
| TOTAL | 0 | 0 | 1 | 4 | 6 | 0 | 0 | 0 | 2 | 6 | 0 | 0 | 0 | 1 | 2 | 0 | 0 | 0 | 0 | 0 |
| CA | 0 | 0 | 1 | 1 | 4 | 0 | 0 | 0 | 0 | 6 | 0 | 0 | 0 | 0 | 2 | 0 | 0 | 0 | 0 | 0 |
| CO | 0 | 0 | 0 | 0 | 1 | 0 | 0 | 0 | 0 | 0 | 0 | 0 | 0 | 0 | 0 | 0 | 0 | 0 | 0 | 0 |
| IL | 0 | 0 | 0 | 1 | 0 | 0 | 0 | 0 | 0 | 0 | 0 | 0 | 0 | 0 | 0 | 0 | 0 | 0 | 0 | 0 |
| NM | 0 | 0 | 0 | 1 | 0 | 0 | 0 | 0 | 1 | 0 | 0 | 0 | 0 | 0 | 0 | 0 | 0 | 0 | 0 | 0 |
| OR | 0 | 0 | 0 | 0 | 1 | 0 | 0 | 0 | 0 | 0 | 0 | 0 | 0 | 0 | 0 | 0 | 0 | 0 | 0 | 0 |
| UT | 0 | 0 | 0 | 1 | 0 | 0 | 0 | 0 | 1 | 0 | 0 | 0 | 0 | 1 | 0 | 0 | 0 | 0 | 0 | 0 |



Hot Spot Summary ToC

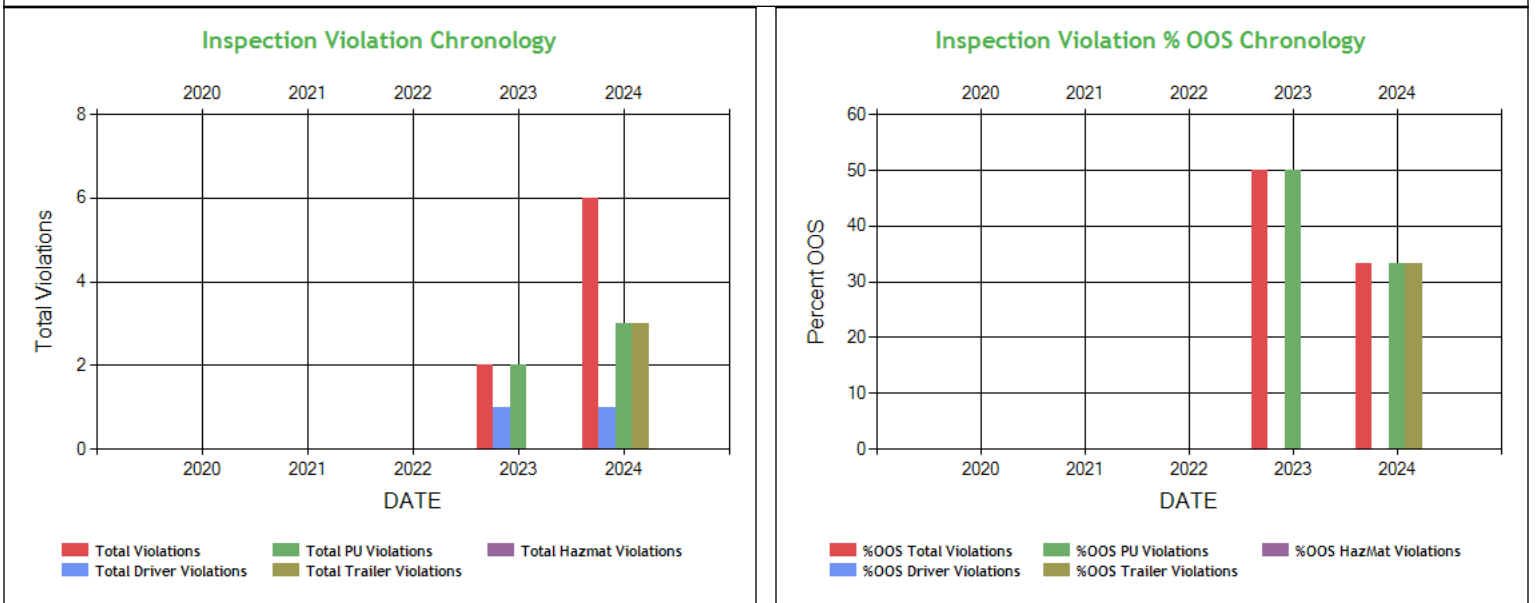
| Year | Month | Level 5 | Level 5 % | Level 4 | Level 4 % | Level 3 | Level 3 % | Level 2 | Level 2 % | Level 1 | Level 1 % | Level 0 | Level 0 % | Levels 1 - 5 | Levels 1 - 5 % |
|--------|-------------------|---------|-----------|---------|-----------|---------|-----------|---------|-----------|---------|-----------|---------|-----------|--------------|----------------|
| 2024 | October (Partial) | 1 | 16.67% | 0 | 0.00% | 0 | 0.00% | 0 | 0.00% | 0 | 0.00% | 0 | 0.00% | 1 | 16.67% |
| 2024 | September | 1 | 16.67% | 0 | 0.00% | 0 | 0.00% | 0 | 0.00% | 0 | 0.00% | 1 | 16.67% | 1 | 16.67% |
| 2024 | June | 0 | 0.00% | 0 | 0.00% | 0 | 0.00% | 0 | 0.00% | 0 | 0.00% | 1 | 16.67% | 0 | 0.00% |
| 2024 | March | 0 | 0.00% | 0 | 0.00% | 2 | 33.33% | 0 | 0.00% | 0 | 0.00% | 0 | 0.00% | 2 | 33.33% |
| Totals | | 2 | 33.34% | 0 | 0.00% | 2 | 33.33% | 0 | 0.00% | 0 | 0.00% | 2 | 33.34% | 4 | 66.67% |

Hot Spot Analysis

| State | County | Level | Count | Percentage |
|-------|---------|-------|-------|------------|
| CA | Kern | 5 | 2 | 33.33% |
| CA | Alameda | 3 | 2 | 33.33% |

Report generated using the last 12 full months of inspection data

Inspection Violation % OOS Chronology - Chart ToC

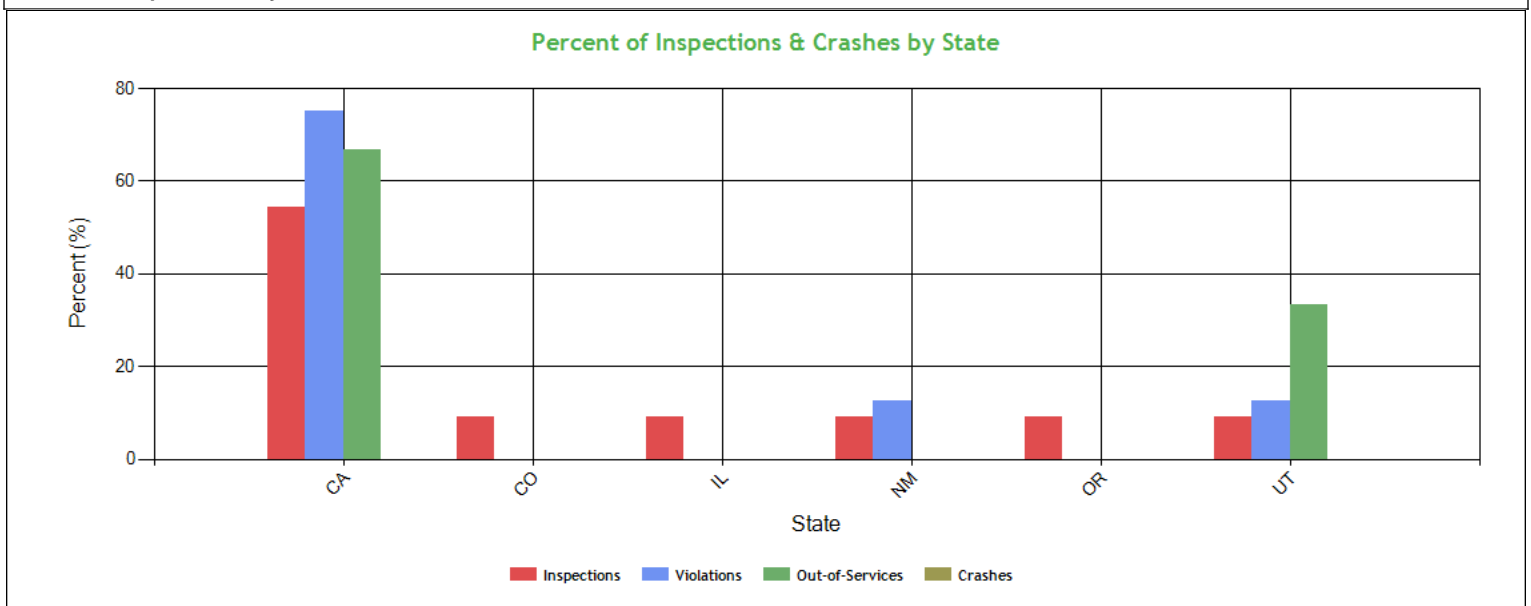


Inspection Violation % OOS Chronology - Table ToC

| | 2020 | 2021 | 2022 | 2023 | 2024 |
|-------------------------------|------|------|------|------|-------|
| Total Violations | 0 | 0 | 0 | 2 | 6 |
| Total Out Of Services | 0 | 0 | 0 | 1 | 2 |
| %OOS Total Violations | 0 | 0 | 0 | 50.0 | 33.33 |
| Total Driver Violations | 0 | 0 | 0 | 1 | 1 |
| Total Driver Out Of Services | 0 | 0 | 0 | 0 | 0 |
| %OOS Driver Violations | 0 | 0 | 0 | 0 | 0 |
| Total PU Violations | 0 | 0 | 0 | 2 | 3 |
| Total PU Out Of Services | 0 | 0 | 0 | 1 | 1 |
| %OOS PU Violations | 0 | 0 | 0 | 50.0 | 33.33 |
| Total Trailer Violations | 0 | 0 | 0 | 0 | 3 |
| Total Trailer Out Of Services | 0 | 0 | 0 | 0 | 1 |
| %OOS Trailer Violations | 0 | 0 | 0 | 0 | 33.33 |
| Total Hazmat Violations | 0 | 0 | 0 | 0 | 0 |
| Total Hazmat Out Of Services | 0 | 0 | 0 | 0 | 0 |
| %OOS HazMat Violations | 0 | 0 | 0 | 0 | 0 |



Percent of Insp & Crash by State - Chart ToC



Percent of Insp & Crash by State - Table (based on Inspection data from the last 4 years) ToC

| State | Inspections | | Violations | | Out-of-Services | | Crashes | |
|-------|-------------|---------|------------|---------|-----------------|---------|---------|---------|
| | Total | Percent | Total | Percent | Total | Percent | Total | Percent |
| | 11 | 100 | 8 | 100 | 3 | 100 | 0 | 100 |
| CA | 6 | 54.5 | 6 | 75 | 2 | 66.7 | 0 | 0 |
| CO | 1 | 9.1 | 0 | 0 | 0 | 0 | 0 | 0 |
| IL | 1 | 9.1 | 0 | 0 | 0 | 0 | 0 | 0 |
| NM | 1 | 9.1 | 1 | 12.5 | 0 | 0 | 0 | 0 |
| OR | 1 | 9.1 | 0 | 0 | 0 | 0 | 0 | 0 |
| UT | 1 | 9.1 | 1 | 12.5 | 1 | 33.3 | 0 | 0 |

VIN Insp Summary by State (based on inspection from the last 2 years) ToC

| VIN | Insp | Viol Pts | Counts in each State | | | | | | | | | | | |
|-------------------|-------------|-------------|----------------------|----------|------|----------|------|----------|------|----------|------|----------|------|----------|
| | | | CA | | CO | | IL | | NM | | OR | | UT | |
| | | | Insp | Viol Pts | Insp | Viol Pts | Insp | Viol Pts | Insp | Viol Pts | Insp | Viol Pts | Insp | Viol Pts |
| TOTALS | 45/ 116* | 11/ 31** | 6 | 22 | 1 | 0 | 1 | 0 | 1 | 5 | 1 | 0 | 1 | 4 |
| 1XKYDP9X0LJ307851 | 5 | 16 | 3 | 11 | 0 | 0 | 1 | 0 | 1 | 5 | 0 | 0 | 0 | 0 |
| 1XKYDP9X0LJ307882 | 3 | 4 | 2 | 0 | 0 | 0 | 0 | 0 | 0 | 0 | 0 | 0 | 1 | 4 |
| 1JJV532D3LL173966 | 2 | 0 | 1 | 0 | 1 | 0 | 0 | 0 | 0 | 0 | 0 | 0 | 0 | 0 |
| 3AKJHHDR0MSLR5089 | 2 | 0 | 1 | 0 | 1 | 0 | 0 | 0 | 0 | 0 | 0 | 0 | 0 | 0 |
| 1GRAA0623JK285086 | 1 | 0 | 0 | 0 | 0 | 0 | 0 | 0 | 0 | 0 | 1 | 0 | 0 | 0 |
| 1JJV532D6NL307937 | 1 | 0 | 1 | 0 | 0 | 0 | 0 | 0 | 0 | 0 | 0 | 0 | 0 | 0 |
| 1UYVS2532P2659003 | 1 | 0 | 0 | 0 | 0 | 0 | 1 | 0 | 0 | 0 | 0 | 0 | 0 | 0 |
| 1UYVS2532P2793901 | 1 | 0 | 1 | 0 | 0 | 0 | 0 | 0 | 0 | 0 | 0 | 0 | 0 | 0 |
| 3H3V532KXPS500390 | 1 | 0 | 1 | 0 | 0 | 0 | 0 | 0 | 0 | 0 | 0 | 0 | 0 | 0 |
| 3XKYDP9X0LJ307851 | 1 | 0 | 0 | 0 | 0 | 0 | 0 | 0 | 0 | 0 | 1 | 0 | 0 | 0 |
| CB801094 | 1 | 11 | 1 | 11 | 0 | 0 | 0 | 0 | 0 | 0 | 0 | 0 | 0 | 0 |

*<Total number of inspections for these 11 VIN(s)>/n<Total number of inspections for these 6 state(s)>

**<Total severity sum for these 11 VIN(s)>/n<Total severity sum for these 6 state(s)>



| Violations By Unit Type ToC | | | |
|--|-----------------------|--------------------|--------------------|
| # of Violations: 8 Total Severity: 31 based on inspections in the last 2 years | | | |
| Violation Unit: Driver | # of Violations: 2 | Total Severity: 12 | % of Total: 38.71% |
| Viol. Group: Speeding 3 | # of Violations: 1 | Total Severity: 7 | % of Total: 22.58% |
| Violation | Number of Occurrences | Viol. Severity | Total Severity |
| 392.2SLLS3:State/Local Laws - Speeding 11-14 miles per hour o | 1 | 7 | 7 |
| Viol. Group: Dangerous Driving | # of Violations: 1 | Total Severity: 5 | % of Total: 16.13% |
| 392.2C:Failure to obey traffic control device | 1 | 5 | 5 |
| Violation Unit: Power Unit | # of Violations: 3 | Total Severity: 8 | % of Total: 25.81% |
| Viol. Group: Brakes All Others | # of Violations: 2 | Total Severity: 8 | % of Total: 25.81% |
| Violation | Number of Occurrences | Viol. Severity | Total Severity |
| 393.45:Brake tubing and hose adequacy | 1 | 4 | 4 |
| 393.45B2UV:Brake Hose or Tubing Chafing and/or Kinking Under | 1 | 4 | 4 |
| Viol. Group: Not used in SMS Calculation | # of Violations: 1 | Total Severity: 0 | % of Total: 0% |
| 392.2:Operating a commercial motor vehicle not in accord | 1 | 0 | 0 |
| Violation Unit: Trailer | # of Violations: 3 | Total Severity: 11 | % of Total: 35.48% |
| Viol. Group: Tires | # of Violations: 1 | Total Severity: 8 | % of Total: 25.81% |
| Violation | Number of Occurrences | Viol. Severity | Total Severity |
| 393.75C:Tire -other tread depth less than 2/32 of inch | 1 | 8 | 8 |
| Viol. Group: Clearance Identification Lamps/Other | # of Violations: 1 | Total Severity: 2 | % of Total: 6.45% |
| 393.9:Inoperative required lamps | 1 | 2 | 2 |
| Viol. Group: General Securement | # of Violations: 1 | Total Severity: 1 | % of Total: 3.23% |
| 393.126:Fail to ensure intermodal container secured | 1 | 1 | 1 |

| Equipment Ownership ToCEquipment Ownership (based on MCS-150 dated 10/10/2024) | | | | | |
|--|--------|----------|----------|---------------|------|
| | Trucks | Tractors | Trailers | Motor Coaches | Vans |
| Owned | 0 | 3 | 0 | 0 | 0 |
| Term Leased | 0 | 0 | 4 | 0 | 0 |
| Trip Leased | 0 | 0 | 0 | 0 | 0 |
| Total No. | 0 | 3 | 4 | 0 | 0 |

| Equipment Details Power Units ToC | | | | | | | | | |
|-----------------------------------|------------------|------|-------------------|------------------------------|---------------|-------------|-------|-----|----------------|
| VIN | Latest Insp Date | Year | Make | Model | Body Class | Body Type | Axles | Len | Fuel Type |
| 1XKYDP9X0LJ3 07882 | 10/29/2024 | 2020 | KENWORTH | T680 | Truck-Tractor | - | - | - | Diesel |
| 3AKJHHDR0MS LR5089 | 09/18/2024 | 2021 | FREIGHTLINER | New Cascadia 126" Sleepercab | Truck-Tractor | - | - | - | Diesel |
| 1XKYDP9X0LJ3 07851 | 03/10/2024 | 2020 | KENWORTH | T680 | Truck-Tractor | - | - | - | Diesel |
| Equipment Details Trailers | | | | | | | | | |
| VIN | Latest Insp Date | Year | Make | Model | Body Class | Body Type | Axles | Len | Fuel Type |
| 3H3V532KXPS5 00390 | 10/29/2024 | 2023 | HYUNDAI OF MEXICO | Hyundai Translead Trailers | Trailer | Van Trailer | 2 | 53 | Not Applicable |
| 1JJV532D3LL17 3966 | 09/18/2024 | 2020 | WABASH NATIONAL | Dry Van Duraplate | Trailer | Van Trailer | 2 | 53 | - |
| 1GRAA0623JK2 85086 | 09/04/2024 | 2018 | GREAT DANE | Great Dane Trailers | - | - | 2 | 53 | - |
| 1UYVS2532P27 93901 | 09/27/2023 | 2023 | UTILITY | Utility Trailer Manufacturer | Trailer | Van Trailer | 2 | 53 | - |
| 1UYVS2532P26 59003 | 06/30/2023 | 2023 | UTILITY | Utility Trailer Manufacturer | Trailer | Van Trailer | 2 | 53 | - |
| 1JJV532D6NL30 7937 | 05/26/2022 | 2022 | WABASH NATIONAL | Dry Van Duraplate | Trailer | Van Trailer | 2 | 53 | Not Applicable |



Vehicle Age ToC

| Year | # Power Units | PU Percentage | # Trailers | Trailres Percentage |
|------|---------------|---------------|------------|---------------------|
| 2023 | 0 | 0.00% | 3 | 60.00% |
| 2021 | 1 | 33.33% | 0 | 0.00% |
| 2020 | 2 | 66.67% | 1 | 20.00% |
| 2018 | 0 | 0.00% | 1 | 20.00% |

Based on 24 months of inspection data, see the live report for more options

States of Power Unit Registrations ToC

| State | CA | CO | IL | NM | OR | UT |
|-----------------------|----|----|----|----|----|----|
| Number of Power Units | 3 | 1 | 1 | 1 | 1 | 1 |

Equipment Acquisitions - Table ToC

| | Power Units inspected for 1st time in past 12 months | Power Units inspected for 1st time in past 24 months | Power Units inspected during entire date range | Trailers inspected for 1st time in past 12 months | Trailers inspected for 1st time in past 24 months | Trailers inspected during entire date range |
|-----------------------|--|--|--|---|---|---|
| Unique VINs | 4 | 4 | 4 | 4 | 6 | 7 |
| Unique License Plates | 4 | 4 | 4 | 4 | 6 | 7 |
| License Plate States | 2 | 2 | 2 | 4 | 5 | 5 |

Driver Details ToC Driver Details (based on MCS-150 dated 10/10/2024)

| | Within 100 mi | Beyond 100 mi | TOTAL |
|----------------------|---------------|---------------|-------|
| # Drivers Interstate | 0 | 4 | 4 |
| # Drivers Intrastate | 0 | 0 | 0 |
| TOTAL | 0 | 4 | / |

Avg. # Trip Lease Drivers/Mo: 0 # Drivers Grand Total: 4 # Drivers Commercially Licensed: 4

Shared VIN Summary ToC

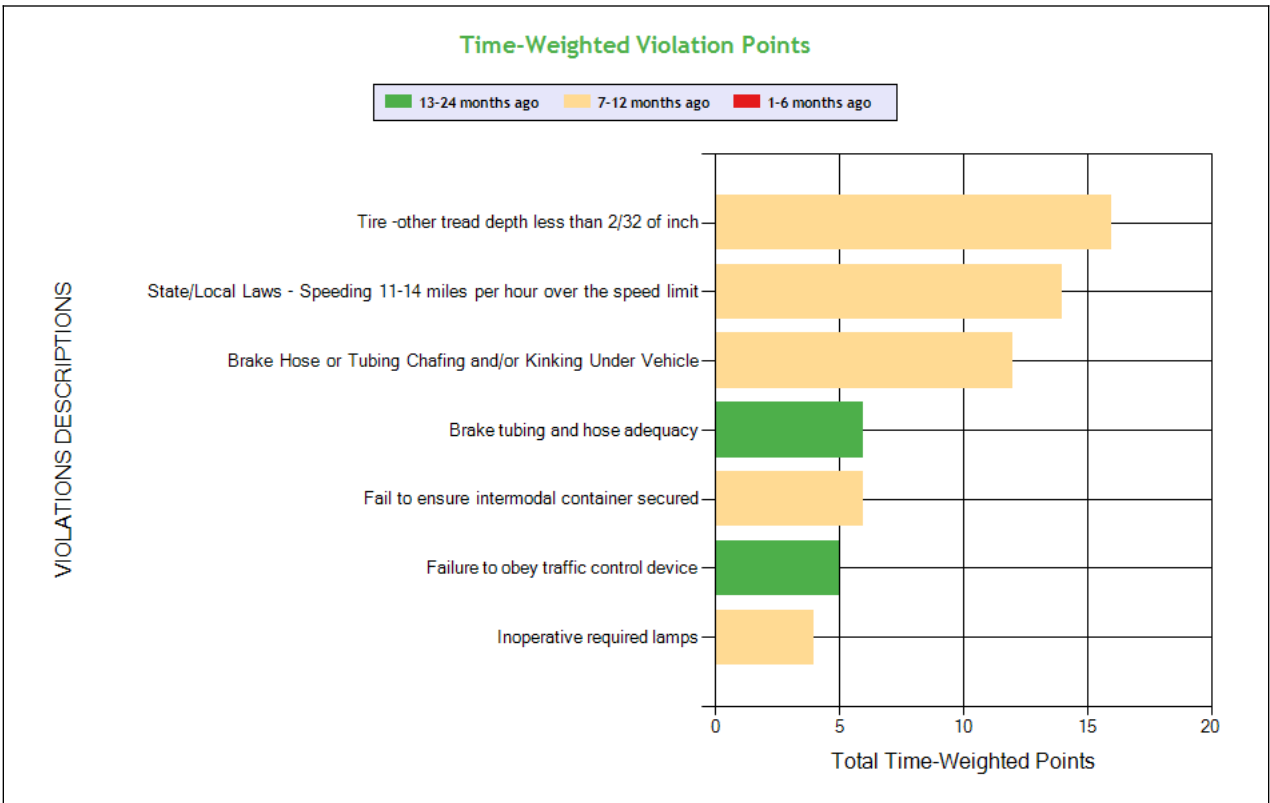
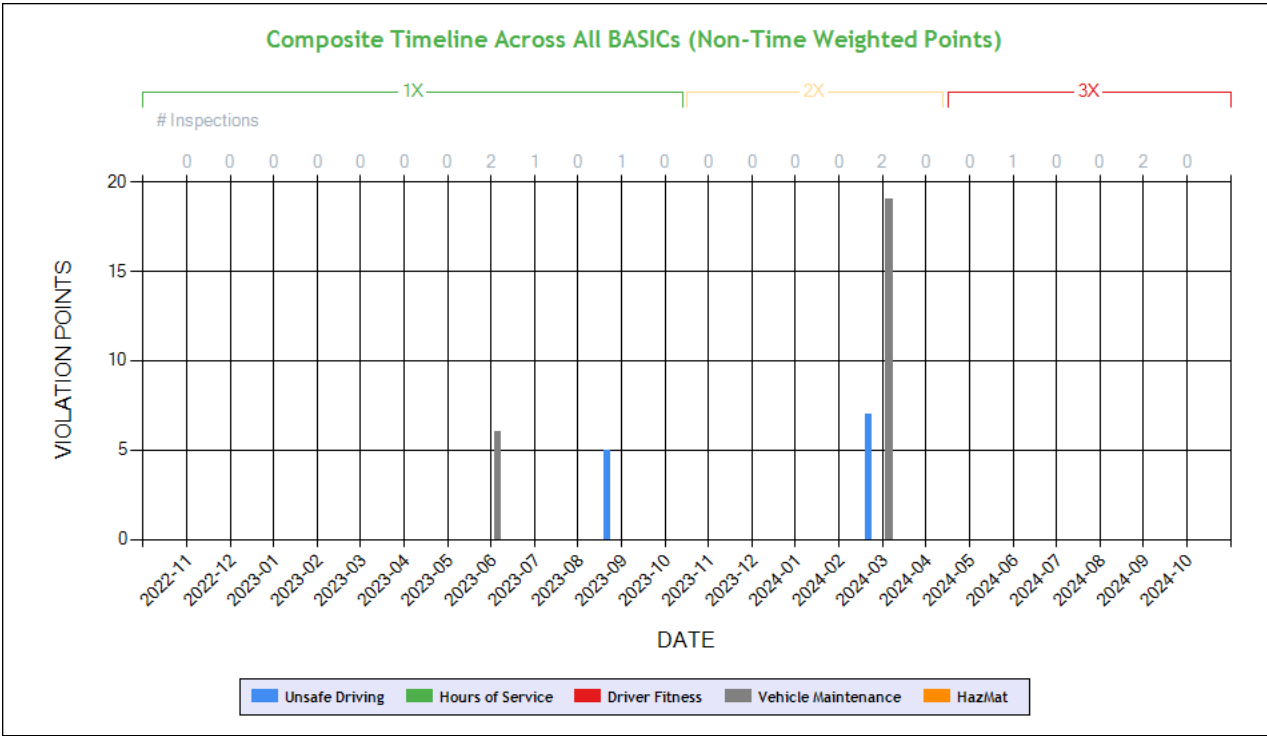
No Data

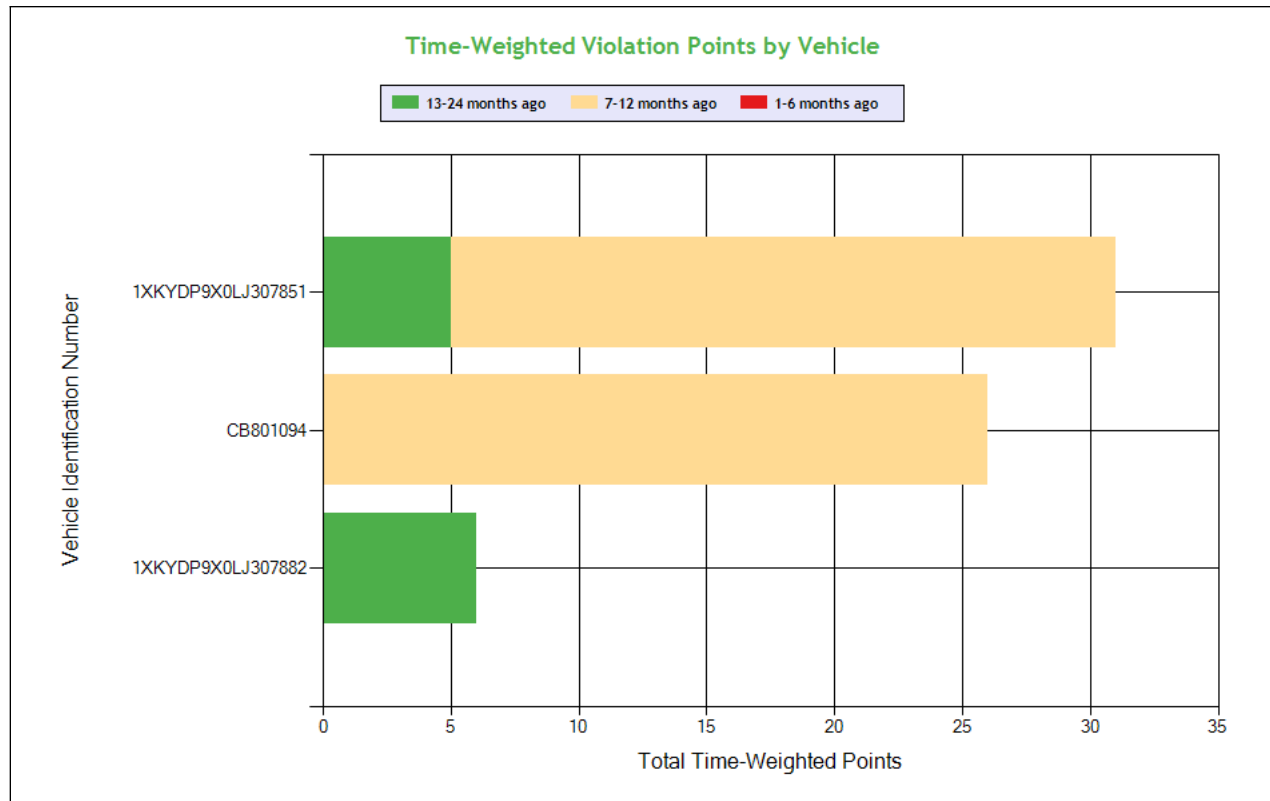
SHIPPERS DETAIL ToC based on Inspection results for the last 4 years

| Shipper Name | Number of Inspections | Shipper Name | Number of Inspections |
|-----------------------|-----------------------|-----------------------|-----------------------|
| No Shipper listed | 3 | AMAZON | 1 |
| ANHEUSER BUSCH LLC | 1 | ASPIRE BAKERIES | 1 |
| FIELD FRESH | 1 | LAGUNITAS BREWING CO. | 1 |
| TEG TRANSPORT | 1 | TEG TRANSPORTATION | 1 |
| US PL CABAZON FACTORY | 1 | | |



Carrier Underwriting Report Safety Summary ToC





See the Excel file for the complete analysis

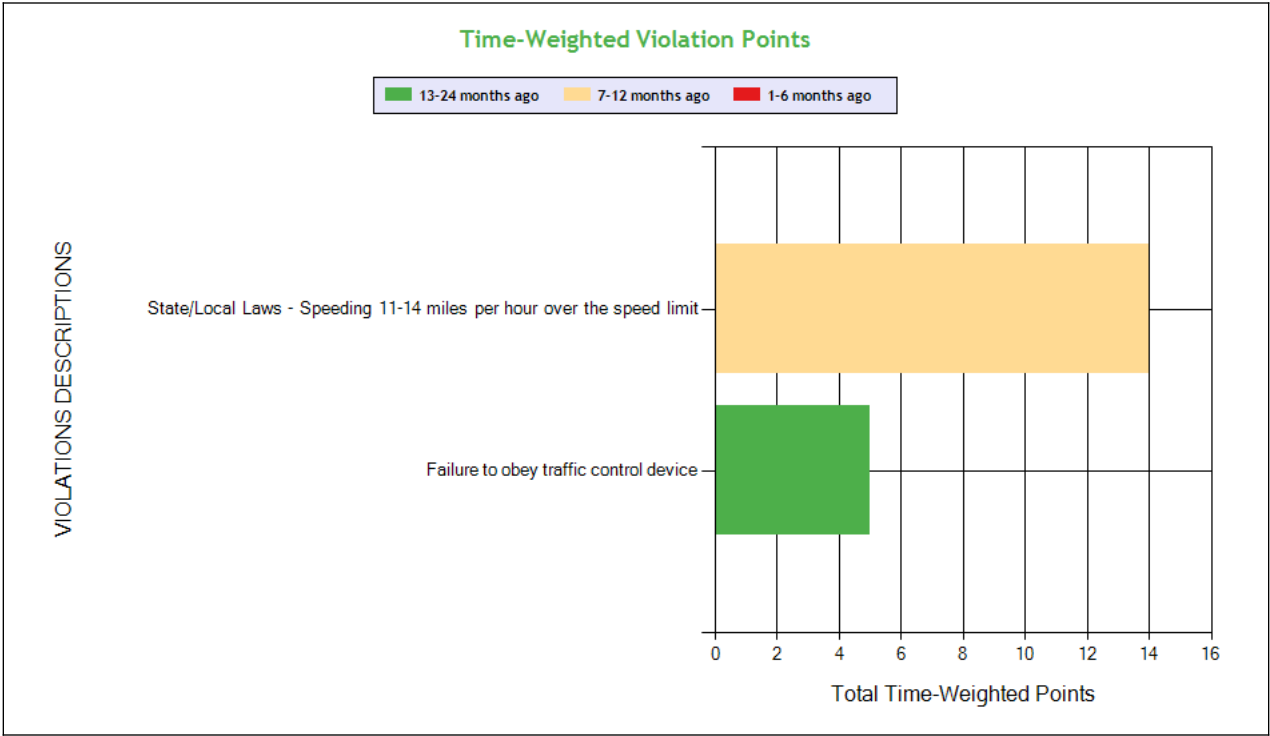
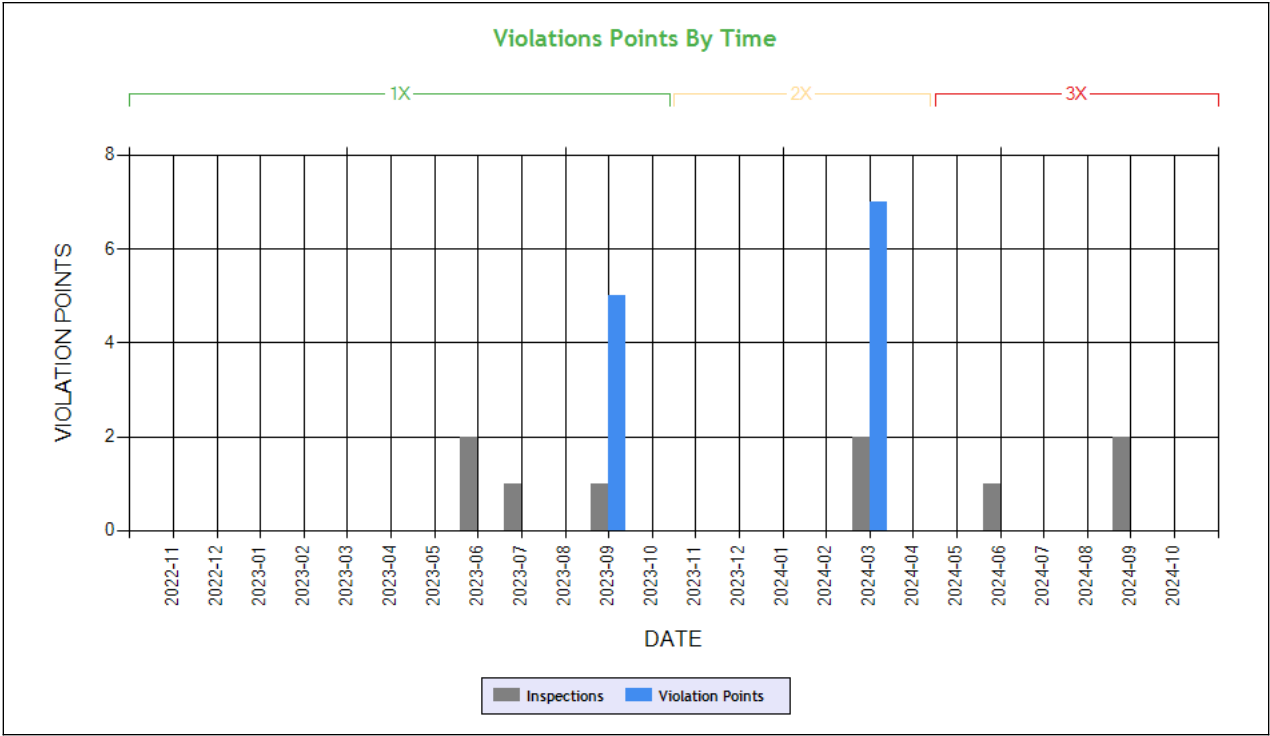
Violations is in (1-6/7-12/13-24mo)

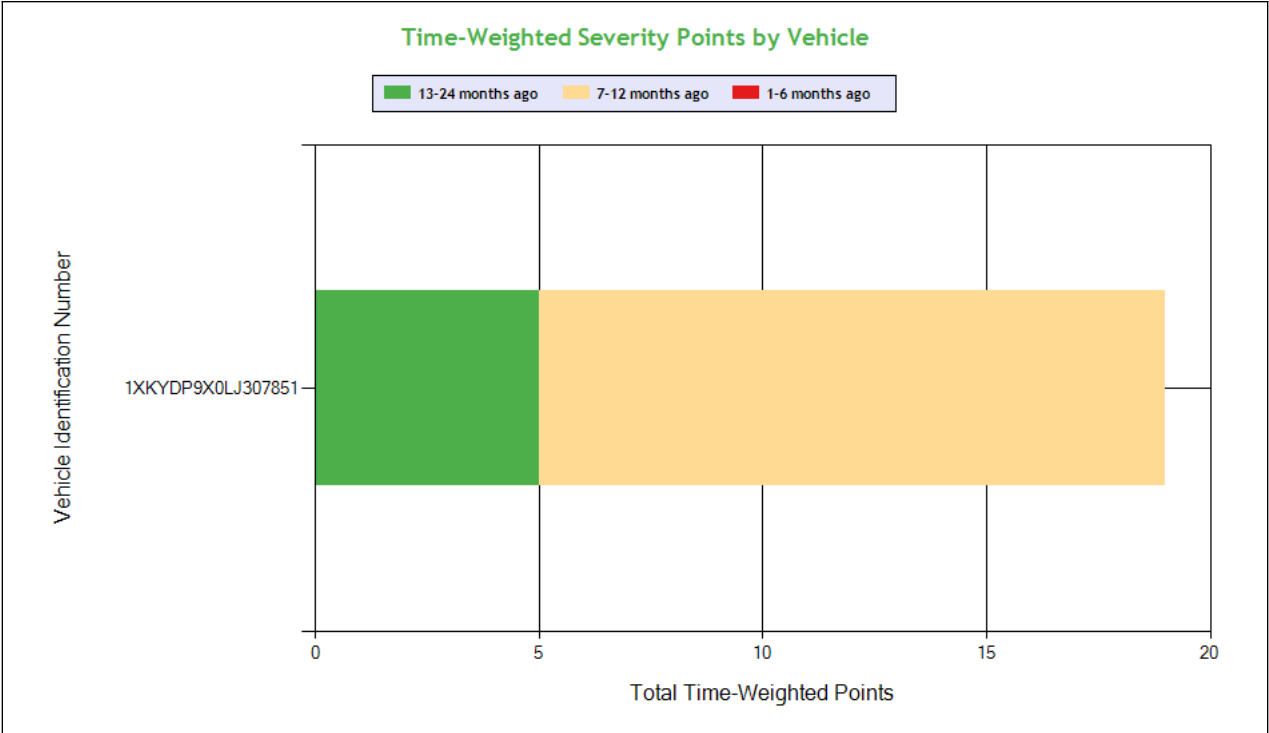
| Shaded = Out Of Service Violation | | | | | | | | | |
|-----------------------------------|-----------------------------------|--|--|---|---|---|--------------------------------|--|--------------------------------------|
| Violation Group | | | Tires | Speeding 3 | Brakes, All Others | General Securement | Brakes, All Others | Dangerous Driving | Clearance Identification Lamps/Other |
| Violation Description | Total Time-weighted Points by VIN | % of Total Time-weighted Points by VIN | Tire -other tread depth less than 2/32 of inch | State/Local Laws - Speeding 11-14 miles per hour over the speed limit | Brake Hose or Tubing Chafing and/or Kinking Under Vehicle | Fail to ensure intermodal container secured | Brake tubing and hose adequacy | Failure to obey traffic control device | Inoperative required lamps |
| Driver Resp | | | Yes | Yes | No | Yes | No | Yes | Yes |
| Total Time-weighted Points | | | 16 | 14 | 12 | 6 | 6 | 5 | 4 |
| % Total Time-Wt Pts | | | 25.40 | 22.22 | 19.05 | 9.52 | 9.52 | 7.94 | 6.35 |
| 1XKYDP9X0LJ307851 | 31 | 49.21 | | 14 (0/1/0) | 12 (0/1/0) | | | 5 (0/0/1) | |
| CB801094 | 26 | 41.27 | 16 (0/1/0) | | | 6 (0/1/0) | | | 4 (0/1/0) |
| 1XKYDP9X0LJ307882 | 6 | 9.52 | | | | | 6 (0/0/1) | | |



SAFETY ANALYSIS ToC

Unsafe Driving





See the Excel file for the complete analysis # Violations is in (1-6/7-12/13-24mo)

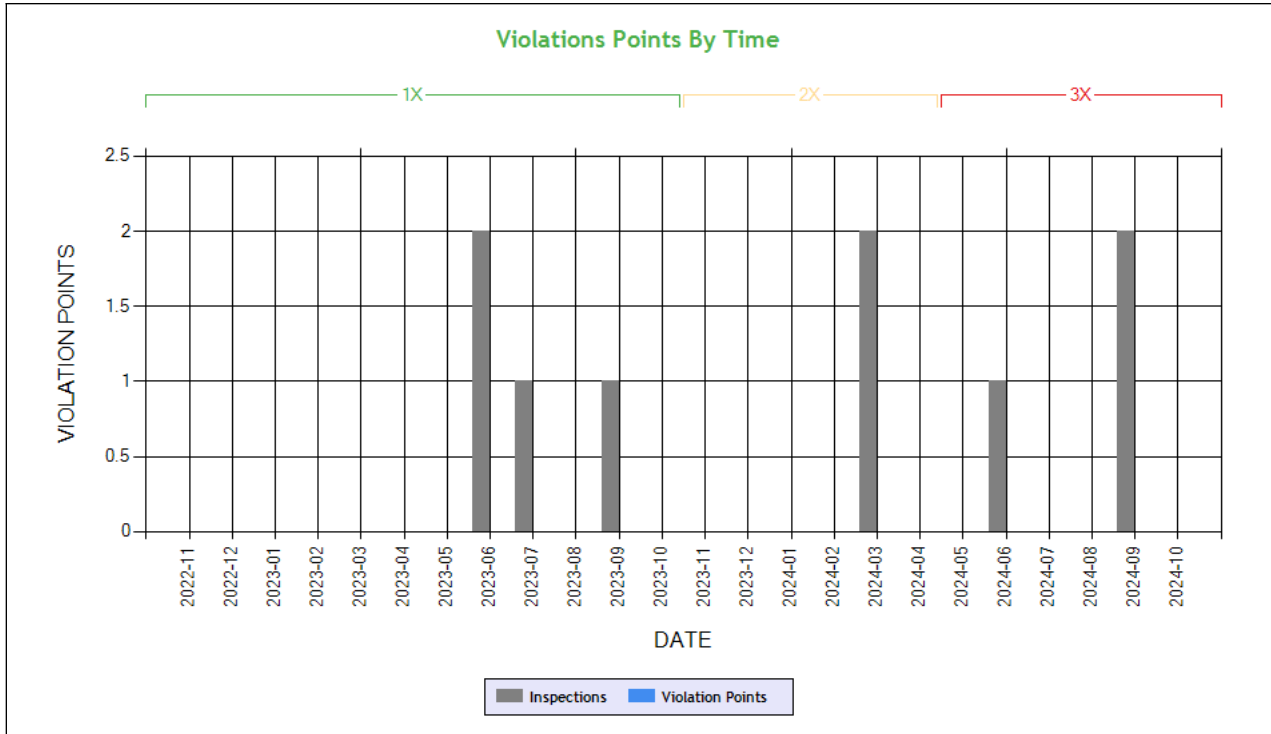
| Shaded = Out Of Service Violation | | | | |
|-----------------------------------|-----------------------------------|--|---|--|
| Violation Group | | | Speeding 3 | Dangerous Driving |
| Violation Description | Total Time-weighted Points by VIN | % of Total Time-weighted Points by VIN | State/Local Laws - Speeding 11-14 miles per hour over the speed limit | Failure to obey traffic control device |
| Driver Resp | | | Yes | Yes |
| Total Time-weighted Points | | | 14 | 5 |
| % Total Time-Wt Pts | | | 73.68 | 26.32 |
| 1XKYDP9X0LJ307851 | 19 | 100 | 14 (0/1/0) | 5 (0/0/1) |

HOS Compliance

Time-Weighted Violation Points - no data available to draw a chart
Time-Weighted Severity Points by Vehicle - no data available to draw a chart

See the Excel file for the complete analysis # Violations is in (1-6/7-12/13-24mo)

| Shaded = Out Of Service Violation | | |
|-----------------------------------|--|--|
| Violation Group | | |



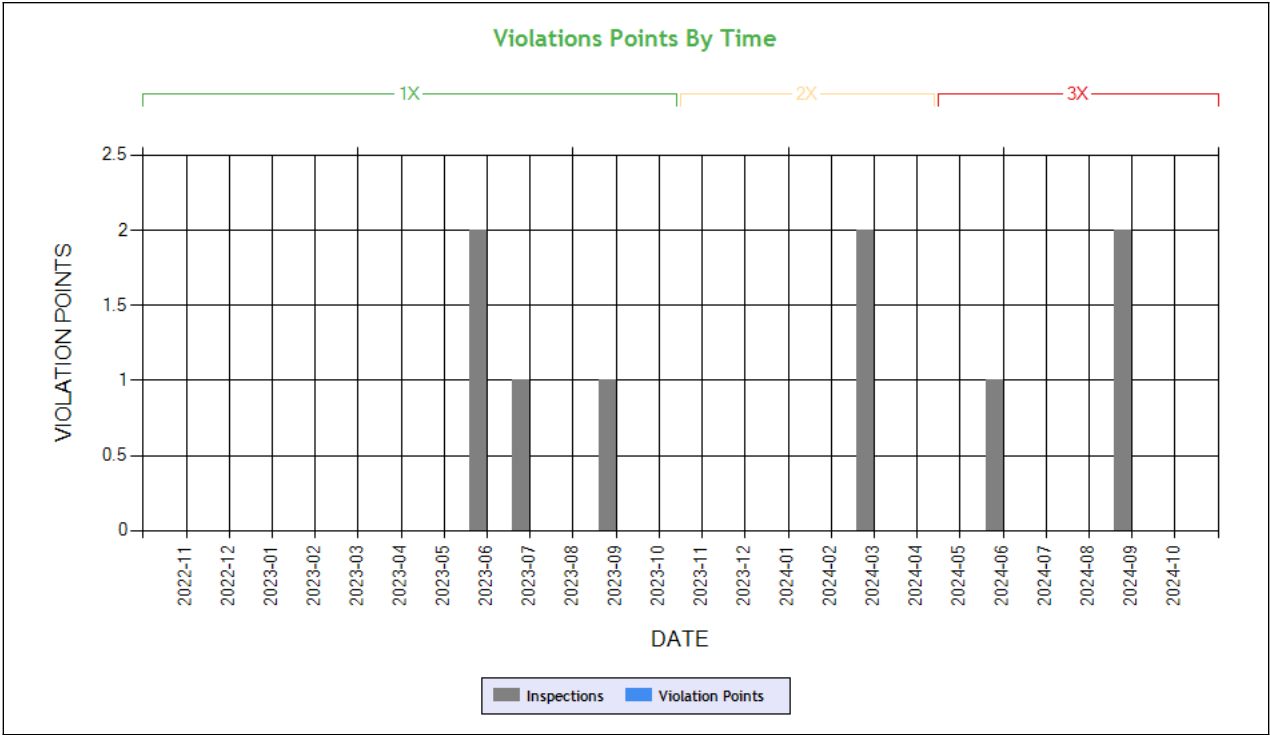
Carrier Software
 1-800-646-5152
 info@CarrierSoftware.com

CONFIDENTIAL - Intended for use by Amerigo Insurance Agency - Date: 11/21/2024
TEG TRANSPORTATION - DOT# 3806861 / MC1372319

| Violation Description | Total Time-weighted Points by VIN | % of Total Time-weighted Points by VIN |
|----------------------------|-----------------------------------|--|
| Driver Resp | | |
| Total Time-weighted Points | | |
| % Total Time-Wt Pts | | |



Driver Fitness



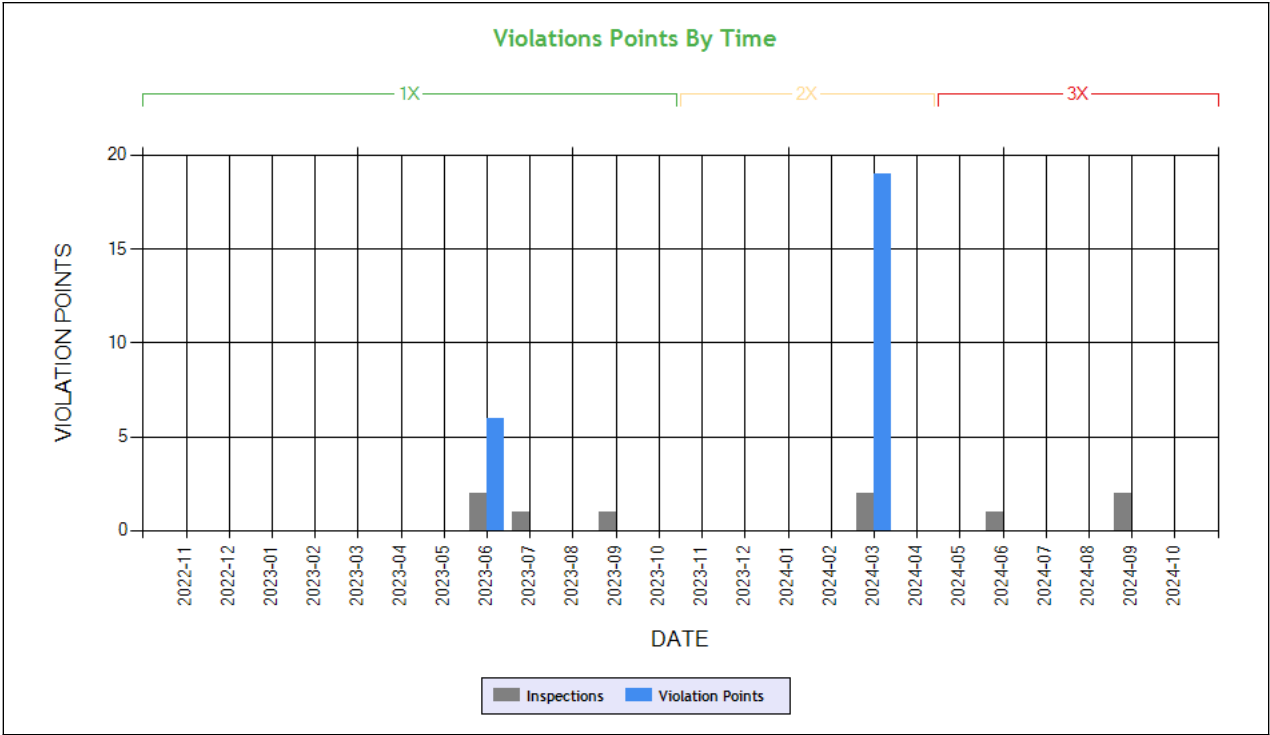
Time-Weighted Violation Points - no data available to draw a chart
Time-Weighted Severity Points by Vehicle - no data available to draw a chart

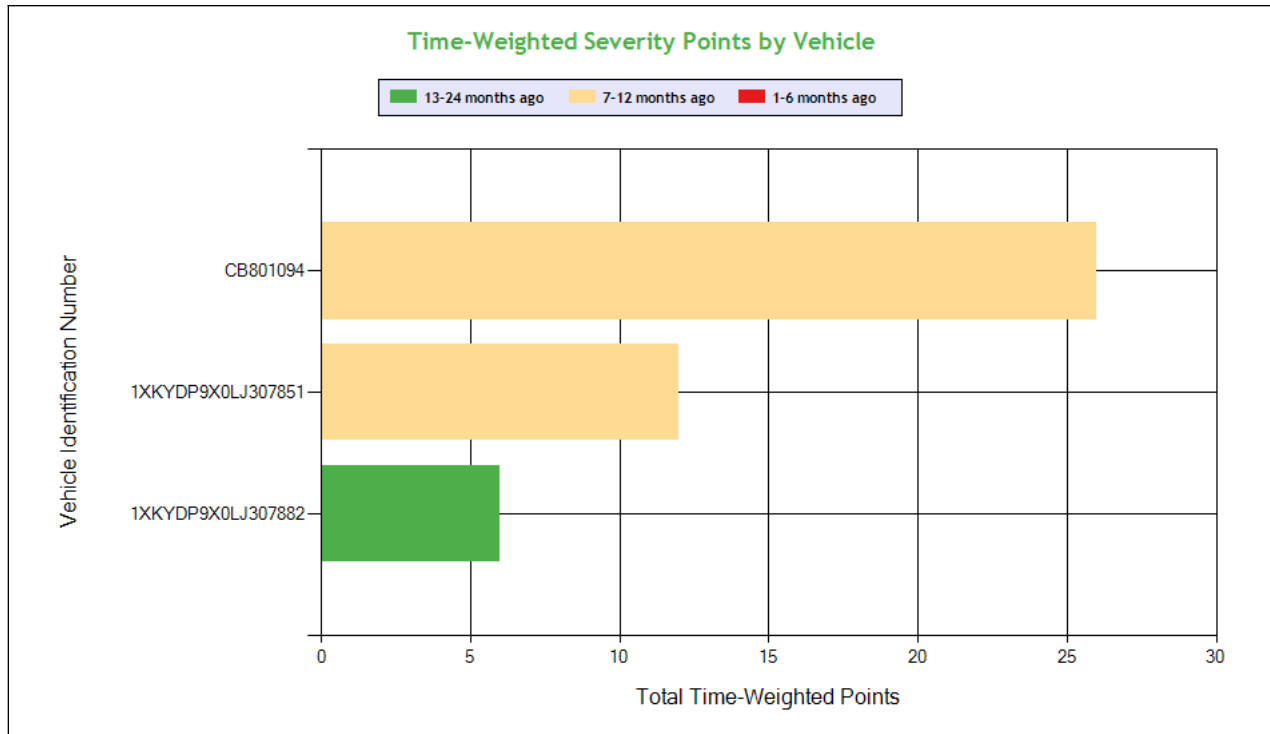
See the Excel file for the complete analysis # Violations is in (1-6/7-12/13-24mo)

| Shaded = Out Of Service Violation | | |
|-----------------------------------|-----------------------------------|--|
| Violation Group | | |
| Violation Description | Total Time-weighted Points by VIN | % of Total Time-weighted Points by VIN |
| Driver Resp | | |
| Total Time-weighted Points | | |
| % Total Time-Wt Pts | | |



Vehicle Maintenance





Carrier Software
1-800-646-5152
info@CarrierSoftware.com

CONFIDENTIAL - Intended for use by Amerigo Insurance Agency - Date: 11/21/2024

TEG TRANSPORTATION - DOT# 3806861 / MC1372319

See the Excel file for the complete analysis

Violations is in (1-6/7-12/13-24mo)

| Shaded = Out Of Service Violation | | | | | | | |
|-----------------------------------|-----------------------------------|--|--|---|---|--------------------------------|--------------------------------------|
| Violation Group | | | Tires | Brakes, All Others | General Securement | Brakes, All Others | Clearance Identification Lamps/Other |
| Violation Description | Total Time-weighted Points by VIN | % of Total Time-weighted Points by VIN | Tire -other tread depth less than 2/32 of inch | Brake Hose or Tubing Chafing and/or Kinking Under Vehicle | Fail to ensure intermodal container secured | Brake tubing and hose adequacy | Inoperative required lamps |
| Driver Resp | | | Yes | No | Yes | No | Yes |
| Total Time-weighted Points | | | 16 | 12 | 6 | 6 | 4 |
| % Total Time-Wt Pts | | | 36.36 | 27.27 | 13.64 | 13.64 | 9.09 |
| CB801094 | 26 | 59.09 | 16 (0/1/0) | | 6 (0/1/0) | | 4 (0/1/0) |
| 1XKYDP9X0LJ307851 | 12 | 27.27 | | 12 (0/1/0) | | | |
| 1XKYDP9X0LJ307882 | 6 | 13.64 | | | | 6 (0/0/1) | |

COLOR CODED CRASH TABLE ToC

No crashes have been reported by the DOT on this Motor Carrier

INSPECTIONS WITH SHARED EQUIPMENT:

No Data



LEGEND

Vehicle Information

Inspection for DOT # being analyzed

Inspection for Different DOT #

Crash Information for specific VIN

INSPECTION DETAILS for ALL Inspections

PDF shows the first 100 Power Unit & Trailer VINs with most recent inspections using data from the last 4 years

POWER UNIT Inspections Section

| | | | | | | | | |
|------------------------|--------------|----------------------|----------------|---|----------|------------|-------------------|----------|
| VIN: 1XKYDP9X0LJ307882 | | | | Unit: Truck Tractor | | Year: 2020 | Make: KENWORTH | |
| Crash Report No. | DOT | Date | State | Fatalities | Injuries | Tow Away | Vehicles Involved | |
| CA4802201841 | 3748265 | 09/19/2022 | CA | 0 | 0 | Yes | 2 | |
| DOT No: 3806861 | | Docket No: MC1372319 | | Name: TEG TRANSPORTATION | | | Interstate: Yes | |
| Date | Unit License | Unit Lic State | Violation Unit | Violation Description | | Severity | OOS | Citation |
| 10/29/2024 | YP88141 | CA | - | - | | - | - | - |
| 07/21/2023 | YP88141 | CA | - | - | | - | - | - |
| 06/12/2023 | YP88141 | CA | 1 | 393.45 - Brake tubing and hose adequacy | | 4 | Yes | |
| DOT No: 3974534 | | Docket No: MC1486236 | | Name: D & S TRUCKLINE INC | | | Interstate: Yes | |
| Date | Unit License | Unit Lic State | Violation Unit | Violation Description | | Severity | OOS | Citation |
| 05/09/2023 | YP78843 | CA | - | - | | - | - | - |
| 03/07/2023 | YP78843 | CA | - | - | | - | - | - |
| DOT No: 1031258 | | Docket No: MC430316 | | Name: KELLE'S TRANSPORT SERVICE LLC | | | Interstate: Yes | |
| Date | Unit License | Unit Lic State | Violation Unit | Violation Description | | Severity | OOS | Citation |
| 08/27/2020 | Z072345 | UT | - | - | | - | - | - |

| | | | | | | | | |
|------------------------|--------------|----------------------|----------------|---|--|------------|--------------------|-----------|
| VIN: 3AKJHHDR0MSLR5089 | | | | Unit: Truck Tractor | | Year: 2021 | Make: FREIGHTLINER | |
| DOT No: 3806861 | | Docket No: MC1372319 | | Name: TEG TRANSPORTATION | | | Interstate: Yes | |
| Date | Unit License | Unit Lic State | Violation Unit | Violation Description | | Severity | OOS | Citation |
| 09/18/2024 | ZP31402 | CA | - | - | | - | - | - |
| 06/25/2024 | ZP31402 | CA | - | - | | - | - | - |
| DOT No: 53467 | | Docket No: MC138328 | | Name: WERNER ENTERPRISES INC | | | Interstate: Yes | |
| Date | Unit License | Unit Lic State | Violation Unit | Violation Description | | Severity | OOS | Citation |
| 04/30/2024 | W32982 | NE | 1 | 393.75A3 - Tire -flat and/or audible air leak | | 8 | Yes | DA306863 |
| 04/30/2024 | W32982 | NE | - | - | | - | - | - |
| 02/27/2024 | W32982 | NE | D | 392.2SLL | | 0 | No | 4A0188146 |
| 02/27/2024 | W32982 | NE | 1 | 393.75A3TAOL - TIRES - ALL OTHERS LEAKING OR INFLATION LESS THAN 50% OF THE MAXIMUM INFLATION PRESSURE. | | 8 | Yes | |
| 02/27/2024 | W32982 | NE | 1 | 393.45B2BAIR - AIR BRAKE - HOSE/TUBING DAMAGED OR NOT SECURED. | | 4 | Yes | |
| 06/09/2023 | W32982 | NE | D | 395.8ANONELD - No record of duty status when one is required (ELD Not Required) | | 5 | No | |
| 08/26/2022 | W32982 | NE | - | - | | - | - | - |

| | | | | | | | | |
|------------------------|--------------|----------------------|----------------|--------------------------|--|------------|-----------------|----------|
| VIN: 3XKYDP9X0LJ307851 | | | | Unit: Truck Tractor | | Year: 2020 | Make: | |
| DOT No: 3806861 | | Docket No: MC1372319 | | Name: TEG TRANSPORTATION | | | Interstate: Yes | |
| Date | Unit License | Unit Lic State | Violation Unit | Violation Description | | Severity | OOS | Citation |
| 09/04/2024 | ZP39334 | OR | - | - | | - | - | - |



| | | | | | | | | |
|------------------------|--------------|----------------------|----------------|--|--|------------|-----------------|----------|
| VIN: 1XKYDP9X0LJ307851 | | | | Unit: Truck Tractor | | Year: 2020 | Make: KENWORTH | |
| DOT No: 3806861 | | Docket No: MC1372319 | | Name: TEG TRANSPORTATION | | | Interstate: Yes | |
| Date | Unit License | Unit Lic State | Violation Unit | Violation Description | | Severity | OOS | Citation |
| 03/10/2024 | YP47929 | CA | D | 392.2SLLS3 - State/Local Laws - Speeding 11-14 miles per hour over the speed limit | | 7 | No | LD59450 |
| 03/07/2024 | YP47929 | CA | 1 | 393.45B2UV - Brake Hose or Tubing Chafing and/or Kinking Under Vehicle | | 4 | Yes | |
| 03/07/2024 | YP47929 | CA | 1 | 392.2 - Operating a commercial motor vehicle not in accordance with the laws, ordinances, and regulations of the jurisdiction in which it is being operated - Unsafe Driving | | 0 | No | |
| 09/27/2023 | YP47929 | CA | D | 392.2C - Failure to obey traffic control device | | 5 | No | 9575760 |
| 06/30/2023 | YP47929 | CA | - | | | - | - | - |
| 05/26/2022 | YP47929 | CA | - | | | - | - | - |
| DOT No: 7989 | | Docket No: MC118089 | | Name: ROBERT HEATH TRUCKING LLC | | | Interstate: Yes | |
| Date | Unit License | Unit Lic State | Violation Unit | Violation Description | | Severity | OOS | Citation |
| 07/27/2020 | R423853 | TX | 1 | 393.78 - Windshield wipers inoperative/defective | | 1 | No | |
| 07/30/2019 | R423853 | TX | - | | | - | - | - |

TRAILER Inspections Section

| | | | | | | | | |
|------------------------|--------------|----------------------|----------------|---|----------|------------|-------------------|----------|
| VIN: 1XKYDP9X0LJ307882 | | | | Unit: Truck Tractor | | Year: 2020 | Make: KENWORTH | |
| Crash Report No. | DOT | Date | State | Fatalities | Injuries | Tow Away | Vehicles Involved | |
| CA4802201841 | 3748265 | 09/19/2022 | CA | 0 | 0 | Yes | 2 | |
| DOT No: 3806861 | | Docket No: MC1372319 | | Name: TEG TRANSPORTATION | | | Interstate: Yes | |
| Date | Unit License | Unit Lic State | Violation Unit | Violation Description | | Severity | OOS | Citation |
| 10/29/2024 | YP88141 | CA | - | | | - | - | - |
| 07/21/2023 | YP88141 | CA | - | | | - | - | - |
| 06/12/2023 | YP88141 | CA | 1 | 393.45 - Brake tubing and hose adequacy | | 4 | Yes | |
| DOT No: 3974534 | | Docket No: MC1486236 | | Name: D & S TRUCKLINE INC | | | Interstate: Yes | |
| Date | Unit License | Unit Lic State | Violation Unit | Violation Description | | Severity | OOS | Citation |
| 05/09/2023 | YP78843 | CA | - | | | - | - | - |
| 03/07/2023 | YP78843 | CA | - | | | - | - | - |
| DOT No: 1031258 | | Docket No: MC430316 | | Name: KELLE'S TRANSPORT SERVICE LLC | | | Interstate: Yes | |
| Date | Unit License | Unit Lic State | Violation Unit | Violation Description | | Severity | OOS | Citation |
| 08/27/2020 | Z072345 | UT | - | | | - | - | - |

| | | | | | | | | |
|------------------------|--------------|----------------------|----------------|------------------------------|--|------------|--------------------|----------|
| VIN: 3AKJHHDR0MSLR5089 | | | | Unit: Truck Tractor | | Year: 2021 | Make: FREIGHTLINER | |
| DOT No: 3806861 | | Docket No: MC1372319 | | Name: TEG TRANSPORTATION | | | Interstate: Yes | |
| Date | Unit License | Unit Lic State | Violation Unit | Violation Description | | Severity | OOS | Citation |
| 09/18/2024 | ZP31402 | CA | - | | | - | - | - |
| 06/25/2024 | ZP31402 | CA | - | | | - | - | - |
| DOT No: 53467 | | Docket No: MC138328 | | Name: WERNER ENTERPRISES INC | | | Interstate: Yes | |



| Date | Unit License | Unit Lic State | Violation Unit | Violation Description | Severity | OOS | Citation |
|------------|--------------|----------------|----------------|---|----------|-----|-----------|
| 04/30/2024 | W32982 | NE | 1 | 393.75A3 - Tire -flat and/or audible air leak | 8 | Yes | DA306863 |
| 04/30/2024 | W32982 | NE | - | - | - | - | - |
| 02/27/2024 | W32982 | NE | D | 392.2SLL | 0 | No | 4A0188146 |
| 02/27/2024 | W32982 | NE | 1 | 393.75A3TAOL - TIRES - ALL OTHERS LEAKING OR INFLATION LESS THAN 50% OF THE MAXIMUM INFLATION PRESSURE. | 8 | Yes | |
| 02/27/2024 | W32982 | NE | 1 | 393.45B2BAIR - AIR BRAKE - HOSE/TUBING DAMAGED OR NOT SECURED. | 4 | Yes | |
| 06/09/2023 | W32982 | NE | D | 395.8ANONELD - No record of duty status when one is required (ELD Not Required) | 5 | No | |
| 08/26/2022 | W32982 | NE | - | - | - | - | - |

| VIN: 3XKYDP9X0LJ307851 | | Unit: Truck Tractor | | Year: 2020 | Make: | | |
|------------------------|--------------|----------------------|----------------|--------------------------|----------|-----------------|----------|
| DOT No: 3806861 | | Docket No: MC1372319 | | Name: TEG TRANSPORTATION | | Interstate: Yes | |
| Date | Unit License | Unit Lic State | Violation Unit | Violation Description | Severity | OOS | Citation |
| 09/04/2024 | ZP39334 | OR | - | - | - | - | - |

| VIN: 1XKYDP9X0LJ307851 | | Unit: Truck Tractor | | Year: 2020 | Make: KENWORTH | | |
|------------------------|--------------|----------------------|----------------|--|----------------|-----------------|----------|
| DOT No: 3806861 | | Docket No: MC1372319 | | Name: TEG TRANSPORTATION | | Interstate: Yes | |
| Date | Unit License | Unit Lic State | Violation Unit | Violation Description | Severity | OOS | Citation |
| 03/10/2024 | YP47929 | CA | D | 392.2SLLS3 - State/Local Laws - Speeding 11-14 miles per hour over the speed limit | 7 | No | LD59450 |
| 03/07/2024 | YP47929 | CA | 1 | 393.45B2UV - Brake Hose or Tubing Chafing and/or Kinking Under Vehicle | 4 | Yes | |
| 03/07/2024 | YP47929 | CA | 1 | 392.2 - Operating a commercial motor vehicle not in accordance with the laws, ordinances, and regulations of the jurisdiction in which it is being operated - Unsafe Driving | 0 | No | |
| 09/27/2023 | YP47929 | CA | D | 392.2C - Failure to obey traffic control device | 5 | No | 9575760 |
| 06/30/2023 | YP47929 | CA | - | - | - | - | - |
| 05/26/2022 | YP47929 | CA | - | - | - | - | - |
| DOT No: 7989 | | Docket No: MC118089 | | Name: ROBERT HEATH TRUCKING LLC | | Interstate: Yes | |
| Date | Unit License | Unit Lic State | Violation Unit | Violation Description | Severity | OOS | Citation |
| 07/27/2020 | R423853 | TX | 1 | 393.78 - Windshield wipers inoperative/defective | 1 | No | |
| 07/30/2019 | R423853 | TX | - | - | - | - | - |

| Inspection Summary By Month (based on inspections from the last 4 years) ToC | | | | | | |
|--|-----------------------|-----------------------|------------------|-----------------------|-----------------------|-------------------|
| Year-Month | Number of Inspections | Number of Power Units | Total Violations | Total OOS Inspections | Total Severity Points | Number of Crashes |
| 2024-10 | 1 | 1 | 0 | 0 | 0 | 0 |
| 2024-09 | 2 | 2 | 0 | 0 | 0 | 0 |
| 2024-06 | 1 | 1 | 0 | 0 | 0 | 0 |
| 2024-03 | 2 | 2 | 7 | 1 | 22 | 0 |
| 2023-09 | 1 | 1 | 1 | 0 | 5 | 0 |
| 2023-07 | 1 | 1 | 0 | 0 | 0 | 0 |
| 2023-06 | 2 | 2 | 1 | 1 | 4 | 0 |
| 2022-05 | 1 | 1 | 0 | 0 | 0 | 0 |
| Note: The most recent month's counts may not include all the inspections for that month. | | | | | | |

| VIN Inspection Violation Details ToC | | | | | | | | | |
|--|---------------|---------------------|----------------------|--------------------|-----------------|-----------------------------|------------------|---------------------------------|----------------|
| # of VINs: 4 # of Insp: 6 Severity Weight: 50 Avg. Weight/VIN: 8.3 (based on inspections in the last 4 years, showing top 50 VINs inspected most recently) | | | | | | | | | |
| VIN 1XKYDP9X0LJ307851 | | # of Inspections: 3 | | Total Severity: 27 | | Percentage of Total: 54.00% | | Avg. Weight Per Inspection: 9.0 | |
| Inspection Date | Inspection ID | Inspection State | Location Description | Total Severity | # of Violations | Shipper Name | Inspection Level | Post Accident | Out of Service |
| 03/10/2024 | 81098995 | CA | EASTBOUND W/I-205 | 7 | 1 | | 3 | No | No |
| BASIC | | Unit Type | | Severity | | Description | | Out of Service | |



| | | | | | | | | | |
|-----------------------|---------------|---------------------|--------------------------------------|--------------------|-----------------|--|------------------|----------------------------------|----------------|
| Unsafe Driving | | Truck Tractor | | 7 | | 392.2SLLS3:State/Local Laws - Speeding 11-14 miles per hour o | | No | |
| Inspection Date | Inspection ID | Inspection State | Location Description | Total Severity | # of Violations | Shipper Name | Inspection Level | Post Accident | Out of Service |
| 03/07/2024 | 81080114 | CA | NIMITZ IF | 15 | 5 | | 1 | No | Yes |
| BASIC | | Unit Type | | Severity | | Description | | Out of Service | |
| Vehicle Maintenance | | Truck Tractor | | 8 | | 393.75C:Tire -other tread depth less than 2/32 of inch | | No | |
| Vehicle Maintenance | | Truck Tractor | | 4 | | 393.45B2UV:Brake Hose or Tubing Chafing and/or Kinking Under | | Yes | |
| Vehicle Maintenance | | Truck Tractor | | 2 | | 393.9:Inoperative required lamps | | No | |
| Vehicle Maintenance | | Truck Tractor | | 1 | | 393.126:Fail to ensure intermodal container secured | | Yes | |
| Unsafe Driving | | Truck Tractor | | 0 | | 392.2:Operating a commercial motor vehicle not in accord | | No | |
| Inspection Date | Inspection ID | Inspection State | Location Description | Total Severity | # of Violations | Shipper Name | Inspection Level | Post Accident | Out of Service |
| 09/27/2023 | 79794460 | NM | AT INTERSECTION OF E MOTEL DR | 5 | 1 | FIELD FRESH | 3 | No | No |
| BASIC | | Unit Type | | Severity | | Description | | Out of Service | |
| Unsafe Driving | | Truck Tractor | | 5 | | 392.2C:Failure to obey traffic control device | | No | |
| VIN CB801094 | | # of Inspections: 1 | | Total Severity: 15 | | Percentage of Total: 30.00% | | Avg. Weight Per Inspection: 15.0 | |
| Inspection Date | Inspection ID | Inspection State | Location Description | Total Severity | # of Violations | Shipper Name | Inspection Level | Post Accident | Out of Service |
| 03/07/2024 | 81080114 | CA | NIMITZ IF | 15 | 5 | | 1 | No | Yes |
| BASIC | | Unit Type | | Severity | | Description | | Out of Service | |
| Vehicle Maintenance | | Intermodal Chassis | | 8 | | 393.75C:Tire -other tread depth less than 2/32 of inch | | No | |
| Vehicle Maintenance | | Intermodal Chassis | | 4 | | 393.45B2UV:Brake Hose or Tubing Chafing and/or Kinking Under | | Yes | |
| Vehicle Maintenance | | Intermodal Chassis | | 2 | | 393.9:Inoperative required lamps | | No | |
| Vehicle Maintenance | | Intermodal Chassis | | 1 | | 393.126:Fail to ensure intermodal container secured | | Yes | |
| Unsafe Driving | | Intermodal Chassis | | 0 | | 392.2:Operating a commercial motor vehicle not in accord | | No | |
| VIN 1UYVS2532P2793901 | | # of Inspections: 1 | | Total Severity: 4 | | Percentage of Total: 8.00% | | Avg. Weight Per Inspection: 4.0 | |
| Inspection Date | Inspection ID | Inspection State | Location Description | Total Severity | # of Violations | Shipper Name | Inspection Level | Post Accident | Out of Service |
| 06/12/2023 | 78882266 | UT | WENDOVER PORT OF ENTRY EASTBOU | 4 | 1 | ASPIRE BAKERIES | 1 | No | Yes |
| BASIC | | Unit Type | | Severity | | Description | | Out of Service | |
| Vehicle Maintenance | | Semi Trailer | | 4 | | 393.45:Brake tubing and hose adequacy | | Yes | |
| VIN 1XKYDP9X0LJ307882 | | # of Inspections: 1 | | Total Severity: 4 | | Percentage of Total: 8.00% | | Avg. Weight Per Inspection: 4.0 | |
| Inspection Date | Inspection ID | Inspection State | Location Description | Total Severity | # of Violations | Shipper Name | Inspection Level | Post Accident | Out of Service |
| 06/12/2023 | 78882266 | UT | WENDOVER PORT OF ENTRY EASTBOU | 4 | 1 | ASPIRE BAKERIES | 1 | No | Yes |
| BASIC | | Unit Type | | Severity | | Description | | Out of Service | |
| Vehicle Maintenance | | Truck Tractor | | 4 | | 393.45:Brake tubing and hose adequacy | | Yes | |



| Inspection History ToC | | | | | | | |
|--|---------------|--------------|--------------|-------------|---------------|-----------------|-------------|
| Inspection Date | Report Number | Report State | Plate Number | Plate State | Type | Severity Weight | Time Weight |
| 10/29/2024 | UBNL001249 | CA | YP88141 | CA | Truck Tractor | | 3 |
| 09/18/2024 | UDGY003195 | CA | ZP31402 | CA | Truck Tractor | | 3 |
| 09/04/2024 | AW42800032 | OR | ZP39334 | OR | Truck Tractor | | 3 |
| 06/25/2024 | 0959890281 | CO | ZP31402 | CA | Truck Tractor | | 3 |
| 03/10/2024 | UC2Q002730 | CA | YP47929 | CA | Truck Tractor | | 2 |
| 1XKYDP9X0LJ307851 - Power Unit - Unsafe Driving Violation: 392.2SLLS3State/Local Laws - Speeding 11-14 miles per hour over the speed limit | | | | | | 7 | |
| 03/07/2024 | NE02004046 | CA | YP47929 | CA | Truck Tractor | | 2 |
| 1XKYDP9X0LJ307851 - Power Unit - Unsafe Driving Violation: 392.2Operating a commercial motor vehicle not in accordance with the laws, ordinances, and regulations of the jurisdiction in which it is being operated - Unsafe Driving | | | | | | 0 | |
| 1XKYDP9X0LJ307851 - Power Unit - OOS Vehicle Maintenance Violation: 393.126Fail to ensure intermodal container secured | | | | | | 1 | |
| 1XKYDP9X0LJ307851 - Power Unit - OOS Vehicle Maintenance Violation: 393.45B2UVBrake Hose or Tubing Chafing and/or Kinking Under Vehicle | | | | | | 4 | |
| 1XKYDP9X0LJ307851 - Power Unit - Vehicle Maintenance Violation: 393.75CTire -other tread depth less than 2/32 of inch | | | | | | 8 | |
| 1XKYDP9X0LJ307851 - Power Unit - Vehicle Maintenance Violation: 393.9Inoperative required lamps | | | | | | 2 | |
| 09/27/2023 | 6290N71JW2 | NM | YP47929 | CA | Truck Tractor | | 1 |
| 1XKYDP9X0LJ307851 - Power Unit - Unsafe Driving Violation: 392.2CFailure to obey traffic control device | | | | | | 5 | |
| 07/21/2023 | NCEB005800 | CA | YP88141 | CA | Truck Tractor | | 1 |
| 06/30/2023 | 4004960593 | IL | YP47929 | CA | Truck Tractor | | 1 |
| 06/12/2023 | 23PL000295 | UT | YP88141 | CA | Truck Tractor | | 1 |
| 1XKYDP9X0LJ307882 - Power Unit - OOS Vehicle Maintenance Violation: 393.45Brake tubing and hose adequacy | | | | | | 4 | |
| 05/26/2022 | N91G003180 | CA | YP47929 | CA | Truck Tractor | | 0 |
| Only the first 20 inspections are shown. See the live report for more data. | | | | | | | |