



## Table of Contents

1. Overview	2. BASIC Scores History
3. BASIC Measures	4. KPI: BASIC Measures by Cargo Group
5. Estimated ISS Score	6. Investigation Results
7. Penalties History	8. Acute Critical Violations
9. Red Flag Violation Details	10. DOT Registration Information
11. DOT MCS-150 History	12. Crash Summary
13. Inspection Summary	14. KPI: Inspection Viol OOS Rates by Cargo Group
15. FHWA Registration Information	16. FHWA Insurance Information
17. FHWA Authorities	18. Severe Violations
19. Violation Report	20. Violation Summary
21. Violation Enforcement Chronology	22. Inspection Violations & OOS Counts
23. Radius Of Operation	24. Inspection & Crash Locations
25. Cargo Hot Spots	26. Inspection Violations & OOS Chronology
27. Percent of Insp & Crash by State	28. VIN Insp Summary by State
29. Violations By Unit Type	30. Equipment Ownership
31. Equipment Details	32. Vehicle Age
33. States of Power Unit Registrations	34. Equipment Acquisitions
35. Driver Details	36. Shared VIN Summary
37. Shipper Table	38. Safety Summary
39. Safety Details	40. Crash Detail Color Coded
41. Inspections with Shared Equipment	42. Inspection Tabular Details
43. Inspection Summary By Month	44. VIN Inspection Violation Details
45. Inspection History	



**Business Address**

1555 RED RIBBONS LN  
MANTECA, CA  
95337-7926

**Contact Info**

(209)-539-8800  
  
SINGHBIKRAN@GMAIL.COM

**Mailing Address**

1555 RED RIBBONS LN  
MANTECA, CA  
95337-7926

**Overview ToC**

**Operating Status:** NOT AUTHORIZED \*Please Note: NOT AUTHORIZED does not apply to Private or Intrastate operations.  
3 other companies viewed this DOT in the past two months  
**Crash/PU ratio:** 0.0%  
**Clean Inspection ratio:** No inspections

**Estimated BASIC Scores (as of 12/27/2024)**

	Unsafe Driving	Hours of Service	Driver Fitness	Controlled Sub. and Alcohol	Vehicle Maintenance	HM Compliance	Crash
<b>Relative Scores</b>	0% ○	0% ○	0% ○	0% ○	0% ○	0% ○	0% ○
<b>Alert Status</b>	No	No	No	No	No	No	No



**Estimated Inspection Selection System (ISS) Score: 63**  
**Category: Optional Inspect**

\* The Estimated ISS score is based on Insufficient Data Algorithm \*

**BASIC Scores History - Unsafe Driving ToC**

There are no Scores for this BASIC

**BASIC Scores History - Hours of Service ToC**

There are no Scores for this BASIC

**BASIC Scores History - Driver Fitness ToC**

There are no Scores for this BASIC

**BASIC Scores History - Controlled Substance ToC**

There are no Scores for this BASIC



**BASIC Scores History - Vehicle Maintenance ToC**

There are no Scores for this BASIC

**BASIC Scores History - Crash ToC**

There are no Scores for this BASIC

**BASIC Scores History - Hazmat ToC**

There are no Scores for this BASIC

**BASIC Measures: Violation Points per Inspection Trends ToC**

No inspection violations



**BASIC Measures \* - Table ToC**

UD-Unsafe Driving, HOS-Hours of Service, DF-Driver Fitness, CS-Controlled Substances, VM-Vehicle Maintenance															
Date	UD Measure	UD AC	UD with Viol	HOS Measure	HOS AC	HOS with Viol	DF Measure	DF AC	DF with Viol	CS Measure	CS AC	CS with Viol	VM Measure	VM AC	VM with Viol
12/2024	0.00	N	0	0.00	N	0	0.00	N	0	0.00	N	0	0.00	N	0
11/2024	0.00	N	0	0.00	N	0	0.00	N	0	0.00	N	0	0.00	N	0
10/2024	0.00	N	0	0.00	N	0	0.00	N	0	0.00	N	0	0.00	N	0
09/2024	0.00	N	0	0.00	N	0	0.00	N	0	0.00	N	0	0.00	N	0
08/2024	0.00	N	0	0.00	N	0	0.00	N	0	0.00	N	0	0.00	N	0
07/2024	0.00	N	0	0.00	N	0	0.00	N	0	0.00	N	0	0.00	N	0
06/2024	0.00	N	0	0.00	N	0	0.00	N	0	0.00	N	0	0.00	N	0
05/2024	0.00	N	0	0.00	N	0	0.00	N	0	0.00	N	0	0.00	N	0
04/2024	0.00	N	0	0.00	N	0	0.00	N	0	0.00	N	0	0.00	N	0
03/2024	0.00	N	0	0.00	N	0	0.00	N	0	0.00	N	0	0.00	N	0
02/2024	0.00	N	0	0.00	N	0	0.00	N	0	0.00	N	0	0.00	N	0
01/2024	0.00	N	0	0.00	N	0	0.00	N	0	0.00	N	0	0.00	N	0
12/2023	0.00	N	0	0.00	N	0	0.00	N	0	0.00	N	0	0.00	N	0
11/2023	0.00	N	0	0.00	N	0	0.00	N	0	0.00	N	0	0.00	N	0
10/2023	0.00	N	0	0.00	N	0	0.00	N	0	0.00	N	0	0.00	N	0
09/2023	0.00	N	0	0.00	N	0	0.00	N	0	0.00	N	0	0.00	N	0
08/2023	0.00	N	0	0.00	N	0	0.00	N	0	0.00	N	0	0.00	N	0
07/2023	0.00	N	0	0.00	N	0	0.00	N	0	0.00	N	0	0.00	N	0
06/2023	0.00	N	0	0.00	N	0	0.00	N	0	0.00	N	0	0.00	N	0
05/2023	0.00	N	0	0.00	N	0	0.00	N	0	0.00	N	0	0.00	N	0
04/2023	0.00	N	0	0.00	N	0	0.00	N	0	0.00	N	0	0.00	N	0
03/2023	0.00	N	0	0.00	N	0	0.00	N	0	0.00	N	0	0.00	N	0
02/2023	0.00	N	0	0.00	N	0	0.00	N	0	0.00	N	0	0.00	N	0
01/2023	0.00	N	0	0.00	N	0	0.00	N	0	0.00	N	0	0.00	N	0
12/2022	0.00	N	0	0.00	N	0	0.00	N	0	0.00	N	0	0.00	N	0
11/2022	0.00	N	0	0.00	N	0	0.00	N	0	0.00	N	0	0.00	N	0
10/2022	0.00	N	0	0.00	N	0	0.00	N	0	0.00	N	0	0.00	N	0
09/2022	0.00	N	0	0.00	N	0	0.00	N	0	0.00	N	0	0.00	N	0
08/2022	0.00	N	0	0.00	N	0	0.00	N	0	0.00	N	0	0.00	N	0
07/2022	0.00	N	0	0.00	N	0	0.00	N	0	0.00	N	0	0.00	N	0
06/2022	0.00	N	0	0.00	N	0	0.00	N	0	0.00	N	0	0.00	N	0
05/2022	0.00	N	0	0.00	N	0	0.00	N	0	0.00	N	0	0.00	N	0

\* BASIC Measures are the absolute SMS scores that are compared within each Safety Event Group to determine the BASIC Score percentiles.

**KPI: BASIC Measures by Fleet Size and Cargo Group ToC**

Fleet Size: 1-5 PUs															
Cargo Group (Companies)	Unsafe Driving		Hours of Service		Driver Fitness		Controlled Substance		Vehicle Maintenance		HM Compliance		Crash		
	Avg.	Comp. to Avg.	Avg.	Comp. to Avg.	Avg.	Comp. to Avg.	Avg.	Comp. to Avg.	Avg.	Comp. to Avg.	Avg.	Comp. to Avg.	Avg.	Comp. to Avg.	
Flatbed (441246)	0.51	Better	0.12	Better	0.22	Better	0.01	Better	1.75	Better	0.01	Better	0.04	Better	
General Freight (487017)	0.79	Better	0.23	Better	0.20	Better	0.02	Better	1.90	Better	0.01	Better	0.06	Better	
MK RELOADED INC	0.00		0.00		0.00		0.00		0.00		0.00		0.00		

**Estimated ISS Score: 63 Optional Inspect ToC About the Inspection Selection System**



**Estimated ISS Score History - Table ToC**

Date	Estimated ISS Score	Recommendation	Algorithm
12/27/2024	63	Optional Inspect	Insufficient Data Algorithm
11/29/2024	63	Optional Inspect	Insufficient Data Algorithm
10/25/2024	63	Optional Inspect	Insufficient Data Algorithm
09/27/2024	63	Optional Inspect	Insufficient Data Algorithm
08/30/2024	63	Optional Inspect	Insufficient Data Algorithm
07/26/2024	63	Optional Inspect	Insufficient Data Algorithm
06/28/2024	63	Optional Inspect	Insufficient Data Algorithm
05/31/2024	63	Optional Inspect	Insufficient Data Algorithm
04/26/2024	63	Optional Inspect	Insufficient Data Algorithm
03/29/2024	63	Optional Inspect	Insufficient Data Algorithm
02/23/2024	63	Optional Inspect	Insufficient Data Algorithm
01/26/2024	63	Optional Inspect	Insufficient Data Algorithm
12/29/2023	63	Optional Inspect	Insufficient Data Algorithm
11/24/2023	63	Optional Inspect	Insufficient Data Algorithm
10/27/2023	63	Optional Inspect	Insufficient Data Algorithm
09/29/2023	63	Optional Inspect	Insufficient Data Algorithm
08/25/2023	63	Optional Inspect	Insufficient Data Algorithm
07/28/2023	63	Optional Inspect	Insufficient Data Algorithm
06/30/2023	63	Optional Inspect	Insufficient Data Algorithm
05/26/2023	63	Optional Inspect	Insufficient Data Algorithm
04/28/2023	63	Optional Inspect	Insufficient Data Algorithm
03/31/2023	63	Optional Inspect	Insufficient Data Algorithm
02/24/2023	63	Optional Inspect	Insufficient Data Algorithm
01/27/2023	63	Optional Inspect	Insufficient Data Algorithm
12/30/2022	63	Optional Inspect	Insufficient Data Algorithm
11/25/2022	63	Optional Inspect	Insufficient Data Algorithm
10/28/2022	63	Optional Inspect	Insufficient Data Algorithm
09/30/2022	63	Optional Inspect	Insufficient Data Algorithm
08/26/2022	63	Optional Inspect	Insufficient Data Algorithm
07/29/2022	63	Optional Inspect	Insufficient Data Algorithm
06/24/2022	63	Optional Inspect	Insufficient Data Algorithm
05/27/2022	63	Optional Inspect	Insufficient Data Algorithm

**Investigation Results ToC**

No Investigations reported on FMCSA website

**Penalties History ToC**

There is a problem with the Penalties data on FMCSA website.

**Acute Critical Violations (Based on Investigations as per CSA Methodology Appendix A) ToC**

No Data

No red flag violations in the last 24 months



DOT Registration Information: The following information on this specific DOT # is from the Federal DOT (as of Operating Authority)					
DOT Registration: 05/16/2022		Total Power Units: 1	Total Trucks: 1	Total Trailers: 0	Total Passenger Vehicles: 0
Status	Entity Type	Organization Type	Nation	Total Cars	Drivers / CDL Drivers
A	C	-	US	0	1 / 1
MCS-150 Date	Op Codes	Shipper Op Codes	Shipper HazMat Op Codes	Latest Review Type	Latest Review Document Number(Date)
06/23/2023					()
MCS-150 Mileage (Year)	Record Update Date	Transports Hazmats	DOT Census Date	Recordable Accident Rate	Preventable Accident Rate
56,000 (2023)	06/23/2023	N	05/16/2022	0%	0%
MCS-151 Mileage	Safety Rating (Date)	SEA Accident	SEA Driver	SEA Vehicle	SEA Management
0	None (None)	0%	0%	0%	0%
Classification Codes			Cargo Carried (per MCS-150)		
Authorized-For-Hire			General Freight, Building Materials		

DOT MCS-150 History ToC			(as of 07/09/2023 DOT census)						
Census Date	MCS-150 Date	MCS-150 Mileage	VMT Year	Power Units	Drivers	Trailers	Company Rep1	Company Rep2	Email
7/9/2023	6/23/2023	56000	2023	1	1	0	BIKRAN SINGH		SINGHBIKRAN@GMAIL.COM
6/9/2022	6/6/2022	0		1	1	0	BIKRAN SINGH		SINGHBIKRAN@GMAIL.COM

**Crash Summary Chart ToC Crashes Summary - Chart** (based on all available crash data)

No Data

Crashes Summary - Table (based on all available crash data) ToC											
	TOTAL	Last 6 months	7-12 months	13-18 months	19-24 months	25-30 months	30-36 months	37-41 months	42-48 months	Over 49 months	
Total Reportable	0	0	0	0	0	0	0	0	0	0	
Fatalities	0	0	0	0	0	0	0	0	0	0	
Injuries	0	0	0	0	0	0	0	0	0	0	
Tow Away	0	0	0	0	0	0	0	0	0	0	
With Citations	0	0	0	0	0	0	0	0	0	0	
Federal Recordable	0	0	0	0	0	0	0	0	0	0	
Preventable	0	0	0	0	0	0	0	0	0	0	
Crash per Pwr Unit	-	0.0%	0.0%	0.0%	0.0%	0.0%	0.0%	0.0%	0.0%	-	

**Inspection Summary ToC**

The following inspection information is based on results for 24 months prior to: 02/14/2025. Please note that the total inspections number is not necessarily the total of the vehicle, driver and hazmat inspections, as one inspection may have included any combination of the below inspections.

Overall	Vehicle	Driver	Hazmat
(Please note that the total inspections number is not necessarily the total of the vehicle, driver and hazmat inspections, as one inspection may have included any combination of the below inspections)  Total Inspections: 1 Total Out of Service: 0  Out of Service: 0% National Average: 20.82% Difference: -20.82%	Total Inspections: 1 Total Out of Service: 1  Out of Service: 100.00% National Average: 24.68% Difference: 75.32%	Total Inspections: 1 Total Out of Service: 0  Out of Service: 0.00% National Average: 6.67% Difference: -6.67%	Total Inspections: 0 Total Out of Service: 0  Out of Service: 0.00% National Average: 2.97% Difference: -2.97%



**KPI: Inspection Viol OOS Rates by Cargo Group ToC**

Cargo Group	OVERALL		VEHICLE		DRIVER		HAZMAT	
	Average	Compared to Average	Average	Compared to Average	Average	Compared to Average	Average	Compared to Average
Flatbed	32.34%	Better	29.97%	Worse	11.62%	Better	0.49%	Better
General Freight	28.74%	Better	24.98%	Worse	12.59%	Better	0.22%	Better
MK RELOADED INC	0%		100%		0%		0%	

**FHWA Registration Information: The following data on this Motor Carrier is from the Federal Hwy Administration ToC**

No Data

**Insurance Required ToC**

No Data for Insurance Required

**Active / Pending Insurance**

No Data

**Insurance History**

No Data for Insurance History

**FHWA Authorities ToC**

No Data for FHWA Authorities

**Authority History**

No Data for Authority History

**Severe Violations (i.e. those with >= 8 points) - Chart ToC**

No Data

**Severe Violations (i.e. those with >= 8 points) - Table**

No Data



**Violation Report ToC**

Inspection Date	Inspection State	BASIC	Violation Description	OOS	VIN	Severity Points
01/02/2025	TX	Vehicle Maintenance	393.9TS - Inoperative turn signal	Yes	1XPXD49X3KD265502	6
01/02/2025	TX	Vehicle Maintenance	393.9T - Inoperative tail lamp	No	1XPXD49X3KD265502	6
01/02/2025	TX	Vehicle Maintenance	393.95F - No / insufficient warning devices	No	1XPXD49X3KD265502	2
01/02/2025	TX	Vehicle Maintenance	393.9 - Inoperative required lamps	No	1XPXD49X3KD265502	2

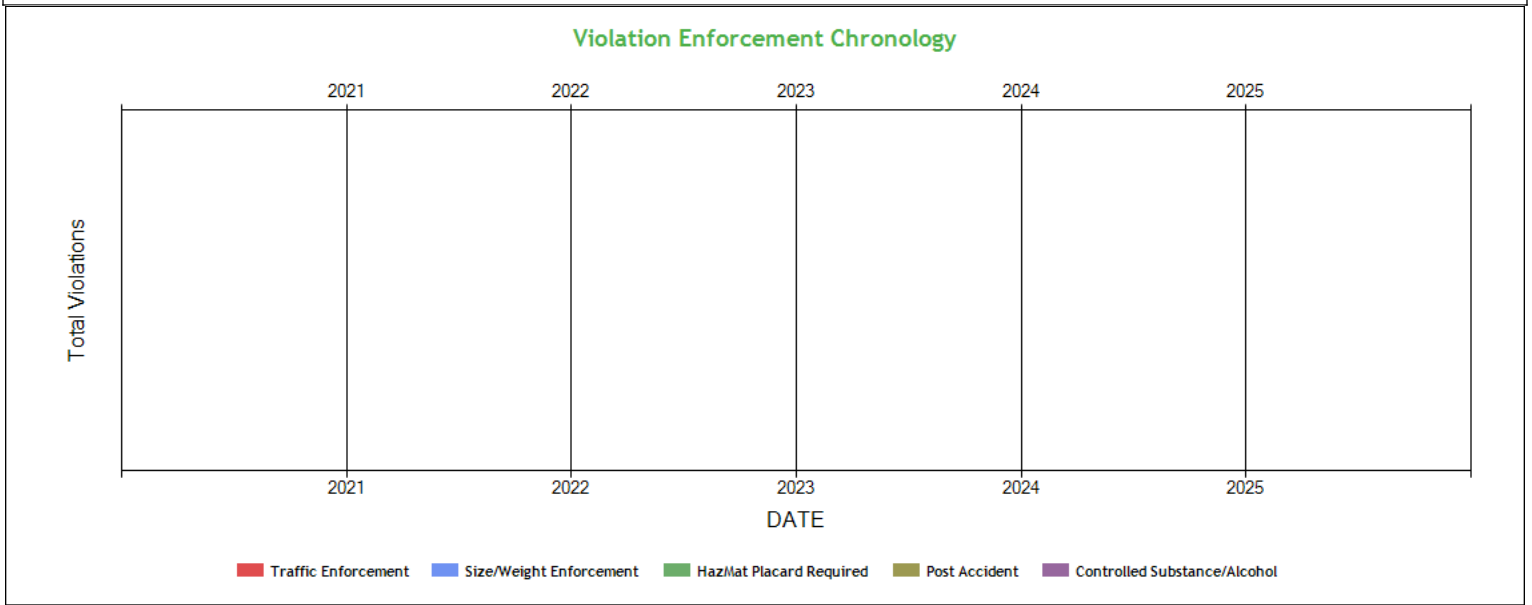
No filters were applied when generating this report, see the live report for more options.

**Violation Summary ToC**

BASIC	Violation Group	Code	Description	# of Violations	# of OOS Violations	Severity Points
Vehicle Maintenance	Lighting	393.9T	Inoperative tail lamp	1	0	6
Vehicle Maintenance	Lighting	393.9TS	Inoperative turn signal	1	1	6
Vehicle Maintenance	Clearance Identification Lamps/Other	393.9	Inoperative required lamps	1	0	2
Vehicle Maintenance	Emergency Equipment	393.95F	No / insufficient warning devices	1	0	2

No filters were applied when generating this report, see the live report for more options.

**Violation Enforcement Chronology - Chart ToC**



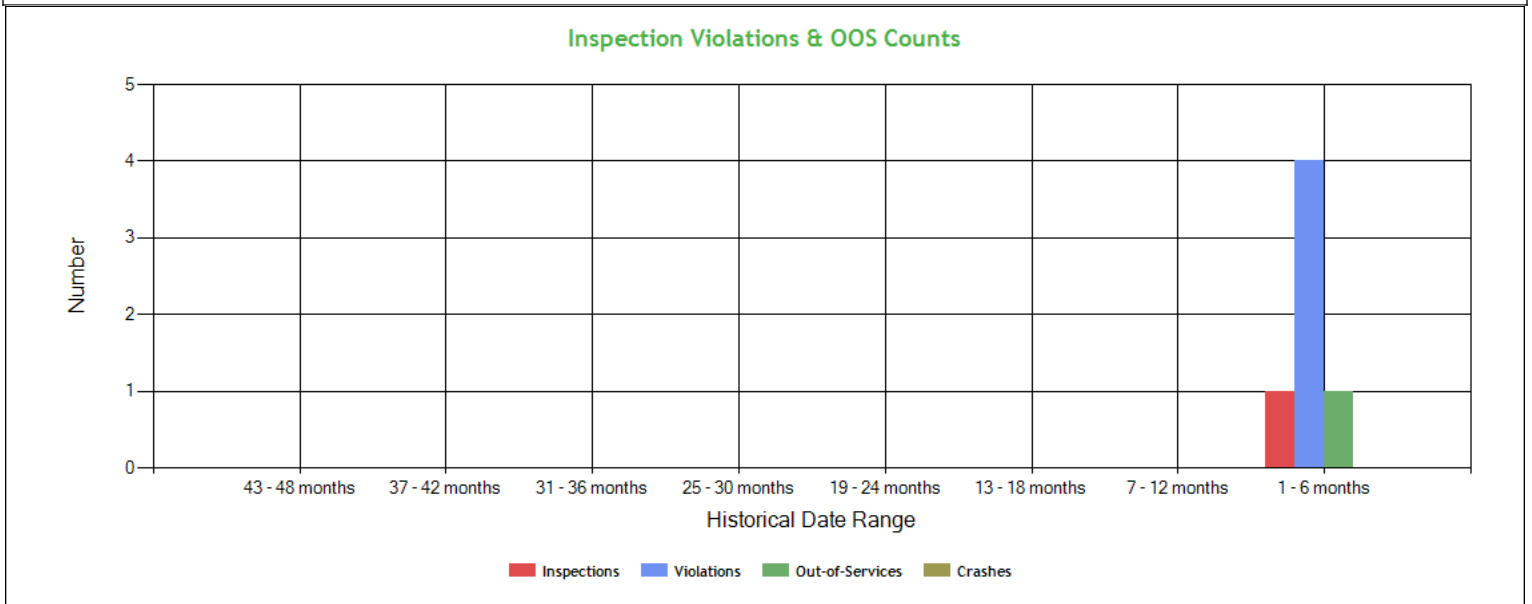
**Violation Enforcement Chronology - Table ToC**

	2021	2022	2023	2024	2025
Traffic Enforcement	0	0	0	0	0
Size/Weight Enforcement	0	0	0	0	0
HazMat Placard Required	0	0	0	0	0
Post Accident	0	0	0	0	0
Controlled Substance/Alcohol	0	0	0	0	0





**Inspection Violations & OOS Counts - Chart ToC**



**Inspection Violations & OOS Counts - Table ToC**

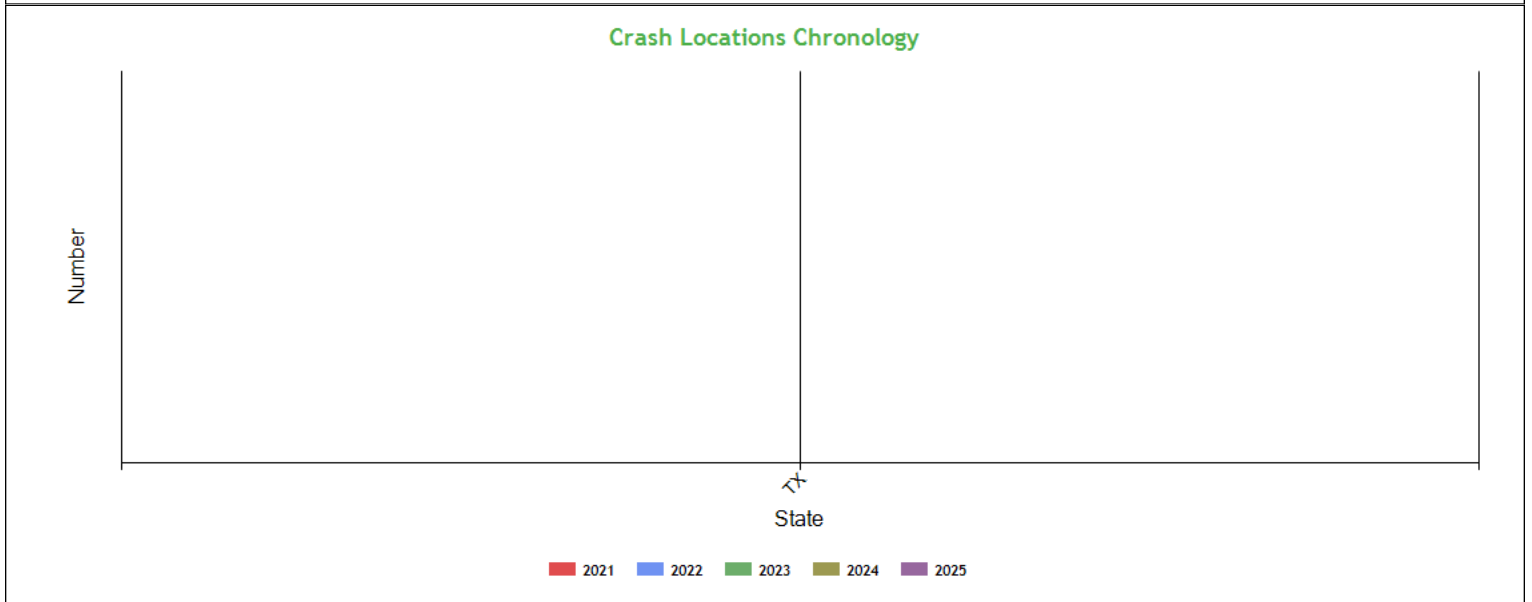
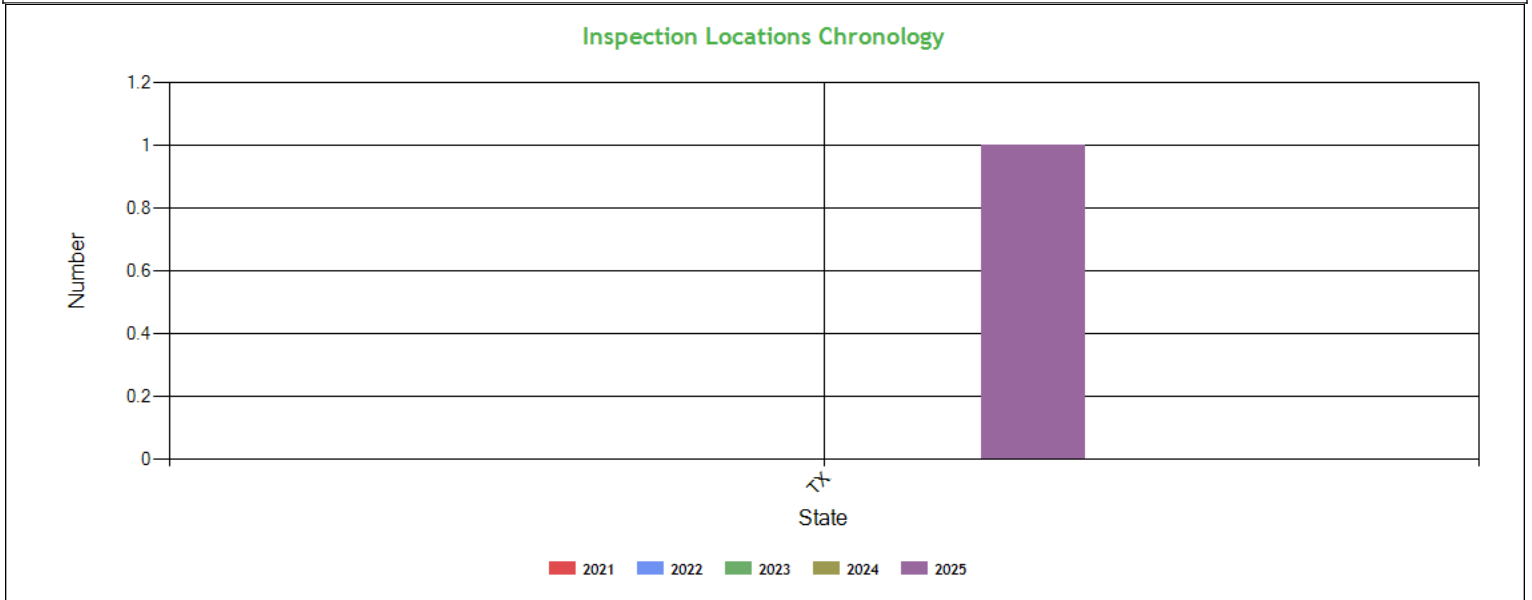
Date Range	Inspections	Violations	Out-of-Services	Crashes
<b>TOTAL</b>	1	4	1	0
1 - 6 months	1	4	1	0
7 - 12 months	0	0	0	0
13 - 18 months	0	0	0	0
19 - 24 months	0	0	0	0
25 - 30 months	0	0	0	0
31 - 36 months	0	0	0	0
37 - 42 months	0	0	0	0
43 - 48 months	0	0	0	0

**Radius of Operation (based on Inspections and Crashes during the past 3 years) ToC**

	Total	Drive between 0 and 50 miles radius	Drive between 51 and 200 miles radius	Drive between 201 and 300 miles radius	Drive between 301 and 400 miles radius	Drive between 401 and 500 miles radius	Drive between 501 and 600 miles radius	Drive beyond 600 miles radius
Power Units (i.e. unique VINs)	1	0	0	0	0	0	0	1
Percent	100%	0%	0%	0%	0%	0%	0%	100%



**Inspection & Crash Locations - Chart ToC**



**Inspection & Crash Locations - Table ToC**

State	Inspections					Violations					Out-of-Services					Crashes				
	2021	2022	2023	2024	2025	2021	2022	2023	2024	2025	2021	2022	2023	2024	2025	2021	2022	2023	2024	2025
TOTAL	0	0	0	0	1	0	0	0	0	4	0	0	0	0	1	0	0	0	0	0
TX	0	0	0	0	1	0	0	0	0	4	0	0	0	0	1	0	0	0	0	0

**Hot Spot Summary ToC**

Year	Month	Level 5	Level 5 %	Level 4	Level 4 %	Level 3	Level 3 %	Level 2	Level 2 %	Level 1	Level 1 %	Level 0	Level 0 %	Levels 1 - 5	Levels 1 - 5 %
2025	January (Partial)	0	0.00%	0	0.00%	0	0.00%	1	100.00%	0	0.00%	0	0.00%	1	100.00%
<b>Totals</b>		0	0.00%	0	0.00%	0	0.00%	1	100.00%	0	0.00%	0	0.00%	1	100.00%

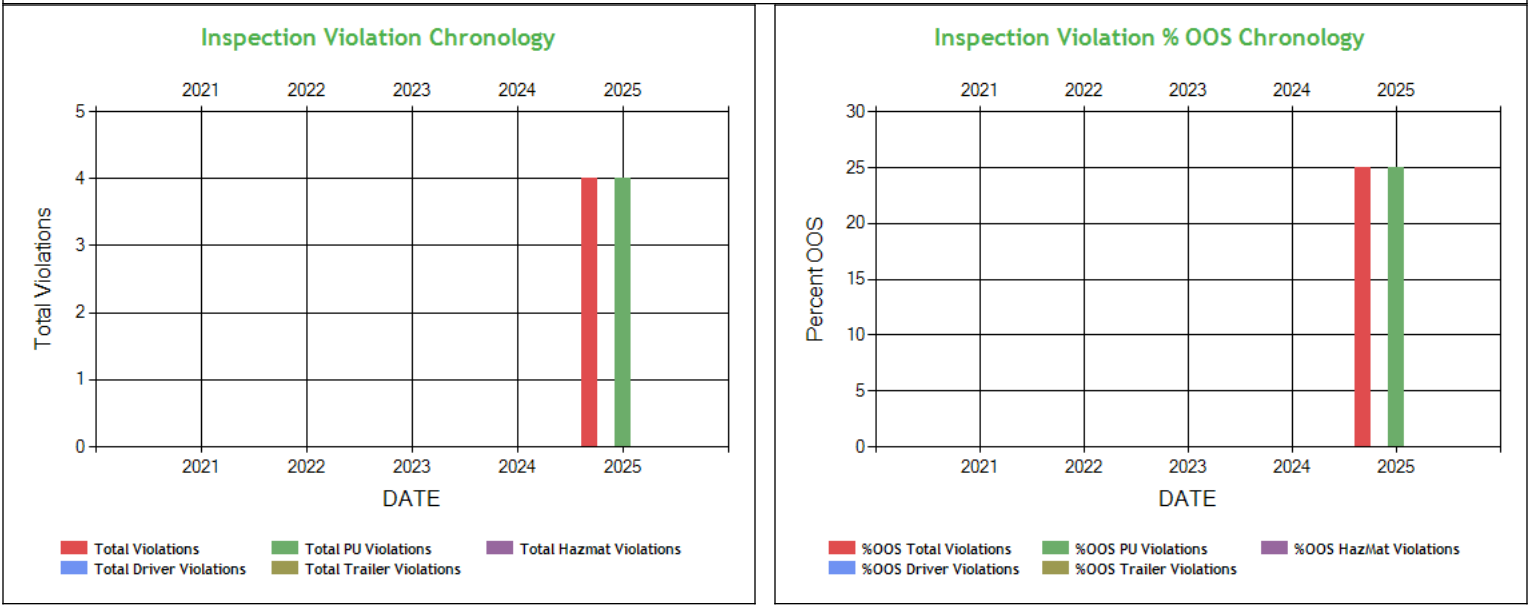


**Hot Spot Analysis**

State	County	Level	Count	Percentage
TX	Crockett	2	1	100.00%

Report generated using the last 12 full months of inspection data

**Inspection Violation % OOS Chronology - Chart ToC**

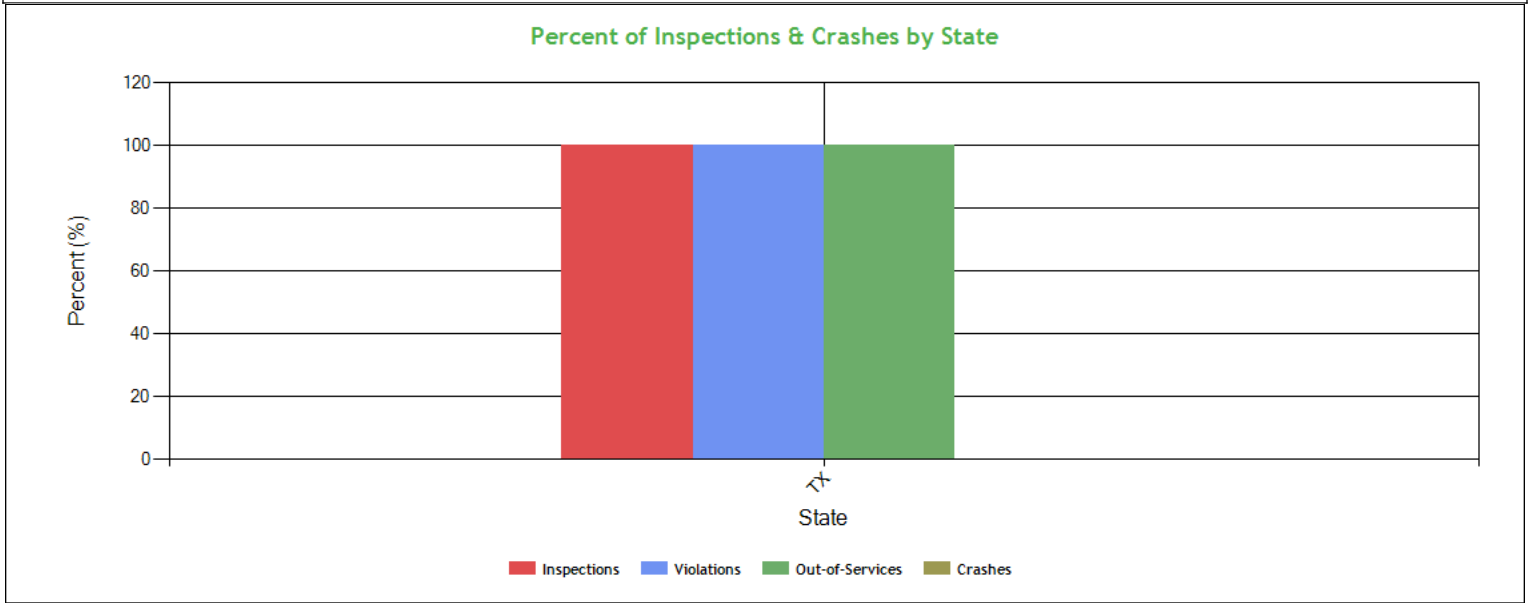


**Inspection Violation % OOS Chronology - Table ToC**

	2021	2022	2023	2024	2025
Total Violations	0	0	0	0	4
Total Out Of Services	0	0	0	0	1
%OOS Total Violations	0	0	0	0	25.00
Total Driver Violations	0	0	0	0	0
Total Driver Out Of Services	0	0	0	0	0
%OOS Driver Violations	0	0	0	0	0
Total PU Violations	0	0	0	0	4
Total PU Out Of Services	0	0	0	0	1
%OOS PU Violations	0	0	0	0	25.00
Total Trailer Violations	0	0	0	0	0
Total Trailer Out Of Services	0	0	0	0	0
%OOS Trailer Violations	0	0	0	0	0
Total Hazmat Violations	0	0	0	0	0
Total Hazmat Out Of Services	0	0	0	0	0
%OOS HazMat Violations	0	0	0	0	0



**Percent of Insp & Crash by State - Chart ToC**



**Percent of Insp & Crash by State - Table (based on Inspection data from the last 4 years) ToC**

State	Inspections		Violations		Out-of-Services		Crashes	
	Total	Percent	Total	Percent	Total	Percent	Total	Percent
	1	100	4	100	1	100	0	100
TX	1	100	4	100	1	100	0	0

**VIN Insp Summary by State (based on inspection from the last 2 years) ToC**

VIN	Insp	Viol Pts	Counts in each State	
			TX	
			Insp	Viol Pts
<b>TOTALS</b>	1/16*	1/16**	1	16
1XPXD49X3KD265502	1	16	1	16

\*<Total number of inspections for these 1 VIN(s)>/n<Total number of inspections for these 1 state(s)>

\*\*<Total severity sum for these 1 VIN(s)>/n<Total severity sum for these 1 state(s)>

**Violations By Unit Type ToC**

**# of Violations: 4 Total Severity: 16 based on inspections in the last 2 years**

Violation Unit: Power Unit	# of Violations: 4	Total Severity: 16	% of Total: 100%
<b>Viol. Group: Lighting</b>	<b># of Violations: 2</b>	<b>Total Severity: 12</b>	<b>% of Total: 75%</b>
<b>Violation</b>	<b>Number of Occurrences</b>	<b>Viol. Severity</b>	<b>Total Severity</b>
393.9T:Inoperative tail lamp	1	6	6
393.9TS:Inoperative turn signal	1	6	6
<b>Viol. Group: Clearance Identification Lamps/Other</b>	<b># of Violations: 1</b>	<b>Total Severity: 2</b>	<b>% of Total: 12.5%</b>
393.9:Inoperative required lamps	1	2	2
<b>Viol. Group: Emergency Equipment</b>	<b># of Violations: 1</b>	<b>Total Severity: 2</b>	<b>% of Total: 12.5%</b>
393.95F:No / insufficient warning devices	1	2	2



Equipment Ownership <a href="#">ToC</a> Equipment Ownership (based on MCS-150 dated 6/23/2023)					
	Trucks	Tractors	Trailers	Motor Coaches	Vans
Owned	0	1	0	0	0
Term Leased	0	0	0	0	0
Trip Leased	0	0	0	0	0
<b>Total No.</b>	0	1	0	0	0

Equipment Details Power Units <a href="#">ToC</a>									
VIN	Latest Insp Date	Year	Make	Model	Body Class	Body Type	Axles	Len	Fuel Type
1XPXD49X3KD265502	01/02/2025	2019	PETERBILT	389	Truck-Tractor	-	-	-	Diesel

**No Equipment Details for Trailers**

Vehicle Age <a href="#">ToC</a>				
Year	# Power Units	PU Percentage	# Trailers	Trailres Percentage
2019	1	100.00%	0	0%

Based on 24 months of inspection data, see the live report for more options

States of Power Unit Registrations <a href="#">ToC</a>	
State	TX
Number of Power Units	1

Equipment Acquisitions - Table <a href="#">ToC</a>						
	Power Units inspected for 1st time in past 12 months	Power Units inspected for 1st time in past 24 months	Power Units inspected during entire date range	Trailers inspected for 1st time in past 12 months	Trailers inspected for 1st time in past 24 months	Trailers inspected during entire date range
Unique VINs	1	1	1	0	0	0
Unique License Plates	1	1	1	0	0	0
License Plate States	1	1	1	0	0	0

Driver Details <a href="#">ToC</a> Driver Details (based on MCS-150 dated 6/23/2023)			
	Within 100 mi	Beyond 100 mi	TOTAL
# Drivers Interstate	0	0	0
# Drivers Intrastate	0	1	1
<b>TOTAL</b>	0	1	/

Avg. # Trip Lease Drivers/Mo: 0 # Drivers Grand Total: 1 # Drivers Commercially Licensed: 1

Shared VIN Summary <a href="#">ToC</a>
<b>No Data</b>



**Carrier Software**  
1-800-646-5152  
info@CarrierSoftware.com

**CONFIDENTIAL - Intended for use by Amerigo Insurance Agency - Date:  
2/15/2025**

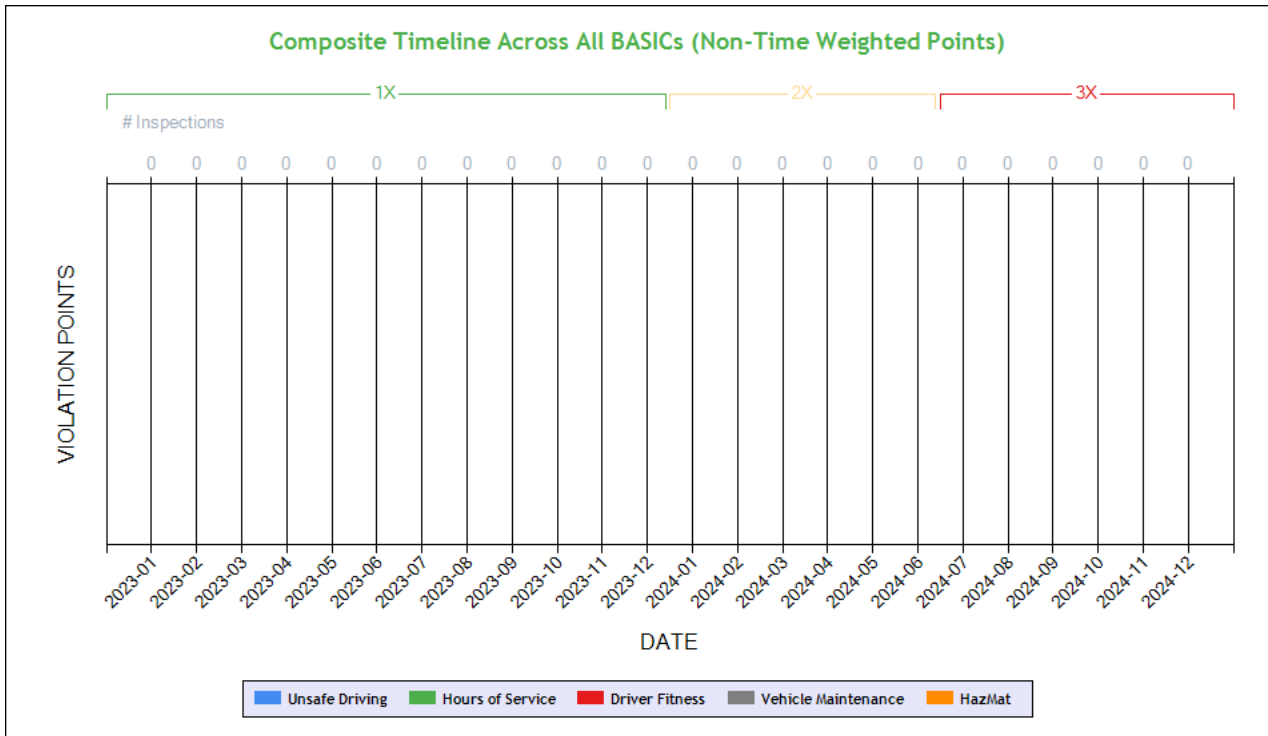
**MK RELOADED INC - DOT# 3883877**

**SHIPPERS DETAIL** ToC based on Inspection results for the last 4 years

Shipper Name	Number of Inspections
MK RELOADED INC	1



**Carrier Underwriting Report Safety Summary ToC**



Time-Weighted Violation Points - no data available to draw a chart

Time-Weighted Violation Points by Vehicle - no data available to draw a chart

See the Excel file for the complete analysis

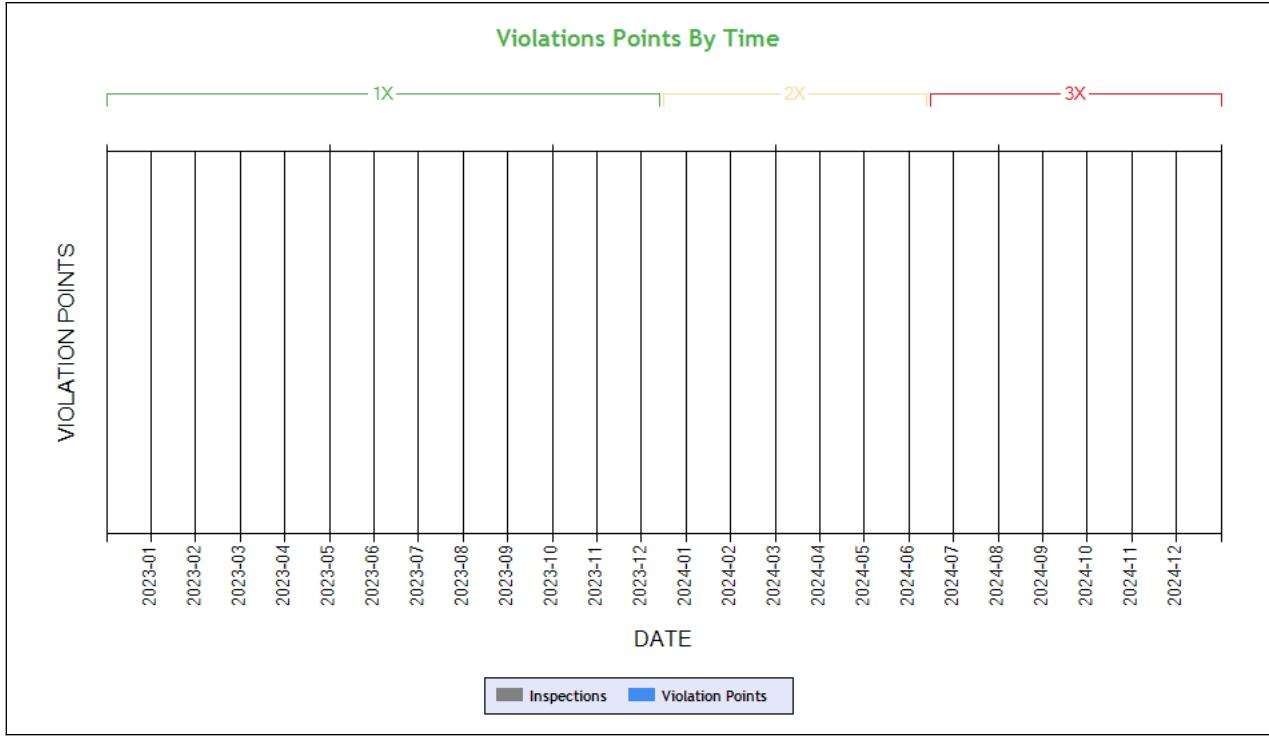
# Violations is in (1-6/7-12/13-24mo)

Shaded = Out Of Service Violation		
Violation Group		
Violation Description	Total Time-weighted Points by VIN	% of Total Time-weighted Points by VIN
Driver Resp		
Total Time-weighted Points		
% Total Time-Wt Pts		



**SAFETY ANALYSIS ToC**

**Unsafe Driving**



Time-Weighted Violation Points - no data available to draw a chart

Time-Weighted Severity Points by Vehicle - no data available to draw a chart

See the Excel file for the complete analysis

# Violations is in (1-6/7-12/13-24mo)

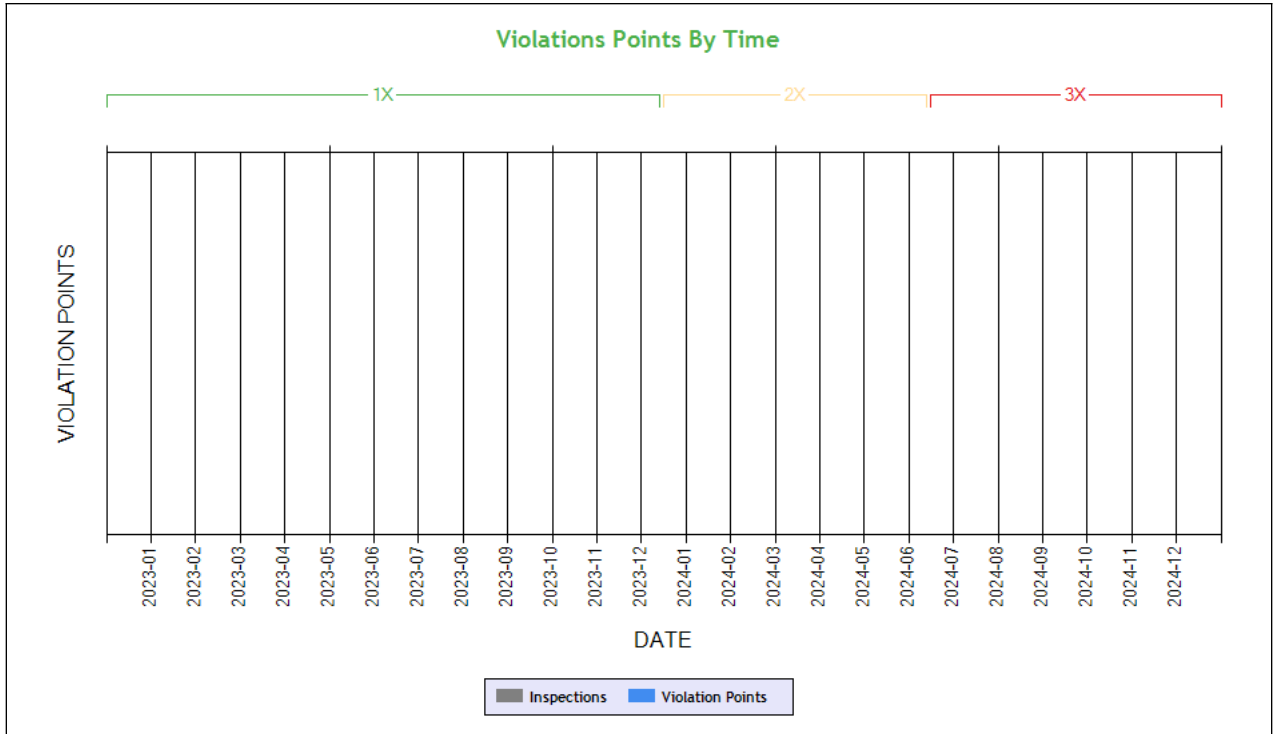
Shaded = Out Of Service Violation		
Violation Group		
Violation Description	Total Time-weighted Points by VIN	% of Total Time-weighted Points by VIN
Driver Resp		
Total Time-weighted Points		
% Total Time-Wt Pts		

**HOS Compliance**

Time-Weighted Violation Points - no data available to draw a chart

Time-Weighted Severity Points by Vehicle - no data available to draw a chart





**Carrier Software**  
 1-800-646-5152  
 info@CarrierSoftware.com

**CONFIDENTIAL - Intended for use by Amerigo Insurance Agency - Date: 2/15/2025**

**MK RELOADED INC - DOT# 3883877**

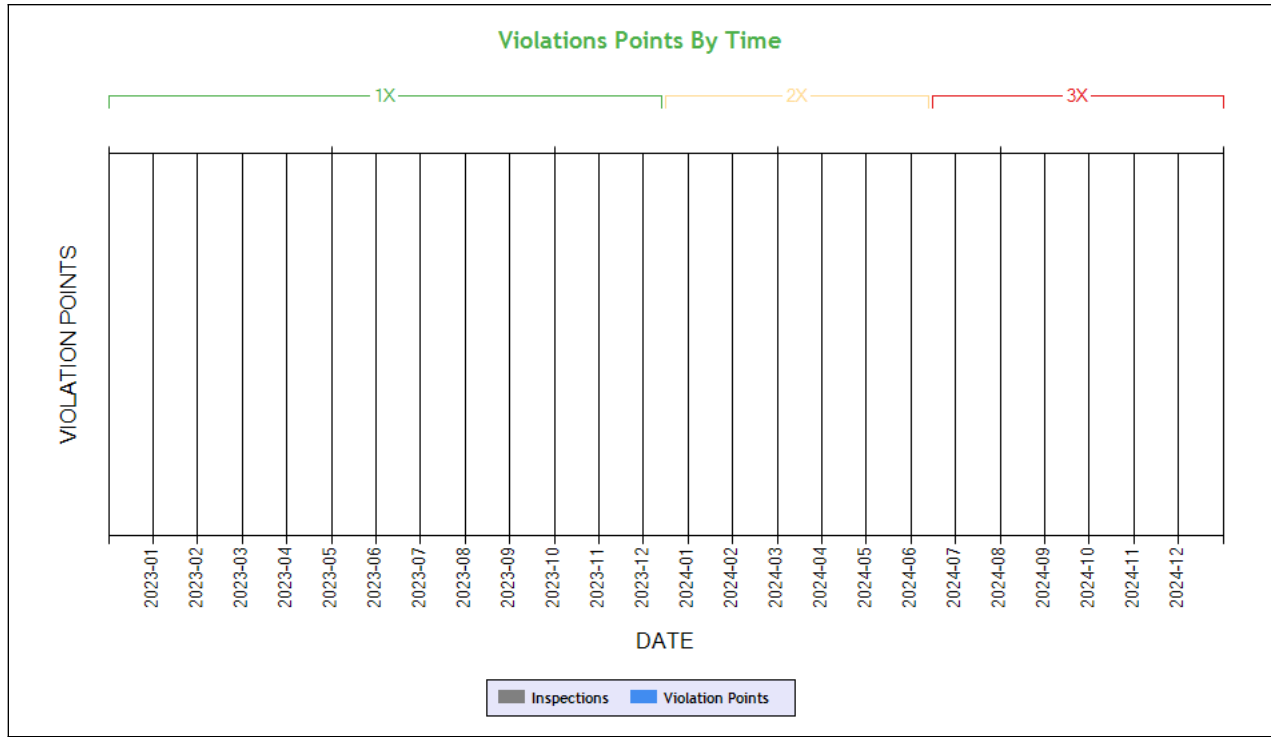
See the Excel file for the complete analysis

# Violations is in (1-6/7-12/13-24mo)

Shaded = Out Of Service Violation		
Violation Group		
Violation Description	Total Time-weighted Points by VIN	% of Total Time-weighted Points by VIN
Driver Resp		
Total Time-weighted Points		
% Total Time-Wt Pts		



**Driver Fitness**



Time-Weighted Violation Points - no data available to draw a chart

Time-Weighted Severity Points by Vehicle - no data available to draw a chart

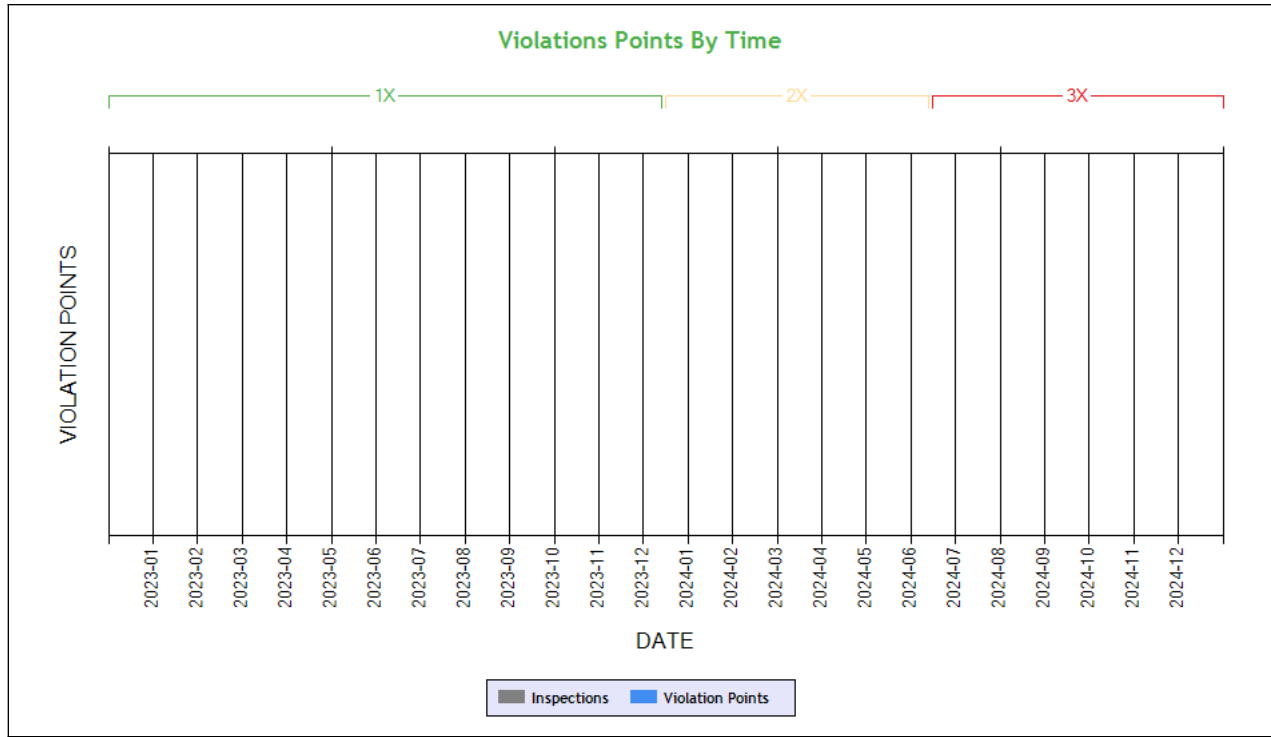
See the Excel file for the complete analysis

# Violations is in (1-6/7-12/13-24mo)

Shaded = Out Of Service Violation		
Violation Group		
Violation Description	Total Time-weighted Points by VIN	% of Total Time-weighted Points by VIN
Driver Resp		
Total Time-weighted Points		
% Total Time-Wt Pts		



**Vehicle Maintenance**



Time-Weighted Violation Points - no data available to draw a chart

Time-Weighted Severity Points by Vehicle - no data available to draw a chart

See the Excel file for the complete analysis

# Violations is in (1-6/7-12/13-24mo)

Shaded = Out Of Service Violation		
Violation Group		
Violation Description	Total Time-weighted Points by VIN	% of Total Time-weighted Points by VIN
Driver Resp		
Total Time-weighted Points		
% Total Time-Wt Pts		

**COLOR CODED CRASH TABLE ToC**

No crashes have been reported by the DOT on this Motor Carrier

**INSPECTIONS WITH SHARED EQUIPMENT:**

No Data



LEGEND
Vehicle Information
Inspection for DOT # being analyzed
Inspection for Different DOT #
Crash Information for specific VIN

**INSPECTION DETAILS for ALL Inspections**

PDF shows the first 100 Power Unit & Trailer VINs with most recent inspections using data from the last 4 years

**POWER UNIT Inspections Section**

VIN: 1XPXD49X3KD265502		Unit: Truck Tractor		Year: 2019	Make: PETERBILT		
DOT No: 3883877		Docket No:		Name: MK RELOADED INC		Interstate: No	
Date	Unit License	Unit Lic State	Violation Unit	Violation Description	Severity	OOS	Citation
01/02/2025	7046L92	TX	1	393.9 - Inoperative required lamps	2	No	
01/02/2025	7046L92	TX	1	393.95F - No / insufficient warning devices	2	No	
01/02/2025	7046L92	TX	1	393.9T - Inoperative tail lamp	6	No	
01/02/2025	7046L92	TX	1	393.9TS - Inoperative turn signal	6	Yes	

**TRAILER Inspections Section**

VIN: 1XPXD49X3KD265502		Unit: Truck Tractor		Year: 2019	Make: PETERBILT		
DOT No: 3883877		Docket No:		Name: MK RELOADED INC		Interstate: No	
Date	Unit License	Unit Lic State	Violation Unit	Violation Description	Severity	OOS	Citation
01/02/2025	7046L92	TX	1	393.9 - Inoperative required lamps	2	No	
01/02/2025	7046L92	TX	1	393.95F - No / insufficient warning devices	2	No	
01/02/2025	7046L92	TX	1	393.9T - Inoperative tail lamp	6	No	
01/02/2025	7046L92	TX	1	393.9TS - Inoperative turn signal	6	Yes	

Inspection Summary By Month (based on inspections from the last 4 years) <a href="#">ToC</a>						
Year-Month	Number of Inspections	Number of Power Units	Total Violations	Total OOS Inspections	Total Severity Points	Number of Crashes
2025-01	1	1	4	1	16	0

Note: The most recent month's counts may not include all the inspections for that month.

VIN Inspection Violation Details <a href="#">ToC</a>									
# of VINs: 1 # of Insp: 1 Severity Weight: 16 Avg. Weight/VIN: 16.0 (based on inspections in the last 4 years, showing top 50 VINs inspected most recently)									
VIN 1XPXD49X3KD265502		# of Inspections: 1		Total Severity: 16		Percentage of Total: 100.00%		Avg. Weight Per Inspection: 16.0	
Inspection Date	Inspection ID	Inspection State	Location Description	Total Severity	# of Violations	Shipper Name	Inspection Level	Post Accident	Out of Service
01/02/2025	83549645	TX	IH10 MP 360	16	4	MK RELOADED INC	2	No	Yes
BASIC		Unit Type		Severity		Description		Out of Service	
Vehicle Maintenance		Truck Tractor		6		393.9T:Inoperative tail lamp		No	
Vehicle Maintenance		Truck Tractor		6		393.9TS:Inoperative turn signal		Yes	
Vehicle Maintenance		Truck Tractor		2		393.9:Inoperative required lamps		No	



Vehicle Maintenance	Truck Tractor	2	393.95F:No / insufficient warning devices	No
---------------------	---------------	---	---	----

Inspection History <a href="#">ToC</a>							
Inspection Date	Report Number	Report State	Plate Number	Plate State	Type	Severity Weight	Time Weight
01/02/2025	V251735530	TX	7046L92	TX	Truck Tractor		3
1XPXD49X3KD265502 - Power Unit - Vehicle Maintenance Violation: 393.9Inoperative required lamps						2	
1XPXD49X3KD265502 - Power Unit - Vehicle Maintenance Violation: 393.95FNo / insufficient warning devices						2	
1XPXD49X3KD265502 - Power Unit - Vehicle Maintenance Violation: 393.9TInoperative tail lamp						6	
1XPXD49X3KD265502 - Power Unit - OOS Vehicle Maintenance Violation: 393.9TInoperative turn signal						6	
Only the first 20 inspections are shown. See the live report for more data.							