



Table of Contents

1. Overview	2. BASIC Scores History
3. BASIC Measures	4. BASIC Measures by Cargo Group
5. Estimated ISS Score	6. Investigation Results
7. Penalties History	8. Acute Critical Violations
9. Red Flag Violation Details	10. DOT Registration Information
11. DOT MCS-150 History	12. Crash Summary
13. Inspection Summary	14. Inspection Viol OOS Rates by Cargo Group
15. FHWA Registration Information	16. FHWA Insurance Information
17. FHWA Authorities	18. Severe Violations
19. Violation Report	20. Violation Summary
21. Violation Enforcement Chronology	22. Inspection Violations & OOS Counts
23. Radius Of Operation	24. Inspection & Crash Locations
25. Cargo Hot Spots	26. Inspection Violations & OOS Chronology
27. Percent of Insp & Crash by State	28. VIN Insp Summary by State
29. Violations By Unit Type	30. Equipment Ownership
31. Equipment Details	32. Vehicle Age
33. States of Power Unit Registrations	34. Equipment Acquisitions
35. Driver Details	36. Shared VIN Summary
37. Shipper Table	38. Safety Summary
39. Safety Details	40. Crash Detail Color Coded
41. Inspections with Shared Equipment	42. Inspection Tabular Details
43. Inspection Summary By Month	44. VIN Inspection Violation Details
45. Inspection History	



Business Address

322 BLUE SKY DR
 LATHROP, CA
 95330

Contact Info

(209)-666-7024
 LATHROPCARRIER@GMAIL.COM

FHWA Address

322 BLUE SKY DR
 LATHROP,CA,95330
 Phone:(209)-666-7024

Mailing Address

322 BUE SKY DR
 LATHROP, CA
 95330

Overview ToC

Operating Status: AUTHORIZED FOR Property
 One other company viewed this DOT in the past two months
Crash/PU ratio: 0.0%
Clean Inspection ratio: 100.0%

Estimated SMS Basic Scores (as of DATE 4/26/2024)

	Unsafe Driving	Hours of Service	Driver Fitness	Controlled Sub. and Alcohol	Vehicle Maintenance	HM Compliance	Crash
Relative Scores	0% ○	0% ○	0% ○	0% ○	0% ○	0% ○	0% ○
Alert Status	No	No	No	No	No	No	No



Estimated Inspection Selection System (ISS) score: 72
Category: Optional Inspect

* The Estimated ISS score is based on Insufficient Data Algorithm *

BASIC Scores History - Unsafe Driving ToC

There are no Scores for this BASIC

BASIC Scores History - Hours of Service ToC

There are no Scores for this BASIC

BASIC Scores History - Driver Fitness ToC

There are no Scores for this BASIC

BASIC Scores History - Controlled Substance ToC

There are no Scores for this BASIC



BASIC Scores History - Vehicle Maintenance ToC

There are no Scores for this BASIC

BASIC Scores History - Crash ToC

There are no Scores for this BASIC

BASIC Scores History - Hazmat ToC

There are no Scores for this BASIC



BASIC Scores History ToC

Key: Red = Alert, Pink = Alert - Compliance Review Viol. in Past 12 Mo., Orange = within 10pts of Alert) UD-Unsafe, HOS-Hours, DF-Fitness, CS-Substances, VM-Veh Maint, HM-HazMat, SEG-Safety Event Group

(Note: Scores after December 2015 are estimated)

Date	UD	UD Alert	UD SEG	HOS	HOS Alert	HOS SEG	DF	DF Alert	DF SEG	VM	VM Alert	VM SEG
04/26/2024	0	No	-	0	No	-	0	No	-	0	No	-
03/29/2024	0	No	-	0	No	-	0	No	-	0	No	-
02/23/2024	0	No	-	0	No	-	0	No	-	0	No	-
01/26/2024	0	No	-	0	No	-	0	No	-	0	No	-
12/29/2023	0	No	-	0	No	-	0	No	-	0	No	-
11/24/2023	0	No	-	0	No	-	0	No	-	0	No	-
10/27/2023	0	No	-	0	No	-	0	No	-	0	No	-
09/29/2023	0	No	-	0	No	-	0	No	-	0	No	-
08/25/2023	0	No	-	0	No	-	0	No	-	0	No	-
07/28/2023	0	No	-	0	No	-	0	No	-	0	No	-
06/30/2023	0	No	-	0	No	-	0	No	-	0	No	-
05/26/2023	0	No	-	0	No	-	0	No	-	0	No	-
04/28/2023	0	No	-	0	No	-	0	No	-	0	No	-
03/31/2023	0	No	-	0	No	-	0	No	-	0	No	-
02/24/2023	0	No	-	0	No	-	0	No	-	0	No	-
01/27/2023	0	No	-	0	No	-	0	No	-	0	No	-
12/30/2022	0	No	-	0	No	-	0	No	-	0	No	-
11/25/2022	0	No	-	0	No	-	0	No	-	0	No	-
10/28/2022	0	No	-	0	No	-	0	No	-	0	No	-
09/30/2022	0	No	-	0	No	-	0	No	-	0	No	-

Date	CS	CS Alert	CS SEG	HM	HM Alert	HM SEG	Crash	Crash Alert	Crash SEG
04/26/2024	0	No	-	0	No	-	0	No	-
03/29/2024	0	No	-	0	No	-	0	No	-
02/23/2024	0	No	-	0	No	-	0	No	-
01/26/2024	0	No	-	0	No	-	0	No	-
12/29/2023	0	No	-	0	No	-	0	No	-
11/24/2023	0	No	-	0	No	-	0	No	-
10/27/2023	0	No	-	0	No	-	0	No	-
09/29/2023	0	No	-	0	No	-	0	No	-
08/25/2023	0	No	-	0	No	-	0	No	-
07/28/2023	0	No	-	0	No	-	0	No	-
06/30/2023	0	No	-	0	No	-	0	No	-
05/26/2023	0	No	-	0	No	-	0	No	-
04/28/2023	0	No	-	0	No	-	0	No	-
03/31/2023	0	No	-	0	No	-	0	No	-
02/24/2023	0	No	-	0	No	-	0	No	-
01/27/2023	0	No	-	0	No	-	0	No	-
12/30/2022	0	No	-	0	No	-	0	No	-
11/25/2022	0	No	-	0	No	-	0	No	-
10/28/2022	0	No	-	0	No	-	0	No	-
09/30/2022	0	No	-	0	No	-	0	No	-

BASIC Measures: Violation Points per Inspection Trends ToC

No inspection violations



BASIC Measures * - Table ToC

UD-Unsafe Driving, HOS-Hours of Service, DF-Driver Fitness, CS-Controlled Substances, VM-Vehicle Maintenance															
Date	UD Measure	UD AC	UD with Viol	HOS Measure	HOS AC	HOS with Viol	DF Measure	DF AC	DF with Viol	CS Measure	CS AC	CS with Viol	VM Measure	VM AC	VM with Viol
04/2024	0.00	N	0	0.00	N	0	0.00	N	0	0.00	N	0	0.00	N	0
03/2024	0.00	N	0	0.00	N	0	0.00	N	0	0.00	N	0	0.00	N	0
02/2024	0.00	N	0	0.00	N	0	0.00	N	0	0.00	N	0	0.00	N	0
01/2024	0.00	N	0	0.00	N	0	0.00	N	0	0.00	N	0	0.00	N	0
12/2023	0.00	N	0	0.00	N	0	0.00	N	0	0.00	N	0	0.00	N	0
11/2023	0.00	N	0	0.00	N	0	0.00	N	0	0.00	N	0	0.00	N	0
10/2023	0.00	N	0	0.00	N	0	0.00	N	0	0.00	N	0	0.00	N	0
09/2023	0.00	N	0	0.00	N	0	0.00	N	0	0.00	N	0	0.00	N	0
08/2023	0.00	N	0	0.00	N	0	0.00	N	0	0.00	N	0	0.00	N	0
07/2023	0.00	N	0	0.00	N	0	0.00	N	0	0.00	N	0	0.00	N	0
06/2023	0.00	N	0	0.00	N	0	0.00	N	0	0.00	N	0	0.00	N	0
05/2023	0.00	N	0	0.00	N	0	0.00	N	0	0.00	N	0	0.00	N	0
04/2023	0.00	N	0	0.00	N	0	0.00	N	0	0.00	N	0	0.00	N	0
03/2023	0.00	N	0	0.00	N	0	0.00	N	0	0.00	N	0	0.00	N	0
02/2023	0.00	N	0	0.00	N	0	0.00	N	0	0.00	N	0	0.00	N	0
01/2023	0.00	N	0	0.00	N	0	0.00	N	0	0.00	N	0	0.00	N	0
12/2022	0.00	N	0	0.00	N	0	0.00	N	0	0.00	N	0	0.00	N	0
11/2022	0.00	N	0	0.00	N	0	0.00	N	0	0.00	N	0	0.00	N	0
10/2022	0.00	N	0	0.00	N	0	0.00	N	0	0.00	N	0	0.00	N	0
09/2022	0.00	N	0	0.00	N	0	0.00	N	0	0.00	N	0	0.00	N	0

* BASIC Measures are the absolute SMS scores that are compared within each Safety Event Group to determine the BASIC Score percentiles.

BASIC Measures by Cargo Group ToC

Fleet Size: 1-5 PUs															
Cargo Group (Companies)	Unsafe Driving		Hours of Service		Driver Fitness		Controlled Substance		Vehicle Maintenance		HM Compliance		Crash		
	Avg.	Comp. to Avg.	Avg.	Comp. to Avg.	Avg.	Comp. to Avg.	Avg.	Comp. to Avg.	Avg.	Comp. to Avg.	Avg.	Comp. to Avg.	Avg.	Comp. to Avg.	
Bulk Goods (255134)	0.77	Better	0.25	Better	0.13	Better	0.01	Better	1.74	Better	0.01	Better	0.06	Better	
General Freight (488964)	0.79	Better	0.26	Better	0.20	Better	0.02	Better	1.91	Better	0.01	Better	0.06	Better	
RRD CARRIER INC	0.00		0.00		0.00		0.00		0.00		0.00		0.00		

Estimated ISS Score: 72 Optional Inspect ToC About the Inspection Selection System



Estimated ISS Score History - Table ToC

Date	Estimated ISS Score	Recommendation	Algorithm
04/26/2024	72	Optional Inspect	Insufficient Data Algorithm
03/29/2024	72	Optional Inspect	Insufficient Data Algorithm
02/23/2024	72	Optional Inspect	Insufficient Data Algorithm
01/26/2024	72	Optional Inspect	Insufficient Data Algorithm
12/29/2023	72	Optional Inspect	Insufficient Data Algorithm
11/24/2023	66	Optional Inspect	Insufficient Data Algorithm
10/27/2023	69	Optional Inspect	Insufficient Data Algorithm
09/29/2023	63	Optional Inspect	Insufficient Data Algorithm
08/25/2023	63	Optional Inspect	Insufficient Data Algorithm
07/28/2023	63	Optional Inspect	Insufficient Data Algorithm
06/30/2023	63	Optional Inspect	Insufficient Data Algorithm
05/26/2023	63	Optional Inspect	Insufficient Data Algorithm
04/28/2023	63	Optional Inspect	Insufficient Data Algorithm
03/31/2023	63	Optional Inspect	Insufficient Data Algorithm
02/24/2023	63	Optional Inspect	Insufficient Data Algorithm
01/27/2023	63	Optional Inspect	Insufficient Data Algorithm
12/30/2022	63	Optional Inspect	Insufficient Data Algorithm
11/25/2022	63	Optional Inspect	Insufficient Data Algorithm
10/28/2022	63	Optional Inspect	Insufficient Data Algorithm
09/30/2022	63	Optional Inspect	Insufficient Data Algorithm

Investigation Results ToC

No Investigations reported on FMCSA website

Penalties History ToC

No Penalties reported on FMCSA website.

Acute Critical Violations (Based on Investigations as per CSA Methodology Appendix A) ToC

No Data

No red flag violations in the last 24 months

DOT Registration Information: The following information on this specific DOT # is from the Federal DOT (as of Operating Authority

DOT Registration: 09/09/2022		Total Power Units: 1	Total Trucks: 1	Total Trailers: 1	Total Passenger Vehicles: 0
Status	Entity Type	Organization Type	Nation	Total Cars	Drivers / CDL Drivers
A	C	-	US	0	1 / 1
MCS-150 Date	Op Codes	Shipper Op Codes	Shipper HazMat Op Codes	Latest Review Type	Latest Review Document Number(Date)
01/31/2024	A				- (01/01/1900)
MCS-150 Mileage (Year)	Record Update Date	Transports Hazmats	DOT Census Date	Recordable Accident Rate	Preventable Accident Rate
100,000 (2023)	01/31/2024	N	01/01/1900	0%	0%
MCS-151 Mileage	Safety Rating (Date)	SEA Accident	SEA Driver	SEA Vehicle	SEA Management
0	None (None)	0%	0%	0%	0%
Classification Codes		Cargo Carried (per MCS-150)			
Authorized-For-Hire		General Freight, Fresh Produce, Paper products			



DOT MCS-150 History ToC			(as of 08/09/2023 DOT census)						
Census Date	MCS-150 Date	MCS-150 Mileage	VMT Year	Power Units	Drivers	Trailers	Company Rep1	Company Rep2	Email
8/9/2023	8/3/2023	100000	2022	1	1	0	RAKESH KUMAR		LATHROPCARRIER@GMAIL.COM
10/10/2022	9/13/2022	1	2021	1	1	0	RAKESH KUMAR		LATHROPCARRIER@GMAIL.COM

Crash Summary Chart **ToCCrashes Summary - Chart (based on all available crash data)**

No Data

Crashes Summary - Table (based on all available crash data) **ToC**

	TOTAL	Last 6 months	7-12 months	13-18 months	19-24 months	25-30 months	30-36 months	37-41 months	42-48 months	Over 49 months
Total Reportable	0	0	0	0	0	0	0	0	0	0
Fatalities	0	0	0	0	0	0	0	0	0	0
Injuries	0	0	0	0	0	0	0	0	0	0
Tow Away	0	0	0	0	0	0	0	0	0	0
With Citations	0	0	0	0	0	0	0	0	0	0
Federal Recordable	0	0	0	0	0	0	0	0	0	0
Preventable	0	0	0	0	0	0	0	0	0	0
Crash per Pwr Unit	-	0.0%	0.0%	0.0%	0.0%	0.0%	0.0%	0.0%	0.0%	-

Inspection Summary **ToC**

The following inspection information is based on results for 24 months prior to: 05/19/2024. Please note that the total inspections number is not necessarily the total of the vehicle, driver and hazmat inspections, as one inspection may have included any combination of the below inspections.

Overall	Vehicle	Driver	Hazmat
(Please note that the total inspections number is not necessarily the total of the vehicle, driver and hazmat inspections, as one inspection may have included any combination of the below inspections) Total Inspections: 2 Total Out of Service: 0 Out of Service: 0% National Average: 21.26% Difference: -21.26%	Total Inspections: 0 Total Out of Service: 0 Out of Service: 0.00% National Average: 24.6% Difference: -24.6%	Total Inspections: 2 Total Out of Service: 0 Out of Service: 0.00% National Average: 7.07% Difference: -7.07%	Total Inspections: 0 Total Out of Service: 0 Out of Service: 0.00% National Average: 3.71% Difference: -3.71%

Inspection Viol OOS Rates by Cargo Group **ToC**

Cargo Group	OVERALL		VEHICLE		DRIVER		HAZMAT	
	Average	Compared to Average	Average	Compared to Average	Average	Compared to Average	Average	Compared to Average
Bulk Goods	24.54%	Better	22.26%	Better	9.53%	Better	0.22%	Better
General Freight	29.01%	Better	24.66%	Better	13.13%	Better	0.28%	Better
RRD CARRIER INC	0%		0%		0%		0%	



FHWA Registration Information: The following data on this Motor Carrier is from the Federal Hwy Administration (as of 5/20/2024)

Docket Number	DOT Number	Company Name	DBA Name	Address	City	State	Country	ZIP Code
MC1470067	3950499	RRD CARRIER INC		322 BLUE SKY DR	LATHROP	CA	US	95330
Phone Number	Fax Number	Mail Address	Mail City	Mail State	Mail Contry	Mail ZIP Code	Mail Phone Number	Mail Fax Number
(209)-666-7024		322 BUE SKY DR	LATHROP	CA	US	95330		
Date of Last Change	Freight	Passenger	Household Goods	Active Authority	Pending Authority	Revocation Pending Authority		
5/20/2024	Y	N	N	/ Common /	/	/		

Insurance Required (as of 05/20/2024) ToC

Docket Number	Insurance Type	Insurance Required	Insurance on File
MC1470067	BIPD	\$750k	\$750k
MC1470067	Cargo	No	No
MC1470067	Bond	No	No

Active / Pending Insurance (as of 05/20/2024)

Docket Number	Form	Type	Insurance Carrier	Policy/Surety	Coverage From	Coverage To	Required	On File	Effective Date	Cancel Date
MC1470067	91X	BIPD/Primary	SUTTON SPECIALTY INSURANCE CO	WHI01000001645-01	\$0k	\$750k	\$750k	\$750k	05/17/2024	-

Insurance History (as of 05/20/2024)

Docket Number	Form	Type	Insurance Carrier	Policy/Surety	Coverage From	Coverage To	Effective Date From	Effective Date To
MC1470067	91X	BIPD/Primary	SUTTON SPECIALTY INSURANCE CO	WHI01000001645-00	\$0k	\$750k	05/17/2023	05/17/2024 35

FHWA Authorities (as of 05/20/2024) ToC

Docket#	L&I Name	Active Authority	Inactive Authority	Pending Authority	Revocation Pending Authority	Freight	Passenger	Household Goods
MC1470067	RRD CARRIER INC	Common /				Yes	No	No

Authority History (as of 05/20/2024)

Docket Number	Sub	Auth Type	Original Action	Disposition
MC1470067		COMMON	INVOLUNTARY REVOCATION 4/22/2024 12:00:00 AM	DISCONTINUED REVOCATION 5/20/2024 12:00:00 AM
MC1470067		COMMON	GRANTED 5/23/2023 12:00:00 AM	

Severe Violations (i.e. those with >= 8 points) - Chart ToC

No Data



Severe Violations (i.e. those with >= 8 points) - Table

No Data

Violation Report [ToC](#)

Inspection Date	Inspection State	BASIC	Violation Description	OOS	VIN	Severity Points
10/08/2023	IA	-	392.2FT - State Or International Fuel Tax (Ifta) Violation	No	1XKYD49X8HJ108343	0

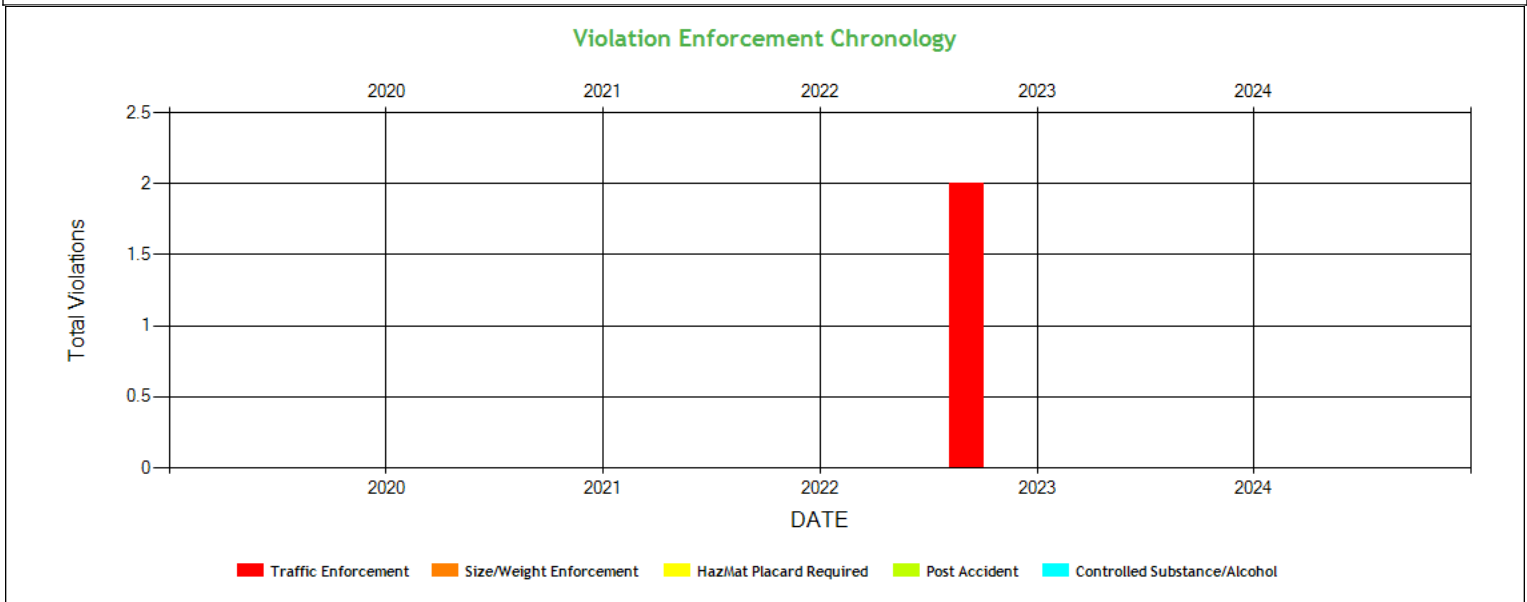
No filters were applied when generating this report, see the live report for more options.

Violation Summary [ToC](#)

BASIC	Violation Group	Code	Description	# of Violations	# of OOS Violations	Severity Points
	Not used in SMS Calculation	392.2FT	State Or International Fuel Tax (Ifta) Violation	1	0	0

No filters were applied when generating this report, see the live report for more options.

Violation Enforcement Chronology - Chart [ToC](#)

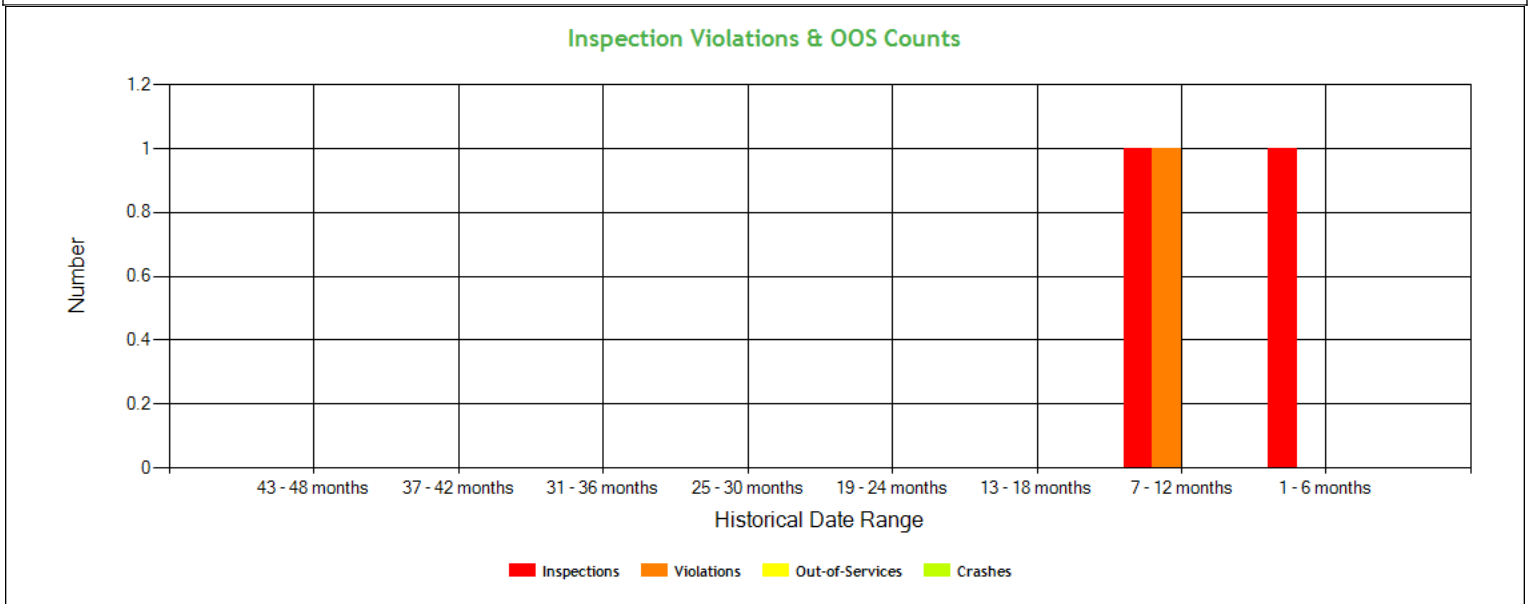


Violation Enforcement Chronology - Table [ToC](#)

	2020	2021	2022	2023	2024
Traffic Enforcement	0	0	0	2	0
Size/Weight Enforcement	0	0	0	0	0
HazMat Placard Required	0	0	0	0	0
Post Accident	0	0	0	0	0
Controlled Substance/Alcohol	0	0	0	0	0



Inspection Violations & OOS Counts - Chart ToC



Inspection Violations & OOS Counts - Table ToC

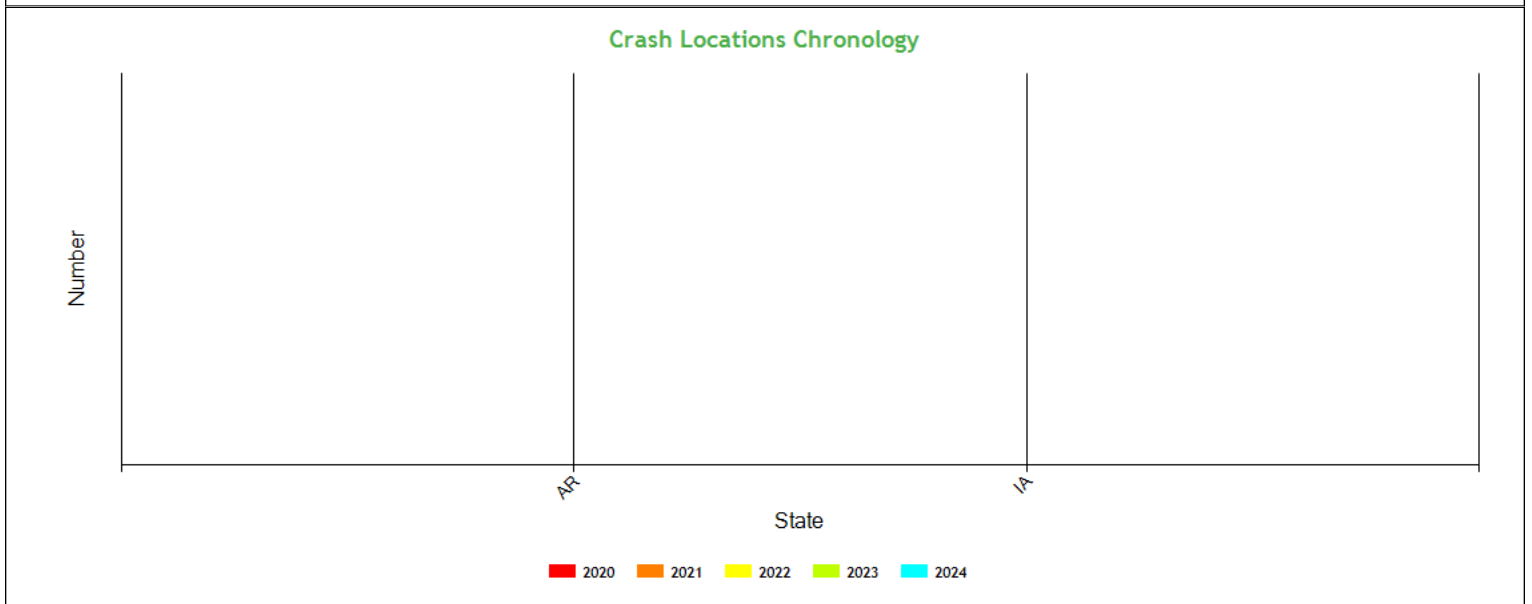
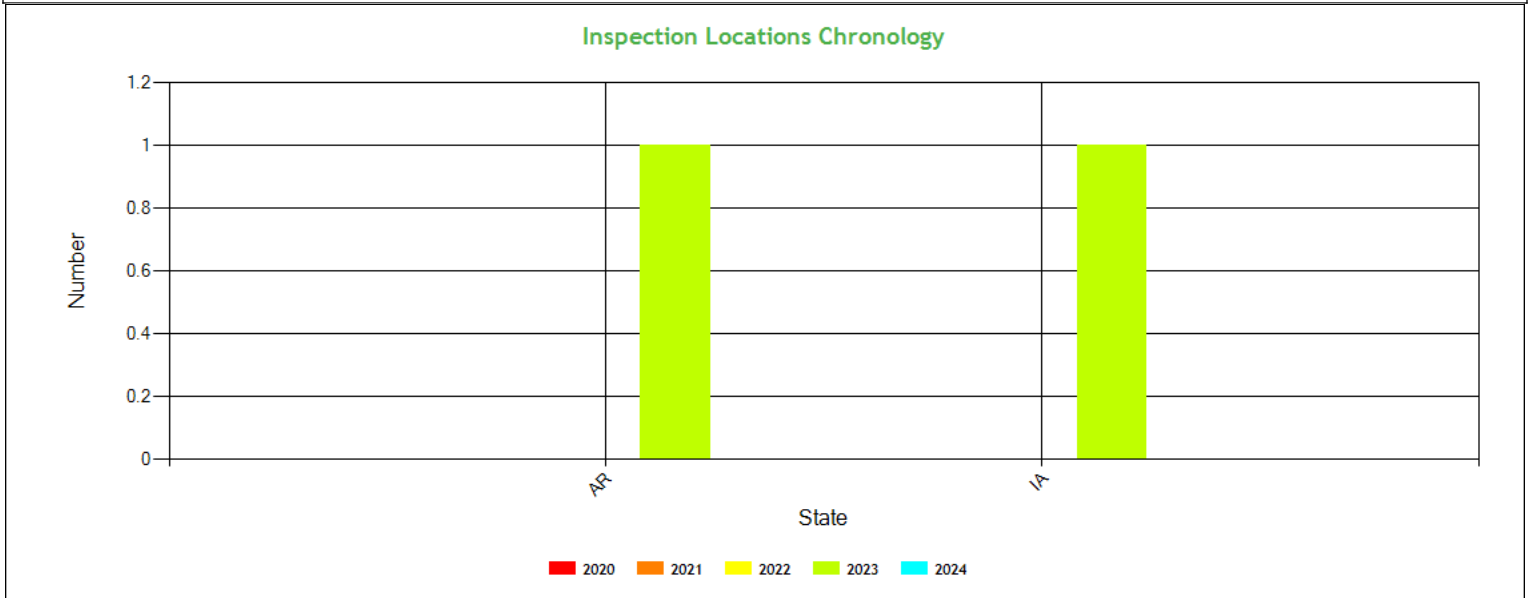
Date Range	Inspections	Violations	Out-of-Services	Crashes
TOTAL	2	1	0	0
1 - 6 months	1	0	0	0
7 - 12 months	1	1	0	0
13 - 18 months	0	0	0	0
19 - 24 months	0	0	0	0
25 - 30 months	0	0	0	0
31 - 36 months	0	0	0	0
37 - 42 months	0	0	0	0
43 - 48 months	0	0	0	0

Radius of Operation (based on Inspections and Crashes during the past 3 years) ToC

	Total	Drive between 0 and 50 miles radius	Drive between 51 and 200 miles radius	Drive between 201 and 300 miles radius	Drive between 301 and 400 miles radius	Drive between 401 and 500 miles radius	Drive between 501 and 600 miles radius	Drive beyond 600 miles radius
Power Units (i.e. unique VINs)	1	0	0	0	0	0	0	1
Percent	100%	0%	0%	0%	0%	0%	0%	100%



Inspection & Crash Locations - Chart ToC



Inspection & Crash Locations - Table ToC

State	Inspections					Violations					Out-of-Services					Crashes				
	2020	2021	2022	2023	2024	2020	2021	2022	2023	2024	2020	2021	2022	2023	2024	2020	2021	2022	2023	2024
TOTAL	0	0	0	2	0	0	0	0	1	0	0	0	0	0	0	0	0	0	0	0
AR	0	0	0	1	0	0	0	0	0	0	0	0	0	0	0	0	0	0	0	0
IA	0	0	0	1	0	0	0	0	1	0	0	0	0	0	0	0	0	0	0	0

Hot Spot Summary ToC

Year	Month	Level 5	Level 5 %	Level 4	Level 4 %	Level 3	Level 3 %	Level 2	Level 2 %	Level 1	Level 1 %	Level 0	Level 0 %	Levels 1 - 5	Levels 1 - 5 %
2023	December (Partial)	0	0.00%	0	0.00%	1	50.00%	0	0.00%	0	0.00%	0	0.00%	1	50.00%
2023	October	0	0.00%	0	0.00%	0	0.00%	0	0.00%	0	0.00%	1	50.00%	0	0.00%



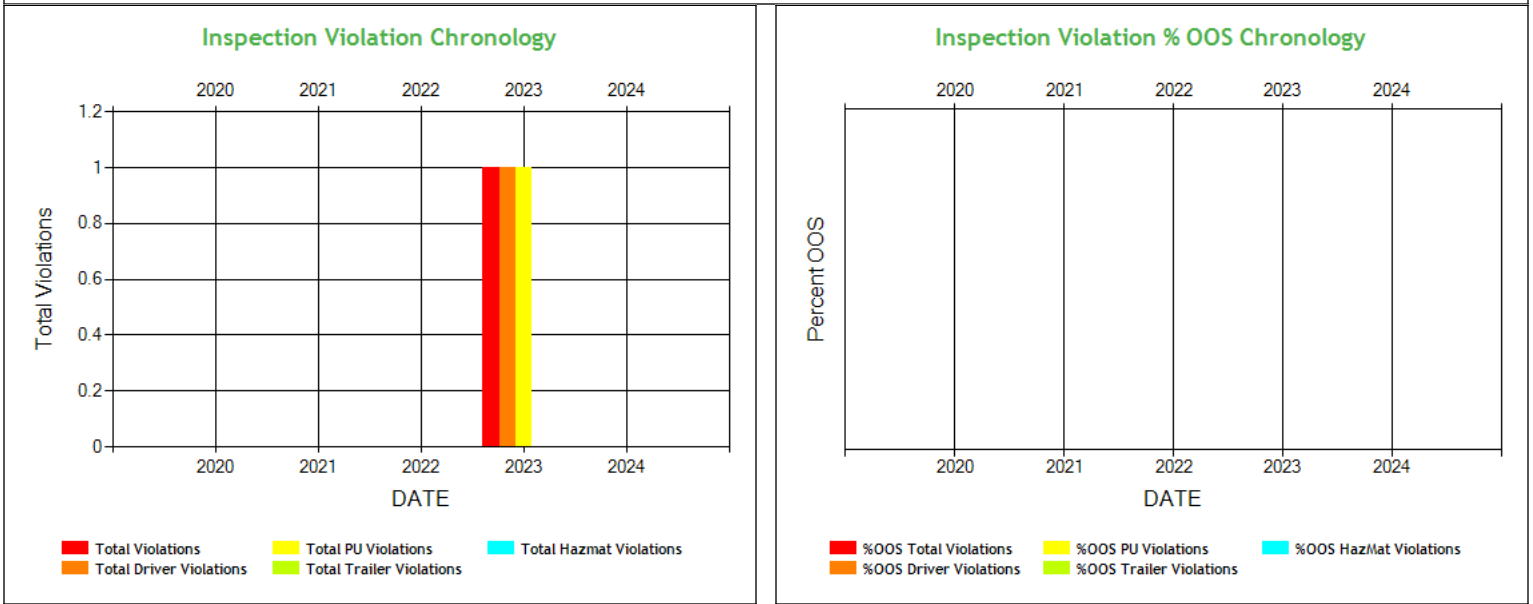
Totals	0	0.00%	0	0.00%	1	50.00%	0	0.00%	0	0.00%	1	50.00%	1	50.00%
--------	---	-------	---	-------	---	--------	---	-------	---	-------	---	--------	---	--------

Hot Spot Analysis

State	County	Level	Count	Percentage
AR	Crittenden	3	1	50.00%

Report generated using the last 12 full months of inspection data

Inspection Violation % OOS Chronology - Chart ToC

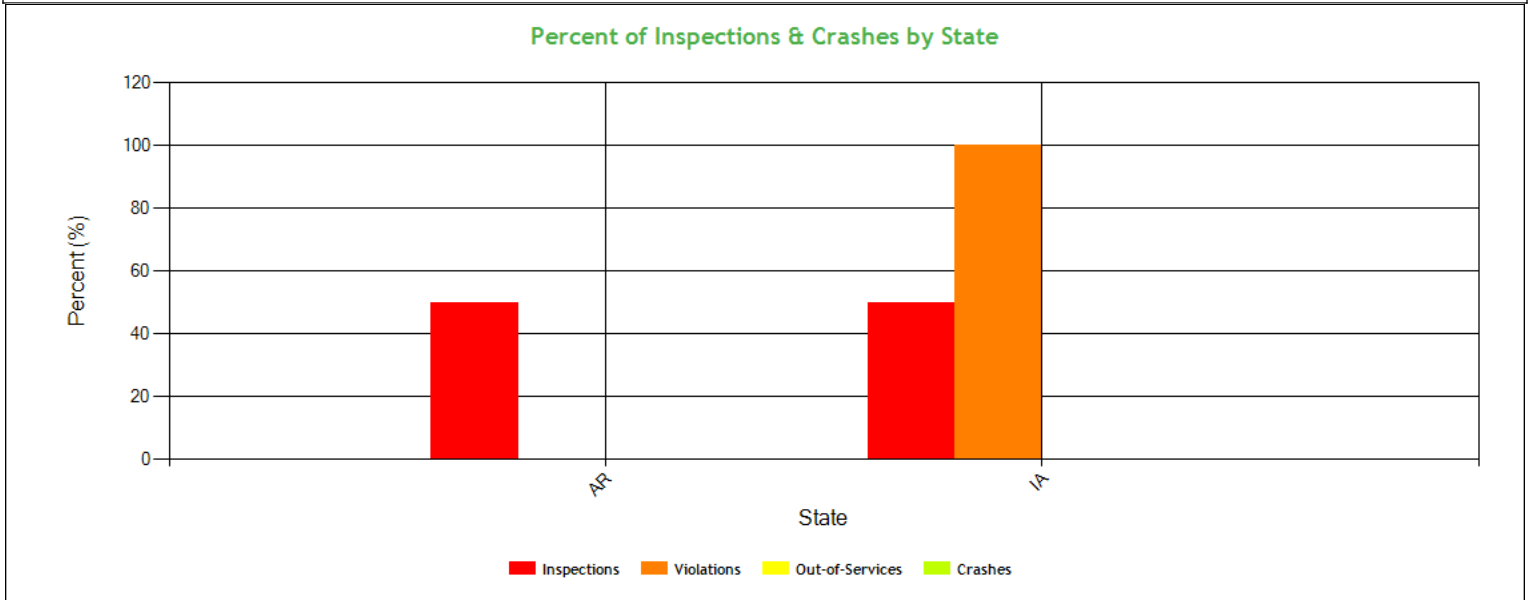


Inspection Violation % OOS Chronology - Table ToC

	2020	2021	2022	2023	2024
Total Violations	0	0	0	1	0
Total Out Of Services	0	0	0	0	0
%OOS Total Violations	0	0	0	0	0
Total Driver Violations	0	0	0	1	0
Total Driver Out Of Services	0	0	0	0	0
%OOS Driver Violations	0	0	0	0	0
Total PU Violations	0	0	0	1	0
Total PU Out Of Services	0	0	0	0	0
%OOS PU Violations	0	0	0	0	0
Total Trailer Violations	0	0	0	0	0
Total Trailer Out Of Services	0	0	0	0	0
%OOS Trailer Violations	0	0	0	0	0
Total Hazmat Violations	0	0	0	0	0
Total Hazmat Out Of Services	0	0	0	0	0
%OOS HazMat Violations	0	0	0	0	0



Percent of Insp & Crash by State - Chart [ToC](#)



Percent of Insp & Crash by State - Table (based on Inspection data from the last 4 years) [ToC](#)

State	Inspections		Violations		Out-of-Services		Crashes	
	Total	Percent	Total	Percent	Total	Percent	Total	Percent
	2	100	1	100	0	100	0	100
AR	1	50	0	0	0	0	0	0
IA	1	50	1	100	0	0	0	0

VIN Insp Summary by State (based on inspection from the last 2 years) [ToC](#)

VIN	Insp	Viol Pts	Counts in each State			
			AR		IA	
			Insp	Viol Pts	Insp	Viol Pts
TOTALS	4/0*	2/0**	1	0	1	0
1XKYD49X8HJ108343	2	0	1	0	1	0
1JJV532D7PL378292	1	0	1	0	0	0

*<Total number of inspections for these 2 VIN(s)>/n<Total number of inspections for these 2 state(s)>
 **<Total severity sum for these 2 VIN(s)>/n<Total severity sum for these 2 state(s)>

Violations By Unit Type [ToC](#)

of Violations: 1 Total Severity: 0 based on inspections in the last 2 years

Violation Unit: Driver	# of Violations: 1	Total Severity: 0	% of Total: 0
Viol. Group: Not used in SMS Calculation	# of Violations: 1	Total Severity: 0	% of Total: 0
Violation	Number of Occurences	Viol. Severity	Total Severity
392.2FT:State Or International Fuel Tax (lfta) Violation	1	0	0



Equipment Ownership ToC Equipment Ownership (based on MCS-150 dated 1/31/2024)					
	Trucks	Tractors	Trailers	Motor Coaches	Vans
Owned	0	1	1	0	0
Term Leased	0	0	0	0	0
Trip Leased	0	0	0	0	0
Total No.	0	1	1	0	0

Equipment Details Power Units ToC									
VIN	Latest Insp Date	Year	Make	Model	Body Class	Body Type	Axles	Len	Fuel Type
1XKYD49X8HJ108343	12/04/2023	2017	KENWORTH	T680	Truck-Tractor	-	-	-	Diesel

Equipment Details Trailers									
VIN	Latest Insp Date	Year	Make	Model	Body Class	Body Type	Axles	Len	Fuel Type
1JJV532D7PL378292	12/04/2023	2023	WABASH NATIONAL	FRP Drop Frame	Trailer	Van Trailer	2	53	-

Vehicle Age ToC				
Year	# Power Units	PU Percentage	# Trailers	Trailres Percentage
2023	0	0.00%	1	100.00%
2017	1	100.00%	0	0.00%

Based on 24 months of inspection data, see the live report for more options

States of Power Unit Registrations ToC		
State	AR	IA
Number of Power Units	1	1

Equipment Acquisitions - Table ToC						
	Power Units inspected for 1st time in past 12 months	Power Units inspected for 1st time in past 24 months	Power Units inspected during entire date range	Trailers inspected for 1st time in past 12 months	Trailers inspected for 1st time in past 24 months	Trailers inspected during entire date range
Unique VINs	1	1	1	1	1	1
Unique License Plates	1	1	1	1	1	1
License Plate States	1	1	1	1	1	1

Driver Details ToC Driver Details (based on MCS-150 dated 1/31/2024)			
	Within 100 mi	Beyond 100 mi	TOTAL
# Drivers Interstate	0	1	1
# Drivers Intrastate	0	0	0
TOTAL	0	1	/

Avg. # Trip Lease Drivers/Mo: 0 # Drivers Grand Total: 1 # Drivers Commercially Licensed: 1



Shared VIN Summary [ToC](#)

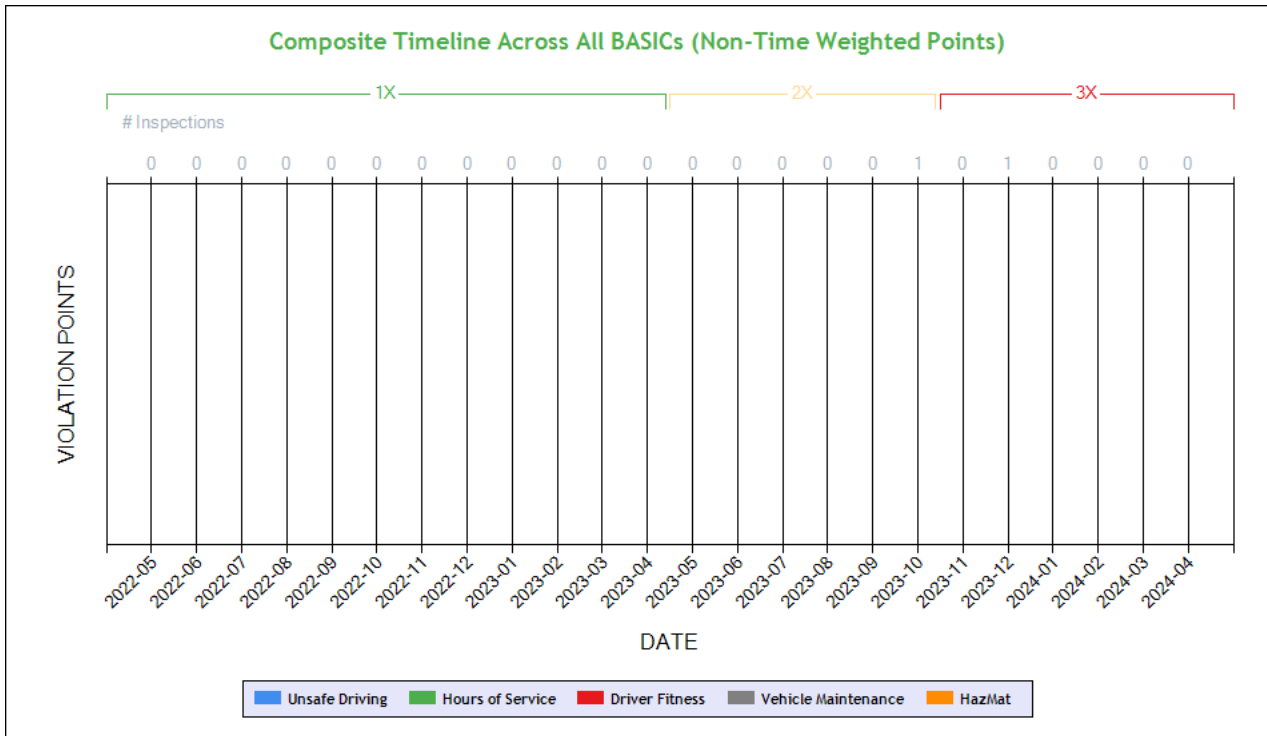
No Data

SHIPPER DETAIL [ToC](#) based on Inspection results for the last 4 years

Shipper Name	Number of Inspections	Shipper Name	Number of Inspections
COSTCO DDC	1	UNITED STATES COLD STORAGE OF CA	1



Carrier Underwriting Report Safety Summary ToC



Time-Weighted Violation Points - no data available to draw a chart

Time-Weighted Violation Points by Vehicle - no data available to draw a chart

See the Excel file for the complete analysis

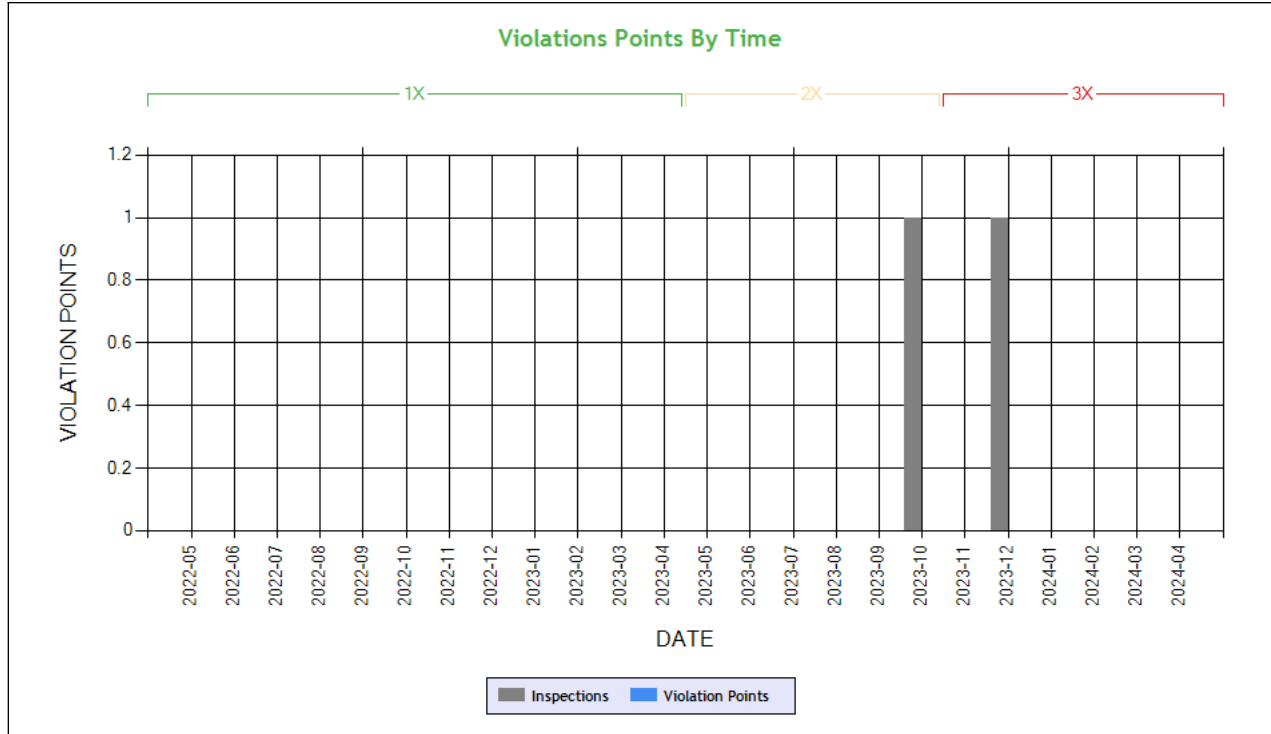
Violations is in (1-6/7-12/13-24mo)

Shaded = Out Of Service Violation		
Violation Group		
Violation Description	Total Time-weighted Points by VIN	% of Total Time-weighted Points by VIN
Driver Resp		
Total Time-weighted Points		
% Total Time-Wt Pts		



SAFETY ANALYSIS ToC

Unsafe Driving



Time-Weighted Violation Points - no data available to draw a chart

Time-Weighted Severity Points by Vehicle - no data available to draw a chart

See the Excel file for the complete analysis

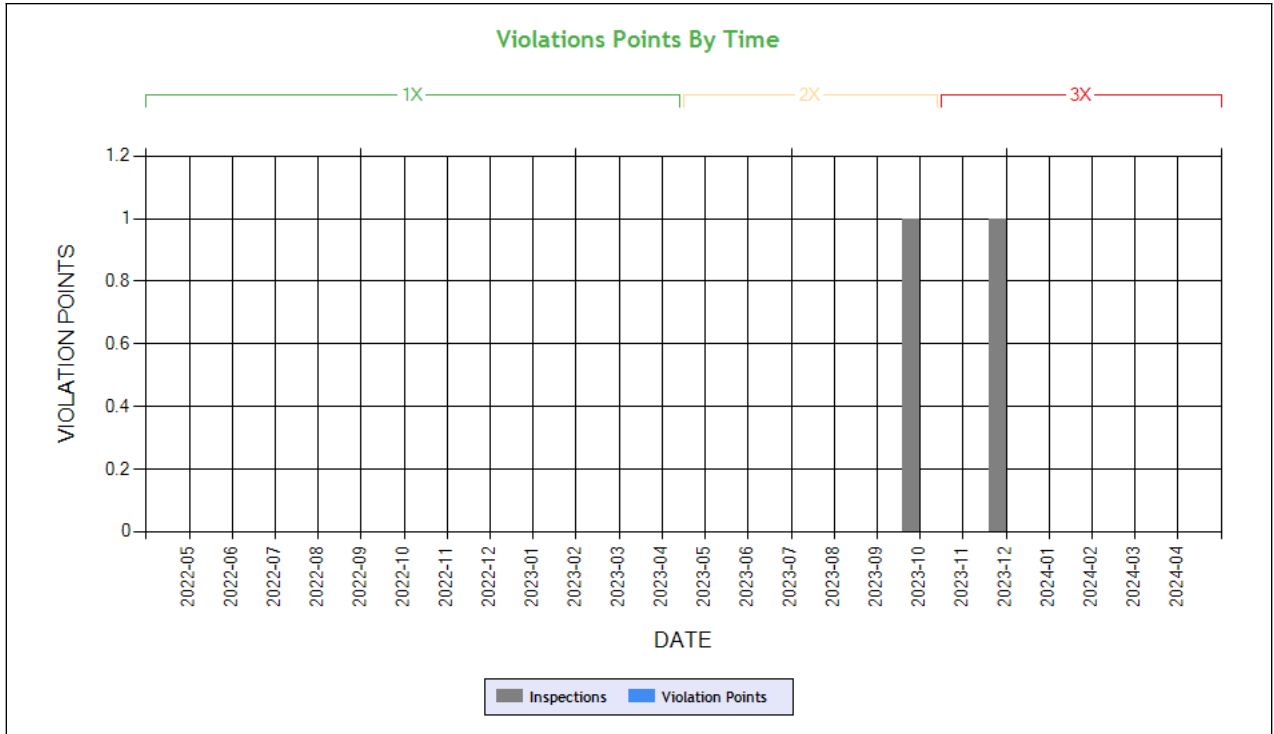
Violations is in (1-6/7-12/13-24mo)

Shaded = Out Of Service Violation		
Violation Group		
Violation Description	Total Time-weighted Points by VIN	% of Total Time-weighted Points by VIN
Driver Resp		
Total Time-weighted Points		
% Total Time-Wt Pts		

HOS Compliance

Time-Weighted Violation Points - no data available to draw a chart

Time-Weighted Severity Points by Vehicle - no data available to draw a chart



Carrier Software
 1-800-646-5152
 info@CarrierSoftware.com

CONFIDENTIAL - Intended for use by Amerigo Insurance Agency - Date: 5/20/2024

RRD CARRIER INC - DOT# 3950499 / MC1470067

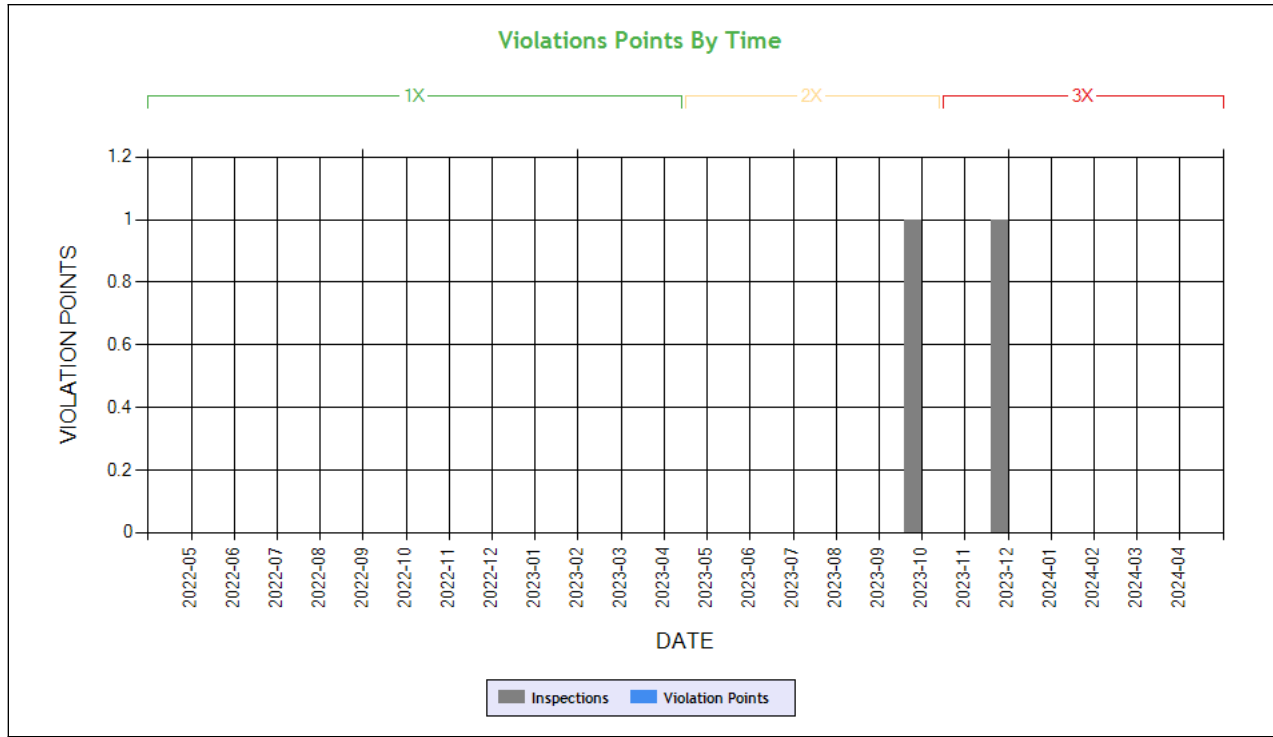
See the Excel file for the complete analysis

Violations is in (1-6/7-12/13-24mo)

Shaded = Out Of Service Violation		
Violation Group		
Violation Description	Total Time-weighted Points by VIN	% of Total Time-weighted Points by VIN
Driver Resp		
Total Time-weighted Points		
% Total Time-Wt Pts		



Driver Fitness



Time-Weighted Violation Points - no data available to draw a chart

Time-Weighted Severity Points by Vehicle - no data available to draw a chart

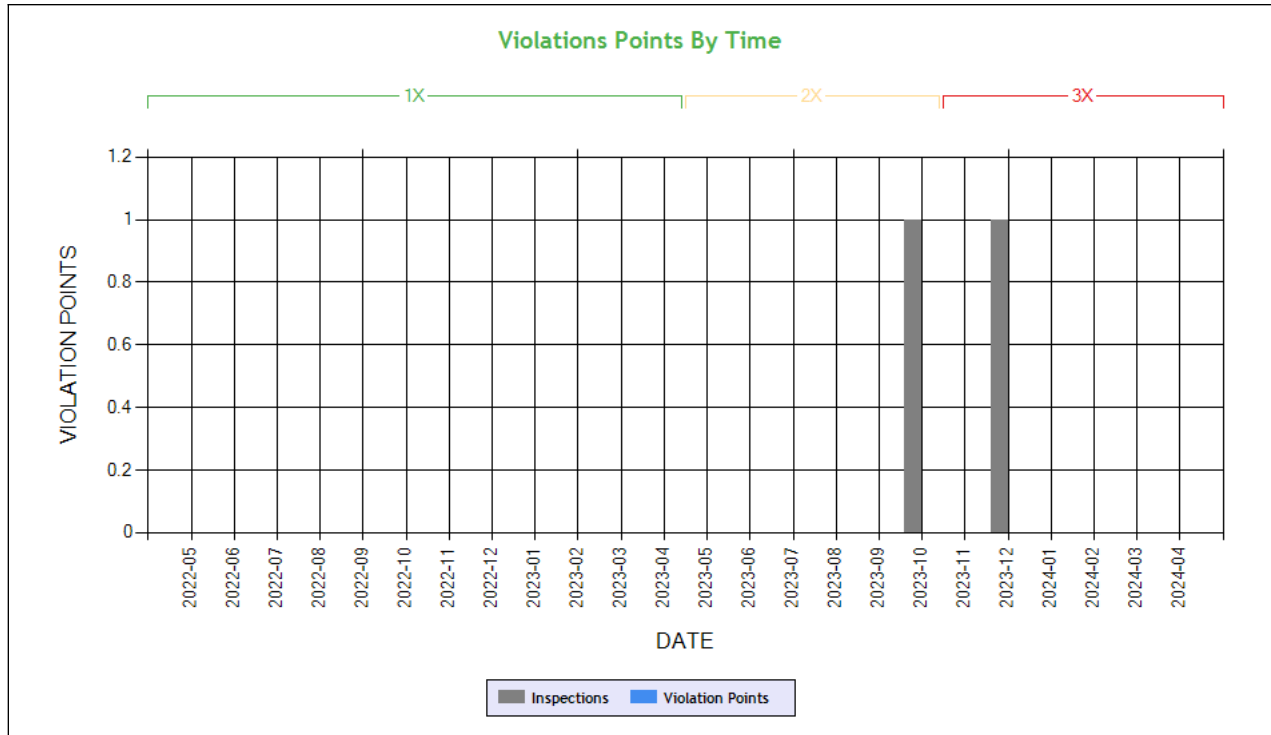
See the Excel file for the complete analysis

Violations is in (1-6/7-12/13-24mo)

Shaded = Out Of Service Violation		
Violation Group		
Violation Description	Total Time-weighted Points by VIN	% of Total Time-weighted Points by VIN
Driver Resp		
Total Time-weighted Points		
% Total Time-Wt Pts		



Vehicle Maintenance



Time-Weighted Violation Points - no data available to draw a chart

Time-Weighted Severity Points by Vehicle - no data available to draw a chart

See the Excel file for the complete analysis

Violations is in (1-6/7-12/13-24mo)

Shaded = Out Of Service Violation		
Violation Group		
Violation Description	Total Time-weighted Points by VIN	% of Total Time-weighted Points by VIN
Driver Resp		
Total Time-weighted Points		
% Total Time-Wt Pts		

COLOR CODED CRASH TABLE ToC

No crashes have been reported by the DOT on this Motor Carrier

INSPECTIONS WITH SHARED EQUIPMENT:

No Data



LEGEND
Vehicle Information
Inspection for DOT # being analyzed
Inspection for Different DOT #
Crash Information for specific VIN

INSPECTION DETAILS for ALL Inspections

PDF shows the first 100 Power Unit & Trailer VINs with most recent inspections using data from the last 4 years

POWER UNIT Inspections Section

VIN: 1XKYD49X8HJ108343		Unit: Truck Tractor		Year: 2017	Make: KENWORTH		
DOT No: 3950499		Docket No: MC1470067		Name: RRD CARRIER INC		Interstate: Yes	
Date	Unit License	Unit Lic State	Violation Unit	Violation Description	Severity	OOS	Citation
12/04/2023	YP15307	CA	-	-	-	-	-
10/08/2023	YP15307	CA	D	392.2FT - State Or International Fuel Tax (Ifta) Violation	0	No	
DOT No: 3118739		Docket No: MC86740		Name: CAL CARRIER INC		Interstate: Yes	
Date	Unit License	Unit Lic State	Violation Unit	Violation Description	Severity	OOS	Citation
04/21/2023	YP15307	CA	1	393.47E - Clamp/Roto-Chamber type brake(s) out of adjustment	4	No	
04/21/2023	YP15307	CA	1	395.20B - The ELDs display screen cannot be viewed outside of the commercial motor vehicle.	5	No	LC99498
04/21/2023	YP15307	CA	1	395.8E - False report of drivers record of duty status	7	No	LC99498
09/09/2021	YP15307	CA	-	-	-	-	-
05/13/2021	YP15307	CA	-	-	-	-	-
DOT No: 53467		Docket No: MC138328		Name: WERNER ENTERPRISES INC		Interstate: Yes	
Date	Unit License	Unit Lic State	Violation Unit	Violation Description	Severity	OOS	Citation
06/27/2019	W23185	NE	-	-	-	-	-
01/29/2019	W23185	NE	-	-	-	-	-

TRAILER Inspections Section

VIN: 1XKYD49X8HJ108343		Unit: Truck Tractor		Year: 2017	Make: KENWORTH		
DOT No: 3950499		Docket No: MC1470067		Name: RRD CARRIER INC		Interstate: Yes	
Date	Unit License	Unit Lic State	Violation Unit	Violation Description	Severity	OOS	Citation
12/04/2023	YP15307	CA	-	-	-	-	-
10/08/2023	YP15307	CA	D	392.2FT - State Or International Fuel Tax (Ifta) Violation	0	No	
DOT No: 3118739		Docket No: MC86740		Name: CAL CARRIER INC		Interstate: Yes	
Date	Unit License	Unit Lic State	Violation Unit	Violation Description	Severity	OOS	Citation
04/21/2023	YP15307	CA	1	393.47E - Clamp/Roto-Chamber type brake(s) out of adjustment	4	No	
04/21/2023	YP15307	CA	1	395.20B - The ELDs display screen cannot be viewed outside of the commercial motor vehicle.	5	No	LC99498
04/21/2023	YP15307	CA	1	395.8E - False report of drivers record of duty status	7	No	LC99498
09/09/2021	YP15307	CA	-	-	-	-	-
05/13/2021	YP15307	CA	-	-	-	-	-
DOT No: 53467		Docket No: MC138328		Name: WERNER ENTERPRISES INC		Interstate: Yes	



Date	Unit License	Unit Lic State	Violation Unit	Violation Description	Severity	OOS	Citation
06/27/2019	W23185	NE	-	-	-	-	-
01/29/2019	W23185	NE	-	-	-	-	-

Inspection Summary By Month (based on inspections from the last 4 years) ToC						
Year-Month	Number of Inspections	Number of Power Units	Total Violations	Total OOS Inspections	Total Severity Points	Number of Crashes
2023-12	1	1	0	0	0	0
2023-10	1	1	1	0	0	0

Note: The most recent month's counts may not include all the inspections for that month.

VIN Inspection Violation Details ToC									
# of VINs: 1 # of Insp: 1 Severity Weight: 0 Avg. Weight/VIN: 0.0 (based on inspections in the last 4 years, showing top 50 VINs inspected most recently)									
VIN 1XKYD49X8HJ108343		# of Inspections: 1		Total Severity: 0		Percentage of Total: 0		Avg. Weight Per Inspection: 0.0	
Inspection Date	Inspection ID	Inspection State	Location Description	Total Severity	# of Violations	Shipper Name	Inspection Level	Post Accident	Out of Service
10/08/2023	79862545	IA	I80EB, MM 155 COLFAX	0	1	UNITED STATES COLD STORAGE OF CA	3	No	No
BASIC		Unit Type		Severity		Description		Out of Service	
		Truck Tractor		0		392.2FT:State Or International Fuel Tax (lfta) Violation		No	

Inspection History ToC							
Inspection Date	Report Number	Report State	Plate Number	Plate State	Type	Severity Weight	Time Weight
12/04/2023	542E006562	AR	YP15307	CA	Truck Tractor		3
10/08/2023	000TT42KVX	IA	YP15307	CA	Truck Tractor		2
1XKYD49X8HJ108343 - Power Unit - State/Local Laws Violation: 392.2FTState Or International Fuel Tax (lfta) Violation						0	

Only the first 20 inspections are shown. See the live report for more data.