



Table of Contents

| | |
|--|---|
| 1. Overview | 2. BASIC Scores History |
| 3. BASIC Measures | 4. KPI: BASIC Measures by Cargo Group |
| 5. Estimated ISS Score | 6. Investigation Results |
| 7. Penalties History | 8. Acute Critical Violations |
| 9. Red Flag Violation Details | 10. DOT Registration Information |
| 11. DOT MCS-150 History | 12. Crash Summary |
| 13. Inspection Summary | 14. KPI: Inspection Viol OOS Rates by Cargo Group |
| 15. FHWA Registration Information | 16. FHWA Insurance Information |
| 17. FHWA Authorities | 18. Severe Violations |
| 19. Violation Report | 20. Violation Summary |
| 21. Violation Enforcement Chronology | 22. Inspection Violations & OOS Counts |
| 23. Radius Of Operation | 24. Inspection & Crash Locations |
| 25. Cargo Hot Spots | 26. Inspection Violations & OOS Chronology |
| 27. Percent of Insp & Crash by State | 28. VIN Insp Summary by State |
| 29. Violations By Unit Type | 30. Equipment Ownership |
| 31. Equipment Details | 32. Vehicle Age |
| 33. States of Power Unit Registrations | 34. Equipment Acquisitions |
| 35. Driver Details | 36. Shared VIN Summary |
| 37. Shipper Table | 38. Safety Summary |
| 39. Safety Details | 40. Crash Detail Color Coded |
| 41. Inspections with Shared Equipment | 42. Inspection Tabular Details |
| 43. Inspection Summary By Month | 44. VIN Inspection Violation Details |
| 45. Inspection History | |



Business Address

606 BOOMERANG DR
 BAKERSFIELD, CA
 93307

Contact Info

(661)-662-6295
 JAGDEEPGILL9891@GMAIL.COM

FHWA Address

606 BOOMERANG DR
 BAKERSFIELD, CA, 93307
 Phone: (661)-662-6295

Mailing Address


606 BOOMERANG DR
 BAKERSFIELD, CA
 93307-6604

Overview ToC

Operating Status: AUTHORIZED FOR Property
 2 other companies viewed this DOT in the past two months
Crash/PU ratio: 0.0%
Clean Inspection ratio: 100.0%

Estimated BASIC Scores (as of 12/27/2024)

| | Unsafe Driving | Hours of Service | Driver Fitness | Controlled Sub. and Alcohol | Vehicle Maintenance | HM Compliance | Crash |
|------------------------|----------------|------------------|----------------|-----------------------------|---------------------|---------------|-------|
| Relative Scores | 0% ○ | 0% ○ | 0% ○ | 0% ○ | 0% ○ | 0% ○ | 0% ○ |
| Alert Status | No | No | No | No | No | No | No |



Estimated Inspection Selection System (ISS) Score: 66
Category: Optional Inspect

* The Estimated ISS score is based on Insufficient Data Algorithm *

BASIC Scores History - Unsafe Driving ToC

There are no Scores for this BASIC

BASIC Scores History - Hours of Service ToC

There are no Scores for this BASIC

BASIC Scores History - Driver Fitness ToC

There are no Scores for this BASIC

BASIC Scores History - Controlled Substance ToC

There are no Scores for this BASIC



| |
|---|
| BASIC Scores History - Vehicle Maintenance ToC |
| There are no Scores for this BASIC |

| |
|---|
| BASIC Scores History - Crash ToC |
| There are no Scores for this BASIC |

| |
|--|
| BASIC Scores History - Hazmat ToC |
| There are no Scores for this BASIC |

| |
|---|
| BASIC Measures: Violation Points per Inspection Trends ToC |
|---|

No inspection violations

| |
|-------------------------------------|
| BASIC Measures * - Table ToC |
|-------------------------------------|

| UD-Unsafe Driving, HOS-Hours of Service, DF-Driver Fitness, CS-Controlled Substances, VM-Vehicle Maintenance | | | | | | | | | | | | | | | |
|--|------------|-------|--------------|-------------|--------|---------------|------------|-------|--------------|------------|-------|--------------|------------|-------|--------------|
| Date | UD Measure | UD AC | UD with Viol | HOS Measure | HOS AC | HOS with Viol | DF Measure | DF AC | DF with Viol | CS Measure | CS AC | CS with Viol | VM Measure | VM AC | VM with Viol |
| 12/2024 | 0.00 | N | 0 | 0.00 | N | 0 | 0.00 | N | 0 | 0.00 | N | 0 | 0.00 | N | 0 |
| 11/2024 | 0.00 | N | 0 | 0.00 | N | 0 | 0.00 | N | 0 | 0.00 | N | 0 | 0.00 | N | 0 |
| 10/2024 | 0.00 | N | 0 | 0.00 | N | 0 | 0.00 | N | 0 | 0.00 | N | 0 | 0.00 | N | 0 |
| 09/2024 | 0.00 | N | 0 | 0.00 | N | 0 | 0.00 | N | 0 | 0.00 | N | 0 | 0.00 | N | 0 |
| 08/2024 | 0.00 | N | 0 | 0.00 | N | 0 | 0.00 | N | 0 | 0.00 | N | 0 | 0.00 | N | 0 |
| 07/2024 | 0.00 | N | 0 | 0.00 | N | 0 | 0.00 | N | 0 | 0.00 | N | 0 | 0.00 | N | 0 |
| 06/2024 | 0.00 | N | 0 | 0.00 | N | 0 | 0.00 | N | 0 | 0.00 | N | 0 | 0.00 | N | 0 |
| 05/2024 | 0.00 | N | 0 | 0.00 | N | 0 | 0.00 | N | 0 | 0.00 | N | 0 | 0.00 | N | 0 |
| 04/2024 | 0.00 | N | 0 | 0.00 | N | 0 | 0.00 | N | 0 | 0.00 | N | 0 | 0.00 | N | 0 |
| 03/2024 | 0.00 | N | 0 | 0.00 | N | 0 | 0.00 | N | 0 | 0.00 | N | 0 | 0.00 | N | 0 |
| 02/2024 | 0.00 | N | 0 | 0.00 | N | 0 | 0.00 | N | 0 | 0.00 | N | 0 | 0.00 | N | 0 |
| 01/2024 | 0.00 | N | 0 | 0.00 | N | 0 | 0.00 | N | 0 | 0.00 | N | 0 | 0.00 | N | 0 |
| 12/2023 | 0.00 | N | 0 | 0.00 | N | 0 | 0.00 | N | 0 | 0.00 | N | 0 | 0.00 | N | 0 |
| 11/2023 | 0.00 | N | 0 | 0.00 | N | 0 | 0.00 | N | 0 | 0.00 | N | 0 | 0.00 | N | 0 |
| 10/2023 | 0.00 | N | 0 | 0.00 | N | 0 | 0.00 | N | 0 | 0.00 | N | 0 | 0.00 | N | 0 |
| 09/2023 | 0.00 | N | 0 | 0.00 | N | 0 | 0.00 | N | 0 | 0.00 | N | 0 | 0.00 | N | 0 |
| 08/2023 | 0.00 | N | 0 | 0.00 | N | 0 | 0.00 | N | 0 | 0.00 | N | 0 | 0.00 | N | 0 |
| 07/2023 | 0.00 | N | 0 | 0.00 | N | 0 | 0.00 | N | 0 | 0.00 | N | 0 | 0.00 | N | 0 |
| 06/2023 | 0.00 | N | 0 | 0.00 | N | 0 | 0.00 | N | 0 | 0.00 | N | 0 | 0.00 | N | 0 |
| 05/2023 | 0.00 | N | 0 | 0.00 | N | 0 | 0.00 | N | 0 | 0.00 | N | 0 | 0.00 | N | 0 |
| 04/2023 | 0.00 | N | 0 | 0.00 | N | 0 | 0.00 | N | 0 | 0.00 | N | 0 | 0.00 | N | 0 |
| 03/2023 | 0.00 | N | 0 | 0.00 | N | 0 | 0.00 | N | 0 | 0.00 | N | 0 | 0.00 | N | 0 |
| 02/2023 | 0.00 | N | 0 | 0.00 | N | 0 | 0.00 | N | 0 | 0.00 | N | 0 | 0.00 | N | 0 |
| 01/2023 | 0.00 | N | 0 | 0.00 | N | 0 | 0.00 | N | 0 | 0.00 | N | 0 | 0.00 | N | 0 |
| 12/2022 | 0.00 | N | 0 | 0.00 | N | 0 | 0.00 | N | 0 | 0.00 | N | 0 | 0.00 | N | 0 |

* BASIC Measures are the absolute SMS scores that are compared within each Safety Event Group to determine the BASIC Score percentiles.



KPI: BASIC Measures by Fleet Size and Cargo Group ToC

| Fleet Size: 1-5 PUs | | | | | | | | | | | | | | |
|--------------------------|----------------|---------------|------------------|---------------|----------------|---------------|----------------------|---------------|---------------------|---------------|---------------|---------------|-------|---------------|
| Cargo Group (Companies) | Unsafe Driving | | Hours of Service | | Driver Fitness | | Controlled Substance | | Vehicle Maintenance | | HM Compliance | | Crash | |
| | Avg. | Comp. to Avg. | Avg. | Comp. to Avg. | Avg. | Comp. to Avg. | Avg. | Comp. to Avg. | Avg. | Comp. to Avg. | Avg. | Comp. to Avg. | Avg. | Comp. to Avg. |
| Bulk Goods (251965) | 0.77 | Better | 0.23 | Better | 0.13 | Better | 0.01 | Better | 1.72 | Better | 0.01 | Better | 0.06 | Better |
| General Freight (487017) | 0.79 | Better | 0.23 | Better | 0.20 | Better | 0.02 | Better | 1.90 | Better | 0.01 | Better | 0.06 | Better |
| Refrigerated (65131) | 1.52 | Better | 0.56 | Better | 0.16 | Better | 0.02 | Better | 2.62 | Better | 0.01 | Better | 0.11 | Better |
| GILL TRANS CARRIER INC | 0.00 | | 0.00 | | 0.00 | | 0.00 | | 0.00 | | 0.00 | | 0.00 | |

Estimated ISS Score: 66 Optional Inspect ToC About the Inspection Selection System

Estimated ISS Score History - Table ToC

| Date | Estimated ISS Score | Recommendation | Algorithm |
|------------|---------------------|------------------|-----------------------------|
| 12/27/2024 | 66 | Optional Inspect | Insufficient Data Algorithm |
| 11/29/2024 | 66 | Optional Inspect | Insufficient Data Algorithm |
| 10/25/2024 | 68 | Optional Inspect | Insufficient Data Algorithm |
| 09/27/2024 | 66 | Optional Inspect | Insufficient Data Algorithm |
| 08/30/2024 | 65 | Optional Inspect | Insufficient Data Algorithm |
| 07/26/2024 | 65 | Optional Inspect | Insufficient Data Algorithm |
| 06/28/2024 | 65 | Optional Inspect | Insufficient Data Algorithm |
| 05/31/2024 | 67 | Optional Inspect | Insufficient Data Algorithm |
| 04/26/2024 | 64 | Optional Inspect | Insufficient Data Algorithm |
| 03/29/2024 | 65 | Optional Inspect | Insufficient Data Algorithm |
| 02/23/2024 | 63 | Optional Inspect | Insufficient Data Algorithm |
| 01/26/2024 | 63 | Optional Inspect | Insufficient Data Algorithm |
| 12/29/2023 | 63 | Optional Inspect | Insufficient Data Algorithm |
| 11/24/2023 | 63 | Optional Inspect | Insufficient Data Algorithm |
| 10/27/2023 | 63 | Optional Inspect | Insufficient Data Algorithm |
| 09/29/2023 | 63 | Optional Inspect | Insufficient Data Algorithm |
| 08/25/2023 | 63 | Optional Inspect | Insufficient Data Algorithm |
| 07/28/2023 | 63 | Optional Inspect | Insufficient Data Algorithm |
| 06/30/2023 | 63 | Optional Inspect | Insufficient Data Algorithm |
| 05/26/2023 | 63 | Optional Inspect | Insufficient Data Algorithm |
| 04/28/2023 | 63 | Optional Inspect | Insufficient Data Algorithm |
| 03/31/2023 | 63 | Optional Inspect | Insufficient Data Algorithm |
| 02/24/2023 | 63 | Optional Inspect | Insufficient Data Algorithm |
| 01/27/2023 | 63 | Optional Inspect | Insufficient Data Algorithm |
| 12/30/2022 | 63 | Optional Inspect | Insufficient Data Algorithm |

Investigation Results ToC

No Investigations reported on FMCSA website

Penalties History ToC

There is a problem with the Penalties data on FMCSA website.



Acute Critical Violations (Based on Investigations as per CSA Methodology Appendix A) ToC

No Data

No red flag violations in the last 24 months

DOT Registration Information: The following information on this specific DOT # is from the Federal DOT (as of Operating Authority

| DOT Registration: 12/05/2022 | | Total Power Units: 1 | | Total Trucks: 1 | | Total Trailers: 1 | | Total Passenger Vehicles: 0 | |
|------------------------------|----------------------|----------------------|---|--------------------------|-------------------------------------|-------------------|--|-----------------------------|--|
| Status | Entity Type | Organization Type | Nation | Total Cars | Drivers / CDL Drivers | | | | |
| A | C | - | US | 0 | 2 / 2 | | | | |
| MCS-150 Date | Op Codes | Shipper Op Codes | Shipper HazMat Op Codes | Latest Review Type | Latest Review Document Number(Date) | | | | |
| 10/18/2024 | A | | | | () | | | | |
| MCS-150 Mileage (Year) | Record Update Date | Transports Hazmats | DOT Census Date | Recordable Accident Rate | Preventable Accident Rate | | | | |
| 99,030 (2023) | 10/18/2024 | N | 12/05/2022 | 0% | 0% | | | | |
| MCS-151 Mileage | Safety Rating (Date) | SEA Accident | SEA Driver | SEA Vehicle | SEA Management | | | | |
| 0 | None (None) | 0% | 0% | 0% | 0% | | | | |
| Classification Codes | | | Cargo Carried (per MCS-150) | | | | | | |
| Authorized-For-Hire | | | General Freight, Fresh Produce, Refrigerated foods, Beverages | | | | | | |

DOT MCS-150 History ToC (as of 10/23/2024 DOT census)

| Census Date | MCS-150 Date | MCS-150 Mileage | VMT Year | Power Units | Drivers | Trailers | Company Rep1 | Company Rep2 | Email |
|-------------|--------------|-----------------|----------|-------------|---------|----------|---------------|--------------|---------------------------|
| 10/23/2024 | 10/18/2024 | 99030 | 2023 | 1 | 2 | - | JAGDEEP SINGH | | JAGDEEPGILL9891@GMAIL.COM |
| 10/15/2024 | 10/10/2024 | 99030 | 2023 | 1 | 2 | - | JAGDEEP SINGH | | JAGDEEPGILL9891@GMAIL.COM |
| 9/24/2024 | 9/19/2024 | 99030 | 2023 | 1 | 2 | - | JAGDEEP SINGH | | JAGDEEPGILL9891@GMAIL.COM |
| 3/9/2023 | 2/9/2023 | 5421 | 2022 | 1 | 1 | 1 | JAGDEEP SINGH | | JAGDEEPGILL9891@GMAIL.COM |
| 12/9/2022 | 12/5/2022 | 0 | | 1 | 1 | 1 | JAGDEEP SINGH | | JAGDEEPGILL9891@GMAIL.COM |

Crash Summary Chart ToC Crashes Summary - Chart (based on all available crash data)

No Data

Crashes Summary - Table (based on all available crash data) ToC

| | TOTAL | Last 6 months | 7-12 months | 13-18 months | 19-24 months | 25-30 months | 30-36 months | 37-41 months | 42-48 months | Over 49 months |
|--------------------|-------|---------------|-------------|--------------|--------------|--------------|--------------|--------------|--------------|----------------|
| Total Reportable | 0 | 0 | 0 | 0 | 0 | 0 | 0 | 0 | 0 | 0 |
| Fatalities | 0 | 0 | 0 | 0 | 0 | 0 | 0 | 0 | 0 | 0 |
| Injuries | 0 | 0 | 0 | 0 | 0 | 0 | 0 | 0 | 0 | 0 |
| Tow Away | 0 | 0 | 0 | 0 | 0 | 0 | 0 | 0 | 0 | 0 |
| With Citations | 0 | 0 | 0 | 0 | 0 | 0 | 0 | 0 | 0 | 0 |
| Federal Recordable | 0 | 0 | 0 | 0 | 0 | 0 | 0 | 0 | 0 | 0 |
| Preventable | 0 | 0 | 0 | 0 | 0 | 0 | 0 | 0 | 0 | 0 |
| Crash per Pwr Unit | - | 0.0% | 0.0% | 0.0% | 0.0% | 0.0% | 0.0% | 0.0% | 0.0% | - |



Inspection Summary ToC

The following inspection information is based on results for 24 months prior to: 01/06/2025. Please note that the total inspections number is not necessarily the total of the vehicle, driver and hazmat inspections, as one inspection may have included any combination of the below inspections.

| Overall | Vehicle | Driver | Hazmat |
|---|---|---|---|
| <p><i>(Please note that the total inspections number is not necessarily the total of the vehicle, driver and hazmat inspections, as one inspection may have included any combination of the below inspections)</i></p> <p>Total Inspections: 1 Total Out of Service: 0</p> <p>Out of Service: 0% National Average: 20.82% Difference: -20.82%</p> | <p>Total Inspections: 1 Total Out of Service: 0</p> <p>Out of Service: 0.00% National Average: 24.68% Difference: -24.68%</p> | <p>Total Inspections: 1 Total Out of Service: 0</p> <p>Out of Service: 0.00% National Average: 6.67% Difference: -6.67%</p> | <p>Total Inspections: 0 Total Out of Service: 0</p> <p>Out of Service: 0.00% National Average: 2.97% Difference: -2.97%</p> |

KPI: Inspection Viol OOS Rates by Cargo Group ToC

| Cargo Group | OVERALL | | VEHICLE | | DRIVER | | HAZMAT | |
|------------------------|---------|---------------------|---------|---------------------|---------|---------------------|---------|---------------------|
| | Average | Compared to Average | Average | Compared to Average | Average | Compared to Average | Average | Compared to Average |
| Bulk Goods | 24.23% | Better | 22.30% | Better | 9.12% | Better | 0.16% | Better |
| General Freight | 28.74% | Better | 24.98% | Better | 12.59% | Better | 0.22% | Better |
| Refrigerated | 22.83% | Better | 20.76% | Better | 10.37% | Better | 0.08% | Better |
| GILL TRANS CARRIER INC | 0% | | 0% | | 0% | | 0% | |

FHWA Registration Information: The following data on this Motor Carrier is from the Federal Hwy Administration (as of 3/29/2024)

| Docket Number | DOT Number | Company Name | DBA Name | Address | City | State | Country | ZIP Code |
|---------------------|------------|------------------------|-----------------|------------------|-------------------|------------------------------|-------------------|-----------------|
| MC1499299 | 3994237 | GILL TRANS CARRIER INC | | 606 BOOMERANG DR | BAKERSFIELD | CA | US | 93307 |
| Phone Number | Fax Number | Mail Address | Mail City | Mail State | Mail Contry | Mail ZIP Code | Mail Phone Number | Mail Fax Number |
| (661)-662-6295 | | 606 BOOMERANG DR | BAKERSFIELD | CA | US | 93307-6604 | | |
| Date of Last Change | Freight | Passenger | Household Goods | Active Authority | Pending Authority | Revocation Pending Authority | | |
| 3/29/2024 | Y | N | N | / Common / | / | / | | |

Insurance Required (as of 04/30/2024) ToC

| Docket Number | Insurance Type | Insurance Required | Insurance on File |
|---------------|----------------|--------------------|-------------------|
| MC1499299 | BIPD | \$750k | \$750k |
| MC1499299 | Cargo | No | No |
| MC1499299 | Bond | No | No |

Active / Pending Insurance (as of 04/30/2024)

| Docket Number | Form | Type | Insurance Carrier | Policy/Surety | Coverage From | Coverage To | Required | On File | Effective Date | Cancel Date |
|---------------|------|--------------|---------------------------------------|---------------|---------------|-------------|----------|---------|----------------|-------------|
| MC1499299 | 91X | BIPD/Primary | SOUTHLAKE SPECIALTY INSURANCE COMPANY | TMA71006706 | \$0k | \$750k | \$750k | \$750k | 03/27/2024 | - |



| Insurance History (as of 04/30/2024) | | | | | | | | | |
|--------------------------------------|------|--------------|--|---------------|---------------|-------------|---------------------|-------------------|-----------|
| Docket Number | Form | Type | Insurance Carrier | Policy/Surety | Coverage From | Coverage To | Effective Date From | Effective Date To | |
| MC1499299 | 91X | BIPD/Primary | INDEMNITY INSURANCE CO. OF NORTH AMERICA | MMTH25549090 | \$0k | \$1000k | 12/21/2022 | 04/01/2024 | Cancelled |
| MC1499299 | 91X | BIPD/Primary | INDEMNITY INSURANCE CO. OF NORTH AMERICA | MMTH25549090 | \$0k | \$1000k | 12/21/2022 | 03/27/2024 | Replaced |

| FHWA Authorities (as of 04/30/2024) ToC | | | | | | | | |
|---|------------------------|------------------|--------------------|-------------------|------------------------------|---------|-----------|-----------------|
| Docket# | L&I Name | Active Authority | Inactive Authority | Pending Authority | Revocation Pending Authority | Freight | Passenger | Household Goods |
| MC1499299 | GILL TRANS CARRIER INC | Common / | | | | Yes | No | No |

| Authority History (as of 04/30/2024) | | | | |
|--------------------------------------|-----|-----------|--|--|
| Docket Number | Sub | Auth Type | Original Action | Disposition |
| MC1499299 | | COMMON | INVOLUNTARY REVOCATION 3/5/2024 12:00:00 AM | DISCONTINUED REVOCATION 3/29/2024 12:00:00 AM |
| MC1499299 | | COMMON | GRANTED 12/29/2022 12:00:00 AM | |

Severe Violations (i.e. those with >= 8 points) - Chart [ToC](#)
 No Data

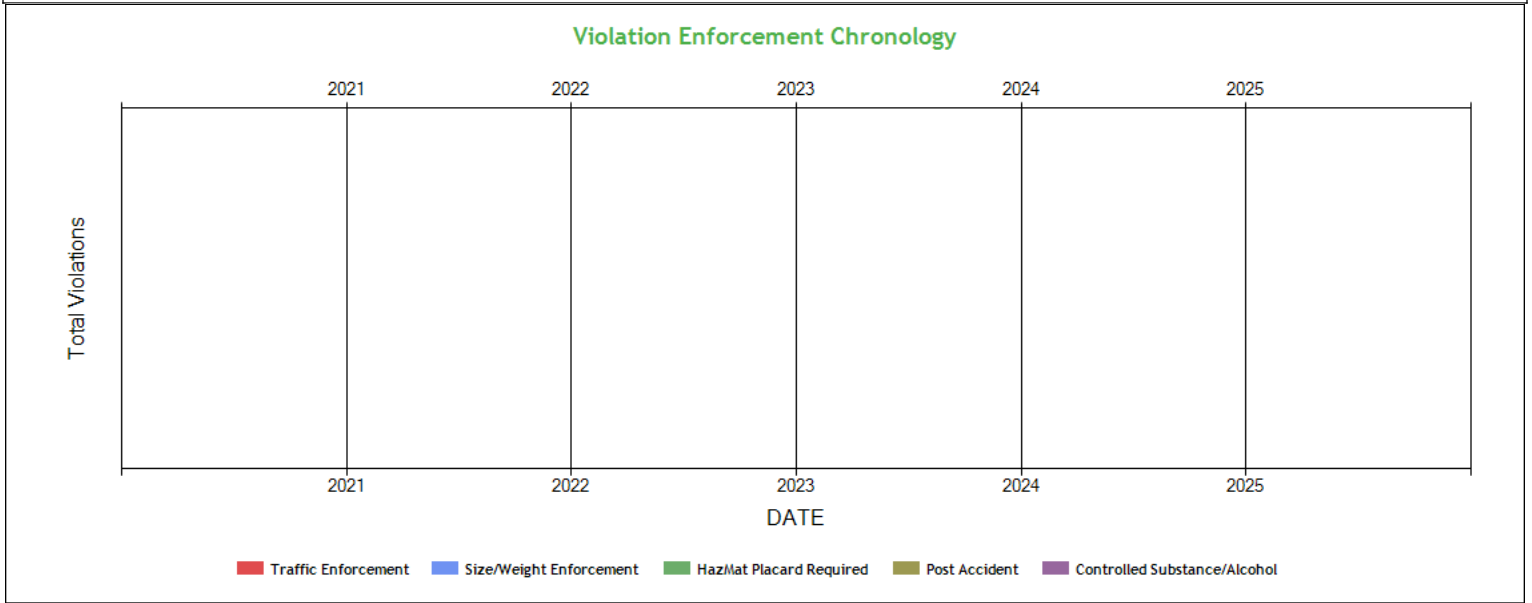
Severe Violations (i.e. those with >= 8 points) - Table
 No Data

No data for Violation Report [ToC](#)

No data for Violation Summary



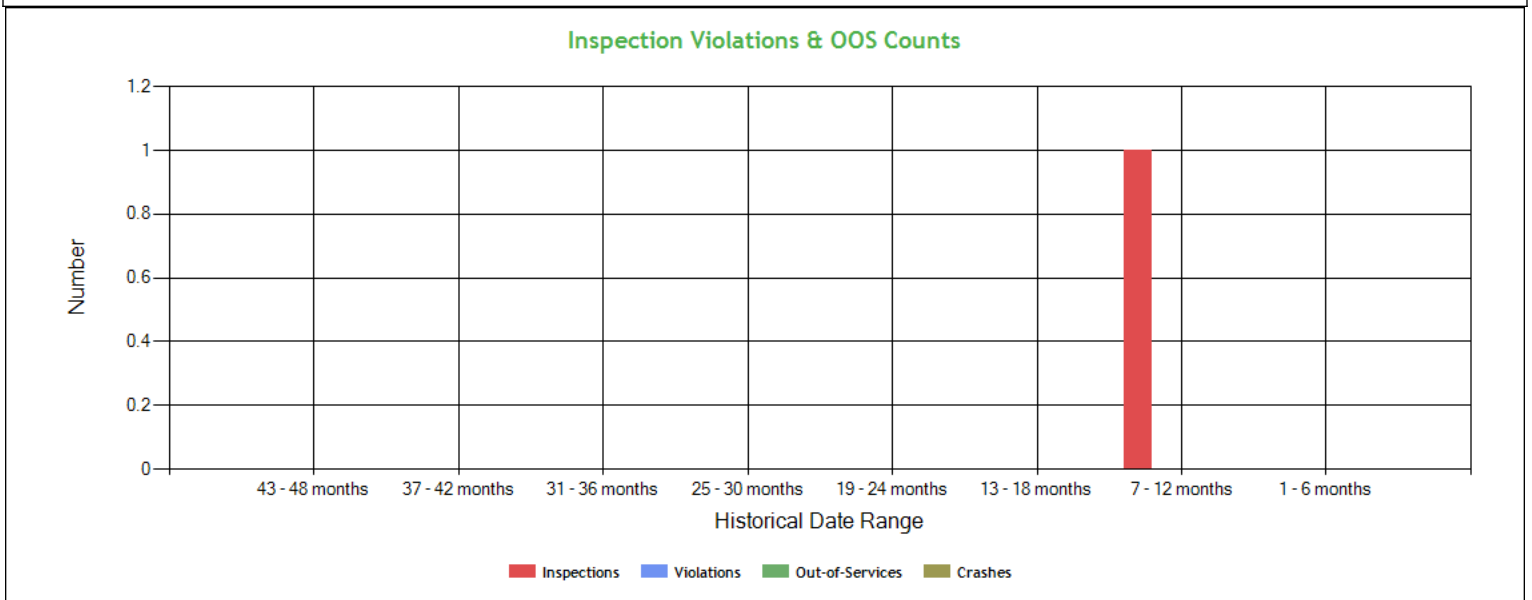
Violation Enforcement Chronology - Chart ToC



Violation Enforcement Chronology - Table ToC

| | 2021 | 2022 | 2023 | 2024 | 2025 |
|------------------------------|------|------|------|------|------|
| Traffic Enforcement | 0 | 0 | 0 | 0 | 0 |
| Size/Weight Enforcement | 0 | 0 | 0 | 0 | 0 |
| HazMat Placard Required | 0 | 0 | 0 | 0 | 0 |
| Post Accident | 0 | 0 | 0 | 0 | 0 |
| Controlled Substance/Alcohol | 0 | 0 | 0 | 0 | 0 |

Inspection Violations & OOS Counts - Chart ToC



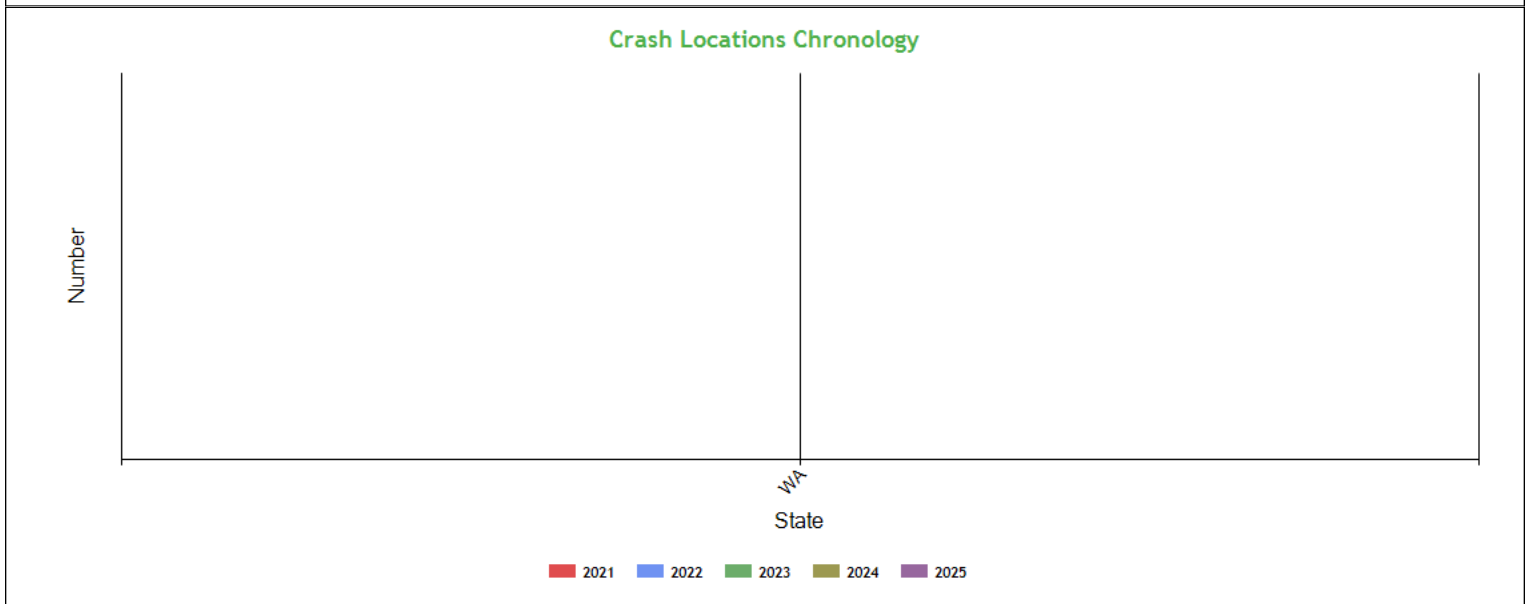
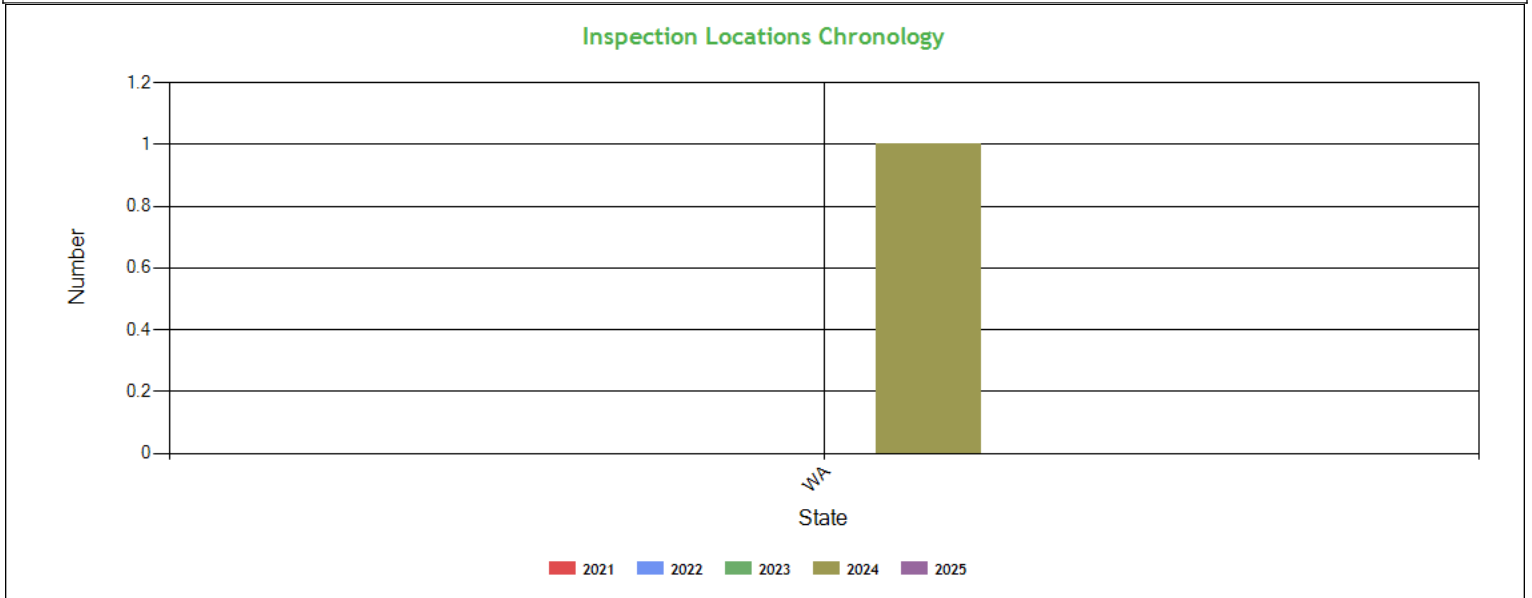


| Inspection Violations & OOS Counts - Table ToC | | | | |
|---|-------------|------------|-----------------|---------|
| Date Range | Inspections | Violations | Out-of-Services | Crashes |
| TOTAL | 1 | 0 | 0 | 0 |
| 1 - 6 months | 0 | 0 | 0 | 0 |
| 7 - 12 months | 1 | 0 | 0 | 0 |
| 13 - 18 months | 0 | 0 | 0 | 0 |
| 19 - 24 months | 0 | 0 | 0 | 0 |
| 25 - 30 months | 0 | 0 | 0 | 0 |
| 31 - 36 months | 0 | 0 | 0 | 0 |
| 37 - 42 months | 0 | 0 | 0 | 0 |
| 43 - 48 months | 0 | 0 | 0 | 0 |

| Radius of Operation (based on Inspections and Crashes during the past 3 years) ToC | | | | | | | | |
|---|-------|-------------------------------------|---------------------------------------|--|--|--|--|-------------------------------|
| | Total | Drive between 0 and 50 miles radius | Drive between 51 and 200 miles radius | Drive between 201 and 300 miles radius | Drive between 301 and 400 miles radius | Drive between 401 and 500 miles radius | Drive between 501 and 600 miles radius | Drive beyond 600 miles radius |
| Power Units (i.e. unique VINs) | 1 | 0 | 0 | 0 | 0 | 0 | 0 | 1 |
| Percent | 100% | 0% | 0% | 0% | 0% | 0% | 0% | 100% |



Inspection & Crash Locations - Chart ToC



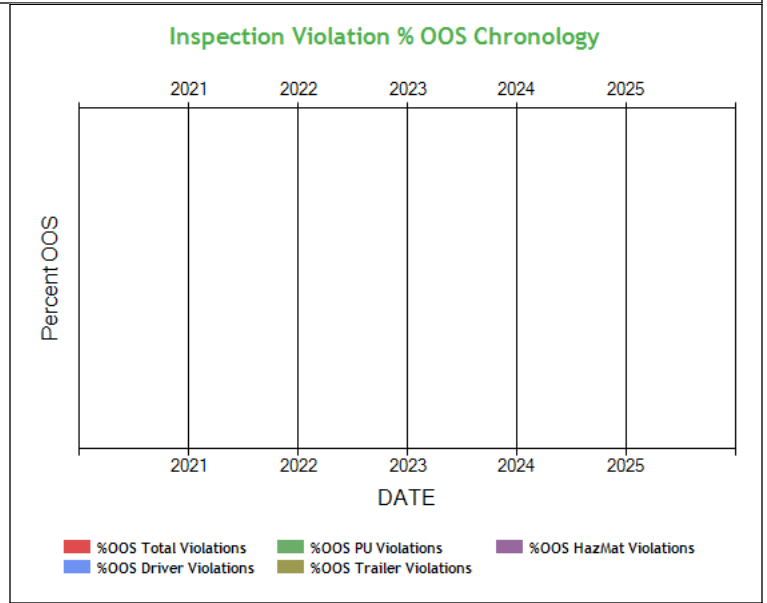
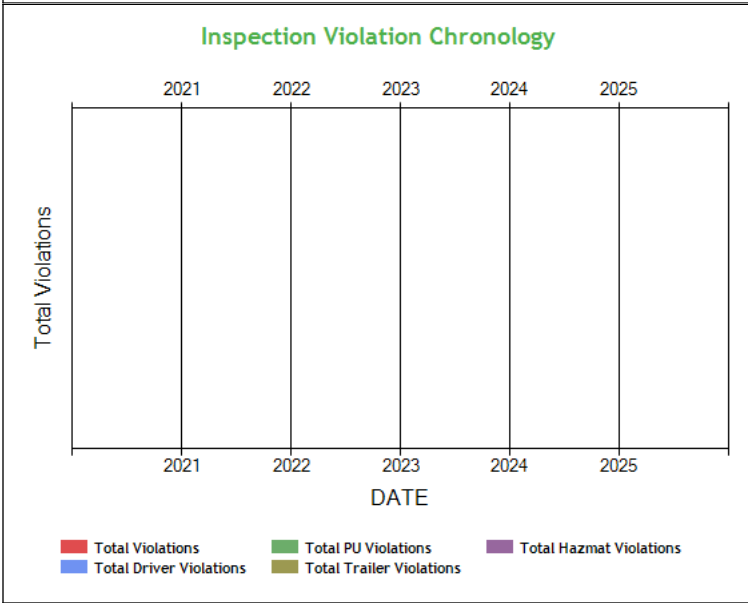
Inspection & Crash Locations - Table ToC

| State | Inspections | | | | | Violations | | | | | Out-of-Services | | | | | Crashes | | | | |
|-------|-------------|------|------|------|------|------------|------|------|------|------|-----------------|------|------|------|------|---------|------|------|------|------|
| | 2021 | 2022 | 2023 | 2024 | 2025 | 2021 | 2022 | 2023 | 2024 | 2025 | 2021 | 2022 | 2023 | 2024 | 2025 | 2021 | 2022 | 2023 | 2024 | 2025 |
| TOTAL | 0 | 0 | 0 | 1 | 0 | 0 | 0 | 0 | 0 | 0 | 0 | 0 | 0 | 0 | 0 | 0 | 0 | 0 | 0 | 0 |
| WA | 0 | 0 | 0 | 1 | 0 | 0 | 0 | 0 | 0 | 0 | 0 | 0 | 0 | 0 | 0 | 0 | 0 | 0 | 0 | 0 |

No hot spot data in the last 12 months



Inspection Violation % OOS Chronology - Chart ToC

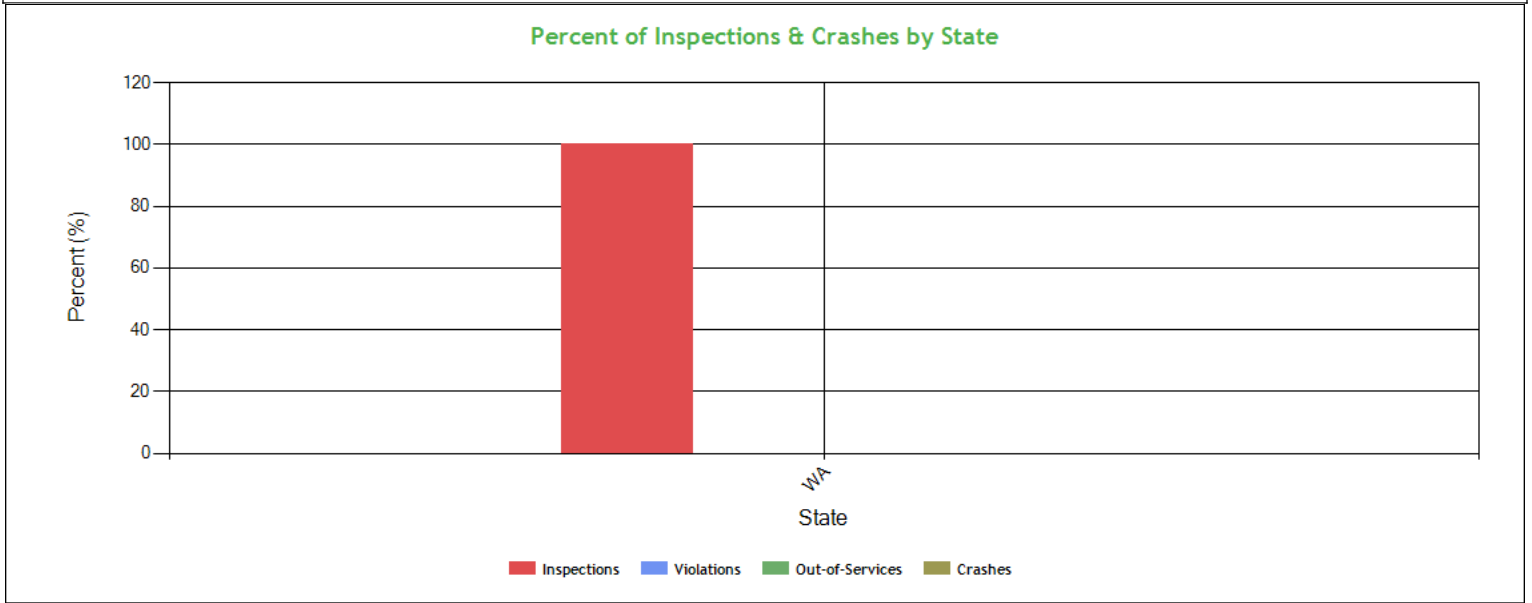


Inspection Violation % OOS Chronology - Table ToC

| | 2021 | 2022 | 2023 | 2024 | 2025 |
|-------------------------------|------|------|------|------|------|
| Total Violations | 0 | 0 | 0 | 0 | 0 |
| Total Out Of Services | 0 | 0 | 0 | 0 | 0 |
| %OOS Total Violations | 0 | 0 | 0 | 0 | 0 |
| Total Driver Violations | 0 | 0 | 0 | 0 | 0 |
| Total Driver Out Of Services | 0 | 0 | 0 | 0 | 0 |
| %OOS Driver Violations | 0 | 0 | 0 | 0 | 0 |
| Total PU Violations | 0 | 0 | 0 | 0 | 0 |
| Total PU Out Of Services | 0 | 0 | 0 | 0 | 0 |
| %OOS PU Violations | 0 | 0 | 0 | 0 | 0 |
| Total Trailer Violations | 0 | 0 | 0 | 0 | 0 |
| Total Trailer Out Of Services | 0 | 0 | 0 | 0 | 0 |
| %OOS Trailer Violations | 0 | 0 | 0 | 0 | 0 |
| Total Hazmat Violations | 0 | 0 | 0 | 0 | 0 |
| Total Hazmat Out Of Services | 0 | 0 | 0 | 0 | 0 |
| %OOS HazMat Violations | 0 | 0 | 0 | 0 | 0 |



Percent of Insp & Crash by State - Chart ToC



Percent of Insp & Crash by State - Table (based on Inspection data from the last 4 years) ToC

| State | Inspections | | Violations | | Out-of-Services | | Crashes | |
|-------|-------------|---------|------------|---------|-----------------|---------|---------|---------|
| | Total | Percent | Total | Percent | Total | Percent | Total | Percent |
| | 1 | 100 | 0 | 100 | 0 | 100 | 0 | 100 |
| WA | 1 | 100 | 0 | 0 | 0 | 0 | 0 | 0 |

VIN Insp Summary by State (based on inspection from the last 2 years) ToC

| VIN | Insp | Viol Pts | Counts in each State | |
|--------------------|------|----------|----------------------|----------|
| | | | WA | |
| | | | Insp | Viol Pts |
| TOTALS | 2/0* | 1/0** | 1 | 0 |
| 3AKJHHDR8PSN U8659 | 1 | 0 | 1 | 0 |
| 3H3V532C9LT162 039 | 1 | 0 | 1 | 0 |

*<Total number of inspections for these 2 VIN(s)>/n<Total number of inspections for these 1 state(s)>

**<Total severity sum for these 2 VIN(s)>/n<Total severity sum for these 1 state(s)>

Violations By Unit Type ToC

of Violations: 0 Total Severity: 0

Equipment Ownership ToC Equipment Ownership (based on MCS-150 dated 10/18/2024)

| | Trucks | Tractors | Trailers | Motor Coaches | Vans |
|------------------|--------|----------|----------|---------------|------|
| Owned | 0 | 1 | 1 | 0 | 0 |
| Term Leased | 0 | 0 | 0 | 0 | 0 |
| Trip Leased | 0 | 0 | 0 | 0 | 0 |
| Total No. | 0 | 1 | 1 | 0 | 0 |



| Equipment Details Power Units ToC | | | | | | | | | |
|-----------------------------------|------------------|------|--------------|----------|---------------|-----------|-------|-----|-----------|
| VIN | Latest Insp Date | Year | Make | Model | Body Class | Body Type | Axles | Len | Fuel Type |
| 3AKJHHR8PS NU8659 | 02/02/2024 | 2023 | FREIGHTLINER | Cascadia | Truck-Tractor | - | - | - | - |

| Equipment Details Trailers | | | | | | | | | |
|----------------------------|------------------|------|-------------------|-------------------|------------|-------------|-------|-----|-----------|
| VIN | Latest Insp Date | Year | Make | Model | Body Class | Body Type | Axles | Len | Fuel Type |
| 3H3V532C9LT1 62039 | 02/02/2024 | 2020 | HYUNDAI OF MEXICO | HYUNDAI TRANSLEAD | Trailer | Van Trailer | 2 | 53 | - |

| Vehicle Age ToC | | | | |
|-----------------|---------------|---------------|------------|---------------------|
| Year | # Power Units | PU Percentage | # Trailers | Trailres Percentage |
| 2023 | 1 | 100.00% | 0 | 0.00% |
| 2020 | 0 | 0.00% | 1 | 100.00% |

Based on 24 months of inspection data, see the live report for more options

| States of Power Unit Registrations ToC | |
|--|----|
| State | WA |
| Number of Power Units | 1 |

| Equipment Acquisitions - Table ToC | | | | | | |
|------------------------------------|--|--|--|---|---|---|
| | Power Units inspected for 1st time in past 12 months | Power Units inspected for 1st time in past 24 months | Power Units inspected during entire date range | Trailers inspected for 1st time in past 12 months | Trailers inspected for 1st time in past 24 months | Trailers inspected during entire date range |
| Unique VINs | 1 | 1 | 1 | 1 | 1 | 1 |
| Unique License Plates | 1 | 1 | 1 | 1 | 1 | 1 |
| License Plate States | 1 | 1 | 1 | 1 | 1 | 1 |

| Driver Details ToC Driver Details (based on MCS-150 dated 10/18/2024) | | | |
|---|---------------|---------------|-------|
| | Within 100 mi | Beyond 100 mi | TOTAL |
| # Drivers Interstate | 0 | 2 | 2 |
| # Drivers Intrastate | 0 | 0 | 0 |
| TOTAL | 0 | 2 | / |

Avg. # Trip Lease Drivers/Mo: 0 # Drivers Grand Total: 2 # Drivers Commercially Licensed: 2

| Shared VIN Summary ToC |
|------------------------|
| No Data |



Carrier Software
1-800-646-5152
info@CarrierSoftware.com

CONFIDENTIAL - Intended for use by Amerigo Insurance Agency - Date: 1/7/2025

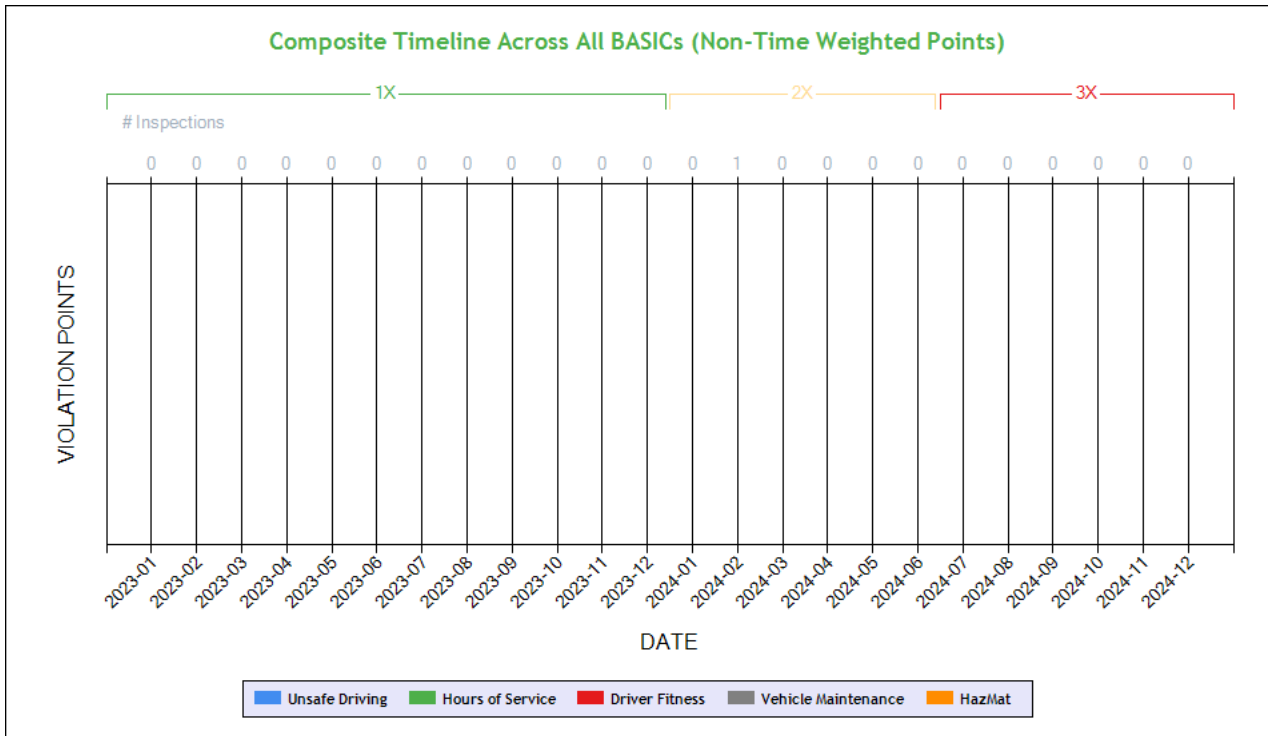
GILL TRANS CARRIER INC - DOT# 3994237 / MC1499299

SHIPPERS DETAIL ToC based on Inspection results for the last 4 years

| Shipper Name | Number of Inspections |
|-------------------|-----------------------|
| No Shipper listed | 1 |



Carrier Underwriting Report Safety Summary ToC



Time-Weighted Violation Points - no data available to draw a chart

Time-Weighted Violation Points by Vehicle - no data available to draw a chart

See the Excel file for the complete analysis

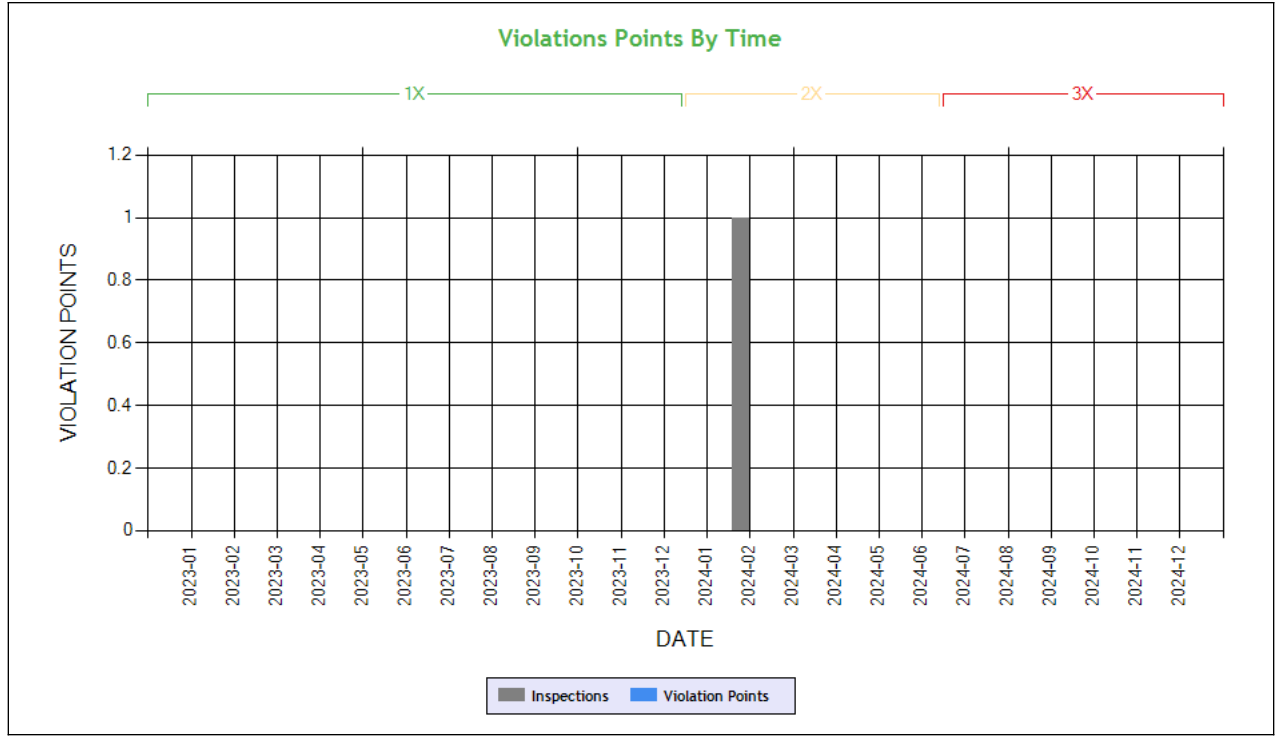
Violations is in (1-6/7-12/13-24mo)

| Shaded = Out Of Service Violation | | |
|-----------------------------------|-----------------------------------|--|
| Violation Group | | |
| Violation Description | Total Time-weighted Points by VIN | % of Total Time-weighted Points by VIN |
| Driver Resp | | |
| Total Time-weighted Points | | |
| % Total Time-Wt Pts | | |



SAFETY ANALYSIS ToC

Unsafe Driving



Time-Weighted Violation Points - no data available to draw a chart

Time-Weighted Severity Points by Vehicle - no data available to draw a chart

See the Excel file for the complete analysis

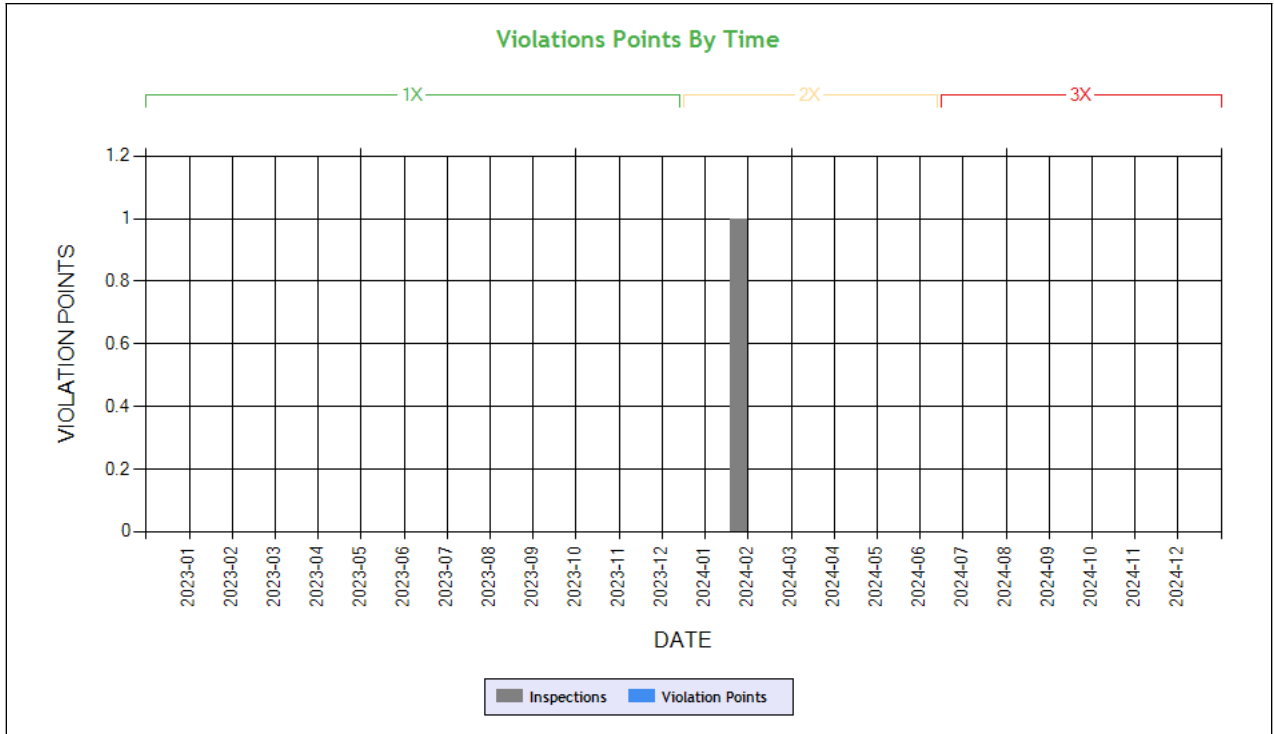
Violations is in (1-6/7-12/13-24mo)

| Shaded = Out Of Service Violation | | |
|-----------------------------------|-----------------------------------|--|
| Violation Group | | |
| Violation Description | Total Time-weighted Points by VIN | % of Total Time-weighted Points by VIN |
| Driver Resp | | |
| Total Time-weighted Points | | |
| % Total Time-Wt Pts | | |

HOS Compliance

Time-Weighted Violation Points - no data available to draw a chart

Time-Weighted Severity Points by Vehicle - no data available to draw a chart



Carrier Software
 1-800-646-5152
 info@CarrierSoftware.com

CONFIDENTIAL - Intended for use by Amerigo Insurance Agency - Date: 1/7/2025
 GILL TRANS CARRIER INC - DOT# 3994237 / MC1499299

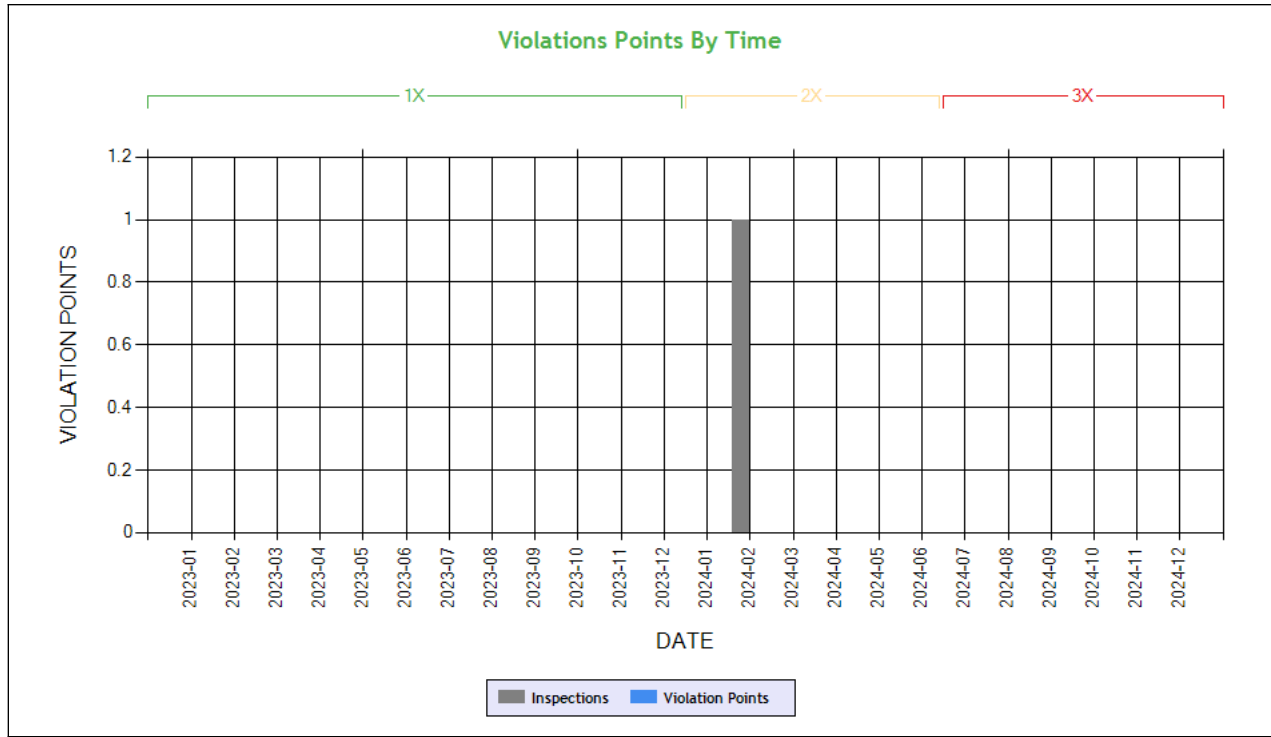
See the Excel file for the complete analysis

Violations is in (1-6/7-12/13-24mo)

| Shaded = Out Of Service Violation | | |
|-----------------------------------|-----------------------------------|--|
| Violation Group | | |
| Violation Description | Total Time-weighted Points by VIN | % of Total Time-weighted Points by VIN |
| Driver Resp | | |
| Total Time-weighted Points | | |
| % Total Time-Wt Pts | | |



Driver Fitness



Time-Weighted Violation Points - no data available to draw a chart

Time-Weighted Severity Points by Vehicle - no data available to draw a chart

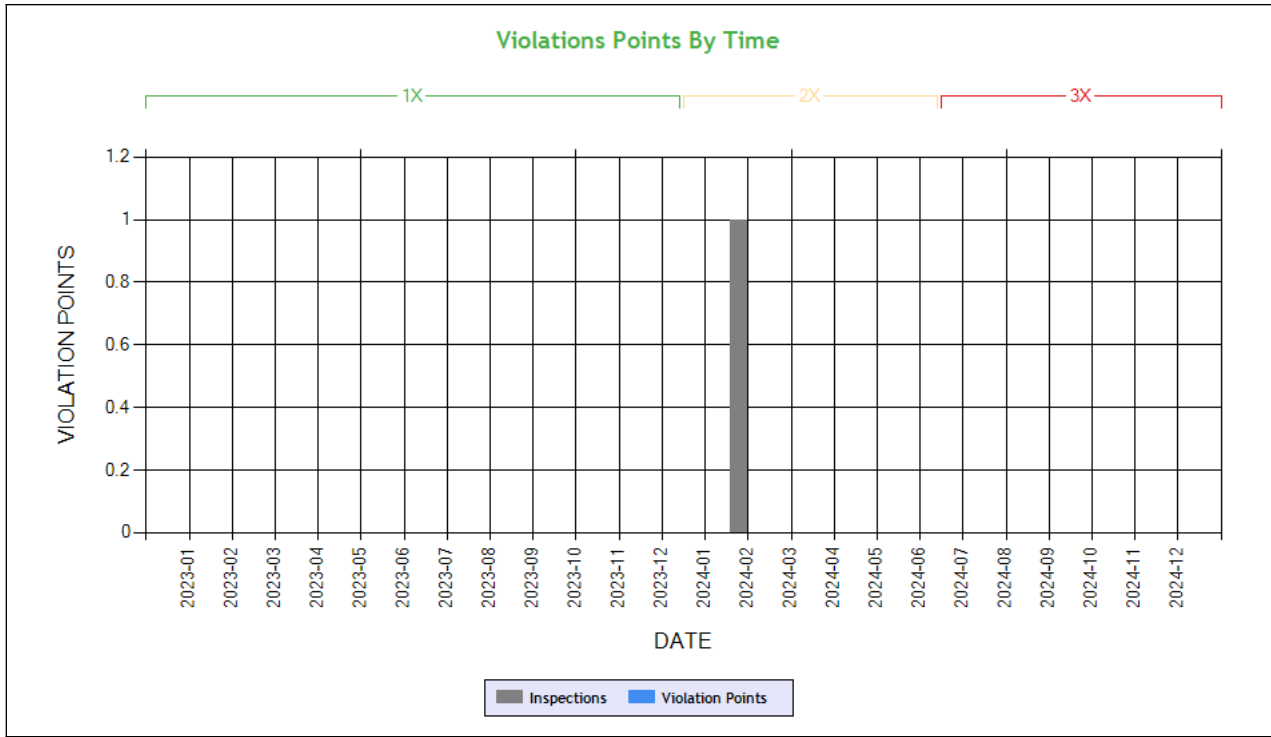
See the Excel file for the complete analysis

Violations is in (1-6/7-12/13-24mo)

| Shaded = Out Of Service Violation | | |
|-----------------------------------|-----------------------------------|--|
| Violation Group | | |
| Violation Description | Total Time-weighted Points by VIN | % of Total Time-weighted Points by VIN |
| Driver Resp | | |
| Total Time-weighted Points | | |
| % Total Time-Wt Pts | | |



Vehicle Maintenance



Time-Weighted Violation Points - no data available to draw a chart

Time-Weighted Severity Points by Vehicle - no data available to draw a chart

See the Excel file for the complete analysis

Violations is in (1-6/7-12/13-24mo)

| Shaded = Out Of Service Violation | | |
|-----------------------------------|-----------------------------------|--|
| Violation Group | | |
| Violation Description | Total Time-weighted Points by VIN | % of Total Time-weighted Points by VIN |
| Driver Resp | | |
| Total Time-weighted Points | | |
| % Total Time-Wt Pts | | |

COLOR CODED CRASH TABLE ToC

No crashes have been reported by the DOT on this Motor Carrier

INSPECTIONS WITH SHARED EQUIPMENT:

No Data



| LEGEND |
|-------------------------------------|
| Vehicle Information |
| Inspection for DOT # being analyzed |
| Inspection for Different DOT # |
| Crash Information for specific VIN |

INSPECTION DETAILS for ALL Inspections

PDF shows the first 100 Power Unit & Trailer VINs with most recent inspections using data from the last 4 years

POWER UNIT Inspections Section

| VIN: 3AKJHHR8PSNU8659 | | Unit: Truck Tractor | | Year: 2023 | Make: FREIGHTLINER | | |
|-----------------------|--------------|----------------------|----------------|--|--------------------|-----------------|----------|
| DOT No: 3994237 | | Docket No: MC1499299 | | Name: GILL TRANS CARRIER INC | | Interstate: Yes | |
| Date | Unit License | Unit Lic State | Violation Unit | Violation Description | Severity | OOS | Citation |
| 02/02/2024 | ZP13171 | CA | - | - | - | - | - |
| DOT No: 3115302 | | Docket No: MC84913 | | Name: K M TRANSPORT INC | | Interstate: Yes | |
| Date | Unit License | Unit Lic State | Violation Unit | Violation Description | Severity | OOS | Citation |
| 09/13/2023 | YP80221 | CA | D | 395.8AELD - ELD - No record of duty status (ELD Required) | 5 | Yes | |
| 05/03/2023 | YP80221 | CA | 1 | 392.2IN - State Insurance Violation | 0 | No | |
| 05/03/2023 | YP80221 | CA | D | 395.22H4 - Driver failed to maintain supply of blank driver's records of duty status graph-grids | 1 | No | |
| 05/03/2023 | YP80221 | CA | D | 395.24C11 - Driver failed to make annotations when applicable | 1 | No | |
| 05/03/2023 | YP80221 | CA | D | 395.32B - Driver failed to assume or decline unassigned driving time | 5 | No | |

TRAILER Inspections Section

| VIN: 3AKJHHR8PSNU8659 | | Unit: Truck Tractor | | Year: 2023 | Make: FREIGHTLINER | | |
|-----------------------|--------------|----------------------|----------------|--|--------------------|-----------------|----------|
| DOT No: 3994237 | | Docket No: MC1499299 | | Name: GILL TRANS CARRIER INC | | Interstate: Yes | |
| Date | Unit License | Unit Lic State | Violation Unit | Violation Description | Severity | OOS | Citation |
| 02/02/2024 | ZP13171 | CA | - | - | - | - | - |
| DOT No: 3115302 | | Docket No: MC84913 | | Name: K M TRANSPORT INC | | Interstate: Yes | |
| Date | Unit License | Unit Lic State | Violation Unit | Violation Description | Severity | OOS | Citation |
| 09/13/2023 | YP80221 | CA | D | 395.8AELD - ELD - No record of duty status (ELD Required) | 5 | Yes | |
| 05/03/2023 | YP80221 | CA | 1 | 392.2IN - State Insurance Violation | 0 | No | |
| 05/03/2023 | YP80221 | CA | D | 395.22H4 - Driver failed to maintain supply of blank driver's records of duty status graph-grids | 1 | No | |
| 05/03/2023 | YP80221 | CA | D | 395.24C11 - Driver failed to make annotations when applicable | 1 | No | |
| 05/03/2023 | YP80221 | CA | D | 395.32B - Driver failed to assume or decline unassigned driving time | 5 | No | |

Inspection Summary By Month (based on inspections from the last 4 years) ToC

| Year-Month | Number of Inspections | Number of Power Units | Total Violations | Total OOS Inspections | Total Severity Points | Number of Crashes |
|------------|-----------------------|-----------------------|------------------|-----------------------|-----------------------|-------------------|
| 2024-02 | 1 | 1 | 0 | 0 | 0 | 0 |

Note: The most recent month's counts may not include all the inspections for that month.



No data for Inspection Summary By Month

| Inspection History ToC | | | | | | | |
|---|----------------------|---------------------|---------------------|--------------------|---------------|------------------------|--------------------|
| Inspection Date | Report Number | Report State | Plate Number | Plate State | Type | Severity Weight | Time Weight |
| 02/02/2024 | 2080000164 | WA | ZP13171 | CA | Truck Tractor | | 2 |

Only the first 20 inspections are shown. See the live report for more data.