



## Table of Contents

|  |   |
|--|---|
| 1. Overview                            | 2. BASIC Scores History                           |
| 3. BASIC Measures                      | 4. KPI: BASIC Measures by Cargo Group             |
| 5. Estimated ISS Score                 | 6. Investigation Results                          |
| 7. Penalties History                   | 8. Acute Critical Violations                      |
| 9. Red Flag Violation Details          | 10. DOT Registration Information                  |
| 11. DOT MCS-150 History                | 12. Crash Summary                                 |
| 13. Inspection Summary                 | 14. KPI: Inspection Viol OOS Rates by Cargo Group |
| 15. FHWA Registration Information      | 16. FHWA Insurance Information                    |
| 17. FHWA Authorities                   | 18. Severe Violations                             |
| 19. Violation Report                   | 20. Violation Summary                             |
| 21. Violation Enforcement Chronology   | 22. Inspection Violations & OOS Counts            |
| 23. Radius Of Operation                | 24. Inspection & Crash Locations                  |
| 25. Cargo Hot Spots                    | 26. Inspection Violations & OOS Chronology        |
| 27. Percent of Insp & Crash by State   | 28. VIN Insp Summary by State                     |
| 29. Violations By Unit Type            | 30. Equipment Ownership                           |
| 31. Equipment Details                  | 32. Vehicle Age                                   |
| 33. States of Power Unit Registrations | 34. Equipment Acquisitions                        |
| 35. Driver Details                     | 36. Shared VIN Summary                            |
| 37. Shipper Table                      | 38. Safety Summary                                |
| 39. Safety Details                     | 40. Crash Detail Color Coded                      |
| 41. Inspections with Shared Equipment  | 42. Inspection Tabular Details                    |
| 43. Inspection Summary By Month        | 44. VIN Inspection Violation Details              |
| 45. Inspection History                 |   |



**Business Address**

2460 S DEWITT AVE  
FRESNO, CA  
93727

**Contact Info**

(925)-789-8238  
BAJWAGURKIRAT814@GMAIL.COM

**FHWA Address**

2460 S DEWITT AVE  
FRESNO, CA, 93727  
Phone: (925)-789-8238

**Mailing Address**

2460 S DEWITT AVE  
FRESNO, CA  
93727

**Overview ToC**

**Operating Status:** AUTHORIZED FOR Property  
2 other companies viewed this DOT in the past two months  
**Crash/PU ratio:** 0.0%  
**Clean Inspection ratio:** 33.33%

**Estimated BASIC Scores (as of 12/27/2024)**

|                        | Unsafe Driving | Hours of Service | Driver Fitness | Controlled Sub. and Alcohol | Vehicle Maintenance | HM Compliance | Crash |
|------------------------|----------------|------------------|----------------|-----------------------------|---------------------|---------------|-------|
| <b>Relative Scores</b> | 0% ○           | 0% ⬆️            | 0% ○           | 0% ○                        | 0% ⬆️               | 0% ○          | 0% ○  |
| <b>Alert Status</b>    | No             | No               | No             | No                          | No                  | No            | No    |



**Estimated Inspection Selection System (ISS) Score: 4**  
**Category: Pass**

**BASIC Scores History - Unsafe Driving ToC**

There are no Scores for this BASIC

**BASIC Scores History - Hours of Service ToC**

There are no Scores for this BASIC

**BASIC Scores History - Driver Fitness ToC**

There are no Scores for this BASIC

**BASIC Scores History - Controlled Substance ToC**

There are no Scores for this BASIC

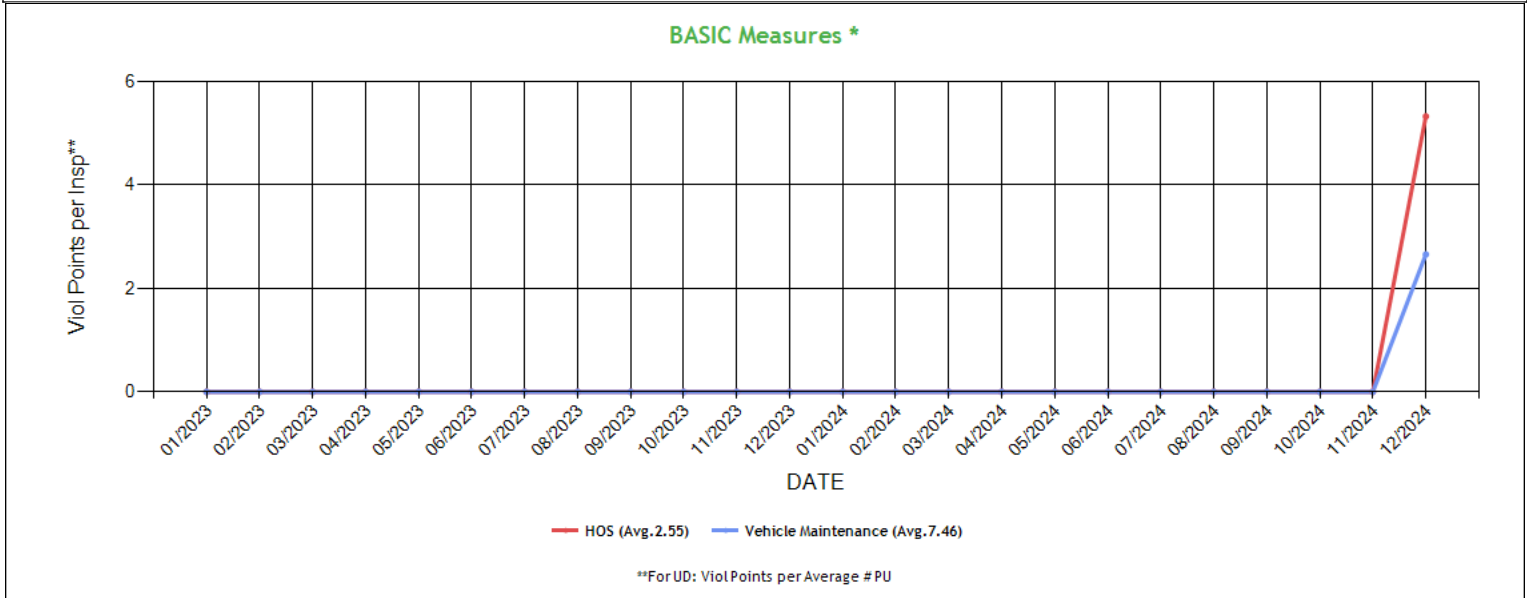


**BASIC Scores History - Vehicle Maintenance ToC**  
 There are no Scores for this BASIC

**BASIC Scores History - Crash ToC**  
 There are no Scores for this BASIC

**BASIC Scores History - Hazmat ToC**  
 There are no Scores for this BASIC

**BASIC Measures: Violation Points per Inspection Trends ToC**



\* BASIC Measures are the absolute SMS scores that are compared within each Safety Event Group to determine the BASIC Score percentiles. Averages based on fleets with 1-5 power units.



**BASIC Measures \* - Table ToC**

UD-Unsafe Driving, HOS-Hours of Service, DF-Driver Fitness, CS-Controlled Substances, VM-Vehicle Maintenance

| Date    | UD Measure | UD AC | UD with Viol | HOS Measure | HOS AC | HOS with Viol | DF Measure | DF AC | DF with Viol | CS Measure | CS AC | CS with Viol | VM Measure | VM AC | VM with Viol |
|---------|------------|-------|--------------|-------------|--------|---------------|------------|-------|--------------|------------|-------|--------------|------------|-------|--------------|
| 12/2024 | 0.00       | N     | 0            | 5.33        | N      | 1             | 0.00       | N     | 0            | 0.00       | N     | 0            | 2.66       | N     | 2            |
| 11/2024 | 0.00       | N     | 0            | 0.00        | N      | 0             | 0.00       | N     | 0            | 0.00       | N     | 0            | 0.00       | N     | 0            |
| 10/2024 | 0.00       | N     | 0            | 0.00        | N      | 0             | 0.00       | N     | 0            | 0.00       | N     | 0            | 0.00       | N     | 0            |
| 09/2024 | 0.00       | N     | 0            | 0.00        | N      | 0             | 0.00       | N     | 0            | 0.00       | N     | 0            | 0.00       | N     | 0            |
| 08/2024 | 0.00       | N     | 0            | 0.00        | N      | 0             | 0.00       | N     | 0            | 0.00       | N     | 0            | 0.00       | N     | 0            |
| 07/2024 | 0.00       | N     | 0            | 0.00        | N      | 0             | 0.00       | N     | 0            | 0.00       | N     | 0            | 0.00       | N     | 0            |
| 06/2024 | 0.00       | N     | 0            | 0.00        | N      | 0             | 0.00       | N     | 0            | 0.00       | N     | 0            | 0.00       | N     | 0            |
| 05/2024 | 0.00       | N     | 0            | 0.00        | N      | 0             | 0.00       | N     | 0            | 0.00       | N     | 0            | 0.00       | N     | 0            |
| 04/2024 | 0.00       | N     | 0            | 0.00        | N      | 0             | 0.00       | N     | 0            | 0.00       | N     | 0            | 0.00       | N     | 0            |
| 03/2024 | 0.00       | N     | 0            | 0.00        | N      | 0             | 0.00       | N     | 0            | 0.00       | N     | 0            | 0.00       | N     | 0            |
| 02/2024 | 0.00       | N     | 0            | 0.00        | N      | 0             | 0.00       | N     | 0            | 0.00       | N     | 0            | 0.00       | N     | 0            |
| 01/2024 | 0.00       | N     | 0            | 0.00        | N      | 0             | 0.00       | N     | 0            | 0.00       | N     | 0            | 0.00       | N     | 0            |
| 12/2023 | 0.00       | N     | 0            | 0.00        | N      | 0             | 0.00       | N     | 0            | 0.00       | N     | 0            | 0.00       | N     | 0            |
| 11/2023 | 0.00       | N     | 0            | 0.00        | N      | 0             | 0.00       | N     | 0            | 0.00       | N     | 0            | 0.00       | N     | 0            |
| 10/2023 | 0.00       | N     | 0            | 0.00        | N      | 0             | 0.00       | N     | 0            | 0.00       | N     | 0            | 0.00       | N     | 0            |
| 09/2023 | 0.00       | N     | 0            | 0.00        | N      | 0             | 0.00       | N     | 0            | 0.00       | N     | 0            | 0.00       | N     | 0            |
| 08/2023 | 0.00       | N     | 0            | 0.00        | N      | 0             | 0.00       | N     | 0            | 0.00       | N     | 0            | 0.00       | N     | 0            |
| 07/2023 | 0.00       | N     | 0            | 0.00        | N      | 0             | 0.00       | N     | 0            | 0.00       | N     | 0            | 0.00       | N     | 0            |
| 06/2023 | 0.00       | N     | 0            | 0.00        | N      | 0             | 0.00       | N     | 0            | 0.00       | N     | 0            | 0.00       | N     | 0            |
| 05/2023 | 0.00       | N     | 0            | 0.00        | N      | 0             | 0.00       | N     | 0            | 0.00       | N     | 0            | 0.00       | N     | 0            |
| 04/2023 | 0.00       | N     | 0            | 0.00        | N      | 0             | 0.00       | N     | 0            | 0.00       | N     | 0            | 0.00       | N     | 0            |
| 03/2023 | 0.00       | N     | 0            | 0.00        | N      | 0             | 0.00       | N     | 0            | 0.00       | N     | 0            | 0.00       | N     | 0            |
| 02/2023 | 0.00       | N     | 0            | 0.00        | N      | 0             | 0.00       | N     | 0            | 0.00       | N     | 0            | 0.00       | N     | 0            |
| 01/2023 | 0.00       | N     | 0            | 0.00        | N      | 0             | 0.00       | N     | 0            | 0.00       | N     | 0            | 0.00       | N     | 0            |

\* BASIC Measures are the absolute SMS scores that are compared within each Safety Event Group to determine the BASIC Score percentiles.

**KPI: BASIC Measures by Fleet Size and Cargo Group ToC**

Fleet Size: 1-5 PUs

| Cargo Group (Companies)  | Unsafe Driving |               | Hours of Service |               | Driver Fitness |               | Controlled Substance |               | Vehicle Maintenance |               | HM Compliance |               | Crash |               |
|--------------------------|----------------|---------------|------------------|---------------|----------------|---------------|----------------------|---------------|---------------------|---------------|---------------|---------------|-------|---------------|
|                          | Avg.           | Comp. to Avg. | Avg.             | Comp. to Avg. | Avg.           | Comp. to Avg. | Avg.                 | Comp. to Avg. | Avg.                | Comp. to Avg. | Avg.          | Comp. to Avg. | Avg.  | Comp. to Avg. |
| Bulk Goods (251965)      | 0.77           | Better        | 0.23             | Worse         | 0.13           | Better        | 0.01                 | Better        | 1.72                | Worse         | 0.01          | Better        | 0.06  | Better        |
| General Freight (487017) | 0.79           | Better        | 0.23             | Worse         | 0.20           | Better        | 0.02                 | Better        | 1.90                | Worse         | 0.01          | Better        | 0.06  | Better        |
| Refrigerated (65131)     | 1.52           | Better        | 0.56             | Worse         | 0.16           | Better        | 0.02                 | Better        | 2.62                | Worse         | 0.01          | Better        | 0.11  | Better        |
| KIRATKAR TRUCKING INC    | 0.00           |               | 5.33             |               | 0.00           |               | 0.00                 |               | 2.66                |               | 0.00          |               | 0.00  |               |

Estimated ISS Score: 4 Pass ToC About the Inspection Selection System



**Estimated ISS Score History - Table ToC**

| Date       | Estimated ISS Score | Recommendation   | Algorithm                   |
|------------|---------------------|------------------|-----------------------------|
| 12/27/2024 | 4                   | Pass             | Safety Algorithm            |
| 11/29/2024 | 65                  | Optional Inspect | Insufficient Data Algorithm |
| 10/25/2024 | 67                  | Optional Inspect | Insufficient Data Algorithm |
| 09/27/2024 | 65                  | Optional Inspect | Insufficient Data Algorithm |
| 08/30/2024 | 64                  | Optional Inspect | Insufficient Data Algorithm |
| 07/26/2024 | 63                  | Optional Inspect | Insufficient Data Algorithm |
| 06/28/2024 | 63                  | Optional Inspect | Insufficient Data Algorithm |
| 05/31/2024 | 63                  | Optional Inspect | Insufficient Data Algorithm |
| 04/26/2024 | 63                  | Optional Inspect | Insufficient Data Algorithm |
| 03/29/2024 | 63                  | Optional Inspect | Insufficient Data Algorithm |
| 02/23/2024 | 63                  | Optional Inspect | Insufficient Data Algorithm |
| 01/26/2024 | 63                  | Optional Inspect | Insufficient Data Algorithm |
| 12/29/2023 | 63                  | Optional Inspect | Insufficient Data Algorithm |
| 11/24/2023 | 63                  | Optional Inspect | Insufficient Data Algorithm |
| 10/27/2023 | 63                  | Optional Inspect | Insufficient Data Algorithm |
| 09/29/2023 | 63                  | Optional Inspect | Insufficient Data Algorithm |
| 08/25/2023 | 63                  | Optional Inspect | Insufficient Data Algorithm |
| 07/28/2023 | 63                  | Optional Inspect | Insufficient Data Algorithm |
| 06/30/2023 | 63                  | Optional Inspect | Insufficient Data Algorithm |
| 05/26/2023 | 63                  | Optional Inspect | Insufficient Data Algorithm |
| 04/28/2023 | 63                  | Optional Inspect | Insufficient Data Algorithm |
| 03/31/2023 | 63                  | Optional Inspect | Insufficient Data Algorithm |
| 02/24/2023 | 63                  | Optional Inspect | Insufficient Data Algorithm |
| 01/27/2023 | 63                  | Optional Inspect | Insufficient Data Algorithm |

**Investigation Results ToC**

No Investigations reported on FMCSA website

**Penalties History ToC**

There is a problem with the Penalties data on FMCSA website.

**Acute Critical Violations (Based on Investigations as per CSA Methodology Appendix A) ToC**

No Data

No red flag violations in the last 24 months

**DOT Registration Information: The following information on this specific DOT # is from the Federal DOT (as of Operating Authority**

| DOT Registration: 01/13/2023 |                      | Total Power Units: 1                               | Total Trucks: 1         | Total Trailers: 1        | Total Passenger Vehicles: 0         |
|------------------------------|----------------------|--|-------------------------|--------------------------|-------------------------------------|
| Status                       | Entity Type          | Organization Type                                  | Nation                  | Total Cars               | Drivers / CDL Drivers               |
| A                            | C                    | -  | US                      | 0                        | 1 / 1                               |
| MCS-150 Date                 | Op Codes             | Shipper Op Codes                                   | Shipper HazMat Op Codes | Latest Review Type       | Latest Review Document Number(Date) |
| 02/21/2024                   | A                    |  |                         |                          | ()                                  |
| MCS-150 Mileage (Year)       | Record Update Date   | Transports Hazmats                                 | DOT Census Date         | Recordable Accident Rate | Preventable Accident Rate           |
| 1 (2023)                     | 02/21/2024           | N  | 01/13/2023              | 0%                       | 0%                                  |
| MCS-151 Mileage              | Safety Rating (Date) | SEA Accident                                       | SEA Driver              | SEA Vehicle              | SEA Management                      |
| 0                            | None (None)          | 0%   | 0%                      | 0%                       | 0%                                  |
| Classification Codes         |                      | Cargo Carried (per MCS-150)                        |                         |                          |                                     |
| Authorized-For-Hire          |                      | General Freight, Fresh Produce, Refrigerated foods |                         |                          |                                     |



| DOT MCS-150 History <b>ToC</b> |              |                 | (as of 02/09/2023 DOT census) |             |         |          |                |              |                            |
|--------------------------------|--------------|-----------------|-------------------------------|-------------|---------|----------|----------------|--------------|----------------------------|
| Census Date                    | MCS-150 Date | MCS-150 Mileage | VMT Year                      | Power Units | Drivers | Trailers | Company Rep1   | Company Rep2 | Email                      |
| 2/9/2023                       | 1/13/2023    | 0               |                               | 1           | 1       | 1        | GURKIRAT SINGH |              | BAJWAGURKIRAT814@GMAIL.COM |

| Crash Summary Chart <b>ToC</b> Crashes Summary - Chart (based on all available crash data) |
|--|
| <b>No Data</b>   |

| Crashes Summary - Table (based on all available crash data) <b>ToC</b> |       |               |             |              |              |              |              |              |              |                |
|--|-------|---------------|-------------|--------------|--------------|--------------|--------------|--------------|--------------|----------------|
|  | TOTAL | Last 6 months | 7-12 months | 13-18 months | 19-24 months | 25-30 months | 30-36 months | 37-41 months | 42-48 months | Over 49 months |
| Total Reportable   | 0     | 0             | 0           | 0            | 0            | 0            | 0            | 0            | 0            | 0              |
| Fatalities   | 0     | 0             | 0           | 0            | 0            | 0            | 0            | 0            | 0            | 0              |
| Injuries   | 0     | 0             | 0           | 0            | 0            | 0            | 0            | 0            | 0            | 0              |
| Tow Away   | 0     | 0             | 0           | 0            | 0            | 0            | 0            | 0            | 0            | 0              |
| With Citations   | 0     | 0             | 0           | 0            | 0            | 0            | 0            | 0            | 0            | 0              |
| Federal Recordable   | 0     | 0             | 0           | 0            | 0            | 0            | 0            | 0            | 0            | 0              |
| Preventable  | 0     | 0             | 0           | 0            | 0            | 0            | 0            | 0            | 0            | 0              |
| Crash per Pwr Unit   | -     | 0.0%          | 0.0%        | 0.0%         | 0.0%         | 0.0%         | 0.0%         | 0.0%         | 0.0%         | -              |

| Inspection Summary <b>ToC</b>   |   |  |   |
|---|---|--|---|
| The following inspection information is based on results for 24 months prior to: 02/16/2025. Please note that the total inspections number is not necessarily the total of the vehicle, driver and hazmat inspections, as one inspection may have included any combination of the below inspections.  |   |  |   |
| Overall   | Vehicle   | Driver   | Hazmat  |
| (Please note that the total inspections number is not necessarily the total of the vehicle, driver and hazmat inspections, as one inspection may have included any combination of the below inspections)<br><br>Total Inspections: 3<br>Total Out of Service: 1<br><br>Out of Service: 33.33%<br>National Average: 20.82%<br>Difference: 12.51% | Total Inspections: 3<br>Total Out of Service: 0<br><br>Out of Service: 0.00%<br>National Average: 24.68%<br>Difference: -24.68% | Total Inspections: 3<br>Total Out of Service: 1<br><br>Out of Service: 33.33%<br>National Average: 6.67%<br>Difference: 26.66% | Total Inspections: 0<br>Total Out of Service: 0<br><br>Out of Service: 0.00%<br>National Average: 2.97%<br>Difference: -2.97% |

| KPI: Inspection Viol OOS Rates by Cargo Group <b>ToC</b> |         |                     |         |                     |         |                     |         |                     |
|--|---------|---------------------|---------|---------------------|---------|---------------------|---------|---------------------|
| Cargo Group  | OVERALL |                     | VEHICLE |                     | DRIVER  |                     | HAZMAT  |                     |
|  | Average | Compared to Average | Average | Compared to Average | Average | Compared to Average | Average | Compared to Average |
| Bulk Goods   | 24.23%  | Worse               | 22.30%  | Better              | 9.12%   | Worse               | 0.16%   | Better              |
| General Freight  | 28.74%  | Worse               | 24.98%  | Better              | 12.59%  | Worse               | 0.22%   | Better              |
| Refrigerated   | 22.83%  | Worse               | 20.76%  | Better              | 10.37%  | Worse               | 0.08%   | Better              |
| KIRATKAR TRUCKING INC                                    | 33.33%  |                     | 0%      |                     | 33.33%  |                     | 0%      |                     |



**FHWA Registration Information: The following data on this Motor Carrier is from the Federal Hwy Administration (as of 2/4/2025)**

| Docket Number       | DOT Number | Company Name          | DBA Name        | Address           | City              | State                        | Country           | ZIP Code        |
|---------------------|------------|-----------------------|-----------------|-------------------|-------------------|------------------------------|-------------------|-----------------|
| MC1510499           | 4011450    | KIRATKAR TRUCKING INC |                 | 2460 S DEWITT AVE | FRESNO            | CA                           | US                | 93727           |
| Phone Number        | Fax Number | Mail Address          | Mail City       | Mail State        | Mail Contry       | Mail ZIP Code                | Mail Phone Number | Mail Fax Number |
| (925)-789-8238      |            |                       |                 |                   |                   |                              | (925)-789-8238    |                 |
| Date of Last Change | Freight    | Passenger             | Household Goods | Active Authority  | Pending Authority | Revocation Pending Authority |                   |                 |
| 2/4/2025            | Y          | N                     | N               | / Common /        | /                 | / Common /                   |                   |                 |

**Insurance Required (as of 02/04/2025) ToC**

| Docket Number | Insurance Type | Insurance Required | Insurance on File |
|---------------|----------------|--------------------|-------------------|
| MC1510499     | BIPD           | \$750k             | \$750k            |
| MC1510499     | Cargo          | No                 | No                |
| MC1510499     | Bond           | No                 | No                |

**Active / Pending Insurance (as of 02/04/2025)**

| Docket Number | Form | Type         | Insurance Carrier               | Policy/Surety | Coverage From | Coverage To | Required | On File | Effective Date | Cancel Date |
|---------------|------|--------------|---------------------------------|---------------|---------------|-------------|----------|---------|----------------|-------------|
| MC1510499     | 91X  | BIPD/Primary | SECURITY NATIONAL INSURANCE CO. | SMC1818901    | \$0k          | \$750k      | \$750k   | \$750k  | 03/01/2024     | 03/01/2025  |

**Insurance History (as of 02/04/2025)**

**No Data for Insurance History (as of 02/04/2025)**

**FHWA Authorities (as of 02/04/2025) ToC**

| Docket#   | L&I Name              | Active Authority | Inactive Authority | Pending Authority | Revocation Pending Authority | Freight | Passenger | Household Goods |
|-----------|-----------------------|------------------|--------------------|-------------------|------------------------------|---------|-----------|-----------------|
| MC1510499 | KIRATKAR TRUCKING INC | Common /         |                    |                   | Common /                     | Yes     | No        | No              |

**Authority History (as of 02/04/2025)**

| Docket Number | Sub | Auth Type | Original Action                    | Disposition |
|---------------|-----|-----------|------------------------------------|-------------|
| MC1510499     |     | COMMON    | GRANTED<br>3/28/2024 12:00:00 AM   |             |
| MC1510499     |     | COMMON    | DISMISSED<br>2/24/2023 12:00:00 AM |             |

**Severe Violations (i.e. those with >= 8 points) - Chart ToC**

**No Data**



**Severe Violations (i.e. those with >= 8 points) - Table**

**No Data**

**Violation Report [ToC](#)**

| Inspection Date | Inspection State | BASIC               | Violation Description  | OOS | VIN               | Severity Points |
|-----------------|------------------|---------------------|--|-----|-------------------|-----------------|
| 12/06/2024      | AZ               | Vehicle Maintenance | 396.17CPI - OPERATING A CMV WITHOUT DOCUMENTATION OF A PERIODIC INSPECTION.  | No  | 1UYVS2536N6581802 | 4               |
| 12/06/2024      | AZ               | Vehicle Maintenance | 396.17CPI - OPERATING A CMV WITHOUT DOCUMENTATION OF A PERIODIC INSPECTION.  | No  | 3AKJHHDR1MSMV2237 | 4               |
| 12/06/2024      | AZ               | Hours-Of-Service    | 395.8EHOSPD - HOS (PROPERTY) - NO DRIVER MAY MAKE A FALSE REPORT IN CONNECTION WITH A DUTY STATUS. EXPLAIN:  | No  | 3AKJHHDR1MSMV2237 | 7               |
| 12/06/2024      | AZ               | Hours-Of-Service    | 395.8EHOSPCDOOS - HOS (PROPERTY) - CO-DRIVER PRODUCES A FALSE RECORD OF DUTY STATUS WITH AN APPARENT ATTEMPT TO CONCEAL HOURS. EXPLAIN:                                      | No  | 3AKJHHDR1MSMV2237 | 7               |
| 12/02/2024      | AZ               | Vehicle Maintenance | 393.55C2B - Air Brake - CMV other than truck-tractor manufactured on or after March 1 1998 not equipped with an antilock brake system. System does not function or indicates | No  | 1UYVS2536N6581802 | 4               |

No filters were applied when generating this report, see the live report for more options.

**Violation Summary [ToC](#)**

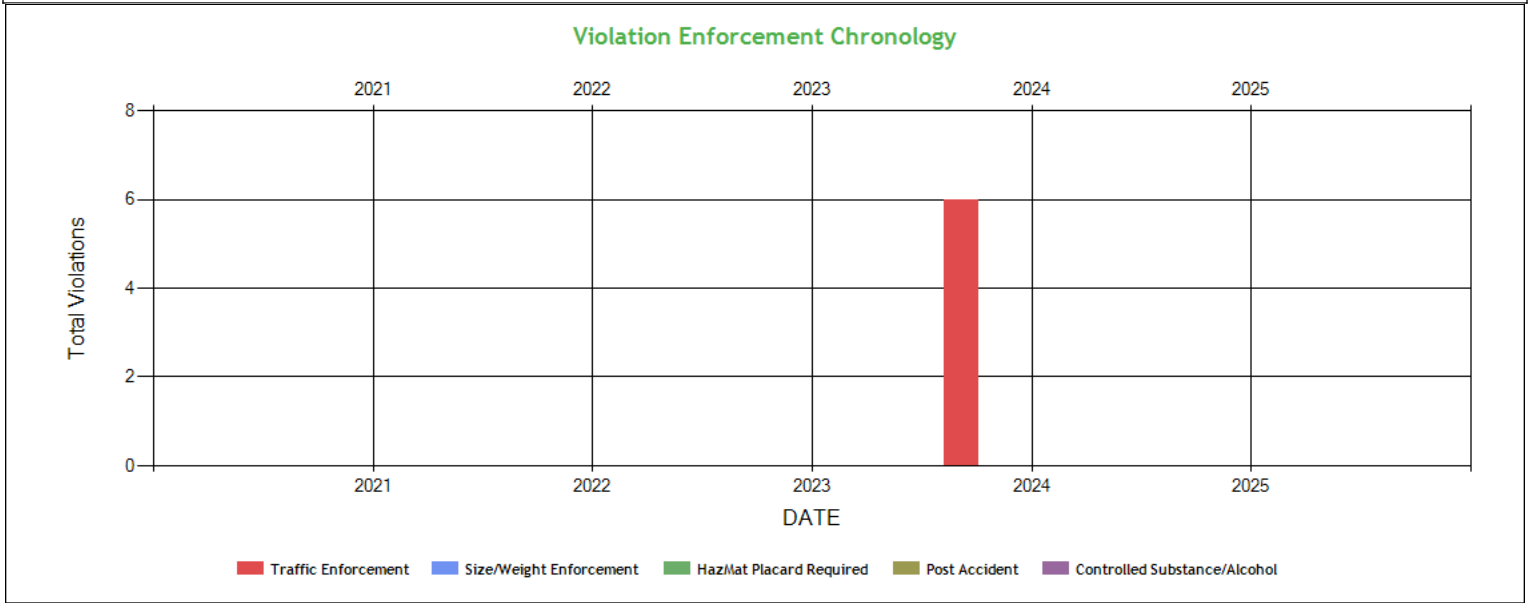
| BASIC                             | Violation Group    | Code            | Description  | # of Violations | # of OOS Violations | Severity Points |
|-----------------------------------|--------------------|-----------------|--|-----------------|---------------------|-----------------|
| Hours-Of-Service (HOS) Compliance | False Log          | 395.8EHOSPCDOOS | HOS (PROPERTY) - CO-DRIVER PRODUCES A FALSE RECORD OF DUTY STATUS WITH AN APPARENT ATTEMPT TO CONCEAL HOURS. EXPLAIN:  | 1               | 0                   | 7               |
| Hours-Of-Service (HOS) Compliance | False Log          | 395.8EHOSPD     | HOS (PROPERTY) - NO DRIVER MAY MAKE A FALSE REPORT IN CONNECTION WITH A DUTY STATUS. EXPLAIN:  | 1               | 0                   | 7               |
| Vehicle Maintenance               | Brakes All Others  | 393.55C2B       | Air Brake - CMV other than truck-tractor manufactured on or after March 1 1998 not equipped with an antilock brake system. System does not function or indicates | 1               | 0                   | 4               |
| Vehicle Maintenance               | Inspection Reports | 396.17CPI       | OPERATING A CMV WITHOUT DOCUMENTATION OF A PERIODIC INSPECTION.  | 2               | 0                   | 4               |

No filters were applied when generating this report, see the live report for more options.





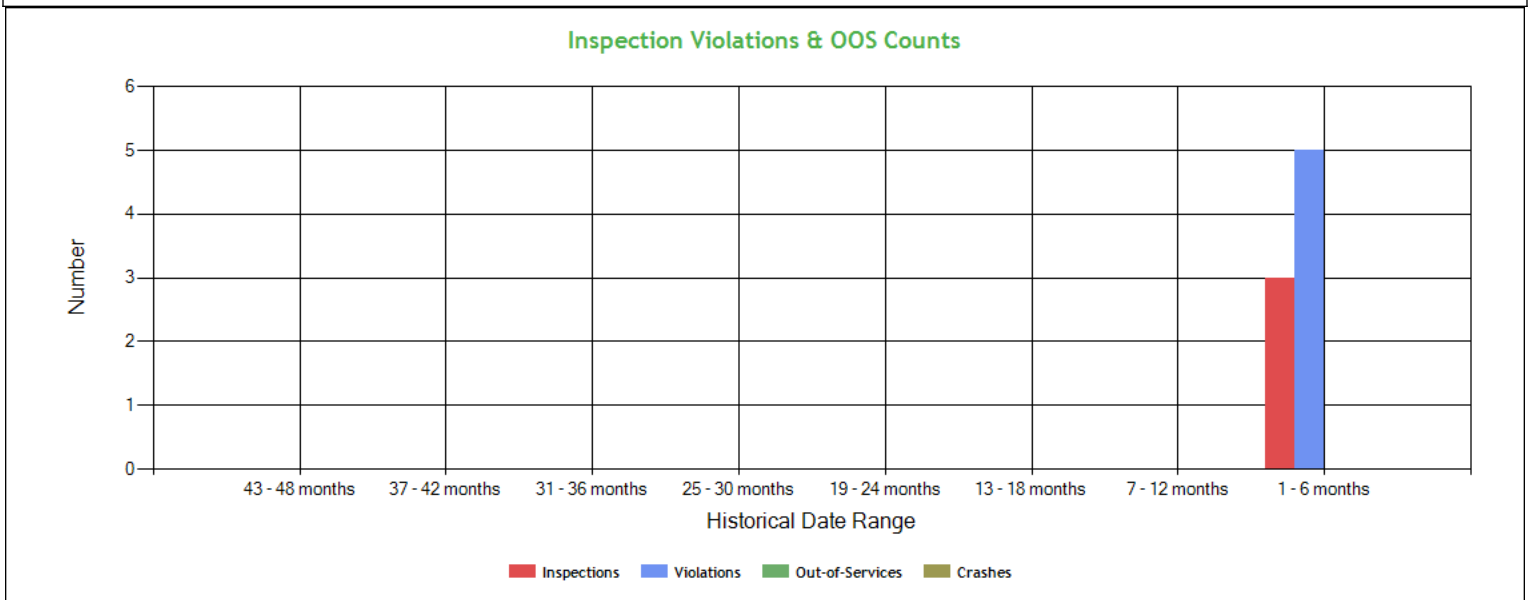
**Violation Enforcement Chronology - Chart ToC**



**Violation Enforcement Chronology - Table ToC**

|                              | 2021 | 2022 | 2023 | 2024 | 2025 |
|------------------------------|------|------|------|------|------|
| Traffic Enforcement          | 0    | 0    | 0    | 6    | 0    |
| Size/Weight Enforcement      | 0    | 0    | 0    | 0    | 0    |
| HazMat Placard Required      | 0    | 0    | 0    | 0    | 0    |
| Post Accident                | 0    | 0    | 0    | 0    | 0    |
| Controlled Substance/Alcohol | 0    | 0    | 0    | 0    | 0    |

**Inspection Violations & OOS Counts - Chart ToC**



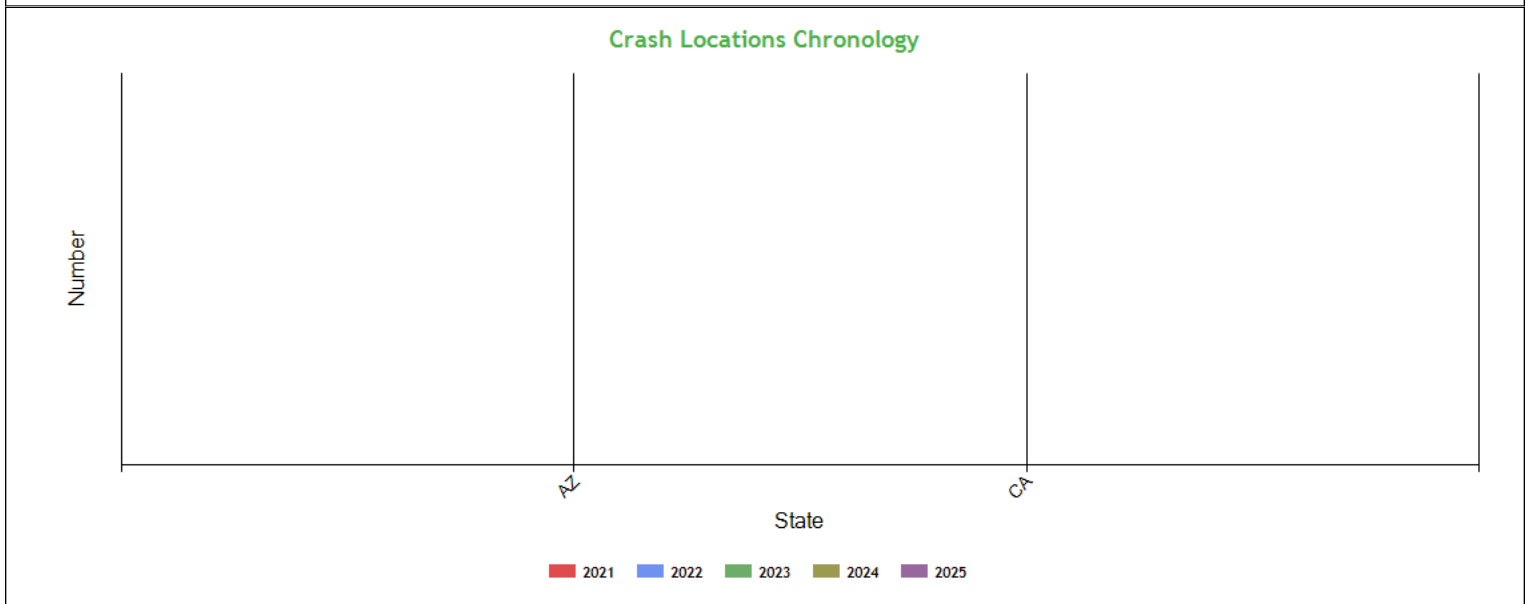
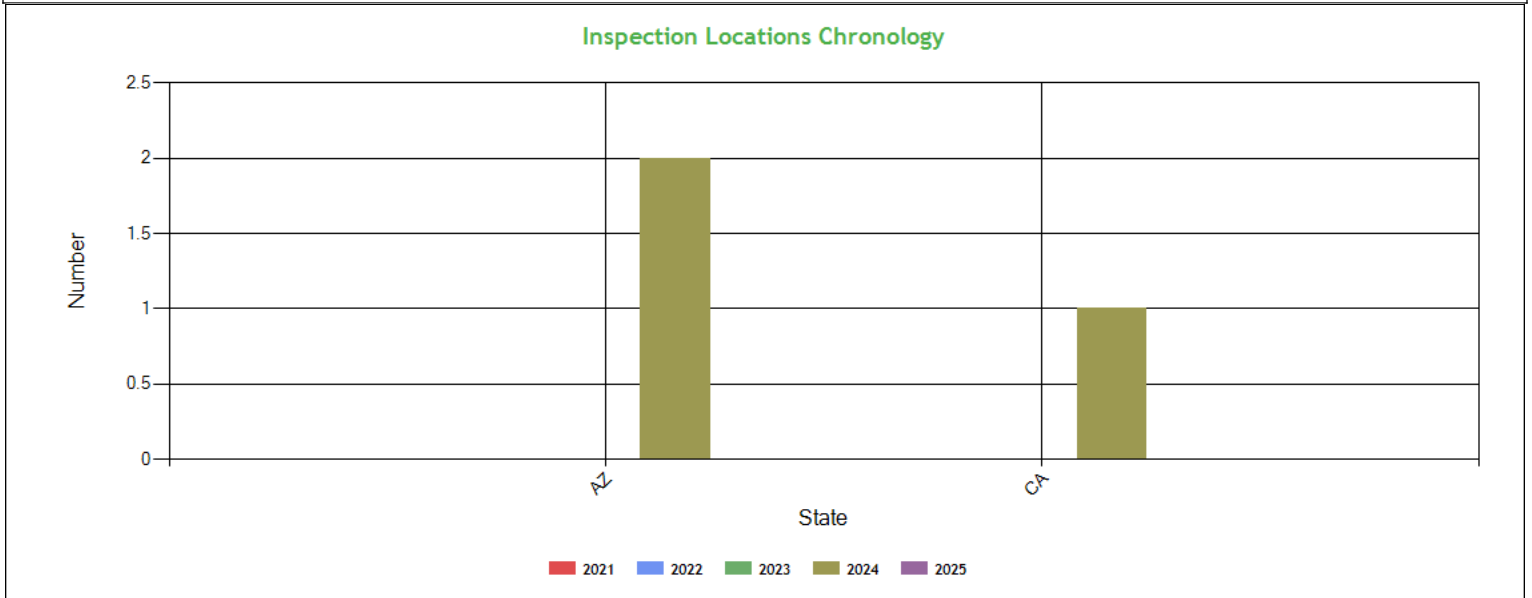


| <b>Inspection Violations &amp; OOS Counts - Table ToC</b> |             |            |                 |         |
|---|-------------|------------|-----------------|---------|
| Date Range  | Inspections | Violations | Out-of-Services | Crashes |
| <b>TOTAL</b>  | 3           | 5          | 0               | 0       |
| <b>1 - 6 months</b>                                       | 3           | 5          | 0               | 0       |
| <b>7 - 12 months</b>                                      | 0           | 0          | 0               | 0       |
| <b>13 - 18 months</b>                                     | 0           | 0          | 0               | 0       |
| <b>19 - 24 months</b>                                     | 0           | 0          | 0               | 0       |
| <b>25 - 30 months</b>                                     | 0           | 0          | 0               | 0       |
| <b>31 - 36 months</b>                                     | 0           | 0          | 0               | 0       |
| <b>37 - 42 months</b>                                     | 0           | 0          | 0               | 0       |
| <b>43 - 48 months</b>                                     | 0           | 0          | 0               | 0       |

| <b>Radius of Operation (based on Inspections and Crashes during the past 3 years) ToC</b> |       |                                     |                                       |  |  |  |  |                               |
|---|-------|-------------------------------------|---------------------------------------|--|--|--|--|-------------------------------|
|   | Total | Drive between 0 and 50 miles radius | Drive between 51 and 200 miles radius | Drive between 201 and 300 miles radius | Drive between 301 and 400 miles radius | Drive between 401 and 500 miles radius | Drive between 501 and 600 miles radius | Drive beyond 600 miles radius |
| <b>Power Units (i.e. unique VINs)</b>   | 1     | 0                                   | 0                                     | 0                                      | 0                                      | 0                                      | 0                                      | 1                             |
| <b>Percent</b>  | 100%  | 0%                                  | 0%                                    | 0%                                     | 0%                                     | 0%                                     | 0%                                     | 100%                          |



**Inspection & Crash Locations - Chart ToC**



**Inspection & Crash Locations - Table ToC**

| State | Inspections |      |      |      |      | Violations |      |      |      |      | Out-of-Services |      |      |      |      | Crashes |      |      |      |      |
|-------|-------------|------|------|------|------|------------|------|------|------|------|-----------------|------|------|------|------|---------|------|------|------|------|
|       | 2021        | 2022 | 2023 | 2024 | 2025 | 2021       | 2022 | 2023 | 2024 | 2025 | 2021            | 2022 | 2023 | 2024 | 2025 | 2021    | 2022 | 2023 | 2024 | 2025 |
| TOTAL | 0           | 0    | 0    | 3    | 0    | 0          | 0    | 0    | 6    | 0    | 0               | 0    | 0    | 0    | 0    | 0       | 0    | 0    | 0    | 0    |
| AZ    | 0           | 0    | 0    | 2    | 0    | 0          | 0    | 0    | 6    | 0    | 0               | 0    | 0    | 0    | 0    | 0       | 0    | 0    | 0    | 0    |
| CA    | 0           | 0    | 0    | 1    | 0    | 0          | 0    | 0    | 0    | 0    | 0               | 0    | 0    | 0    | 0    | 0       | 0    | 0    | 0    | 0    |

**Hot Spot Summary ToC**

| Year | Month              | Level 5 | Level 5 % | Level 4 | Level 4 % | Level 3 | Level 3 % | Level 2 | Level 2 % | Level 1 | Level 1 % | Level 0 | Level 0 % | Levels 1 - 5 | Levels 1 - 5 % |
|------|--------------------|---------|-----------|---------|-----------|---------|-----------|---------|-----------|---------|-----------|---------|-----------|--------------|----------------|
| 2024 | December (Partial) | 0       | 0.00%     | 0       | 0.00%     | 0       | 0.00%     | 0       | 0.00%     | 0       | 0.00%     | 2       | 66.67%    | 0            | 0.00%          |
| 2024 | August             | 1       | 33.33%    | 0       | 0.00%     | 0       | 0.00%     | 0       | 0.00%     | 0       | 0.00%     | 0       | 0.00%     | 1            | 33.33%         |



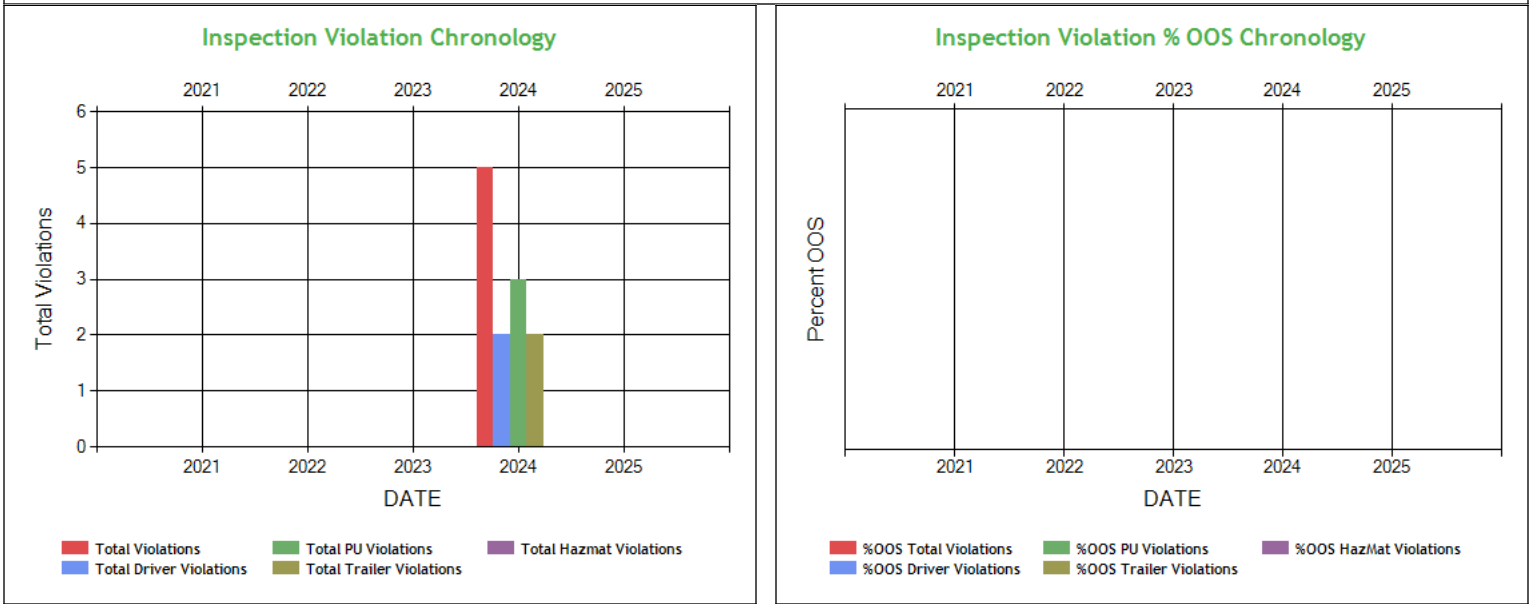
|               |   |        |   |       |   |       |   |       |   |       |   |        |   |        |
|---------------|---|--------|---|-------|---|-------|---|-------|---|-------|---|--------|---|--------|
| <b>Totals</b> | 1 | 33.33% | 0 | 0.00% | 0 | 0.00% | 0 | 0.00% | 0 | 0.00% | 2 | 66.67% | 1 | 33.33% |
|---------------|---|--------|---|-------|---|-------|---|-------|---|-------|---|--------|---|--------|

**Hot Spot Analysis**

| State | County | Level | Count | Percentage |
|-------|--------|-------|-------|------------|
| CA    | Kern   | 5     | 1     | 33.33%     |

Report generated using the last 12 full months of inspection data

**Inspection Violation % OOS Chronology - Chart ToC**

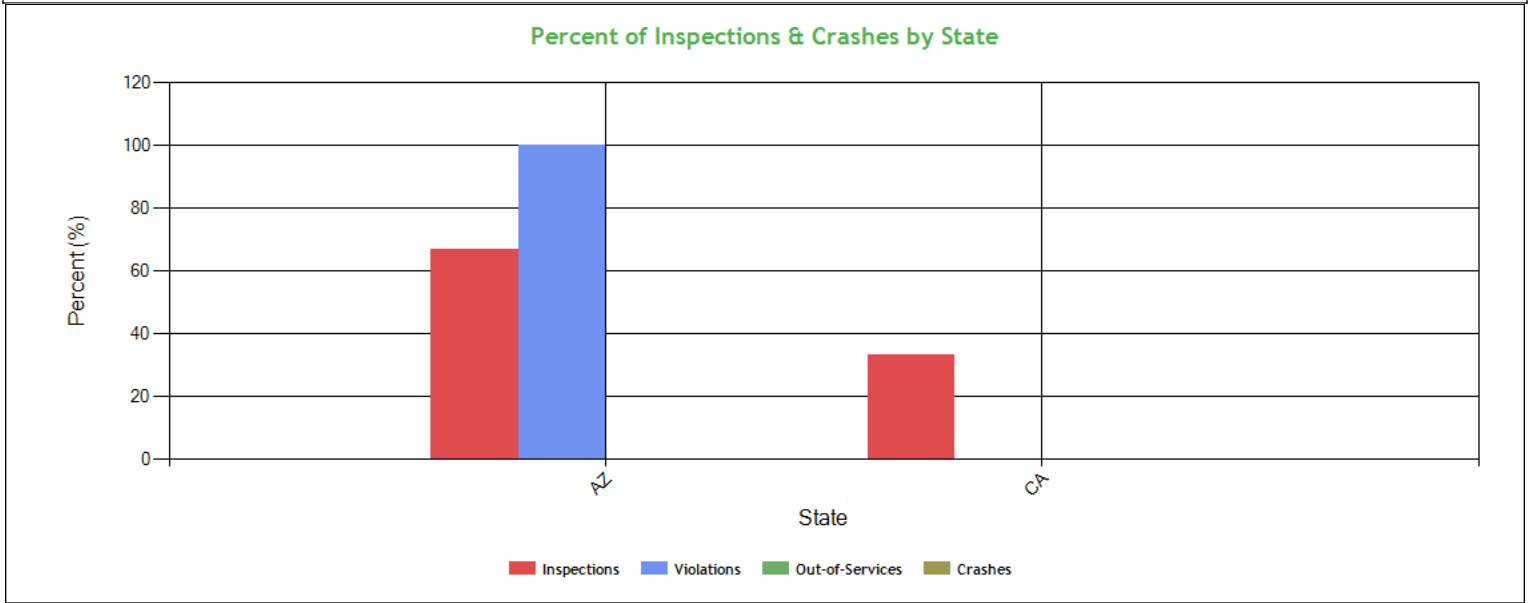


**Inspection Violation % OOS Chronology - Table ToC**

|                               | 2021 | 2022 | 2023 | 2024 | 2025 |
|-------------------------------|------|------|------|------|------|
| Total Violations              | 0    | 0    | 0    | 5    | 0    |
| Total Out Of Services         | 0    | 0    | 0    | 0    | 0    |
| %OOS Total Violations         | 0    | 0    | 0    | 0    | 0    |
| Total Driver Violations       | 0    | 0    | 0    | 2    | 0    |
| Total Driver Out Of Services  | 0    | 0    | 0    | 0    | 0    |
| %OOS Driver Violations        | 0    | 0    | 0    | 0    | 0    |
| Total PU Violations           | 0    | 0    | 0    | 3    | 0    |
| Total PU Out Of Services      | 0    | 0    | 0    | 0    | 0    |
| %OOS PU Violations            | 0    | 0    | 0    | 0    | 0    |
| Total Trailer Violations      | 0    | 0    | 0    | 2    | 0    |
| Total Trailer Out Of Services | 0    | 0    | 0    | 0    | 0    |
| %OOS Trailer Violations       | 0    | 0    | 0    | 0    | 0    |
| Total Hazmat Violations       | 0    | 0    | 0    | 0    | 0    |
| Total Hazmat Out Of Services  | 0    | 0    | 0    | 0    | 0    |
| %OOS HazMat Violations        | 0    | 0    | 0    | 0    | 0    |



**Percent of Insp & Crash by State - Chart ToC**



**Percent of Insp & Crash by State - Table (based on Inspection data from the last 4 years) ToC**

| State | Inspections |         | Violations |         | Out-of-Services |         | Crashes |         |
|-------|-------------|---------|------------|---------|-----------------|---------|---------|---------|
|       | Total       | Percent | Total      | Percent | Total           | Percent | Total   | Percent |
|       | 3           | 100     | 6          | 100     | 0               | 100     | 0       | 100     |
| AZ    | 2           | 66.7    | 6          | 100     | 0               | 0       | 0       | 0       |
| CA    | 1           | 33.3    | 0          | 0       | 0               | 0       | 0       | 0       |

**VIN Insp Summary by State (based on inspection from the last 2 years) ToC**

| VIN               | Insp         | Viol Pts      | Counts in each State |           |          |          |
|-------------------|--------------|---------------|----------------------|-----------|----------|----------|
|                   |              |               | AZ                   |           | CA       |          |
|                   |              |               | Insp                 | Viol Pts  | Insp     | Viol Pts |
| <b>TOTALS</b>     | <b>6/34*</b> | <b>3/26**</b> | <b>2</b>             | <b>26</b> | <b>1</b> | <b>0</b> |
| 1UYVS2536N6581802 | 2            | 8             | 2                    | 8         | 0        | 0        |
| 3AKJHHDR1MSMV2237 | 2            | 18            | 1                    | 18        | 1        | 0        |
| 1JJV532B1LL179697 | 1            | 0             | 0                    | 0         | 1        | 0        |

\*<Total number of inspections for these 3 VIN(s)>/<Total number of inspections for these 2 state(s)>

\*\*<Total severity sum for these 3 VIN(s)>/<Total severity sum for these 2 state(s)>

**Violations By Unit Type ToC**

**# of Violations: 5 Total Severity: 26 based on inspections in the last 2 years**

|  |                           |                           |                           |
|--|---------------------------|---------------------------|---------------------------|
| <b>Violation Unit: Driver</b>                                      | <b># of Violations: 2</b> | <b>Total Severity: 14</b> | <b>% of Total: 53.85%</b> |
| Viol. Group: False Log   | # of Violations: 2        | Total Severity: 14        | % of Total: 53.85%        |
| Violation  | Number of Occurrences     | Viol. Severity            | Total Severity            |
| 395.8EHOSPCDOOS:HOS (PROPERTY) - CO-DRIVER PRODUCES A FALSE RECORD | 1                         | 7                         | 7                         |
| 395.8EHOSPD:HOS (PROPERTY) - NO DRIVER MAY MAKE A FALSE REPORT     | 1                         | 7                         | 7                         |
| <b>Violation Unit: Power Unit</b>                                  | <b># of Violations: 1</b> | <b>Total Severity: 4</b>  | <b>% of Total: 15.38%</b> |
| Viol. Group: Inspection Reports                                    | # of Violations: 1        | Total Severity: 4         | % of Total: 15.38%        |
| Violation  | Number of Occurrences     | Viol. Severity            | Total Severity            |
| 396.17CPI:OPERATING A CMV WITHOUT DOCUMENTATION OF A PERIODI       | 1                         | 4                         | 4                         |
| <b>Violation Unit: Trailer</b>                                     | <b># of Violations: 2</b> | <b>Total Severity: 8</b>  | <b>% of Total: 30.77%</b> |



|  |                              |                          |                           |
|--|------------------------------|--------------------------|---------------------------|
| <b>Viol. Group: Brakes All Others</b>                        | <b># of Violations: 1</b>    | <b>Total Severity: 4</b> | <b>% of Total: 15.38%</b> |
| <b>Violation</b>   | <b>Number of Occurrences</b> | <b>Viol. Severity</b>    | <b>Total Severity</b>     |
| 393.55C2B:Air Brake - CMV other than truck-tractor manufactu | 1                            | 4                        | 4                         |
| <b>Viol. Group: Inspection Reports</b>                       | <b># of Violations: 1</b>    | <b>Total Severity: 4</b> | <b>% of Total: 15.38%</b> |
| 396.17CPI:OPERATING A CMV WITHOUT DOCUMENTATION OF A PERIODI | 1                            | 4                        | 4                         |

| <b>Equipment Ownership ToC</b> Equipment Ownership (based on MCS-150 dated 2/21/2024) |        |          |          |               |      |
|---|--------|----------|----------|---------------|------|
|   | Trucks | Tractors | Trailers | Motor Coaches | Vans |
| <b>Owned</b>  | 0      | 1        | 0        | 0             | 0    |
| <b>Term Leased</b>  | 0      | 0        | 1        | 0             | 0    |
| <b>Trip Leased</b>  | 0      | 0        | 0        | 0             | 0    |
| <b>Total No.</b>  | 0      | 1        | 1        | 0             | 0    |

| <b>Equipment Details Power Units ToC</b> |                  |      |              |                              |               |           |       |     |           |
|--|------------------|------|--------------|------------------------------|---------------|-----------|-------|-----|-----------|
| VIN                                      | Latest Insp Date | Year | Make         | Model                        | Body Class    | Body Type | Axles | Len | Fuel Type |
| 3AKJHHR1MS MV2237                        | 12/06/2024       | 2021 | FREIGHTLINER | New Cascadia 126" Sleepercab | Truck-Tractor | -         | -     | -   | Diesel    |

| <b>Equipment Details Trailers</b> |                  |      |                 |                              |            |             |       |     |                |
|-----------------------------------|------------------|------|-----------------|------------------------------|------------|-------------|-------|-----|----------------|
| VIN                               | Latest Insp Date | Year | Make            | Model                        | Body Class | Body Type   | Axles | Len | Fuel Type      |
| 1UYVS2536N65 81802                | 12/06/2024       | 2022 | UTILITY         | Utility Trailer Manufacturer | Trailer    | Van Trailer | 2     | 53  | Not Applicable |
| 1JJV532B1LL17 9697                | 08/14/2024       | 2020 | WABASH NATIONAL | Refrigerated Van             | Trailer    | Van Trailer | 2     | 53  | -              |

| <b>Vehicle Age ToC</b> |               |               |            |                     |
|------------------------|---------------|---------------|------------|---------------------|
| Year                   | # Power Units | PU Percentage | # Trailers | Trailres Percentage |
| 2022                   | 0             | 0.00%         | 1          | 50.00%              |
| 2021                   | 1             | 100.00%       | 0          | 0.00%               |
| 2020                   | 0             | 0.00%         | 1          | 50.00%              |

Based on 24 months of inspection data, see the live report for more options

| <b>States of Power Unit Registrations ToC</b> |    |    |
|---|----|----|
| State   | AZ | CA |
| <b>Number of Power Units</b>                  | 1  | 1  |

| <b>Equipment Acquisitions - Table ToC</b> |  |  |  |   |   |   |
|---|--|--|--|---|---|---|
|   | Power Units inspected for 1st time in past 12 months | Power Units inspected for 1st time in past 24 months | Power Units inspected during entire date range | Trailers inspected for 1st time in past 12 months | Trailers inspected for 1st time in past 24 months | Trailers inspected during entire date range |
| <b>Unique VINs</b>                        | 1  | 1  | 1  | 2   | 2   | 2   |
| <b>Unique License Plates</b>              | 1  | 1  | 1  | 2   | 2   | 2   |
| <b>License Plate States</b>               | 1  | 1  | 1  | 2   | 2   | 2   |



| <b>Driver Details</b> <a href="#">ToC</a> <b>Driver Details</b> (based on MCS-150 dated 2/21/2024) |                      |                      |              |
|--|----------------------|----------------------|--------------|
|  | <b>Within 100 mi</b> | <b>Beyond 100 mi</b> | <b>TOTAL</b> |
| <b># Drivers Interstate</b>  | 0                    | 1                    | 1            |
| <b># Drivers Intrastate</b>  | 0                    | 0                    | 0            |
| <b>TOTAL</b>   | 0                    | 1                    | /            |
| Avg. # Trip Lease Drivers/Mo: 0 # Drivers Grand Total: 1 # Drivers Commercially Licensed: 1        |                      |                      |              |

**Shared VIN Summary** [ToC](#)

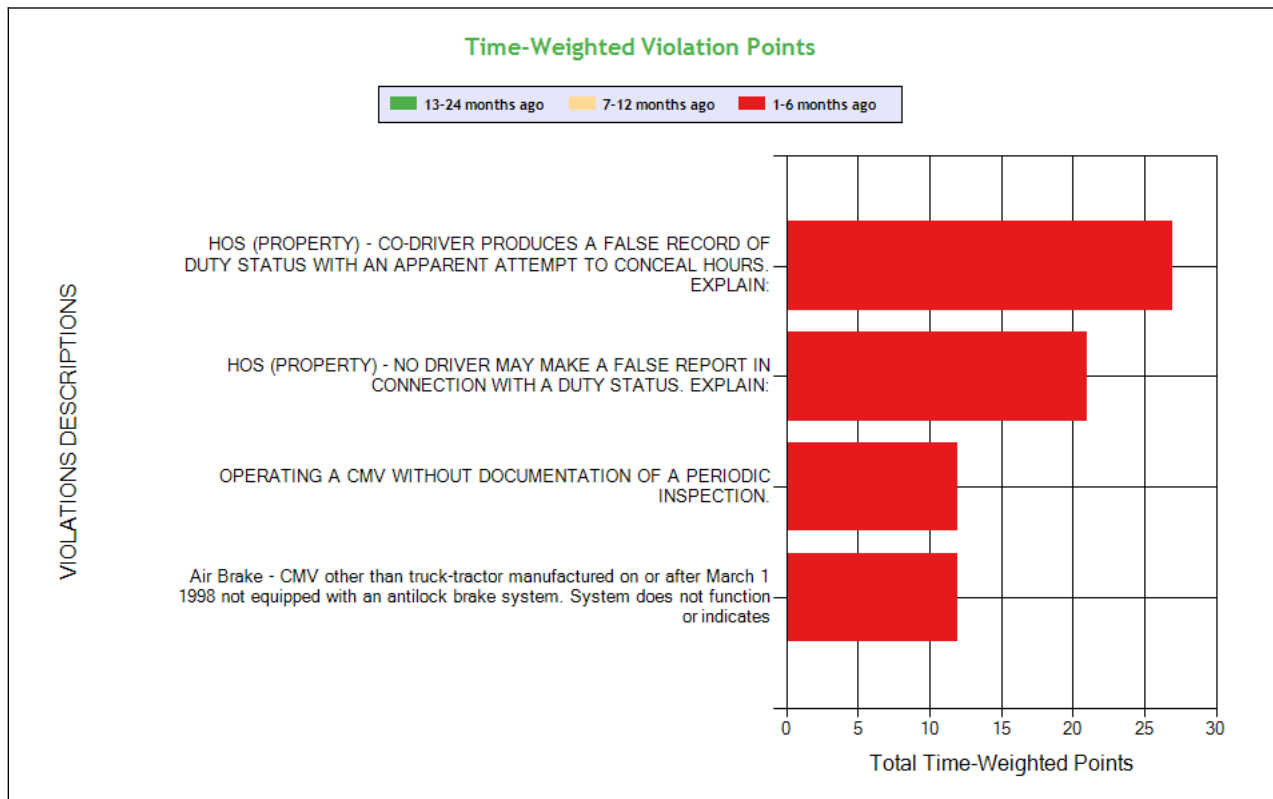
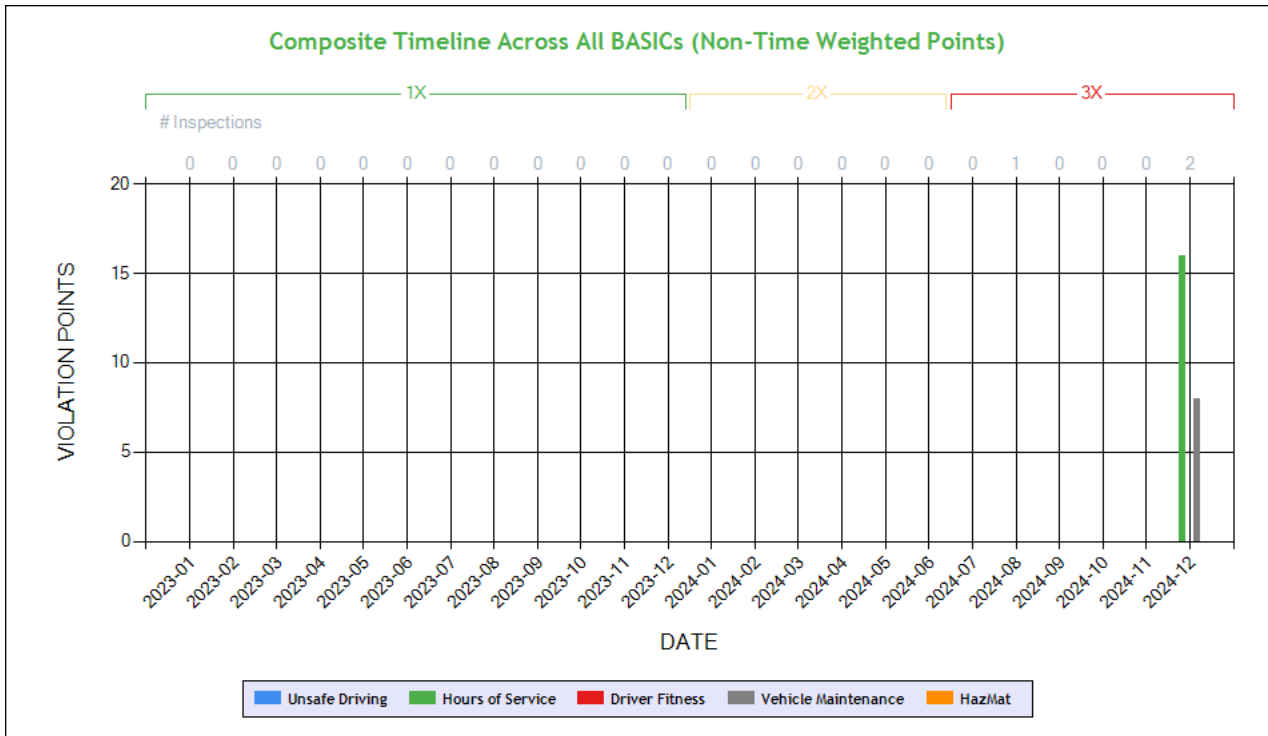
**No Data**

**SHIPPERS DETAIL** [ToC](#) based on Inspection results for the last 4 years

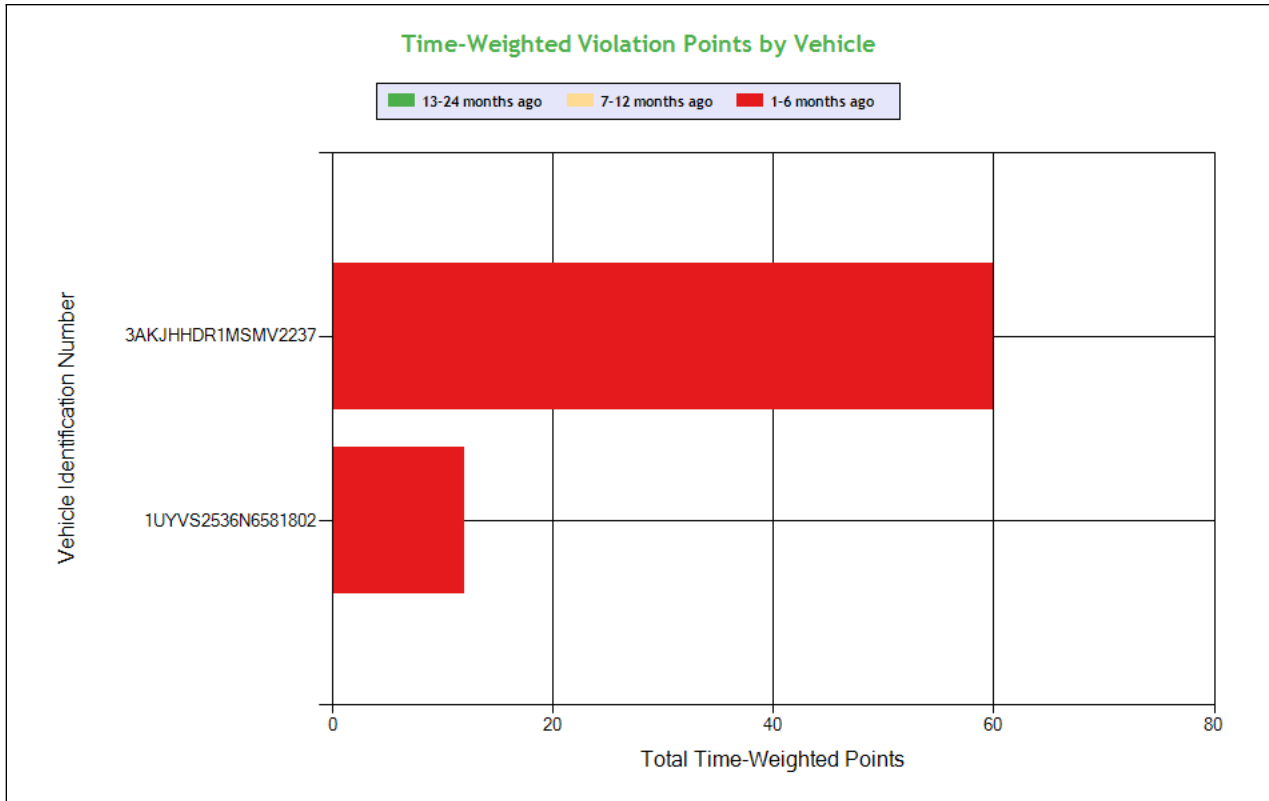
| <b>Shipper Name</b> | <b>Number of Inspections</b> | <b>Shipper Name</b> | <b>Number of Inspections</b> |
|---------------------|------------------------------|---------------------|------------------------------|
| COCA COLA           | 1                            | KINGS RIVER         | 1                            |
| MAAN EMPIRE         | 1                            |                     |                              |



**Carrier Underwriting Report Safety Summary ToC**







See the Excel file for the complete analysis

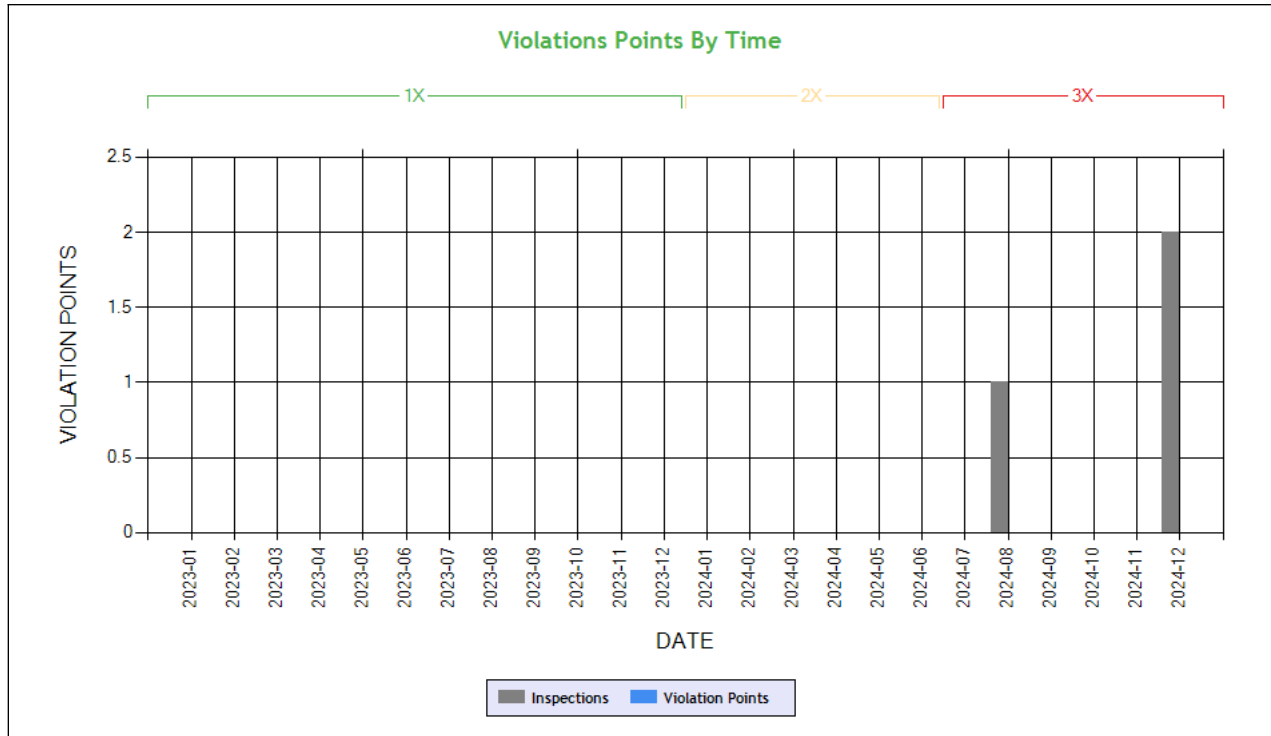
# Violations is in (1-6/7-12/13-24mo)

| Shaded = Out Of Service Violation |                                   |  |   |   |   |  |
|-----------------------------------|-----------------------------------|--|---|---|---|--|
| Violation Group                   |                                   |  | False Log   | False Log   | Inspection Reports  | Brakes All Others  |
| Violation Description             | Total Time-weighted Points by VIN | % of Total Time-weighted Points by VIN | HOS (PROPERTY) - CO-DRIVER PRODUCES A FALSE RECORD OF DUTY STATUS WITH AN APPARENT ATTEMPT TO CONCEAL HOURS. EXPLAIN: | HOS (PROPERTY) - NO DRIVER MAY MAKE A FALSE REPORT IN CONNECTION WITH A DUTY STATUS. EXPLAIN: | OPERATING A CMV WITHOUT DOCUMENTATION OF A PERIODIC INSPECTION. | Air Brake - CMV other than truck-tractor manufactured on or after March 1 1998 not equipped with an antilock brake system. System does not function or indicates |
| Driver Resp                       |                                   |  | Yes   | Yes   | No  | No   |
| Total Time-weighted Points        |                                   |  | 27  | 21  | 12  | 12   |
| % Total Time-Wt Pts               |                                   |  | 37.50   | 29.17   | 16.67   | 16.67  |
| 3AKJHHR1MSMV2237                  | 60                                | 83.33                                  | 27 (1/0/0)  | 21 (1/0/0)  | 12 (1/0/0)  |  |
| 1UYVS2536N6581802                 | 12                                | 16.67                                  |   |   |   | 12 (1/0/0)   |



**SAFETY ANALYSIS ToC**

**Unsafe Driving**



**Time-Weighted Violation Points - no data available to draw a chart**

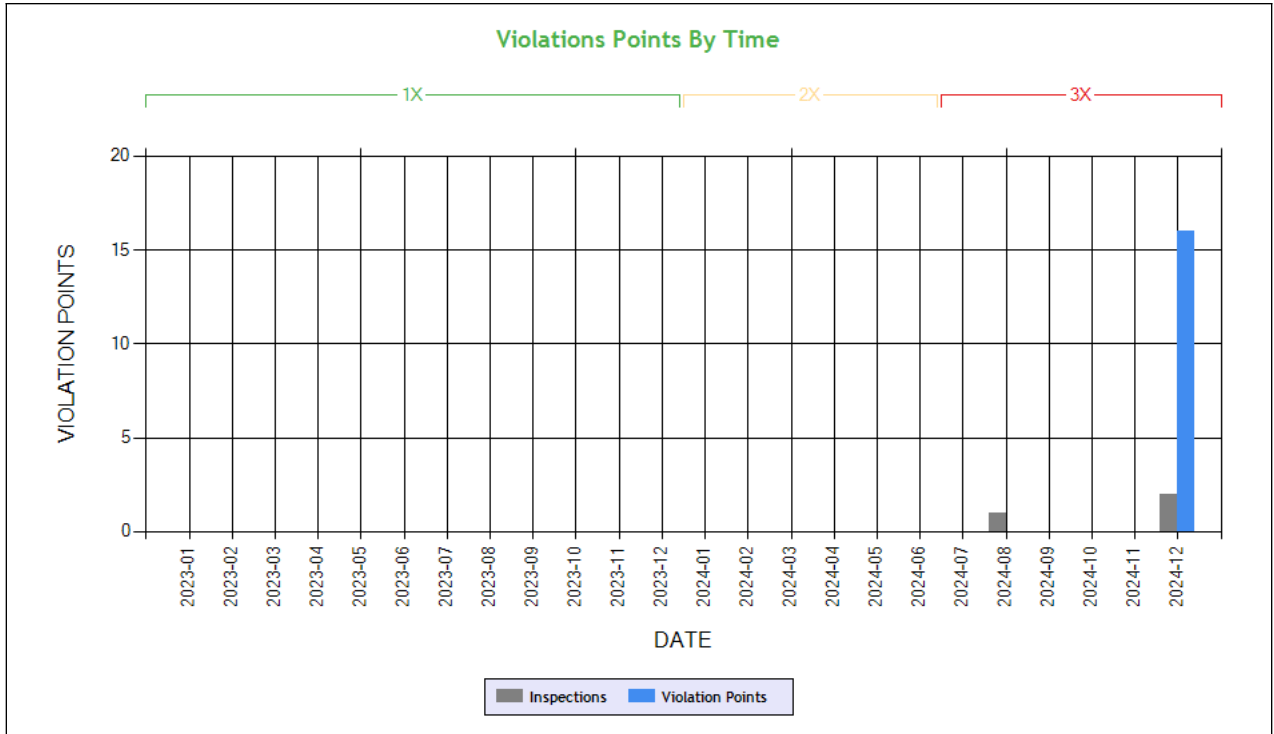
**Time-Weighted Severity Points by Vehicle - no data available to draw a chart**

See the Excel file for the complete analysis

# Violations is in (1-6/7-12/13-24mo)

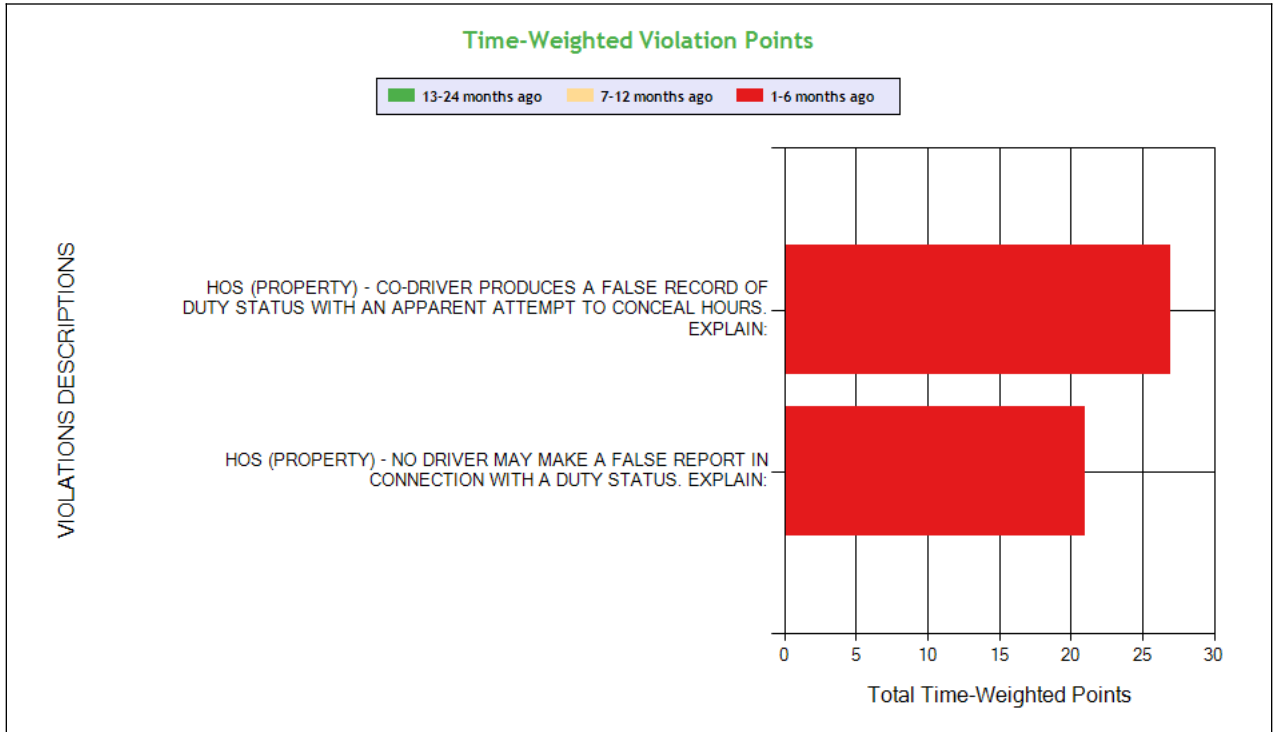
| Shaded = Out Of Service Violation |                                   |  |
|-----------------------------------|-----------------------------------|--|
| Violation Group                   |                                   |  |
| Violation Description             | Total Time-weighted Points by VIN | % of Total Time-weighted Points by VIN |
| Driver Resp                       |                                   |  |
| Total Time-weighted Points        |                                   |  |
| % Total Time-Wt Pts               |                                   |  |

**HOS Compliance**



**Carrier Software**  
 1-800-646-5152  
 info@CarrierSoftware.com

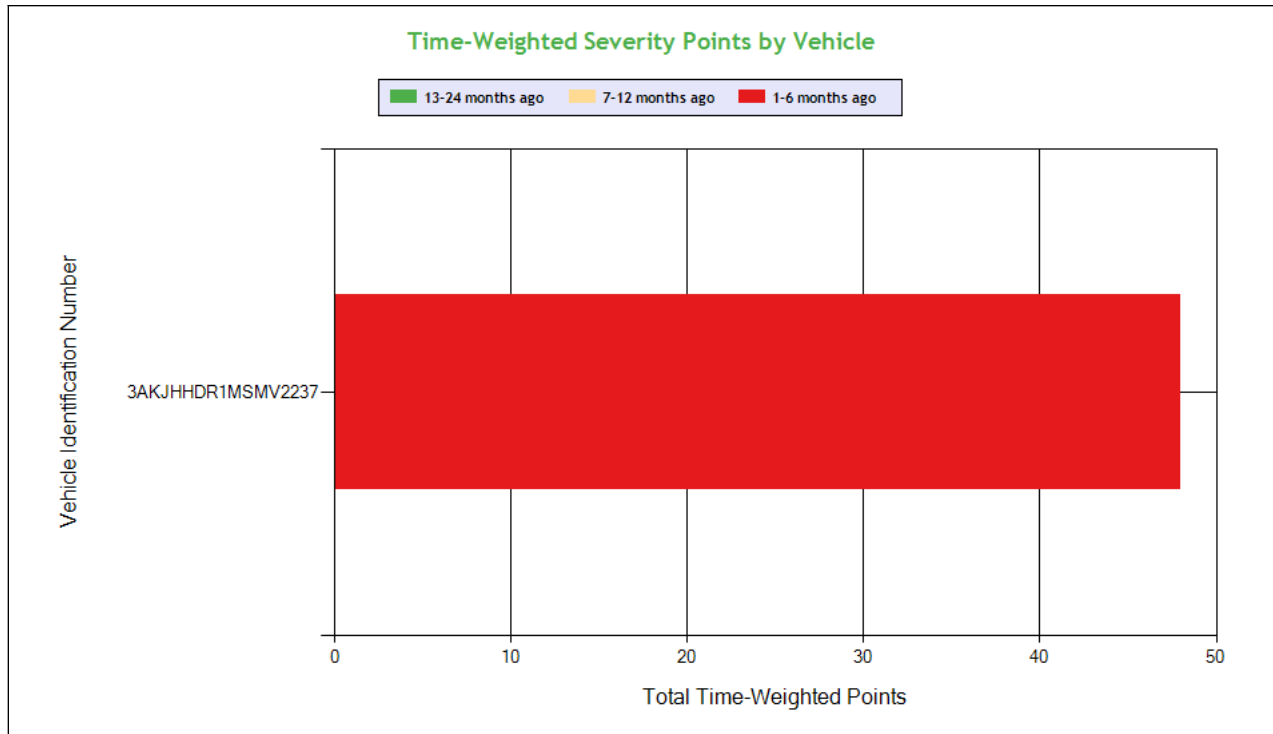
**CONFIDENTIAL - Intended for use by Amerigo Insurance Agency - Date: 2/17/2025**  
**KIRATKAR TRUCKING INC - DOT# 4011450 / MC1510499**



See the Excel file for the complete analysis

# Violations is in (1-6/7-12/13-24mo)

Shaded = Out Of Service Violation



**Carrier Software**  
 1-800-646-5152  
 info@CarrierSoftware.com

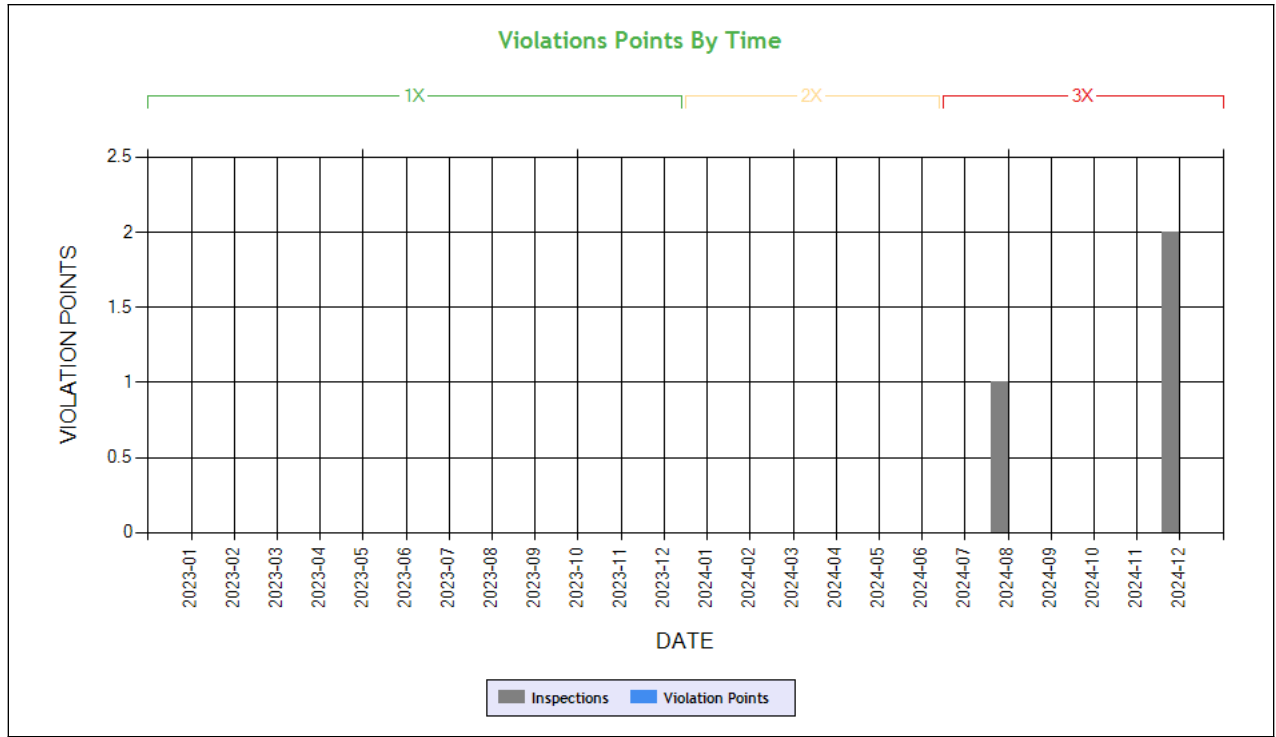
**CONFIDENTIAL - Intended for use by Amerigo Insurance Agency - Date: 2/17/2025**

**KIRATKAR TRUCKING INC - DOT# 4011450 / MC1510499**

| Violation Group                   |  |   | False Log   | False Log   |
|-----------------------------------|--|---|---|---|
| <b>Violation Description</b>      | <b>Total Time-weighted Points by VIN</b> | <b>% of Total Time-weighted Points by VIN</b> | HOS (PROPERTY) - CO-DRIVER PRODUCES A FALSE RECORD OF DUTY STATUS WITH AN APPARENT ATTEMPT TO CONCEAL HOURS. EXPLAIN: | HOS (PROPERTY) - NO DRIVER MAY MAKE A FALSE REPORT IN CONNECTION WITH A DUTY STATUS. EXPLAIN: |
| <b>Driver Resp</b>                |  |   | Yes   | Yes   |
| <b>Total Time-weighted Points</b> |  |   | 27  | 21  |
| <b>% Total Time-Wt Pts</b>        |  |   | 56.25   | 43.75   |
| <b>3AKJHHDR1MSMV2237</b>          | <b>48</b>                                | <b>100</b>                                    | <b>27 (1/0/0)</b>   | <b>21 (1/0/0)</b>   |



**Driver Fitness**



Time-Weighted Violation Points - no data available to draw a chart

Time-Weighted Severity Points by Vehicle - no data available to draw a chart

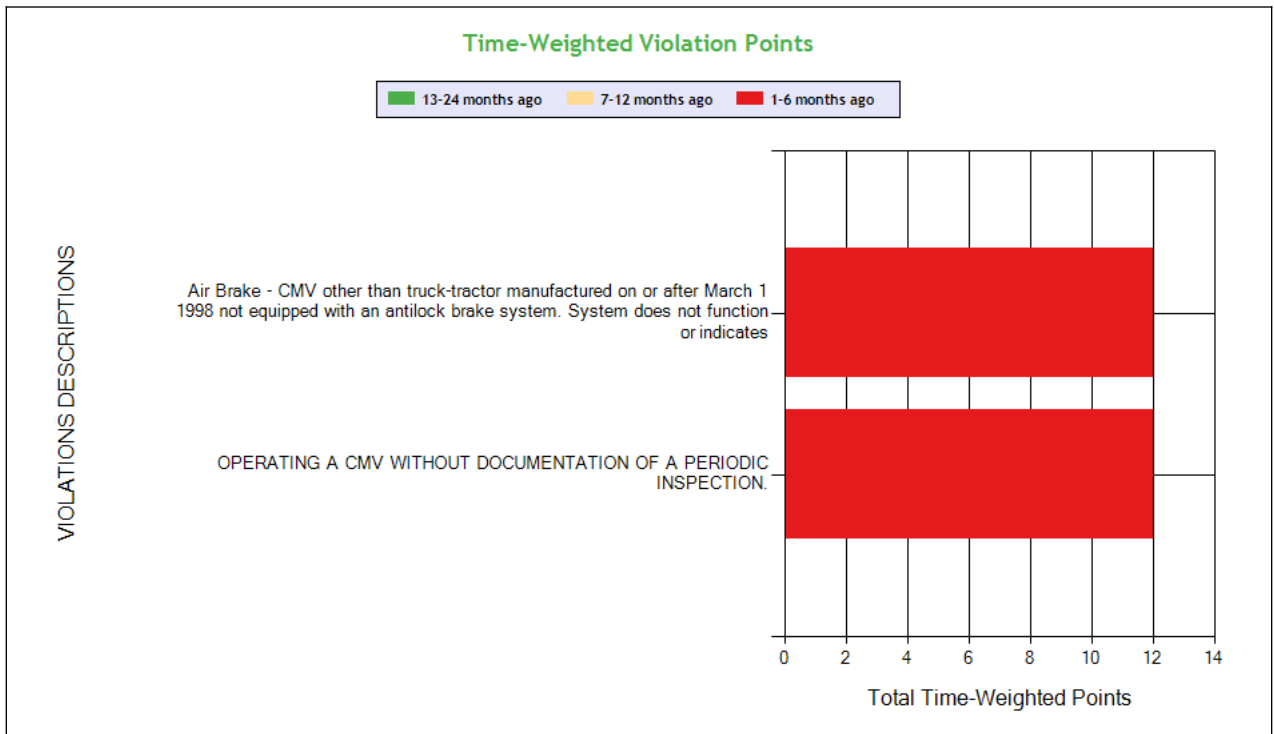
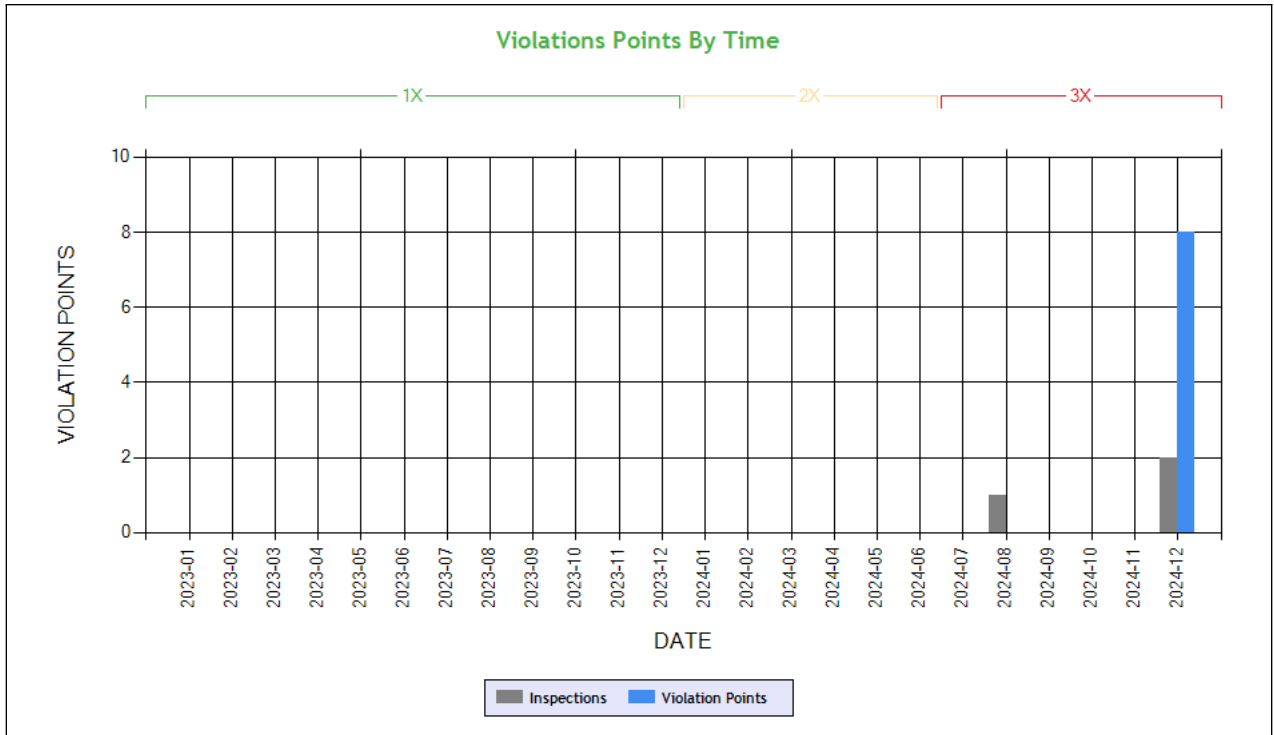
See the Excel file for the complete analysis

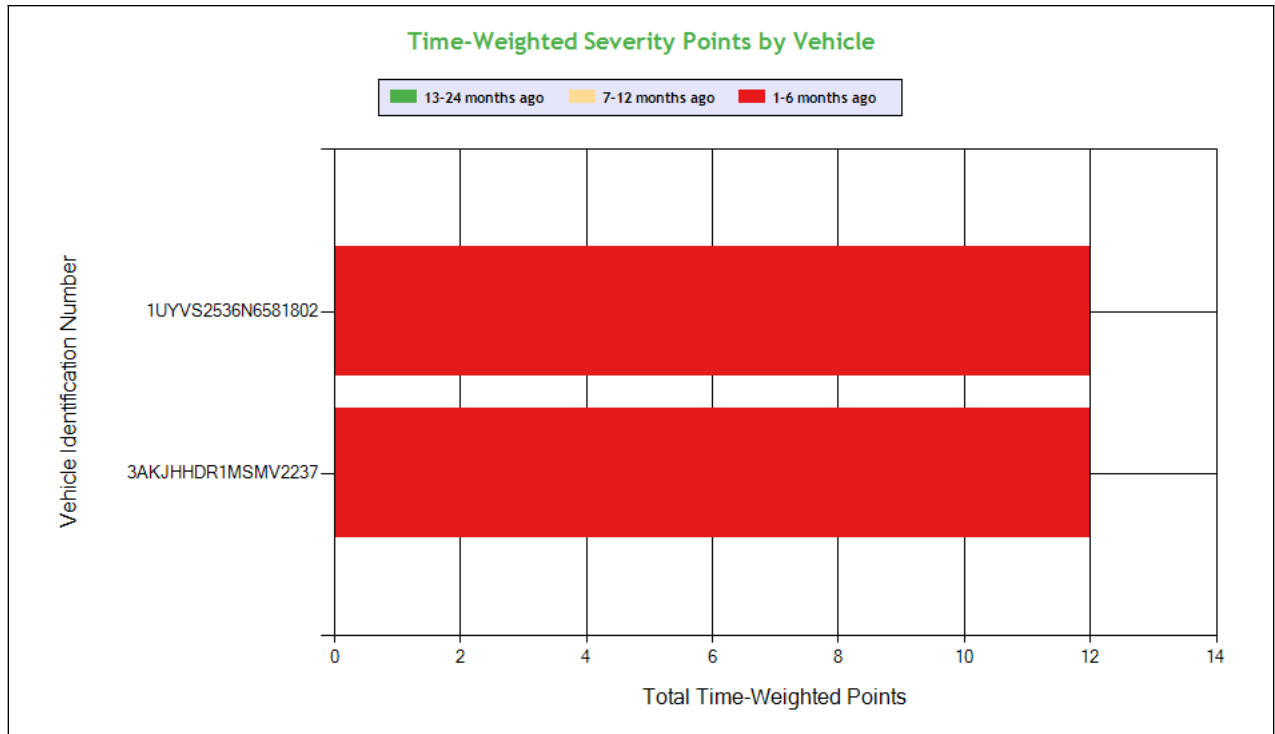
# Violations is in (1-6/7-12/13-24mo)

| Shaded = Out Of Service Violation |                                   |  |
|-----------------------------------|-----------------------------------|--|
| Violation Group                   |                                   |  |
| Violation Description             | Total Time-weighted Points by VIN | % of Total Time-weighted Points by VIN |
| Driver Resp                       |                                   |  |
| Total Time-weighted Points        |                                   |  |
| % Total Time-Wt Pts               |                                   |  |



**Vehicle Maintenance**





**Carrier Software**  
 1-800-646-5152  
 info@CarrierSoftware.com

**CONFIDENTIAL - Intended for use by Amerigo Insurance Agency - Date: 2/17/2025**

**KIRATKAR TRUCKING INC - DOT# 4011450 / MC1510499**

See the Excel file for the complete analysis

# Violations is in (1-6/7-12/13-24mo)

| Shaded = Out Of Service Violation |                                   |  |  |   |
|-----------------------------------|-----------------------------------|--|--|---|
| Violation Group                   |                                   |  | Brakes All Others  | Inspection Reports  |
| Violation Description             | Total Time-weighted Points by VIN | % of Total Time-weighted Points by VIN | Air Brake - CMV other than truck-tractor manufactured on or after March 1 1998 not equipped with an antilock brake system. System does not function or indicates | OPERATING A CMV WITHOUT DOCUMENTATION OF A PERIODIC INSPECTION. |
| Driver Resp                       |                                   |  | No   | No  |
| Total Time-weighted Points        |                                   |  | 12   | 12  |
| % Total Time-Wt Pts               |                                   |  | 50.0   | 50.0  |
| 1UYVS2536N6581802                 | 12                                | 50.0                                   | 12 (1/0/0)   |   |
| 3AKJHHDR1MSMV2237                 | 12                                | 50.0                                   |  | 12 (1/0/0)  |

**COLOR CODED CRASH TABLE ToC**

No crashes have been reported by the DOT on this Motor Carrier

**INSPECTIONS WITH SHARED EQUIPMENT:**

No Data



| LEGEND                              |
|-------------------------------------|
| Vehicle Information                 |
| Inspection for DOT # being analyzed |
| Inspection for Different DOT #      |
| Crash Information for specific VIN  |

**INSPECTION DETAILS for ALL Inspections**

PDF shows the first 100 Power Unit & Trailer VINs with most recent inspections using data from the last 4 years

**POWER UNIT Inspections Section**

| VIN: 3AKJHHDR1MSMV2237 |              |                      |                |   |                    |                 |          |
|------------------------|--------------|----------------------|----------------|---|--------------------|-----------------|----------|
| Unit: Truck Tractor    |              |                      |                | Year: 2021  | Make: FREIGHTLINER |                 |          |
| DOT No: 4011450        |              | Docket No: MC1510499 |                | Name: KIRATKAR TRUCKING INC   |                    | Interstate: Yes |          |
| Date                   | Unit License | Unit Lic State       | Violation Unit | Violation Description   | Severity           | OOS             | Citation |
| 12/06/2024             | ZP21510      | CA                   | 1              | 396.17CPI - OPERATING A CMV WITHOUT DOCUMENTATION OF A PERIODIC INSPECTION.   | 4                  | No              |          |
| 12/06/2024             | ZP21510      | CA                   | D              | 392.2SLLTL  | 0                  | No              |          |
| 12/06/2024             | ZP21510      | CA                   | D              | 395.8EHOSPCDOOS - HOS (PROPERTY) - CO-DRIVER PRODUCES A FALSE RECORD OF DUTY STATUS WITH AN APPARENT ATTEMPT TO CONCEAL HOURS. EXPLAIN: | 7                  | No              |          |
| 12/06/2024             | ZP21510      | CA                   | D              | 395.8EHOSPD - HOS (PROPERTY) - NO DRIVER MAY MAKE A FALSE REPORT IN CONNECTION WITH A DUTY STATUS. EXPLAIN:                             | 7                  | No              |          |
| 12/02/2024             | ZP21510      | CA                   | -              | -   | -                  | -               | -        |
| 08/14/2024             | ZP21510      | CA                   | -              | -   | -                  | -               | -        |
| DOT No: 733062         |              | Docket No: MC334891  |                | Name: SAV EXPRESS INC   |                    | Interstate: Yes |          |
| Date                   | Unit License | Unit Lic State       | Violation Unit | Violation Description   | Severity           | OOS             | Citation |
| 10/20/2022             | PAP0207      | MN                   | -              | -   | -                  | -               | -        |

**TRAILER Inspections Section**

| VIN: 3AKJHHDR1MSMV2237 |              |                      |                |   |                    |                 |          |
|------------------------|--------------|----------------------|----------------|---|--------------------|-----------------|----------|
| Unit: Truck Tractor    |              |                      |                | Year: 2021  | Make: FREIGHTLINER |                 |          |
| DOT No: 4011450        |              | Docket No: MC1510499 |                | Name: KIRATKAR TRUCKING INC   |                    | Interstate: Yes |          |
| Date                   | Unit License | Unit Lic State       | Violation Unit | Violation Description   | Severity           | OOS             | Citation |
| 12/06/2024             | ZP21510      | CA                   | 1              | 396.17CPI - OPERATING A CMV WITHOUT DOCUMENTATION OF A PERIODIC INSPECTION.   | 4                  | No              |          |
| 12/06/2024             | ZP21510      | CA                   | D              | 392.2SLLTL  | 0                  | No              |          |
| 12/06/2024             | ZP21510      | CA                   | D              | 395.8EHOSPCDOOS - HOS (PROPERTY) - CO-DRIVER PRODUCES A FALSE RECORD OF DUTY STATUS WITH AN APPARENT ATTEMPT TO CONCEAL HOURS. EXPLAIN: | 7                  | No              |          |
| 12/06/2024             | ZP21510      | CA                   | D              | 395.8EHOSPD - HOS (PROPERTY) - NO DRIVER MAY MAKE A FALSE REPORT IN CONNECTION WITH A DUTY STATUS. EXPLAIN:                             | 7                  | No              |          |
| 12/02/2024             | ZP21510      | CA                   | -              | -   | -                  | -               | -        |
| 08/14/2024             | ZP21510      | CA                   | -              | -   | -                  | -               | -        |
| DOT No: 733062         |              | Docket No: MC334891  |                | Name: SAV EXPRESS INC   |                    | Interstate: Yes |          |
| Date                   | Unit License | Unit Lic State       | Violation Unit | Violation Description   | Severity           | OOS             | Citation |
| 10/20/2022             | PAP0207      | MN                   | -              | -   | -                  | -               | -        |





| Inspection Summary By Month (based on inspections from the last 4 years) <b>ToC</b> |                       |                       |                  |                       |                       |                   |
|---|-----------------------|-----------------------|------------------|-----------------------|-----------------------|-------------------|
| Year-Month  | Number of Inspections | Number of Power Units | Total Violations | Total OOS Inspections | Total Severity Points | Number of Crashes |
| 2024-12   | 2                     | 2                     | 10               | 1                     | 26                    | 0                 |
| 2024-08   | 1                     | 1                     | 0                | 0                     | 0                     | 0                 |

Note: The most recent month's counts may not include all the inspections for that month.

| VIN Inspection Violation Details <b>ToC</b>   |               |                     |                      |                    |                 |  |                  |                                  |                |
|---|---------------|---------------------|----------------------|--------------------|-----------------|--|------------------|----------------------------------|----------------|
| # of VINs: 2 # of Insp: 4 Severity Weight: 44 Avg. Weight/VIN: 11.0 (based on inspections in the last 4 years, showing top 50 VINs inspected most recently) |               |                     |                      |                    |                 |  |                  |                                  |                |
| VIN 1UYVS2536N6581802   |               | # of Inspections: 2 |                      | Total Severity: 22 |                 | Percentage of Total: 50.00%  |                  | Avg. Weight Per Inspection: 11.0 |                |
| Inspection Date   | Inspection ID | Inspection State    | Location Description | Total Severity     | # of Violations | Shipper Name   | Inspection Level | Post Accident                    | Out of Service |
| 12/06/2024  | 83351118      | AZ                  | MARANA AZ            | 18                 | 3               | COCA COLA  | 1                | No                               | Yes            |
| BASIC   |               | Unit Type           |                      | Severity           |                 | Description  |                  | Out of Service                   |                |
| Hours-Of-Service Compliance   |               | Semi Trailer        |                      | 7                  |                 | 395.8EHOSPCDOOS:HOS (PROPERTY) - CO-DRIVER PRODUCES A FALSE RECORD |                  | No                               |                |
| Hours-Of-Service Compliance   |               | Semi Trailer        |                      | 7                  |                 | 395.8EHOSPD:HOS (PROPERTY) - NO DRIVER MAY MAKE A FALSE REPORT     |                  | No                               |                |
| Vehicle Maintenance   |               | Semi Trailer        |                      | 4                  |                 | 396.17CPI:OPERATING A CMV WITHOUT DOCUMENTATION OF A PERIODI       |                  | No                               |                |
| Inspection Date   | Inspection ID | Inspection State    | Location Description | Total Severity     | # of Violations | Shipper Name   | Inspection Level | Post Accident                    | Out of Service |
| 12/02/2024  | 83338534      | AZ                  | BENSON AZ            | 4                  | 1               | KINGS RIVER  | 2                | No                               | No             |
| BASIC   |               | Unit Type           |                      | Severity           |                 | Description  |                  | Out of Service                   |                |
| Vehicle Maintenance   |               | Semi Trailer        |                      | 4                  |                 | 393.55C2B:Air Brake - CMV other than truck-tractor manufactu       |                  | No                               |                |
| VIN 3AKJHHDR1MSMV2237   |               | # of Inspections: 2 |                      | Total Severity: 22 |                 | Percentage of Total: 50.00%  |                  | Avg. Weight Per Inspection: 11.0 |                |
| Inspection Date   | Inspection ID | Inspection State    | Location Description | Total Severity     | # of Violations | Shipper Name   | Inspection Level | Post Accident                    | Out of Service |
| 12/06/2024  | 83351118      | AZ                  | MARANA AZ            | 18                 | 4               | COCA COLA  | 1                | No                               | Yes            |
| BASIC   |               | Unit Type           |                      | Severity           |                 | Description  |                  | Out of Service                   |                |
| Hours-Of-Service Compliance   |               | Truck Tractor       |                      | 7                  |                 | 395.8EHOSPCDOOS:HOS (PROPERTY) - CO-DRIVER PRODUCES A FALSE RECORD |                  | No                               |                |
| Hours-Of-Service Compliance   |               | Truck Tractor       |                      | 7                  |                 | 395.8EHOSPD:HOS (PROPERTY) - NO DRIVER MAY MAKE A FALSE REPORT     |                  | No                               |                |
| Vehicle Maintenance   |               | Truck Tractor       |                      | 4                  |                 | 396.17CPI:OPERATING A CMV WITHOUT DOCUMENTATION OF A PERIODI       |                  | No                               |                |
|   |               | Truck Tractor       |                      | 0                  |                 | 392.2SLLTL   |                  | No                               |                |
| Inspection Date   | Inspection ID | Inspection State    | Location Description | Total Severity     | # of Violations | Shipper Name   | Inspection Level | Post Accident                    | Out of Service |
| 12/02/2024  | 83338534      | AZ                  | BENSON AZ            | 4                  | 1               | KINGS RIVER  | 2                | No                               | No             |
| BASIC   |               | Unit Type           |                      | Severity           |                 | Description  |                  | Out of Service                   |                |
| Vehicle Maintenance   |               | Truck Tractor       |                      | 4                  |                 | 393.55C2B:Air Brake - CMV other than truck-tractor manufactu       |                  | No                               |                |

| Inspection History <b>ToC</b>   |               |              |              |             |               |                 |             |
|---|---------------|--------------|--------------|-------------|---------------|-----------------|-------------|
| Inspection Date   | Report Number | Report State | Plate Number | Plate State | Type          | Severity Weight | Time Weight |
| 12/06/2024  | 1004100093    | AZ           | ZP21510      | CA          | Truck Tractor |                 | 3           |
| 3AKJHHDR1MSMV2237 - Power Unit - Hours-Of-Service Violation: 395.8EHOSPCDOOS:HOS (PROPERTY) - CO-DRIVER PRODUCES A FALSE RECORD OF DUTY STATUS WITH AN APPARENT ATTEMPT TO CONCEAL HOURS. EXPLAIN:  |               |              |              |             |               | 7               |             |
| 3AKJHHDR1MSMV2237 - Power Unit - Hours-Of-Service Violation: 395.8EHOSPDHOS (PROPERTY) - NO DRIVER MAY MAKE A FALSE REPORT IN CONNECTION WITH A DUTY STATUS. EXPLAIN:   |               |              |              |             |               | 7               |             |
| 3AKJHHDR1MSMV2237 - Power Unit - State/Local Laws Violation: 392.2SLLTL   |               |              |              |             |               | 0               |             |
| 3AKJHHDR1MSMV2237 - Power Unit - Vehicle Maintenance Violation: 396.17CPIOPERATING A CMV WITHOUT DOCUMENTATION OF A PERIODIC INSPECTION.  |               |              |              |             |               | 4               |             |
| 12/02/2024  | 6847000843    | AZ           | ZP21510      | CA          | Truck Tractor |                 | 3           |
| 3AKJHHDR1MSMV2237 - Power Unit - Vehicle Maintenance Violation: 393.55C2BAir Brake - CMV other than truck-tractor manufactured on or after March 1 1998 not equipped with an antilock brake system. System does not function or indicates |               |              |              |             |               | 4               |             |
| 08/14/2024  | UFEX000365    | CA           | ZP21510      | CA          | Truck Tractor |                 | 3           |

Only the first 20 inspections are shown. See the live report for more data.



**Carrier Software**  
1-800-646-5152  
info@CarrierSoftware.com

**CONFIDENTIAL - Intended for use by Amerigo Insurance Agency - Date:**  
**2/17/2025**  
KIRATKAR TRUCKING INC - DOT# 4011450 / MC1510499