



## Table of Contents

1. Overview	2. BASIC Scores History
3. BASIC Measures	4. KPI: BASIC Measures by Cargo Group
5. Estimated ISS Score	6. Investigation Results
7. Penalties History	8. Acute Critical Violations
9. Red Flag Violation Details	10. DOT Registration Information
11. DOT MCS-150 History	12. Crash Summary
13. Inspection Summary	14. KPI: Inspection Viol OOS Rates by Cargo Group
15. FHWA Registration Information	16. FHWA Insurance Information
17. FHWA Authorities	18. Severe Violations
19. Violation Report	20. Violation Summary
21. Violation Enforcement Chronology	22. Inspection Violations & OOS Counts
23. Radius Of Operation	24. Inspection & Crash Locations
25. Cargo Hot Spots	26. Inspection Violations & OOS Chronology
27. Percent of Insp & Crash by State	28. VIN Insp Summary by State
29. Violations By Unit Type	30. Inspection/Crash Map
31. Equipment Ownership	32. Equipment Details
33. Vehicle Age	34. States of Power Unit Registrations
35. Equipment Acquisitions	36. Driver Details
37. Shared VIN Summary	38. Shipper Table
39. Safety Summary	40. Safety Details
41. Crash Detail Color Coded PDF	42. Inspections with Shared Equipment
43. Inspection Tabular Details	44. Inspection Summary By Month
45. VIN Inspection Violation Details	46. Inspection History
47. Crash Hot Spots	48. DOT MCS-150 History Equipment and Driver Details
49. Chameleon	



**Business Address**

4460 W SHAW AVE #427  
 FRESNO, CA  
 93722

**Contact Info**

(559)-569-4362  
 RAGTRANSINC@GMAIL.COM

**FHWA Address**

4460 W SHAW AVE #427  
 FRESNO,CA,93722  
 Phone:(559)-569-4362

**Mailing Address**

4460 W SHAW AVE #427  
 FRESNO, CA  
 93722

**Overview ToC**


**Operating Status:** AUTHORIZED FOR Property  
 One other company viewed this DOT in the past two months  
**Crash/PU ratio:** 0.0%  
**Clean Inspection ratio:** 0.0%

**Estimated BASIC Scores (as of 4/24/2026)**

	Unsafe Driving	Hours of Service	Driver Fitness	Controlled Sub. and Alcohol	Vehicle Maintenance	HM Compliance	Crash
<b>Relative Scores</b>	93% ⬇️	[~15%] ⬇️	0% ○	0% ○	0% ○	0% ○	0% ○

Bracketed scores are approximated scores if requirements were met. Actual score is 0.

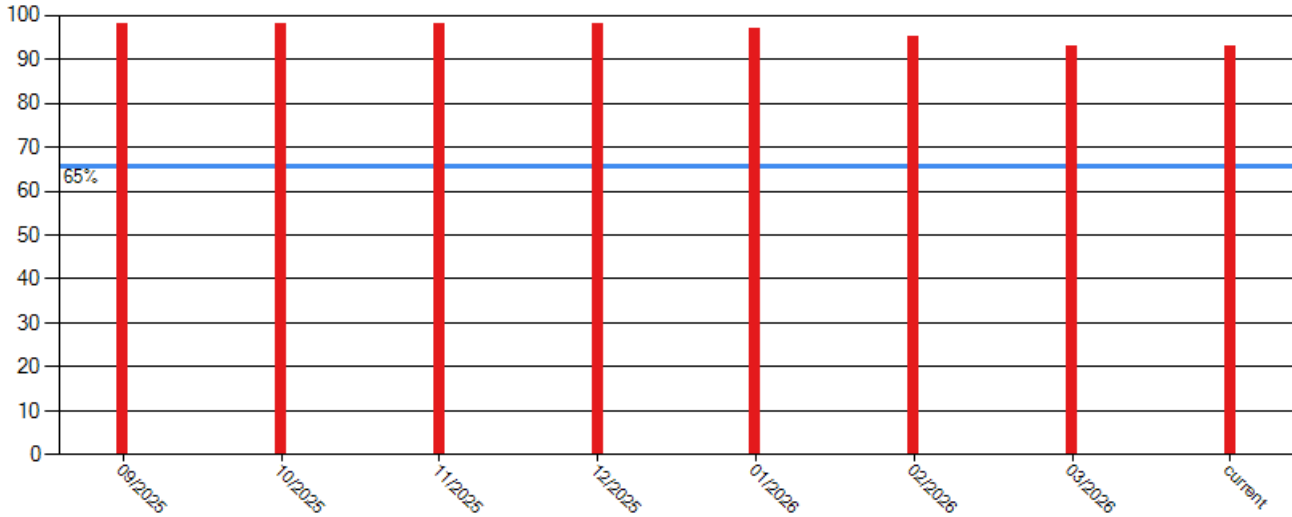
<b>Alert Status</b>	<b>ALERT (8)</b>	No	No	No	No	No	No
---------------------	------------------	----	----	----	----	----	----



**Estimated Inspection Selection System (ISS) Score: 56**  
**Category: Optional Inspect**



**BASIC Scores History - Unsafe Driving ToC**



**BASIC Scores History - Hours of Service ToC**

There are no Scores for this BASIC

**BASIC Scores History - Driver Fitness ToC**

There are no Scores for this BASIC

**BASIC Scores History - Controlled Substance ToC**

There are no Scores for this BASIC

**BASIC Scores History - Vehicle Maintenance ToC**

There are no Scores for this BASIC

**BASIC Scores History - Crash ToC**

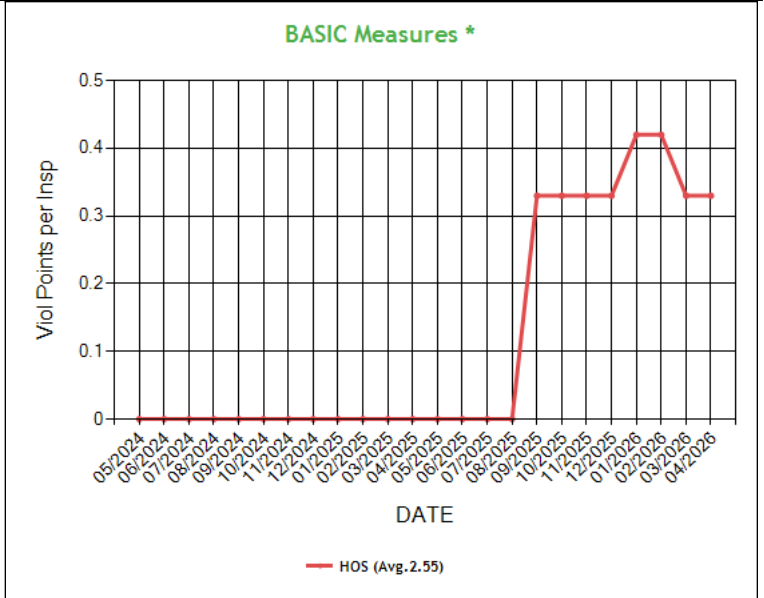
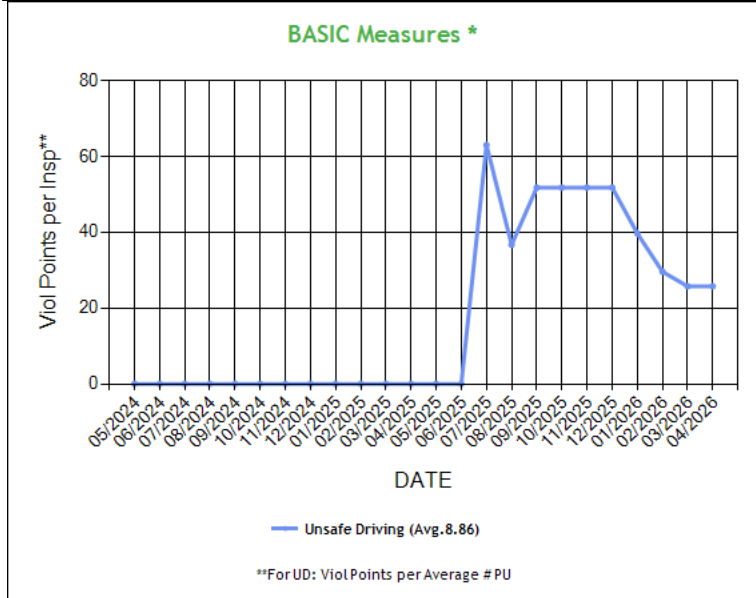
There are no Scores for this BASIC



**BASIC Scores History - Hazmat ToC**

There are no Scores for this BASIC

**BASIC Measures: Violation Points per Inspection Trends ToC**





**BASIC Measures \* - Table ToC**

UD-Unsafe Driving, HOS-Hours of Service, DF-Driver Fitness, CS-Controlled Substances, VM-Vehicle Maintenance

Date	UD Measure	UD AC	UD with Viol	HOS Measure	HOS AC	HOS with Viol	DF Measure	DF AC	DF with Viol	CS Measure	CS AC	CS with Viol	VM Measure	VM AC	VM with Viol
04/2026	25.75	N	3	0.33	N	1	0.00	N	0	0.00	N	0	0.00	N	0
03/2026	25.75	N	3	0.33	N	1	0.00	N	0	0.00	N	0	0.00	N	0
02/2026	29.61	N	3	0.42	N	1	0.00	N	0	0.00	N	0	0.00	N	0
01/2026	39.71	N	3	0.42	N	1	0.00	N	0	0.00	N	0	0.00	N	0
12/2025	51.80	N	3	0.33	N	1	0.00	N	0	0.00	N	0	0.00	N	0
11/2025	51.80	N	3	0.33	N	1	0.00	N	0	0.00	N	0	0.00	N	0
10/2025	51.80	N	3	0.33	N	1	0.00	N	0	0.00	N	0	0.00	N	0
09/2025	51.80	N	3	0.33	N	1	0.00	N	0	0.00	N	0	0.00	N	0
08/2025	36.69	N	2	0.00	N	0	0.00	N	0	0.00	N	0	0.00	N	0
07/2025	63.00	N	2	0.00	N	0	0.00	N	0	0.00	N	0	0.00	N	0
06/2025	0.00	N	0	0.00	N	0	0.00	N	0	0.00	N	0	0.00	N	0
05/2025	0.00	N	0	0.00	N	0	0.00	N	0	0.00	N	0	0.00	N	0
04/2025	0.00	N	0	0.00	N	0	0.00	N	0	0.00	N	0	0.00	N	0
03/2025	0.00	N	0	0.00	N	0	0.00	N	0	0.00	N	0	0.00	N	0
02/2025	0.00	N	0	0.00	N	0	0.00	N	0	0.00	N	0	0.00	N	0
01/2025	0.00	N	0	0.00	N	0	0.00	N	0	0.00	N	0	0.00	N	0
12/2024	0.00	N	0	0.00	N	0	0.00	N	0	0.00	N	0	0.00	N	0
11/2024	0.00	N	0	0.00	N	0	0.00	N	0	0.00	N	0	0.00	N	0
10/2024	0.00	N	0	0.00	N	0	0.00	N	0	0.00	N	0	0.00	N	0
09/2024	0.00	N	0	0.00	N	0	0.00	N	0	0.00	N	0	0.00	N	0
08/2024	0.00	N	0	0.00	N	0	0.00	N	0	0.00	N	0	0.00	N	0
07/2024	0.00	N	0	0.00	N	0	0.00	N	0	0.00	N	0	0.00	N	0
06/2024	0.00	N	0	0.00	N	0	0.00	N	0	0.00	N	0	0.00	N	0
05/2024	0.00	N	0	0.00	N	0	0.00	N	0	0.00	N	0	0.00	N	0
04/2024	0.00	N	0	0.00	N	0	0.00	N	0	0.00	N	0	0.00	N	0
03/2024	0.00	N	0	0.00	N	0	0.00	N	0	0.00	N	0	0.00	N	0
02/2024	0.00	N	0	0.00	N	0	0.00	N	0	0.00	N	0	0.00	N	0
01/2024	0.00	N	0	0.00	N	0	0.00	N	0	0.00	N	0	0.00	N	0
12/2023	0.00	N	0	0.00	N	0	0.00	N	0	0.00	N	0	0.00	N	0
11/2023	0.00	N	0	0.00	N	0	0.00	N	0	0.00	N	0	0.00	N	0
10/2023	0.00	N	0	0.00	N	0	0.00	N	0	0.00	N	0	0.00	N	0
09/2023	0.00	N	0	0.00	N	0	0.00	N	0	0.00	N	0	0.00	N	0
08/2023	0.00	N	0	0.00	N	0	0.00	N	0	0.00	N	0	0.00	N	0
07/2023	0.00	N	0	0.00	N	0	0.00	N	0	0.00	N	0	0.00	N	0
06/2023	0.00	N	0	0.00	N	0	0.00	N	0	0.00	N	0	0.00	N	0

\* BASIC Measures are the absolute SMS scores that are compared within each Safety Event Group to determine the BASIC Score percentiles.

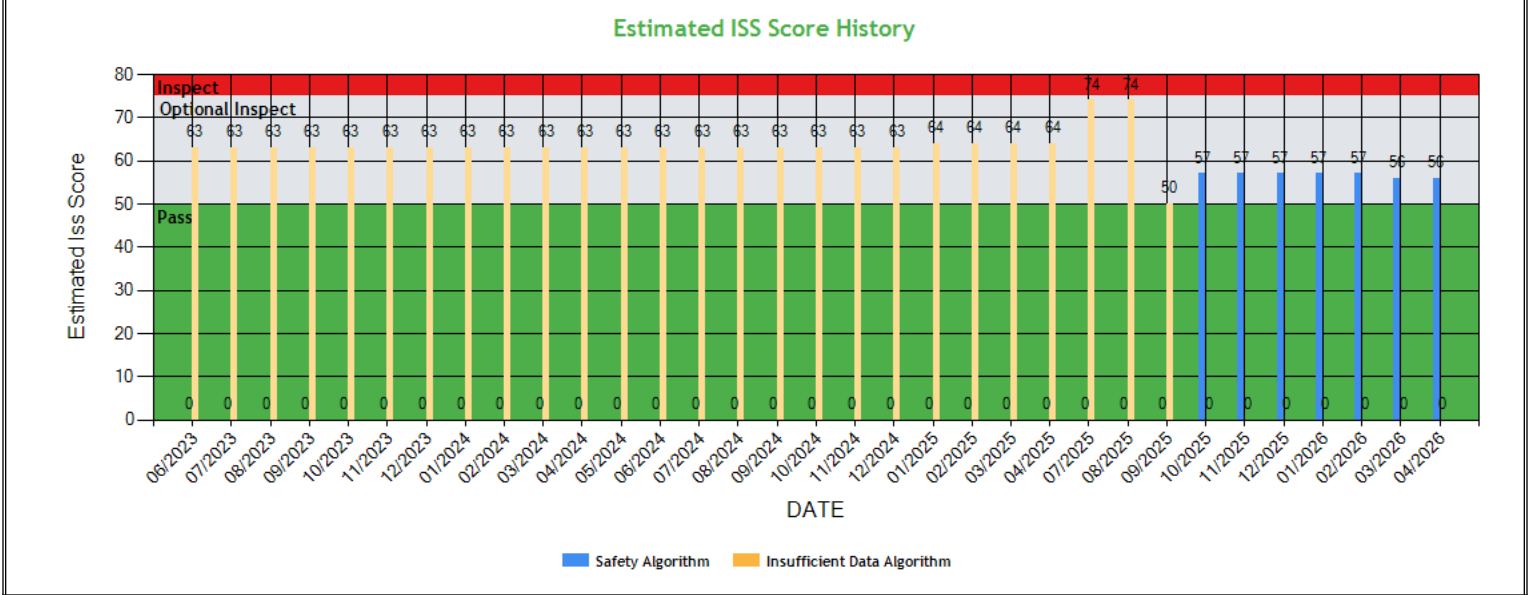
**KPI: BASIC Measures by Fleet Size and Cargo Group ToC**

Fleet Size: 1-5 PUs															
Cargo Group (Companies)	Unsafe Driving		Hours of Service		Driver Fitness		Controlled Substance		Vehicle Maintenance		HM Compliance		Crash		
	Avg.	Comp. to Avg.	Avg.	Comp. to Avg.	Avg.	Comp. to Avg.	Avg.	Comp. to Avg.	Avg.	Comp. to Avg.	Avg.	Comp. to Avg.	Avg.	Comp. to Avg.	
Bulk Goods (242409)	0.73	Worse	0.19	Worse	0.14	Better	0.01	Better	1.69	Better	0.01	Better	0.06	Better	
General Freight (482744)	0.75	Worse	0.20	Worse	0.22	Better	0.01	Better	1.89	Better	0.01	Better	0.06	Better	
Refrigerated (59074)	1.49	Worse	0.52	Better	0.18	Better	0.01	Better	2.76	Better	0.01	Better	0.11	Better	
RAG TRANS INC	25.75		0.33		0.00		0.00		0.00		0.00		0.00		



**Estimated ISS Score History - Chart ToC**

[About the Inspection Selection System](#)





**Estimated ISS Score History - Table ToC**

Date	Estimated ISS Score	Recommendation	Algorithm
04/24/2026	56	Optional Inspect	Safety Algorithm
03/27/2026	56	Optional Inspect	Safety Algorithm
02/27/2026	57	Optional Inspect	Safety Algorithm
01/30/2026	57	Optional Inspect	Safety Algorithm
12/26/2025	57	Optional Inspect	Safety Algorithm
11/28/2025	57	Optional Inspect	Safety Algorithm
10/31/2025	57	Optional Inspect	Safety Algorithm
09/26/2025	50	Optional Inspect	Insufficient Data Algorithm
08/29/2025	74	Optional Inspect	Insufficient Data Algorithm
07/25/2025	74	Optional Inspect	Insufficient Data Algorithm
06/30/2025	64	Optional Inspect	Insufficient Data Algorithm
05/31/2025	64	Optional Inspect	Insufficient Data Algorithm
04/25/2025	64	Optional Inspect	Insufficient Data Algorithm
03/28/2025	64	Optional Inspect	Insufficient Data Algorithm
02/28/2025	64	Optional Inspect	Insufficient Data Algorithm
01/31/2025	64	Optional Inspect	Insufficient Data Algorithm
12/27/2024	63	Optional Inspect	Insufficient Data Algorithm
11/29/2024	63	Optional Inspect	Insufficient Data Algorithm
10/25/2024	63	Optional Inspect	Insufficient Data Algorithm
09/27/2024	63	Optional Inspect	Insufficient Data Algorithm
08/30/2024	63	Optional Inspect	Insufficient Data Algorithm
07/26/2024	63	Optional Inspect	Insufficient Data Algorithm
06/28/2024	63	Optional Inspect	Insufficient Data Algorithm
05/31/2024	63	Optional Inspect	Insufficient Data Algorithm
04/26/2024	63	Optional Inspect	Insufficient Data Algorithm
03/29/2024	63	Optional Inspect	Insufficient Data Algorithm
02/23/2024	63	Optional Inspect	Insufficient Data Algorithm
01/26/2024	63	Optional Inspect	Insufficient Data Algorithm
12/29/2023	63	Optional Inspect	Insufficient Data Algorithm
11/24/2023	63	Optional Inspect	Insufficient Data Algorithm
10/27/2023	63	Optional Inspect	Insufficient Data Algorithm
09/29/2023	63	Optional Inspect	Insufficient Data Algorithm
08/25/2023	63	Optional Inspect	Insufficient Data Algorithm
07/28/2023	63	Optional Inspect	Insufficient Data Algorithm
06/30/2023	63	Optional Inspect	Insufficient Data Algorithm

**Investigation Results ToC**

There is a problem with the Investigation Result data on FMCSA website.

**Penalties History ToC**

There is a problem with the Penalties data on FMCSA website.

**Acute Critical Violations (Based on Investigations as per CSA Methodology Appendix A) ToC**

No Data

No red flag violations in the last 24 months



DOT Registration Information: The following information on this specific DOT # is from the Federal DOT (as of Operating Authority)					
DOT Registration: 06/13/2023		Total Power Units: 3	Total Trucks: 3	Total Trailers: 0	Total Passenger Vehicles: 0
Status	Entity Type	Organization Type	Nation	Total Cars	
A	C	-	US	0	
MCS-150 Date	Drivers / CDL Drivers	Op Codes	Shipper Op Codes	Shipper HazMat Op Codes	
10/02/2025	6* / 6	A			
MCS-150 Mileage (Year)	Latest Review Type	Latest Review Document Number (Date)	Record Update Date	Transports Hazmats	
142,563 (2025)		()	10/02/2025	N	
MCS-151 Mileage	DOT Census Date	Recordable Accident Rate	Preventable Accident Rate	Safety Rating (Date)	
0	06/13/2023	0%	0%	None (None)	
Classification Codes	Cargo Carried (per MCS-150)				
Authorized-For-Hire	General Freight, Fresh Produce, Refrigerated foods				

DOT MCS-150 History ToC			(as of 10/08/2025 DOT census)						
Census Date	MCS-150 Date	MCS-150 Mileage	VMT Year	Power Units	Drivers	Trailers	Company Rep1	Company Rep2	Email
10/8/2025	10/2/2025	142563	2025	3	6	-	AMRITPAL S GILL		RAGTRANSINC@GMAIL.COM
9/30/2025	9/23/2025	142563	2025	3	6	-	AMRITPAL S GILL		RAGTRANSINC@GMAIL.COM
8/25/2025	8/22/2025	139853	2024	3	6	-	AMRITPAL S GILL		RAGTRANSINC@GMAIL.COM
1/20/2025	1/17/2025	45893	2023	1	2	-	AMRITPAL S GILL		RAGTRANSINC@GMAIL.COM
9/10/2024	8/10/2024	45893	2023	1	1	-	AMRITPAL SINGH GILL		RAGTRANSINC@GMAIL.COM
7/9/2023	6/15/2023	1	2022	1	1	0	AMRITPAL SINGH GILL		RAGTRANSINC@GMAIL.COM

Crash Summary Chart ToC	Crashes Summary - Chart (based on all available crash data)
No Data	

Crashes Summary - Table	(based on all available crash data) ToC									
	TOTAL	Last 6 months	7-12 months	13-18 months	19-24 months	25-30 months	30-36 months	37-41 months	42-48 months	Over 49 months
Total Reportable	0	0	0	0	0	0	0	0	0	0
Fatalities	0	0	0	0	0	0	0	0	0	0
Injuries	0	0	0	0	0	0	0	0	0	0
Tow Away	0	0	0	0	0	0	0	0	0	0
With Citations	0	0	0	0	0	0	0	0	0	0
Federal Recordable	0	0	0	0	0	0	0	0	0	0
Preventable	0	0	0	0	0	0	0	0	0	0
Crash per Pwr Unit	-	0.0%	0.0%	0.0%	0.0%	0.0%	0.0%	0.0%	0.0%	-

Inspection Summary ToC			
The following inspection information is based on results for 24 months prior to: 06/01/2026. Please note that the total inspections number is not necessarily the total of the vehicle, driver and hazmat inspections, as one inspection may have included any combination of the below inspections.			
Overall	Vehicle	Driver	Hazmat
(Please note that the total inspections number is not necessarily the total of the vehicle, driver and hazmat inspections, as one inspection may have included any combination of the below inspections)  Total Inspections: 3 Total Out of Service: 0  Out of Service: 0% National Average: 21.32% Difference: -21.32%	Total Inspections: 0 Total Out of Service: 0  Out of Service: 0.00% National Average: 25.21% Difference: -25.21%	Total Inspections: 3 Total Out of Service: 0  Out of Service: 0.00% National Average: 7.01% Difference: -7.01%	Total Inspections: 0 Total Out of Service: 0  Out of Service: 0.00% National Average: 2.22% Difference: -2.22%



<b>KPI: Inspection Viol OOS Rates by Cargo Group ToC</b>								
Cargo Group	OVERALL		VEHICLE		DRIVER		HAZMAT	
	Average	Compared to Average	Average	Compared to Average	Average	Compared to Average	Average	Compared to Average
Bulk Goods	24.66%	Better	22.69%	Better	9.51%	Better	0.14%	Better
General Freight	29.87%	Better	25.53%	Better	13.86%	Better	0.18%	Better
Refrigerated	23.26%	Better	21.45%	Better	10.40%	Better	0.09%	Better
RAG TRANS INC	0%		0%		0%		0%	

<b>FHWA Registration Information: The following data on this Motor Carrier is from the Federal Hwy Administration (as of 10/6/2025)</b>								
Docket Number	DOT Number	Company Name	DBA Name	Address	City	State	Country	ZIP Code
MC1558503	4089878	RAG TRANS INC		4460 W SHAW AVE #427	FRESNO	CA	US	93722
Phone Number	Fax Number	Mail Address	Mail City	Mail State	Mail Contry	Mail ZIP Code	Mail Phone Number	Mail Fax Number
(559)-569-4362								
Date of Last Change	Freight	Passenger	Household Goods	Active Authority	Pending Authority	Revocation Pending Authority		
10/6/2025	Y	N	N	/ Contract /	/	/		

<b>Insurance Required (as of 10/06/2025) ToC</b>			
Docket Number	Insurance Type	Insurance Required	Insurance on File
MC1558503	BIPD	\$750k	\$750k
MC1558503	Cargo	No	No
MC1558503	Bond	No	No

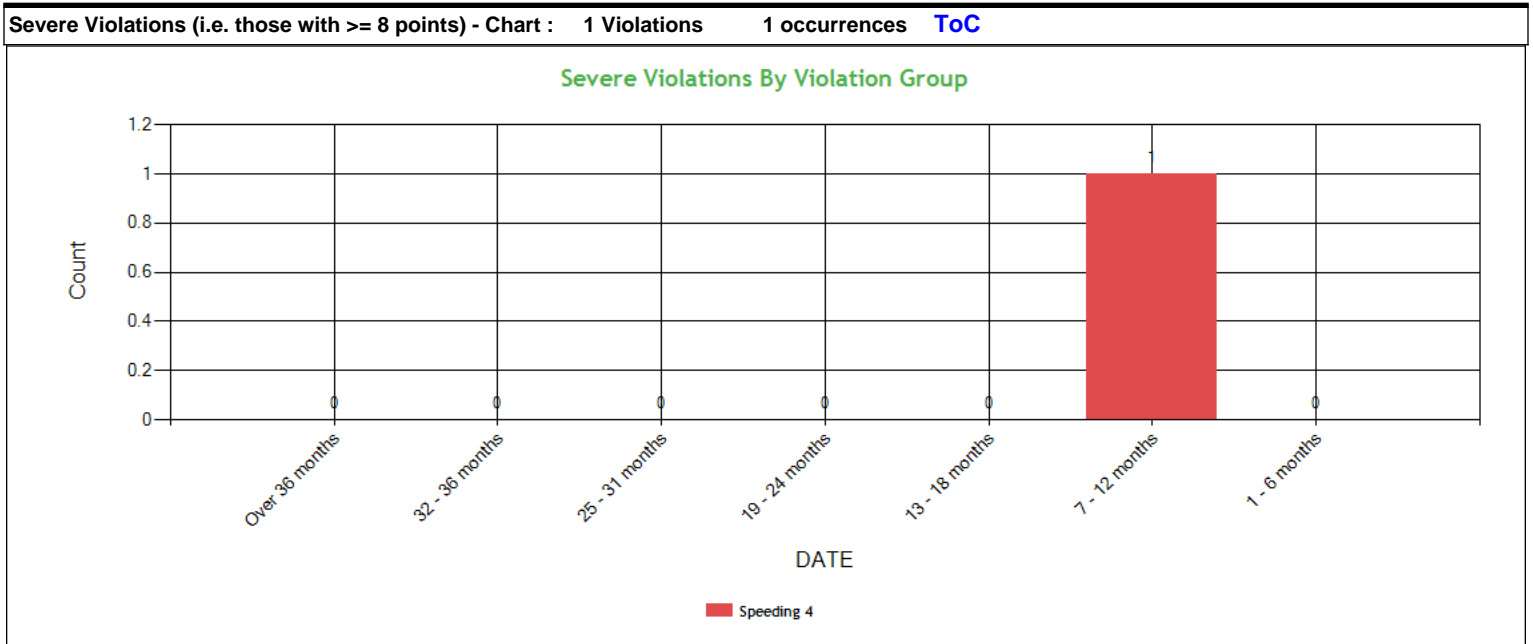
<b>Active / Pending Insurance (as of 10/06/2025)</b>										
Docket Number	Form	Type	Insurance Carrier	Policy/Surety	Coverage From	Coverage To	Required	On File	Effective Date	Cancel Date
MC1558503	91X	BIPD/Primary	MS TRANSVERSE SPECIALTY INSURANCE COMPANY	TSMDCXA-0005683-00	\$0k	\$750k	\$750k	\$750k	06/23/2025	-

<b>Insurance History (as of 10/06/2025)</b>									
Docket Number	Form	Type	Insurance Carrier	Policy/Surety	Coverage From	Coverage To	Effective Date From	Effective Date To	
MC1558503	91X	BIPD/Primary	SUTTON SPECIALTY INSURANCE CO	WHI01000003764-00	\$0k	\$750k	09/24/2024	06/23/2025	Cancelled
MC1558503	91X	BIPD/Primary	SUTTON SPECIALTY INSURANCE CO	WHI01000003764-00	\$0k	\$750k	06/23/2024	10/20/2024	Cancelled
MC1558503	91X	BIPD/Primary	SUTTON SPECIALTY INSURANCE CO	WHI01000003764-00	\$0k	\$750k	06/23/2024	09/24/2024	Replaced
MC1558503	91X	BIPD/Primary	SECURITY NATIONAL INSURANCE CO.	SMC1813797	\$0k	\$750k	06/23/2023	06/23/2024	Cancelled



FHWA Authorities (as of 10/06/2025) ToC								
Docket#	L&I Name	Active Authority	Inactive Authority	Pending Authority	Revocation Pending Authority	Freight	Passenger	Household Goods
MC1558503	RAG TRANS INC	Contract /				Yes	No	No

Authority History (as of 10/06/2025)				
Docket Number	Sub	Auth Type	Original Action	Disposition
MC1558503		CONTRACT	INVOLUNTARY REVOCATION 5/27/2025 12:00:00 AM	DISCONTINUED REVOCATION 6/26/2025 12:00:00 AM
MC1558503		CONTRACT	INVOLUNTARY REVOCATION 9/23/2024 12:00:00 AM	DISCONTINUED REVOCATION 9/25/2024 12:00:00 AM
MC1558503		CONTRACT	INVOLUNTARY REVOCATION 5/28/2024 12:00:00 AM	DISCONTINUED REVOCATION 6/25/2024 12:00:00 AM
MC1558503		CONTRACT	GRANTED 7/10/2023 12:00:00 AM	



Severe Violations (i.e. those with >= 8 points) - Table : 1 Violations 1 occurrences ToC

Code	Description	Category	BASIC Weight	Total count	Last 6 months	7-12 months	13-18 months	19-24 months	25-31 months	32-36 months	Over 36 months
392.2SLLS4	State/Local Laws - Speeding 15 or more miles per hour over the speed limit	Speeding 4	10	1	0	1	0	0	0	0	0



**Violation Report ToC**

Inspection Date	Inspection State	BASIC	Violation Description	OOS	VIN	Severity Points
09/08/2025	AZ	Unsafe Driving	392.2SLLS2 - State/Local Laws - Speeding 6-10 miles per hour over the speed limit	No	1FUJHHDR6PLNW7920 (PU)	4
09/08/2025	AZ	Unsafe Driving	392.71BMC - CARRIER - MOTOR CARRIER PERMIT/REQUIRE A DRIVER TO USE OR EQUIP A CMV WITH A RADAR DETECTOR.	No	1FUJHHDR6PLNW7920 (PU)	5
09/08/2025	AZ	Hours-Of-Service	395.8A - Failing to require driver to make a record of duty status	No	1FUJHHDR6PLNW7920 (PU)	5
07/08/2025	IN	Unsafe Driving	392.2SLLS2 - State/Local Laws - Speeding 6-10 miles per hour over the speed limit	No	3AKJHHDR9PSNX9175 (PU)	4
07/08/2025	IN	Unsafe Driving	392.16D - DRIVER - FAILED TO USE SEAT BELT WHILE OPERATING A CMV.	No	3AKJHHDR9PSNX9175 (PU)	7
07/08/2025	IN	Unsafe Driving	392.2SLLS4 - State/Local Laws - Speeding 15 or more miles per hour over the speed limit	No	3AKJHHDR9PSNX9175 (PU)	10

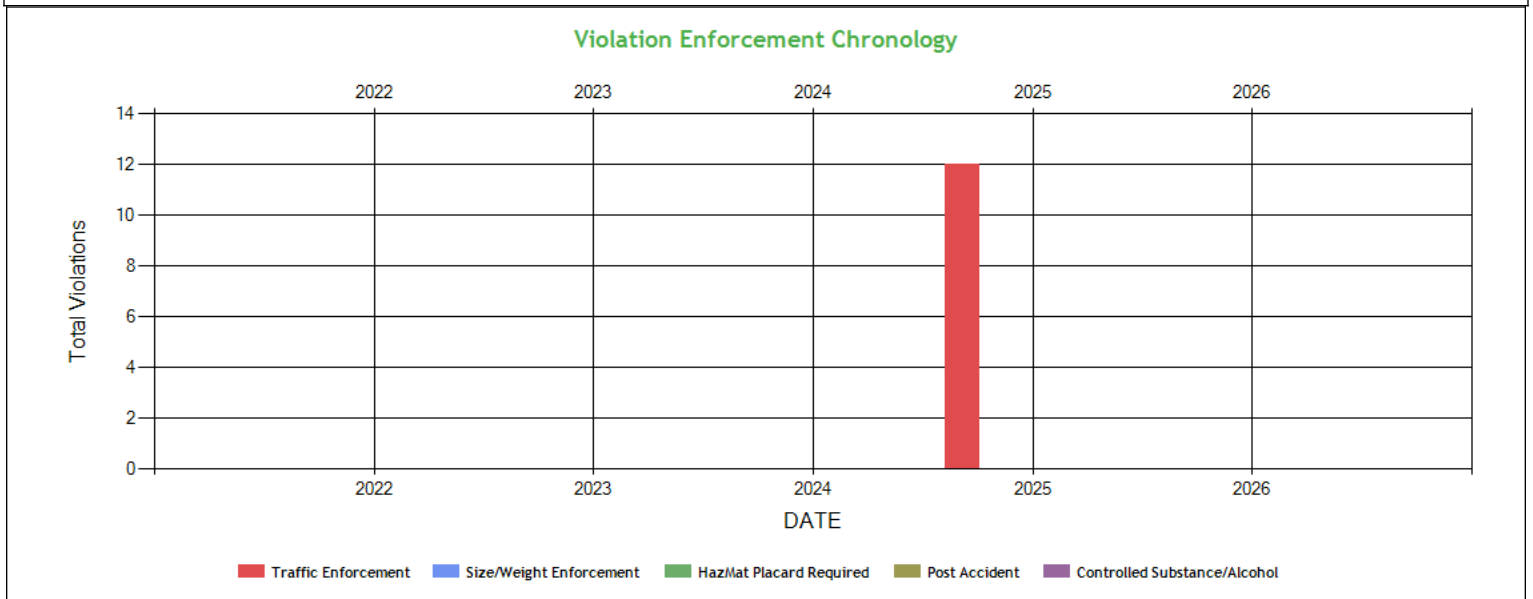
No filters were applied when generating this report, see the live report for more options.

**Violation Summary ToC**

BASIC	Violation Group	Code	Description	# of Violations	# of OOS Violations	Severity Points
Unsafe Driving	Speeding 4	392.2SLLS4	State/Local Laws - Speeding 15 or more miles per hour over the speed limit	1	0	10
Unsafe Driving	Seat Belt	392.16D	DRIVER - FAILED TO USE SEAT BELT WHILE OPERATING A CMV.	1	0	7
Unsafe Driving	Speeding Related	392.71BMC	CARRIER - MOTOR CARRIER PERMIT/REQUIRE A DRIVER TO USE OR EQUIP A CMV WITH A RADAR DETECTOR.	1	0	5
Hours-Of-Service (HOS) Compliance	Incomplete/Wrong Log	395.8A	Failing to require driver to make a record of duty status	1	0	5
Unsafe Driving	Speeding 2	392.2SLLS2	State/Local Laws - Speeding 6-10 miles per hour over the speed limit	2	0	4

No filters were applied when generating this report, see the live report for more options.

**Violation Enforcement Chronology - Chart ToC**

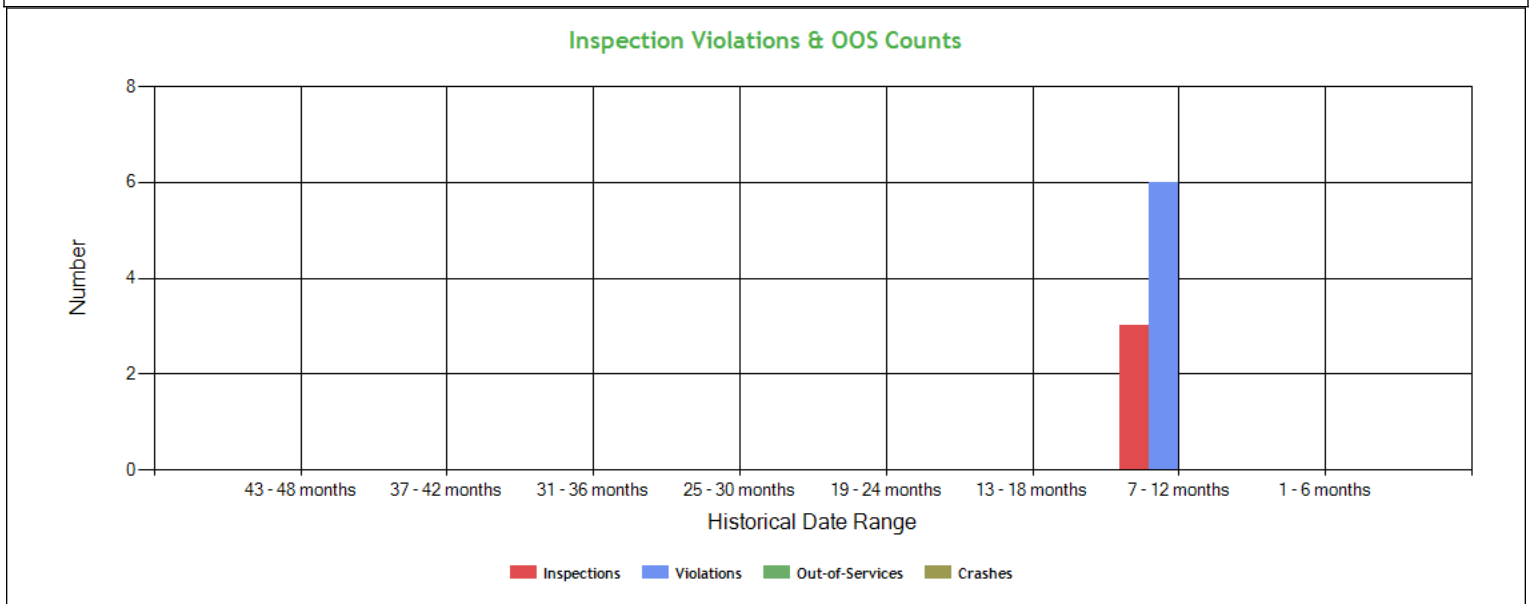




**Violation Enforcement Chronology - Table ToC**

	2022	2023	2024	2025	2026
Traffic Enforcement	0	0	0	12	0
Size/Weight Enforcement	0	0	0	0	0
HazMat Placard Required	0	0	0	0	0
Post Accident	0	0	0	0	0
Controlled Substance/Alcohol	0	0	0	0	0

**Inspection Violations & OOS Counts - Chart ToC**



**Inspection Violations & OOS Counts - Table ToC**

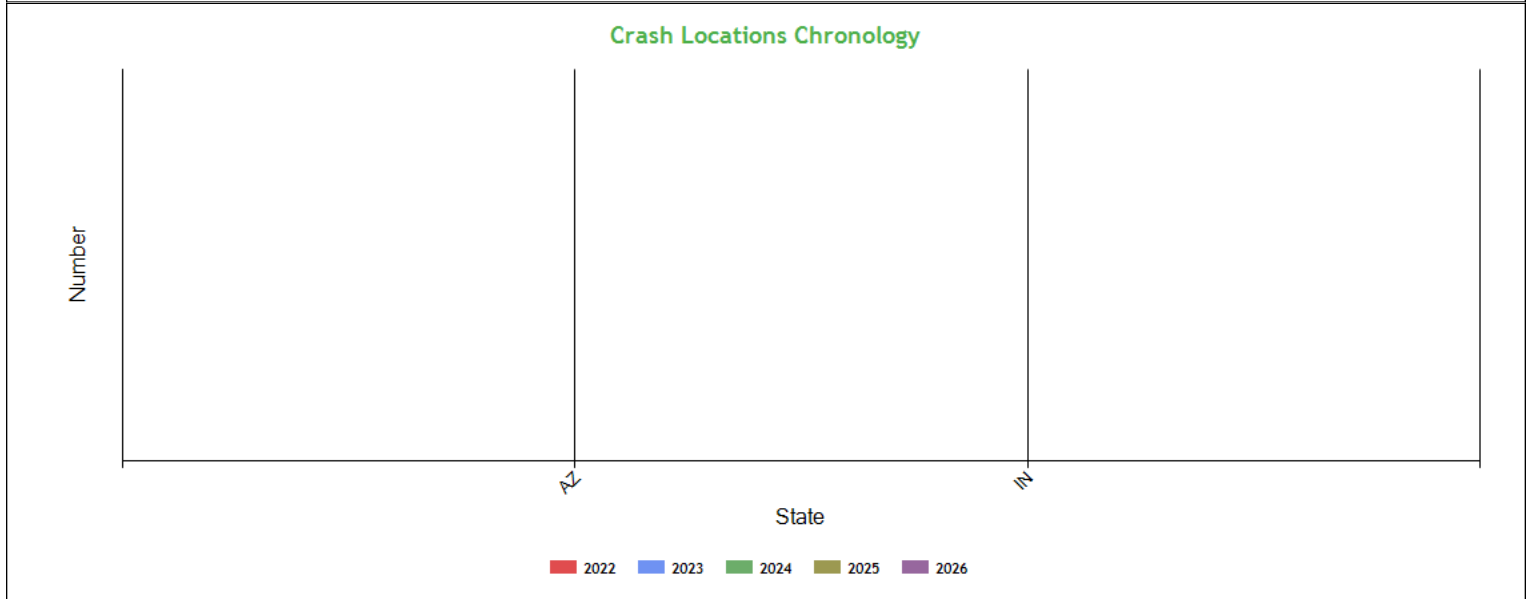
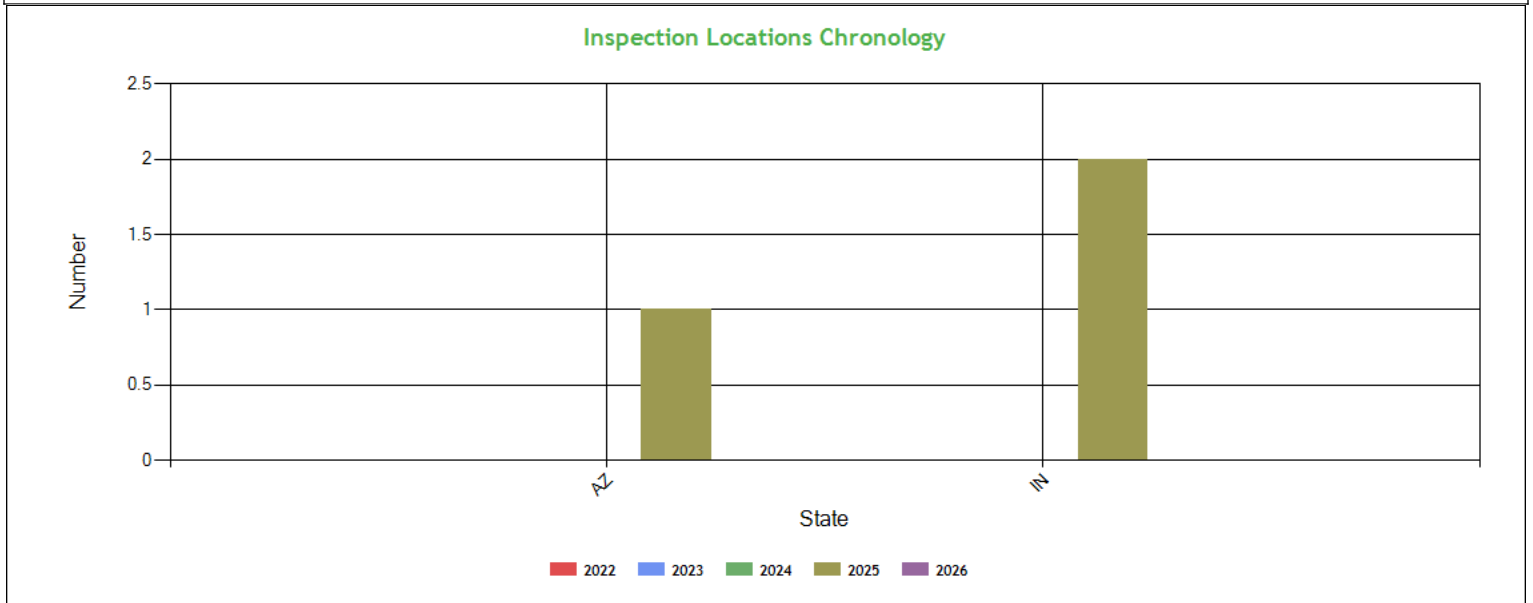
Date Range	Inspections	Violations	Out-of-Services	Crashes
<b>TOTAL</b>	3	6	0	0
1 - 6 months	0	0	0	0
7 - 12 months	3	6	0	0
13 - 18 months	0	0	0	0
19 - 24 months	0	0	0	0
25 - 30 months	0	0	0	0
31 - 36 months	0	0	0	0
37 - 42 months	0	0	0	0
43 - 48 months	0	0	0	0



**Radius of Operation (based on Inspections and Crashes during the past 3 years) ToC**

	Total	Drive between 0 and 50 miles radius	Drive between 51 and 200 miles radius	Drive between 201 and 300 miles radius	Drive between 301 and 400 miles radius	Drive between 401 and 500 miles radius	Drive between 501 and 600 miles radius	Drive beyond 600 miles radius
Power Units (i.e. unique VINs)	2	0	0	0	0	1	0	1
Percent	100%	0%	0%	0%	0%	50%	0%	50%

**Inspection & Crash Locations - Chart ToC**





**Inspection & Crash Locations - Table ToC**

State	Inspections					Violations					Out-of-Services					Crashes				
	2022	2023	2024	2025	2026	2022	2023	2024	2025	2026	2022	2023	2024	2025	2026	2022	2023	2024	2025	2026
<b>TOTAL</b>	0	0	0	3	0	0	0	0	6	0	0	0	0	0	0	0	0	0	0	0
<b>AZ</b>	0	0	0	1	0	0	0	0	3	0	0	0	0	0	0	0	0	0	0	0
<b>IN</b>	0	0	0	2	0	0	0	0	3	0	0	0	0	0	0	0	0	0	0	0

**Hot Spot Summary ToC**

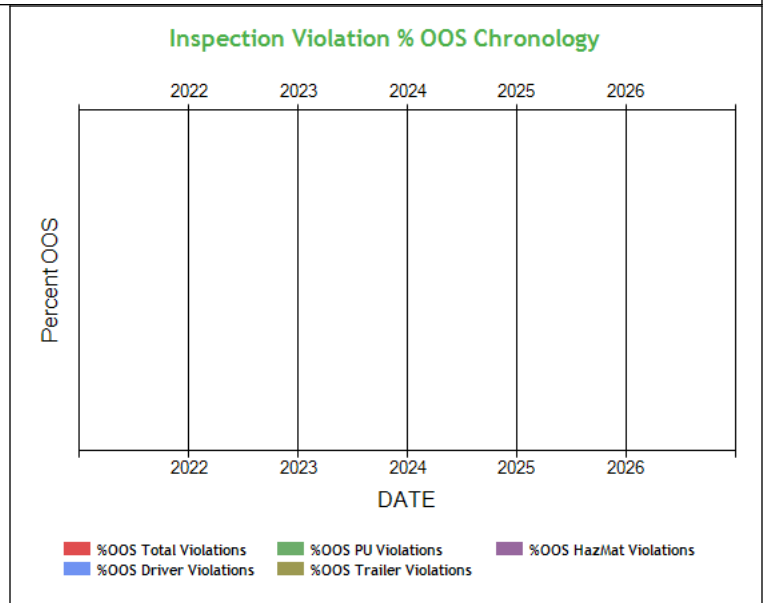
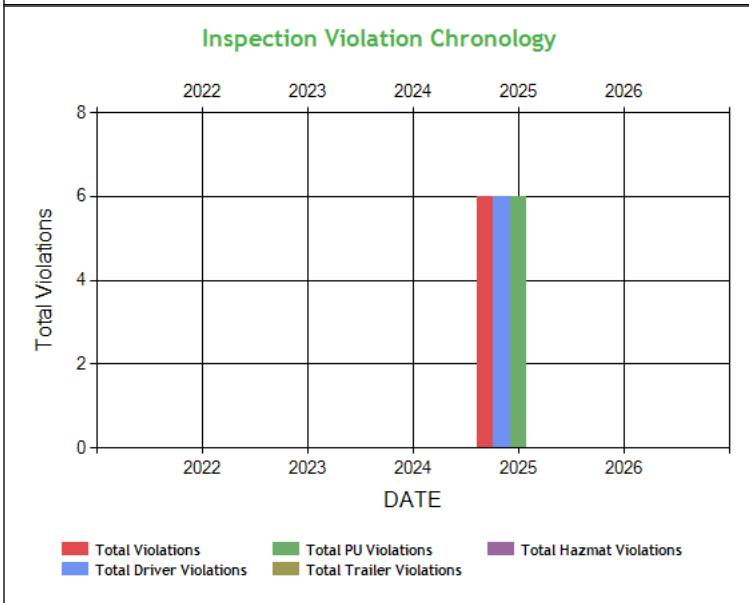
Year	Month	Level 5	Level 5 %	Level 4	Level 4 %	Level 3	Level 3 %	Level 2	Level 2 %	Level 1	Level 1 %	Level 0	Level 0 %	Levels 1 - 5	Levels 1 - 5 %
2025	September (Partial)	0	0.00%	0	0.00%	0	0.00%	0	0.00%	0	0.00%	1	33.33%	0	0.00%
2025	July	0	0.00%	1	33.33%	1	33.33%	0	0.00%	0	0.00%	0	0.00%	2	66.66%
<b>Totals</b>		0	0.00%	1	33.33%	1	33.33%	0	0.00%	0	0.00%	1	33.33%	2	66.66%

**Hot Spot Analysis**

State	County	Level	Count	Percentage
IN	Floyd	4	1	33.33%
IN	Posey	3	1	33.33%

Report generated using the last 12 full months of inspection data

**Inspection Violation % OOS Chronology - Chart ToC**

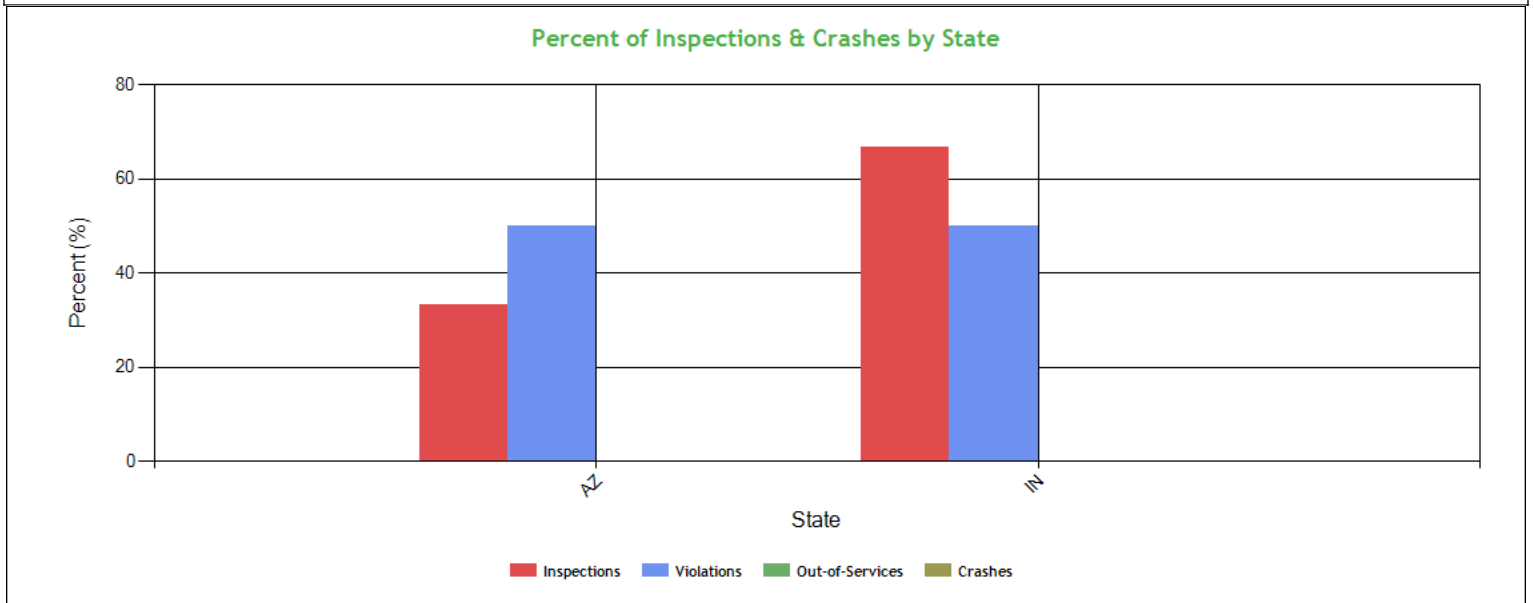




**Inspection Violation % OOS Chronology - Table ToC**

	2022	2023	2024	2025	2026
Total Violations	0	0	0	6	0
Total Out Of Services	0	0	0	0	0
%OOS Total Violations	0	0	0	0	0
Total Driver Violations	0	0	0	6	0
Total Driver Out Of Services	0	0	0	0	0
%OOS Driver Violations	0	0	0	0	0
Total PU Violations	0	0	0	6	0
Total PU Out Of Services	0	0	0	0	0
%OOS PU Violations	0	0	0	0	0
Total Trailer Violations	0	0	0	0	0
Total Trailer Out Of Services	0	0	0	0	0
%OOS Trailer Violations	0	0	0	0	0
Total Hazmat Violations	0	0	0	0	0
Total Hazmat Out Of Services	0	0	0	0	0
%OOS HazMat Violations	0	0	0	0	0

**Percent of Insp & Crash by State - Chart ToC**



**Percent of Insp & Crash by State - Table (based on Inspection data from the last 4 years) ToC**

State	Inspections		Violations		Out-of-Services		Crashes	
	Total	Percent	Total	Percent	Total	Percent	Total	Percent
	3	100	6	100	0	100	0	100
AZ	1	33.3	3	50	0	0	0	0
IN	2	66.7	3	50	0	0	0	0



**VIN Insp Summary by State (based on inspection from the last 2 years) ToC**

VIN	Insp	Viol Pts	Counts in each State			
			IN		AZ	
			Insp	Viol Pts	Insp	Viol Pts
<b>TOTALS</b>	<b>4/42*</b>	<b>3/35**</b>	<b>2</b>	<b>21</b>	<b>1</b>	<b>14</b>
3AKJHHDR9PSNX9175	2	21	2	21	0	0
1FUJHHDR6PLNW7920	1	14	0	0	1	14

\*<Total number of inspections for these 2 VIN(s)>/n<Total number of inspections for these 2 state(s)>

\*\*<Total severity sum for these 2 VIN(s)>/n<Total severity sum for these 2 state(s)>

**Violations By Unit Type ToC**

**# of Violations: 6 Total Severity: 35 based on inspections in the last 2 years**

Violation Unit: Driver	# of Violations: 6	Total Severity: 35	% of Total: 100%
Viol. Group: Speeding 4	# of Violations: 1	Total Severity: 10	% of Total: 28.57%
Violation	Number of Occurences	Viol. Severity	Total Severity
392.2SLLS4:State/Local Laws - Speeding 15 or more miles per h	1	10	10
Viol. Group: Speeding 2	# of Violations: 2	Total Severity: 8	% of Total: 22.86%
392.2SLLS2:State/Local Laws - Speeding 6-10 miles per hour ov	2	4	8
Viol. Group: Seat Belt	# of Violations: 1	Total Severity: 7	% of Total: 20%
392.16D:DRIVER - FAILED TO USE SEAT BELT WHILE OPERATING A	1	7	7
Viol. Group: Incomplete/Wrong Log	# of Violations: 1	Total Severity: 5	% of Total: 14.29%
395.8A:Failing to require driver to make a record of duty	1	5	5
Viol. Group: Speeding Related	# of Violations: 1	Total Severity: 5	% of Total: 14.29%
392.71BMC:CARRIER - MOTOR CARRIER PERMIT/REQUIRE A DRIVER TO	1	5	5



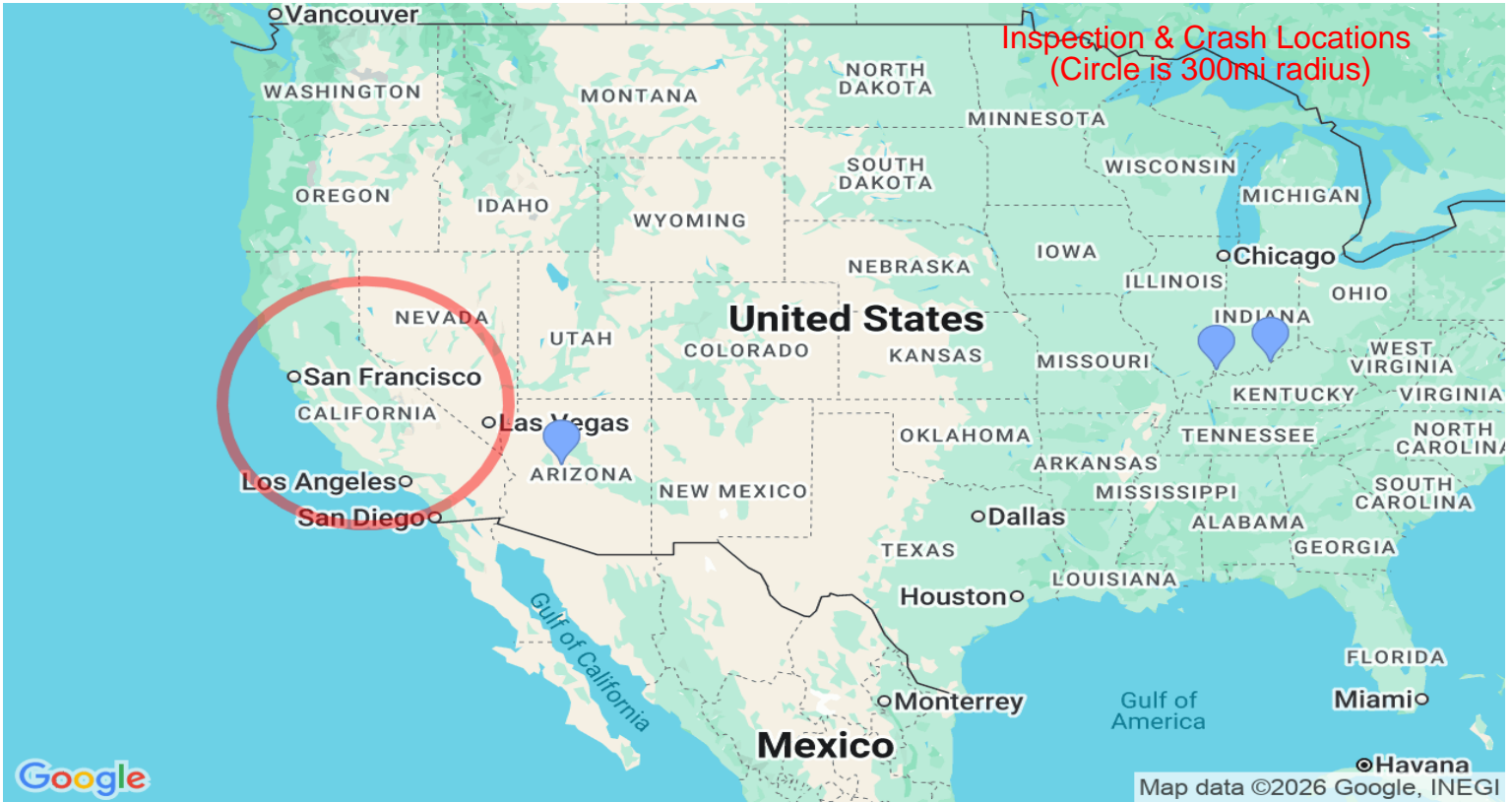
**INSPECTION/CRASH MAP ToC**

PU Inspection

Trailer Inspection

OOS Inspection

Crash



Equipment Ownership ToC Equipment Ownership (based on MCS-150 dated 10/2/2025)					
	Trucks	Tractors	Trailers	Motor Coaches	Vans
Owned	0	3	0	0	0
Term Leased	0	0	0	0	0
Trip Leased	0	0	0	0	0
<b>Total No.</b>	0	3	0	0	0

Equipment Details Power Units ToC									
VIN	Latest Insp Date	Year	Make	Model	Body Class	Body Type	Axles	Len	Fuel Type
1FUJHHR6PL NW7920	09/08/2025	2023	FREIGHTLINER	Cascadia	Truck-Tractor	-	-	-	-
3AKJHHR9PS NX9175	07/08/2025	2023	FREIGHTLINER	Cascadia	Truck-Tractor	-	-	-	-

Equipment Details Trailers									
VIN	Latest Insp Date	Year	Make	Model	Body Class	Body Type	Axles	Len	Fuel Type



1UYVS2539T25 49012	09/08/2025	2026	UTILITY TRAILER MANUFACTURER	Utility Trailer Manufacturer	Trailer	Box or Van Enclosed Trailer	2	53	Not Applicable
1UYVS2530N24 24760	07/08/2025	2022	UTILITY TRAILER MANUFACTURER	Utility Trailer Manufacturer	Trailer	Box or Van Enclosed Trailer	2	53	Not Applicable

**Vehicle Age ToC**

Year	# Power Units	PU Percentage	# Trailers	Trailres Percentage
2026	0	0.00%	1	50.00%
2023	2	100.00%	0	0.00%
2022	0	0.00%	1	50.00%

Based on 24 months of inspection data, see the live report for more options

**States of Power Unit Registrations ToC**

State	AZ	IN
Number of Power Units	1	1

**Equipment Acquisitions - Table ToC**

	Power Units inspected for 1st time in past 12 months	Power Units inspected for 1st time in past 24 months	Power Units inspected during entire date range	Trailers inspected for 1st time in past 12 months	Trailers inspected for 1st time in past 24 months	Trailers inspected during entire date range
Unique VINs	2	0	0	2	0	0
Unique License Plates	2	0	0	2	0	0
License Plate States	1	0	0	2	0	0

**Driver Details ToC Driver Details** (based on MCS-150 dated 10/2/2025)

	Within 100 mi	Beyond 100 mi	TOTAL
# Drivers Interstate	0	6	6
# Drivers Intrastate	0	0	0
<b>TOTAL</b>	0	6	/

Avg. # Trip Lease Drivers/Mo: 0 # Drivers Grand Total: 6 # Drivers Commercially Licensed: 6

**Shared VIN Summary ToC**

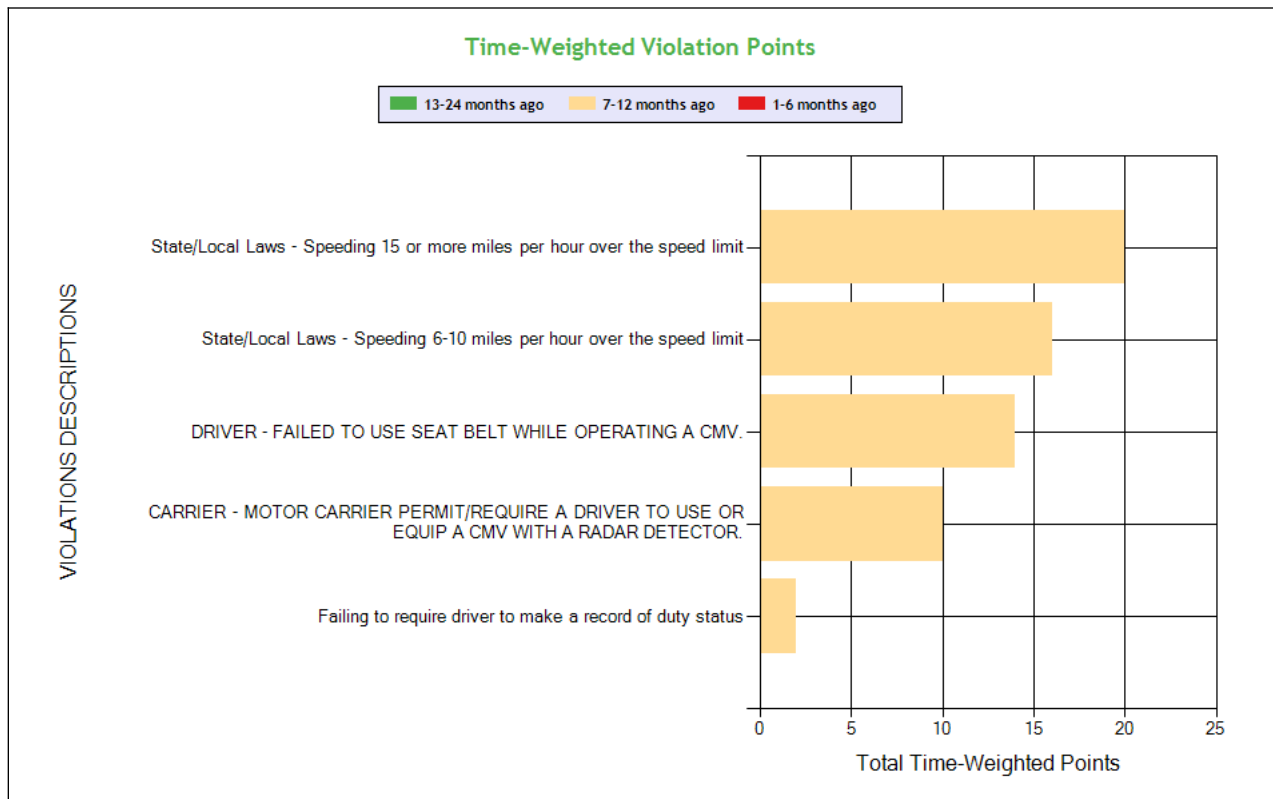
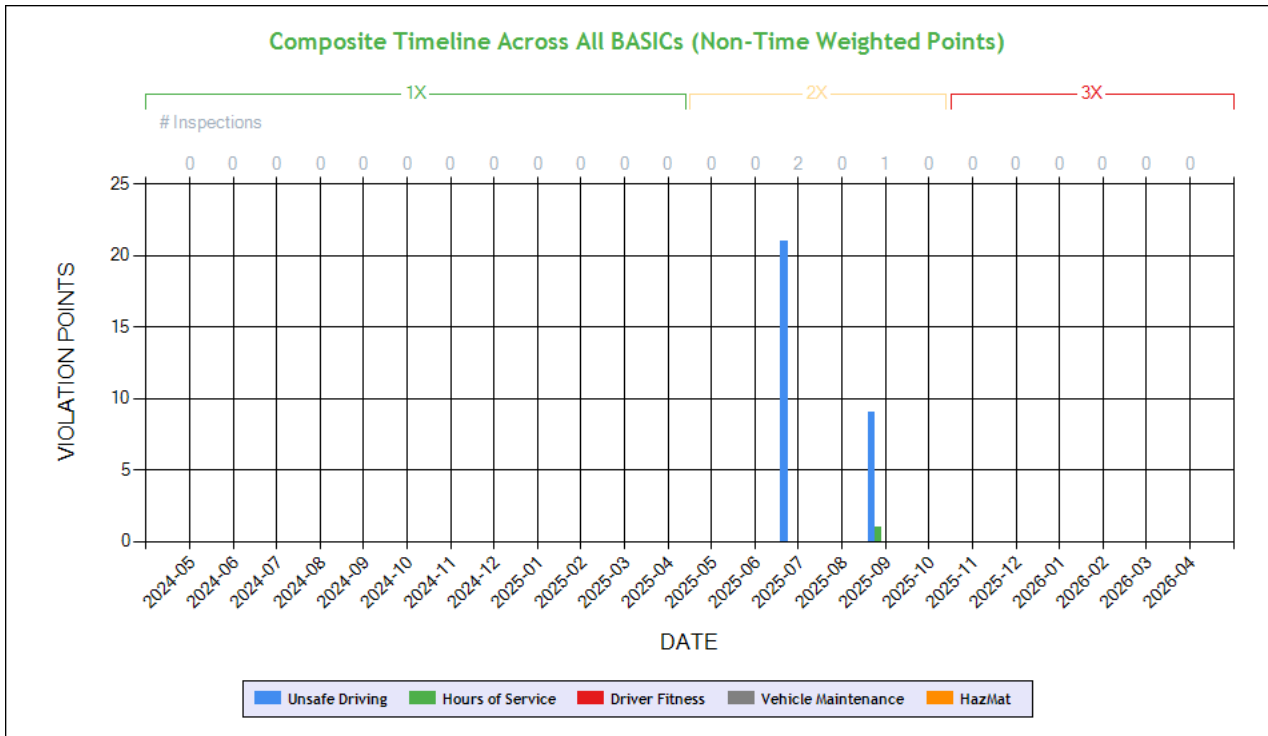
**No Data**

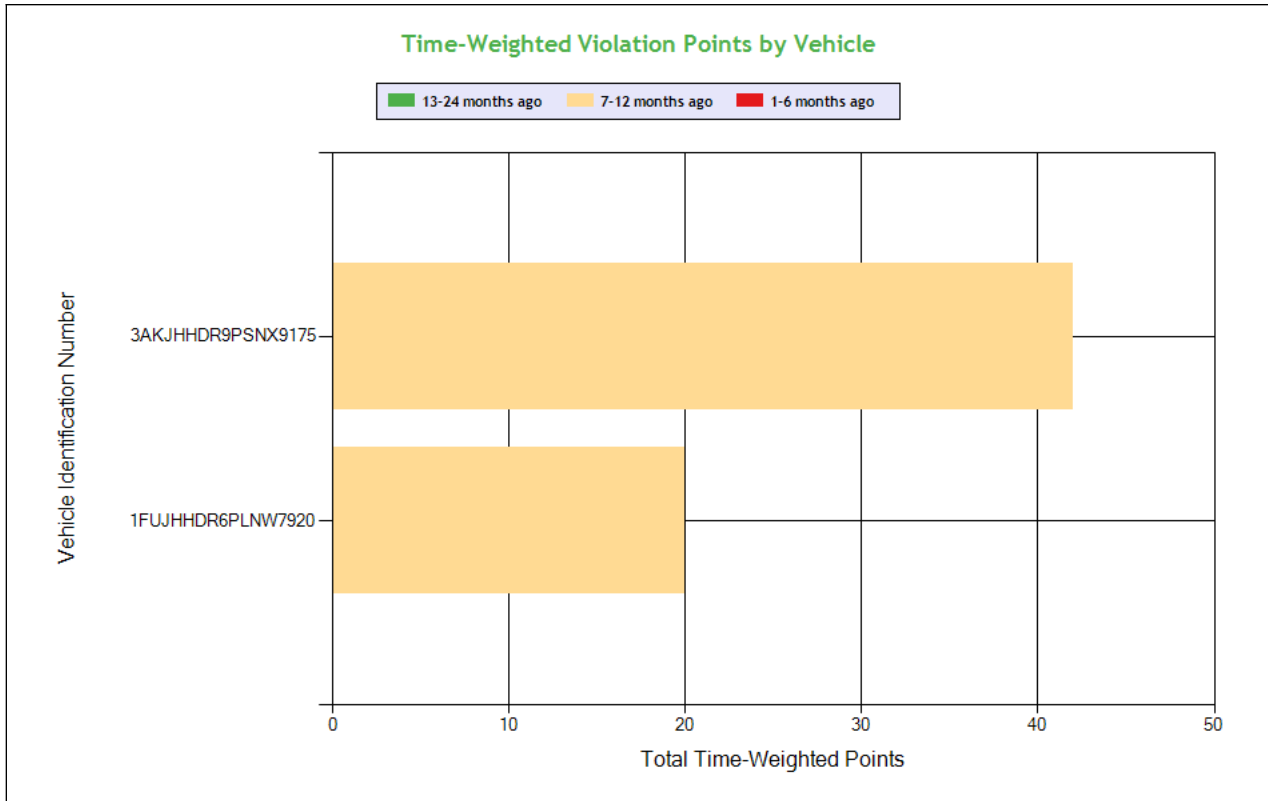
**SHIPPERS DETAIL ToC** based on Inspection results for the last 4 years

Shipper Name	Number of Inspections	Shipper Name	Number of Inspections
LYONS MAGNUS	1	WASHINGTON PENN	2



**Carrier Underwriting Report Safety Summary ToC**





See the Excel file for the complete analysis

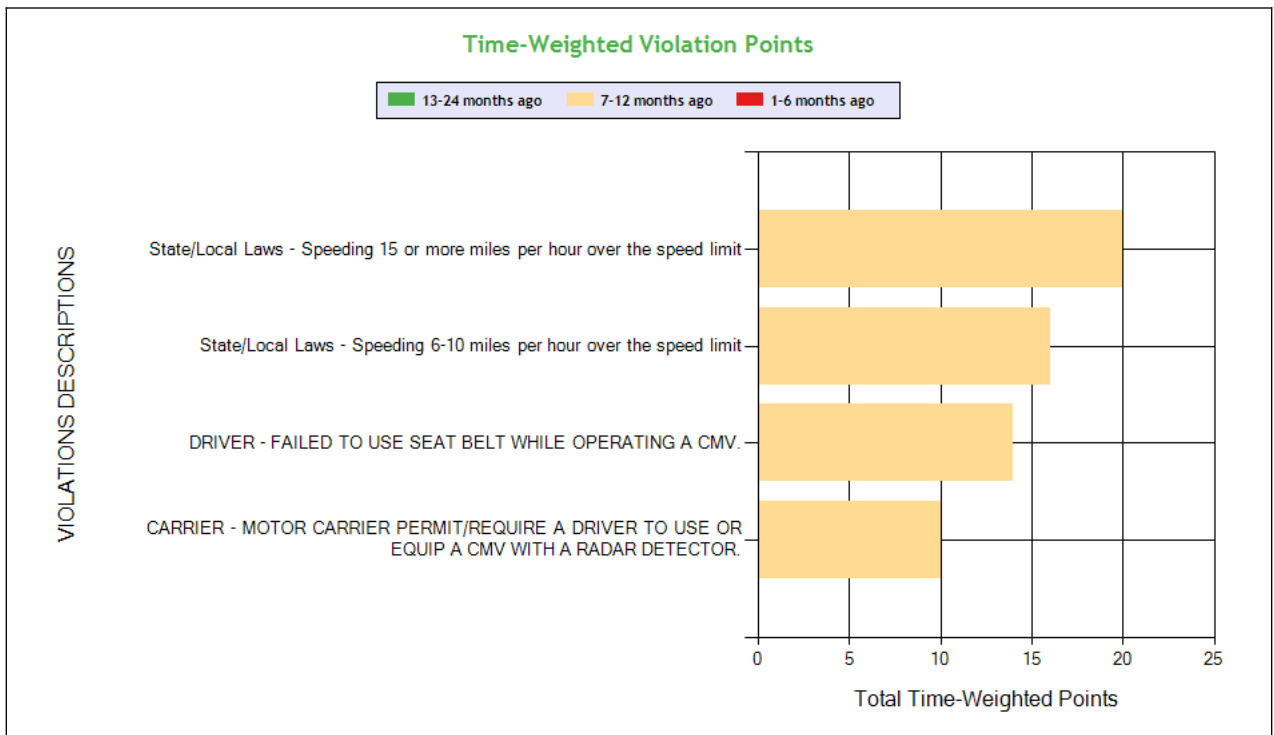
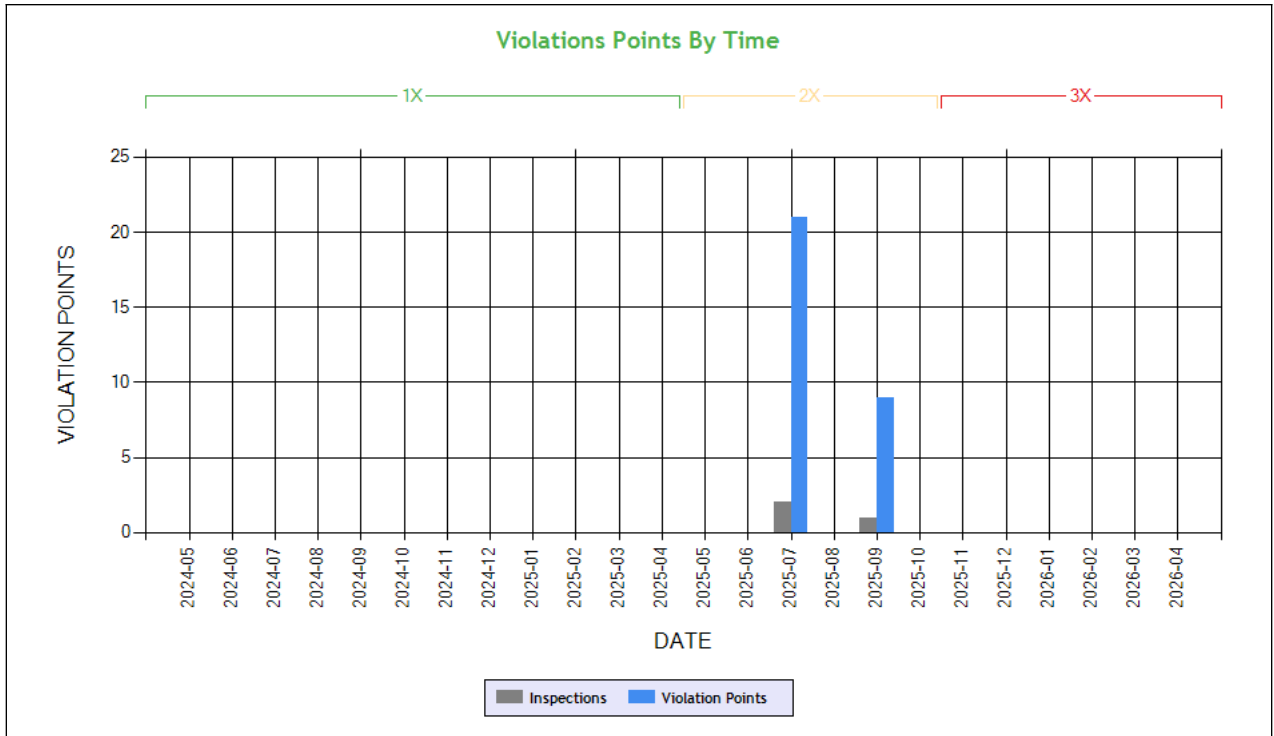
# Violations is in (1-6/7-12/13-24mo)

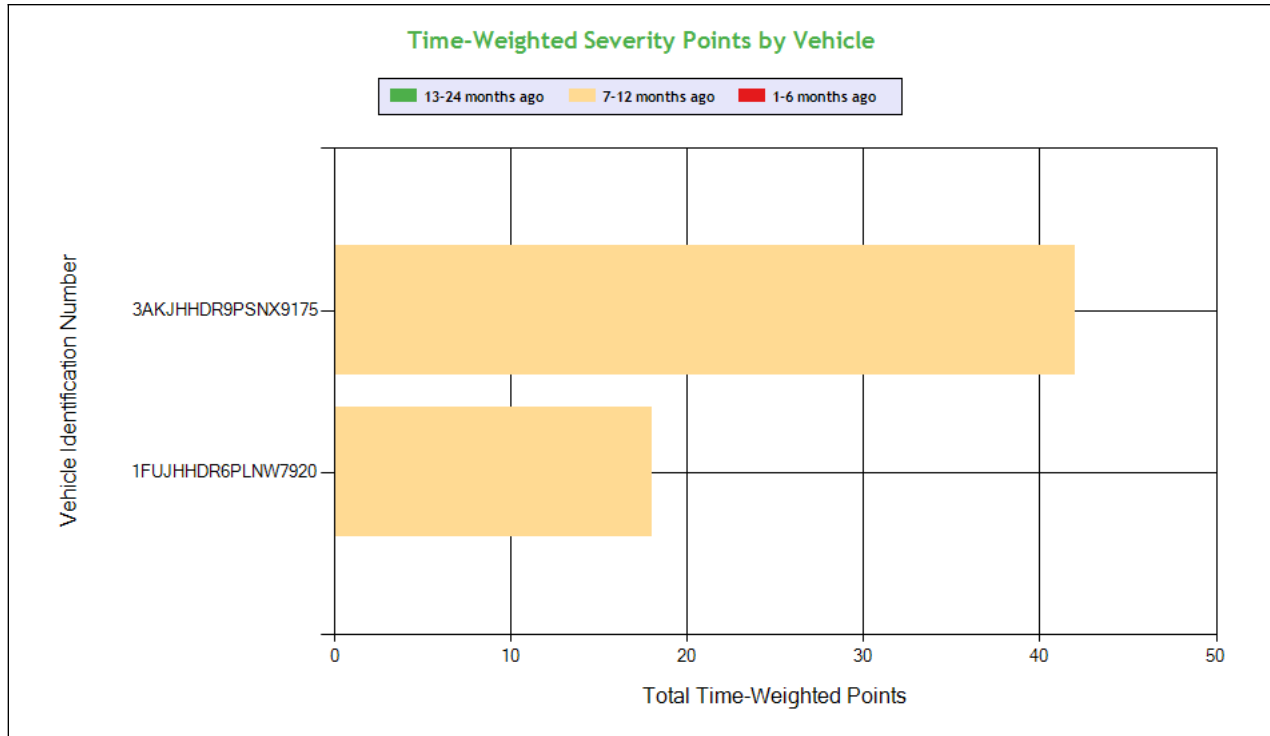
Shaded = Out Of Service Violation							
Violation Group			Speeding 4	Speeding 2	Seat Belt	Speeding Related	Incomplete/Wrong Log
<b>Violation Description</b>	<b>Total Time-weighted Points by VIN</b>	<b>% of Total Time-weighted Points by VIN</b>	State/Local Laws - Speeding 15 or more miles per hour over the speed limit	State/Local Laws - Speeding 6-10 miles per hour over the speed limit	DRIVER - FAILED TO USE SEAT BELT WHILE OPERATING A CMV.	CARRIER - MOTOR PERMIT/REQUIRE A DRIVER TO USE OR EQUIP A CMV WITH A RADAR DETECTOR.	Failing to require driver to make a record of duty status
<b>Driver Resp</b>			Yes	Yes	Yes	Yes	Yes
<b>Total Time-weighted Points</b>			20	16	14	10	2
<b>% Total Time-Wt Pts</b>			32.26	25.81	22.58	16.13	3.23
<b>3AKJHHDR9PSNX9175</b>	<b>42</b>	<b>67.74</b>	<b>20 (0/1/0)</b>	<b>8 (0/1/0)</b>	<b>14 (0/1/0)</b>		
<b>1FUJHHDR6PLNW7920</b>	<b>20</b>	<b>32.26</b>		<b>8 (0/1/0)</b>		<b>10 (0/1/0)</b>	<b>2 (0/1/0)</b>



**SAFETY ANALYSIS ToC**

**Unsafe Driving**



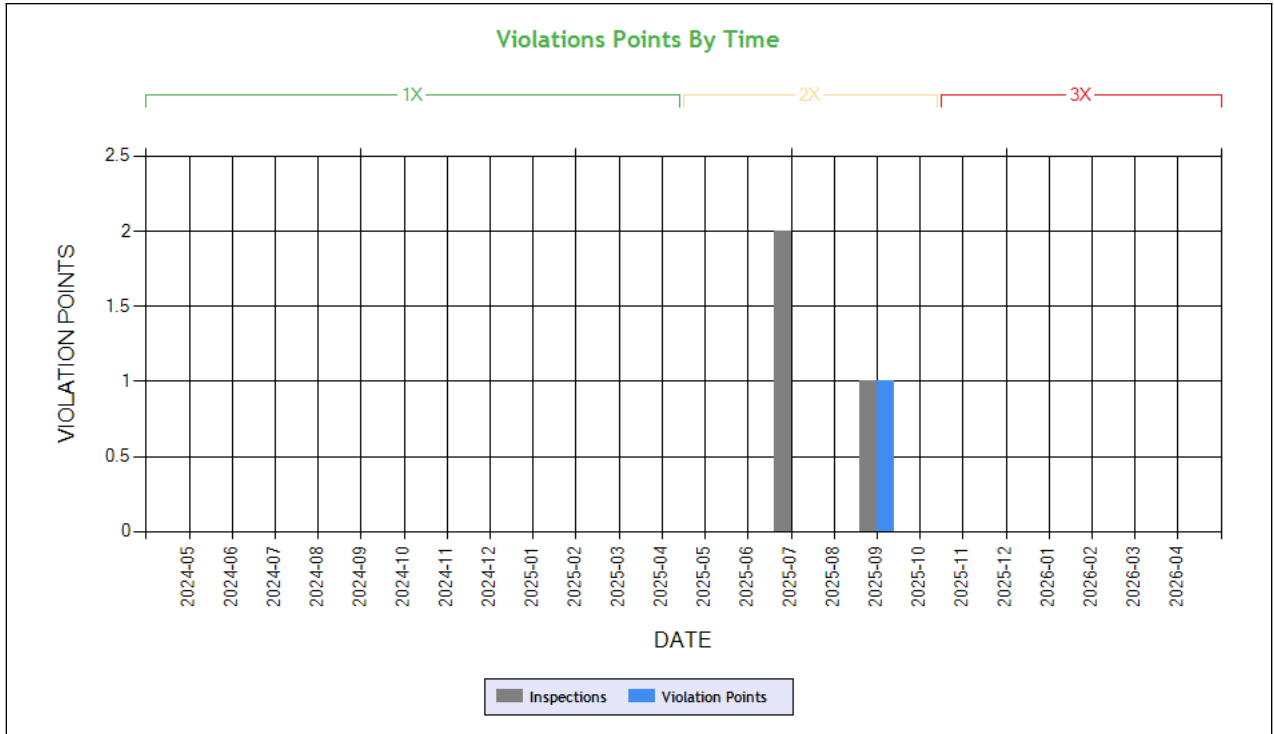


See the Excel file for the complete analysis

# Violations is in (1-6/7-12/13-24mo)

Shaded = Out Of Service Violation						
Violation Group			Speeding 4	Speeding 2	Seat Belt	Speeding Related
Violation Description	Total Time-weighted Points by VIN	% of Total Time-weighted Points by VIN	State/Local Laws - Speeding 15 or more miles per hour over the speed limit	State/Local Laws - Speeding 6-10 miles per hour over the speed limit	DRIVER - FAILED TO USE SEAT BELT WHILE OPERATING A CMV.	CARRIER - MOTOR CARRIER PERMIT/REQUIRE A DRIVER TO USE OR EQUIP A CMV WITH A RADAR DETECTOR.
Driver Resp			Yes	Yes	Yes	Yes
Total Time-weighted Points			20	16	14	10
% Total Time-Wt Pts			33.33	26.67	23.33	16.67
3AKJHHDR9PSNX9175	42	70.0	20 (0/1/0)	8 (0/1/0)	14 (0/1/0)	
1FUJHHDR6PLNW7920	18	30.0		8 (0/1/0)		10 (0/1/0)

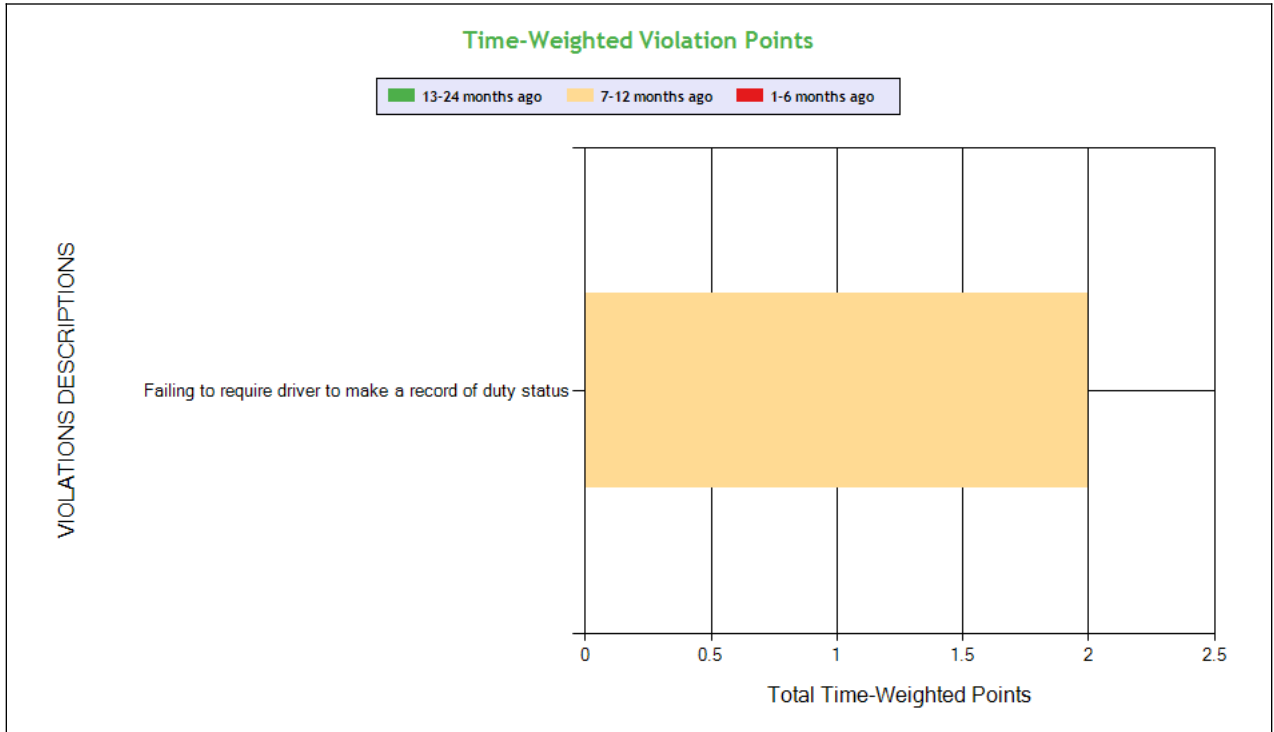
**HOS Compliance**



**Carrier Software**  
 1-800-646-5152  
 info@CarrierSoftware.com

**CONFIDENTIAL - Intended for use by Amerigo Insurance Agency - Date: 6/3/2026**

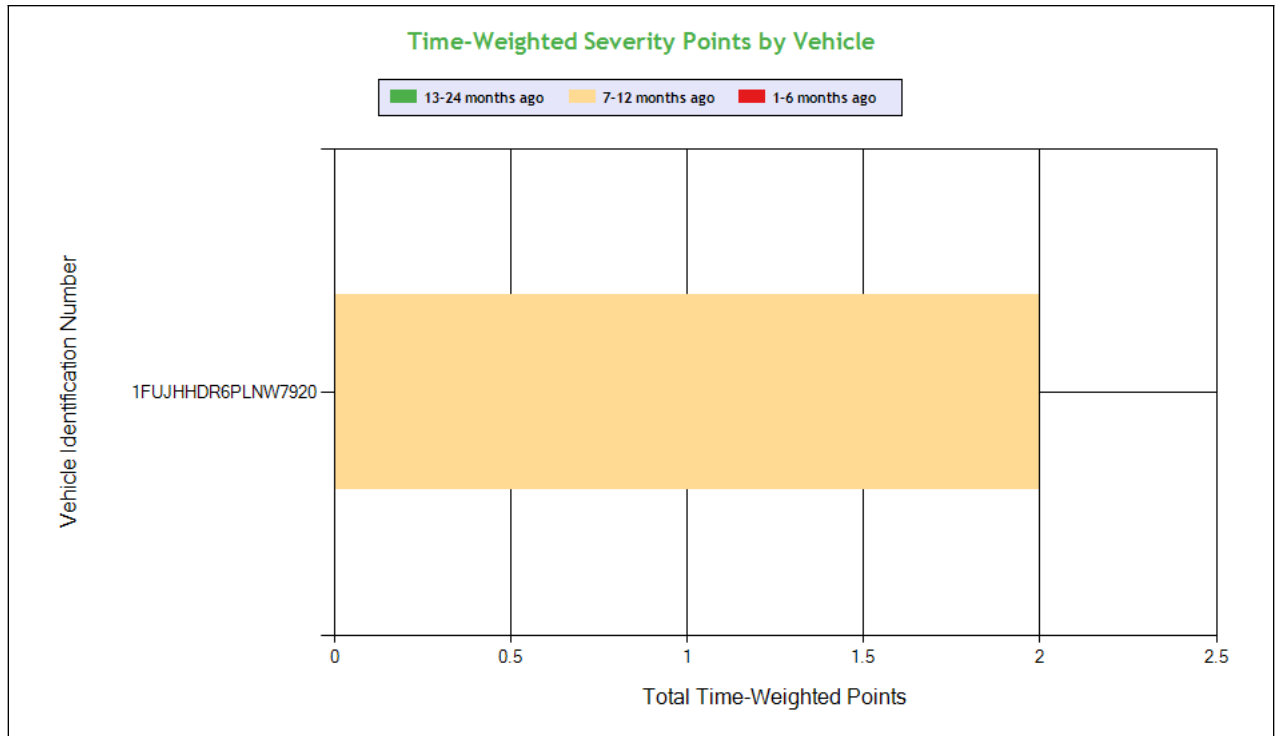
**RAG TRANS INC - DOT# 4089878 / MC1558503**



See the Excel file for the complete analysis

# Violations is in (1-6/7-12/13-24mo)

Shaded = Out Of Service Violation



**Carrier Software**  
 1-800-646-5152  
 info@CarrierSoftware.com

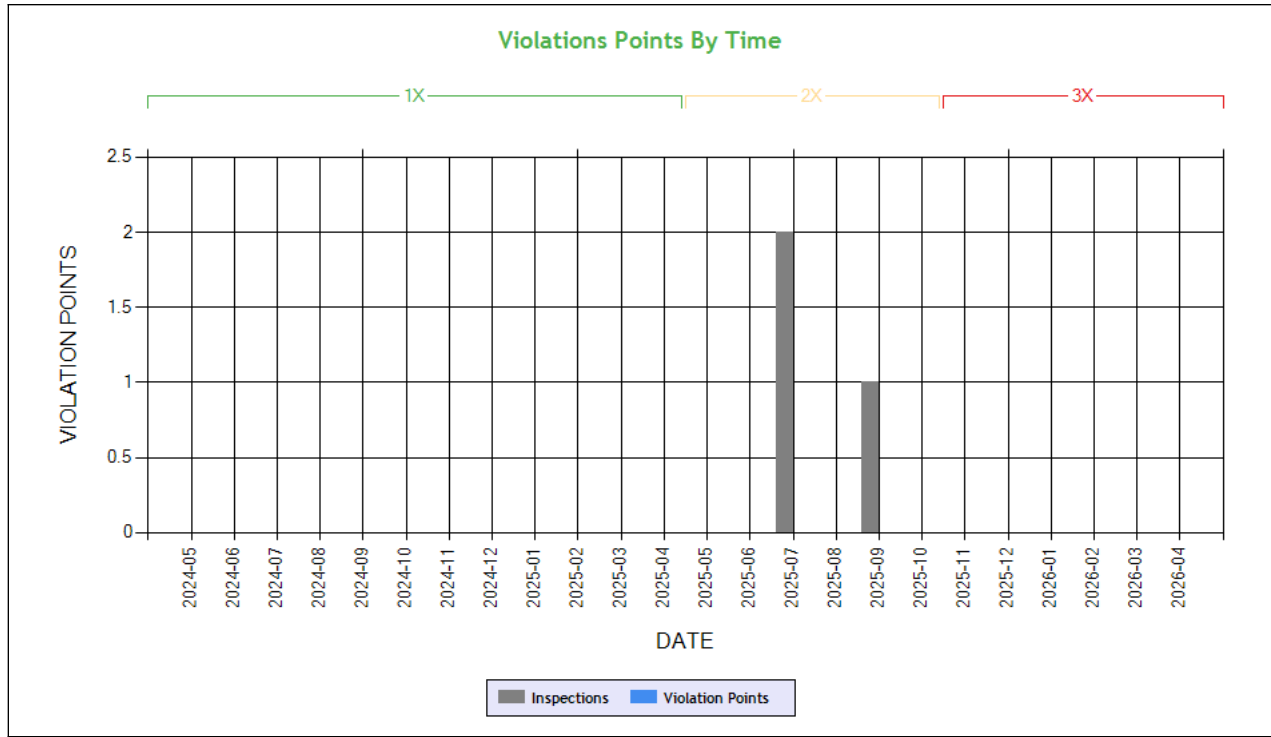
**CONFIDENTIAL - Intended for use by Amerigo Insurance Agency - Date: 6/3/2026**

**RAG TRANS INC - DOT# 4089878 / MC1558503**

Violation Group			Incomplete/Wrong Log
Violation Description	<b>Total Time-weighted Points by VIN</b>	<b>% of Total Time-weighted Points by VIN</b>	Failing to require driver to make a record of duty status
Driver Resp			Yes
<b>Total Time-weighted Points</b>			2
<b>% Total Time-Wt Pts</b>			100
<b>1FUJHHDR6PLNW7920</b>	<b>2</b>	<b>100</b>	<b>2 (0/1/0)</b>



**Driver Fitness**



Time-Weighted Violation Points - no data available to draw a chart

Time-Weighted Severity Points by Vehicle - no data available to draw a chart

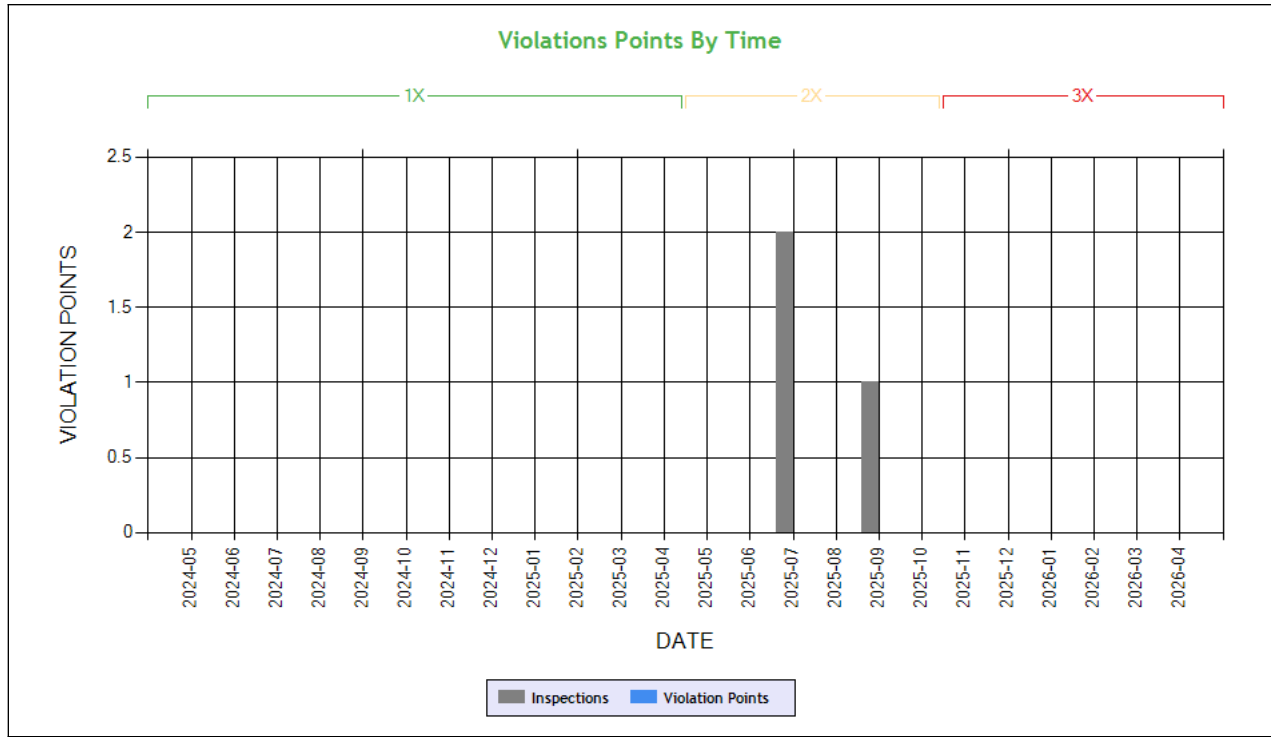
See the Excel file for the complete analysis

# Violations is in (1-6/7-12/13-24mo)

Shaded = Out Of Service Violation		
Violation Group		
Violation Description	Total Time-weighted Points by VIN	% of Total Time-weighted Points by VIN
Driver Resp		
Total Time-weighted Points		
% Total Time-Wt Pts		



**Vehicle Maintenance**



Time-Weighted Violation Points - no data available to draw a chart

Time-Weighted Severity Points by Vehicle - no data available to draw a chart

See the Excel file for the complete analysis

# Violations is in (1-6/7-12/13-24mo)

Shaded = Out Of Service Violation		
Violation Group		
Violation Description	Total Time-weighted Points by VIN	% of Total Time-weighted Points by VIN
Driver Resp		
Total Time-weighted Points		
% Total Time-Wt Pts		

**COLOR CODED CRASH TABLE ToC**

No crashes have been reported by the DOT on this Motor Carrier

Inspections with Shared Equipment ToC
Something went wrong while generating Inspections with Shared Equipment



LEGEND
Vehicle Information
Inspection for DOT # being analyzed
Inspection for Different DOT #
Crash Information for specific VIN

**INSPECTION DETAILS for ALL Inspections**

PDF shows the first 100 Power Unit & Trailer VINs with most recent inspections using data from the last 4 years

**POWER UNIT Inspections Section**

VIN: 1FUJHHDR6PLNW7920		Unit: Truck Tractor		Year: 2023	Make: FREIGHTLINER		
DOT No: 4089878		Docket No: MC1558503		Name: RAG TRANS INC		Interstate: Yes	
Date	Unit License	Unit Lic State	Violation Unit	Violation Description	Severity	OOS	Citation
09/08/2025	ZP66215	CA	D	395.8A - Failing to require driver to make a record of duty status	5	No	
09/08/2025	ZP66215	CA	D	392.71BMC - CARRIER - MOTOR CARRIER PERMIT/REQUIRE A DRIVER TO USE OR EQUIP A CMV WITH A RADAR DETECTOR.	5	No	
09/08/2025	ZP66215	CA	D	392.2SLLS2 - State/Local Laws - Speeding 6-10 miles per hour over the speed limit	4	No	
DOT No: 3700104		Docket No: MC1294295		Name: BAJA FREIGHT LTD		Interstate: Yes	
Date	Unit License	Unit Lic State	Violation Unit	Violation Description	Severity	OOS	Citation
03/22/2024	3319559	IN	D	392.2SLLS3 - State/Local Laws - Speeding 11-14 miles per hour over the speed limit	7	No	
10/20/2022	3319559	IN	-	-	-	-	-

VIN: 3AKJHHDR9PSNX9175		Unit: Truck Tractor		Year: 2023	Make: FREIGHTLINER		
Crash Report No.	DOT	Date	State	Fatalities	Injuries	Tow Away	Vehicles Involved
NM0711027835	2378363	02/11/2024	NM	0	0	Yes	1
DOT No: 4089878		Docket No: MC1558503		Name: RAG TRANS INC		Interstate: Yes	
Date	Unit License	Unit Lic State	Violation Unit	Violation Description	Severity	OOS	Citation
07/08/2025	ZP66257	CA	D	392.2SLLS4 - State/Local Laws - Speeding 15 or more miles per hour over the speed limit	10	No	
07/08/2025	ZP66257	CA	D	392.16D - DRIVER - FAILED TO USE SEAT BELT WHILE OPERATING A CMV.	7	No	
07/08/2025	ZP66257	CA	D	392.2SLLS2 - State/Local Laws - Speeding 6-10 miles per hour over the speed limit	4	No	
DOT No: 2378363		Docket No: MC816599		Name: GTL TRANS INC		Interstate: Yes	



Date	Unit License	Unit Lic State	Violation Unit	Violation Description	Severity	OOS	Citation
03/08/2025	YP64032	CA	D	392.2SLLSWZ - State/Local Laws - Speeding work/construction zone	10	No	917245425067003
03/08/2025	YP64032	CA	1	396.17CPI - OPERATING A CMV WITHOUT DOCUMENTATION OF A PERIODIC INSPECTION.	4	No	
02/28/2025	YP64032	CA	1	395.22H4ELDBRODS - HOS (ELD) - IN-VEHICLE INFORMATION - FAILING TO HAVE A SUPPLY OF BLANK DRIVER'S RECORDS OF DUTY STATUS GRAPH-GRIDS SUFFICIENT TO RECORD THE DRIVER'S DUTY STATUS A	1	No	
02/28/2025	YP64032	CA	1	396.17CPI - OPERATING A CMV WITHOUT DOCUMENTATION OF A PERIODIC INSPECTION.	4	No	
02/28/2025	YP64032	CA	D	395.22GELDMFV - HOS (ELD) - A PORTABLE ELD IS NOT MOUNTED IN A FIXED POSITION AND VISIBLE TO THE DRIVER WHEN SEATED IN THE NORMAL DRIVING POSITION.	1	No	
02/28/2025	YP64032	CA	D	392.2SLLS2 - State/Local Laws - Speeding 6-10 miles per hour over the speed limit	4	No	
12/21/2024	YP64032	CA	D	392.2SLLS1 - State/Local Laws - Speeding 1-5 Miles Per Hour Over The Speed Limit	0	No	
12/21/2024	YP64032	CA	D	395.3A3IHOSPDIT - HOS (PROPERTY) - DRIVING MORE THAN 11 HOURS FOLLOWING 10 CONSECUTIVE HOURS OFF DUTY AT THE TIME OF INSPECTION. TIME:	7	Yes	
02/11/2024	YP64032	CA	D	392.2ML - Failure to Maintain Lane	5	No	
02/11/2024	YP64032	CA	1	396.3A1 - Inspection/repair and maintenance parts and accessories	2	Yes	9632950
10/05/2023	YP64032	CA	D	392.2 - Operating a commercial motor vehicle not in accordance with the laws, ordinances, and regulations of the jurisdiction in which it is being operated - Unsafe Driving	0	No	

**DOT No: 317106      Docket No: MC188224      Name: AUTO TRUCK TRANSPORT USA LLC      Interstate: Yes**

Date	Unit License	Unit Lic State	Violation Unit	Violation Description	Severity	OOS	Citation
07/19/2022	TEMP	WI	-	-	-	-	-

**TRAILER Inspections Section**

**VIN: 1FUJHHR6PLNW7920      Unit: Truck Tractor      Year: 2023      Make: FREIGHTLINER**

**DOT No: 4089878      Docket No: MC1558503      Name: RAG TRANS INC      Interstate: Yes**

Date	Unit License	Unit Lic State	Violation Unit	Violation Description	Severity	OOS	Citation
09/08/2025	ZP66215	CA	D	395.8A - Failing to require driver to make a record of duty status	5	No	
09/08/2025	ZP66215	CA	D	392.71BMC - CARRIER - MOTOR CARRIER PERMIT/REQUIRE A DRIVER TO USE OR EQUIP A CMV WITH A RADAR DETECTOR.	5	No	
09/08/2025	ZP66215	CA	D	392.2SLLS2 - State/Local Laws - Speeding 6-10 miles per hour over the speed limit	4	No	

**DOT No: 3700104      Docket No: MC1294295      Name: BAJA FREIGHT LTD      Interstate: Yes**

Date	Unit License	Unit Lic State	Violation Unit	Violation Description	Severity	OOS	Citation
03/22/2024	3319559	IN	D	392.2SLLS3 - State/Local Laws - Speeding 11-14 miles per hour over the speed limit	7	No	
10/20/2022	3319559	IN	-	-	-	-	-

**VIN: 3AKJHHR9PSNX9175      Unit: Truck Tractor      Year: 2023      Make: FREIGHTLINER**

Crash Report No.	DOT	Date	State	Fatalities	Injuries	Tow Away	Vehicles Involved
NM0711027835	2378363	02/11/2024	NM	0	0	Yes	1

**DOT No: 4089878      Docket No: MC1558503      Name: RAG TRANS INC      Interstate: Yes**

Date	Unit License	Unit Lic State	Violation Unit	Violation Description	Severity	OOS	Citation
07/08/2025	ZP66257	CA	D	392.2SLLS4 - State/Local Laws - Speeding 15 or more miles per hour over the speed limit	10	No	
07/08/2025	ZP66257	CA	D	392.16D - DRIVER - FAILED TO USE SEAT BELT WHILE OPERATING A CMV.	7	No	
07/08/2025	ZP66257	CA	D	392.2SLLS2 - State/Local Laws - Speeding 6-10 miles per hour over the speed limit	4	No	



DOT No: 2378363		Docket No: MC816599		Name: GTL TRANS INC			Interstate: Yes	
Date	Unit License	Unit Lic State	Violation Unit	Violation Description	Severity	OOS	Citation	
03/08/2025	YP64032	CA	D	392.2SLLSWZ - State/Local Laws - Speeding work/construction zone	10	No	917245425067003	
03/08/2025	YP64032	CA	1	396.17CPI - OPERATING A CMV WITHOUT DOCUMENTATION OF A PERIODIC INSPECTION.	4	No		
02/28/2025	YP64032	CA	1	395.22H4ELDBRODS - HOS (ELD) - IN-VEHICLE INFORMATION - FAILING TO HAVE A SUPPLY OF BLANK DRIVER'S RECORDS OF DUTY STATUS GRAPH-GRIDS SUFFICIENT TO RECORD THE DRIVER'S DUTY STATUS A	1	No		
02/28/2025	YP64032	CA	1	396.17CPI - OPERATING A CMV WITHOUT DOCUMENTATION OF A PERIODIC INSPECTION.	4	No		
02/28/2025	YP64032	CA	D	395.22GELDMFV - HOS (ELD) - A PORTABLE ELD IS NOT MOUNTED IN A FIXED POSITION AND VISIBLE TO THE DRIVER WHEN SEATED IN THE NORMAL DRIVING POSITION.	1	No		
02/28/2025	YP64032	CA	D	392.2SLLS2 - State/Local Laws - Speeding 6-10 miles per hour over the speed limit	4	No		
12/21/2024	YP64032	CA	D	392.2SLLS1 - State/Local Laws - Speeding 1-5 Miles Per Hour Over The Speed Limit	0	No		
12/21/2024	YP64032	CA	D	395.3A3IHOSPDIT - HOS (PROPERTY) - DRIVING MORE THAN 11 HOURS FOLLOWING 10 CONSECUTIVE HOURS OFF DUTY AT THE TIME OF INSPECTION. TIME:	7	Yes		
02/11/2024	YP64032	CA	D	392.2ML - Failure to Maintain Lane	5	No		
02/11/2024	YP64032	CA	1	396.3A1 - Inspection/repair and maintenance parts and accessories	2	Yes	9632950	
10/05/2023	YP64032	CA	D	392.2 - Operating a commercial motor vehicle not in accordance with the laws, ordinances, and regulations of the jurisdiction in which it is being operated - Unsafe Driving	0	No		
DOT No: 317106		Docket No: MC188224		Name: AUTO TRUCK TRANSPORT USA LLC			Interstate: Yes	
Date	Unit License	Unit Lic State	Violation Unit	Violation Description	Severity	OOS	Citation	
07/19/2022	TEMP	WI	-	-	-	-	-	

Inspection Summary By Month (based on inspections from the last 4 years) <a href="#">ToC</a>						
Year-Month	Number of Inspections	Number of Power Units	Total Violations	Total OOS Inspections	Total Severity Points	Number of Crashes
2025-09	1	1	4	0	14	0
2025-07	2	2	3	0	21	0

Note: The most recent month's counts may not include all the inspections for that month.

VIN Inspection Violation Details <a href="#">ToC</a>									
# of VINs: 3 # of Insp: 4 Severity Weight: 40 Avg. Weight/VIN: 10.0 (based on inspections in the last 4 years, showing top 50 VINs inspected most recently)									
VIN 1FUJHHR6PLNW7920		# of Inspections: 1		Total Severity: 14		Percentage of Total: 35.00%		Avg. Weight Per Inspection: 14.0	
Inspection Date	Inspection ID	Inspection State	Location Description	Total Severity	# of Violations	Shipper Name	Inspection Level	Post Accident	Out of Service
09/08/2025	85730358	AZ	ASH FORK AZ	14	3	LYONS MAGNUS	3	No	No
BASIC		Unit Type		Severity		Description		Out of Service	
Unsafe Driving		Truck Tractor		5		392.71BMC:CARRIER - MOTOR CARRIER PERMIT/REQUIRE A DRIVER TO		No	
Hours-Of-Service Compliance		Truck Tractor		5		395.8A: Failing to require driver to make a record of duty		No	
Unsafe Driving		Truck Tractor		4		392.2SLLS2: State/Local Laws - Speeding 6-10 miles per hour ov		No	
VIN 1UYVS2539T2549012		# of Inspections: 1		Total Severity: 5		Percentage of Total: 12.50%		Avg. Weight Per Inspection: 5.0	
Inspection Date	Inspection ID	Inspection State	Location Description	Total Severity	# of Violations	Shipper Name	Inspection Level	Post Accident	Out of Service
09/08/2025	85730358	AZ	ASH FORK AZ	5	1	LYONS MAGNUS	3	No	No
BASIC		Unit Type		Severity		Description		Out of Service	
Hours-Of-Service Compliance		Semi Trailer		5		395.8A: Failing to require driver to make a record of duty		No	
VIN 3AKJHHR9PSNX9175		# of Inspections: 2		Total Severity: 21		Percentage of Total: 52.50%		Avg. Weight Per Inspection: 10.5	
Inspection Date	Inspection ID	Inspection State	Location Description	Total Severity	# of Violations	Shipper Name	Inspection Level	Post Accident	Out of Service
07/08/2025	85160068	IN	GEORGETOWN IN	17	2	WASHINGTON PENN	3	No	No



BASIC		Unit Type		Severity		Description		Out of Service	
Unsafe Driving		Truck Tractor		10		392.2SLLS4:State/Local Laws - Speeding 15 or more miles per h		No	
Unsafe Driving		Truck Tractor		7		392.16D:DRIVER - FAILED TO USE SEAT BELT WHILE OPERATING A		No	
Inspection Date	Inspection ID	Inspection State	Location Description	Total Severity	# of Violations	Shipper Name	Inspection Level	Post Accident	Out of Service
07/08/2025	85158360	IN	POSEYVILLE IN	4	1	WASHINGTON PENN	3	No	No
BASIC		Unit Type		Severity		Description		Out of Service	
Unsafe Driving		Truck Tractor		4		392.2SLLS2:State/Local Laws - Speeding 6-10 miles per hour ov		No	

Inspection History ToC						
Inspection Date	Report Number	Report State	PU VIN	TR VIN	Severity Weight	Time Weight
09/08/2025	7670000042	AZ	1FUJHHR6PLNW7920 - Truck Tractor	1UYVS2539T2549012 - Semi Trailer		2
Power Unit Violation - Unsafe Driving Violation: 392.2SLLS2 - State Speeding 6-10 mph					4	
Power Unit Violation - Unsafe Driving Violation: 392.71BMC - CARRIER - MOTOR CARRIER PERMIT/REQUIRE A DRIVER TO USE OR EQUIP A CMV WITH A RADAR DETECTOR.					5	
Power Unit Violation - Hours-Of-Service (HOS) Compliance Violation: 395.8A - No drivers record of duty status					5	
07/08/2025	6081008030	IN	3AKJHHR9PSNX9175 - Truck Tractor	1UYVS2530N2424760 - Semi Trailer		2
Power Unit Violation - Unsafe Driving Violation: 392.2SLLS2 - State Speeding 6-10 mph					4	
07/08/2025	7420009930	IN	3AKJHHR9PSNX9175 - Truck Tractor	1UYVS2530N2424760 - Semi Trailer		2
Power Unit Violation - Unsafe Driving Violation: 392.16D - DRIVER - FAILED TO USE SEAT BELT WHILE OPERATING A CMV.					7	
Power Unit Violation - Unsafe Driving Violation: 392.2SLLS4 - State Speeding over 15 mph					10	
Only the first 20 inspections are shown. See the live report for more data.						

Crash Hot Spots ToC					
State	Level 1 (lowest crash frequency)	Level 2	Level 3	Level 4	Level 5 (highest crash frequency)
Arizona	0	0	1	0	0
Indiana	0	1	1	0	0
<b>Total</b>	<b>0</b>	<b>1</b>	<b>2</b>	<b>0</b>	<b>0</b>
Company Level: 3					

Equipment and Driver Details ToC						
MCS-150 Date	Equipment (Owned/Leased/Trip)			Driver Details		
	Tractors	Straight Trucks	Trailers	CDL's	Interstate	Intrastate
10/02/2025	3/0/0	0/0/0	0/0/0	6	6	0
09/23/2025	3/0/0	0/0/0	0/0/0	6	6	0
08/22/2025	3/0/0	0/0/0	0/0/0	6	2	0
01/17/2025	1/0/0	0/0/0	2/0/0	2	2	0
08/10/2024	1/0/0	0/0/0	0/0/0	1	1	0
01/04/2024	1/0/0	0/0/0	0/0/0	1	1	0
06/15/2023	1/0/0	0/0/0	0/0/0	1	1	0

**No data for Chameleon Type 1**  
**No data for Chameleon Type 2**