



Table of Contents

1. Overview	2. BASIC Scores History
3. BASIC Measures	4. KPI: BASIC Measures by Cargo Group
5. Estimated ISS Score	6. Investigation Results
7. Penalties History	8. Acute Critical Violations
9. Red Flag Violation Details	10. DOT Registration Information
11. DOT MCS-150 History	12. Crash Summary
13. Inspection Summary	14. KPI: Inspection Viol OOS Rates by Cargo Group
15. FHWA Registration Information	16. FHWA Insurance Information
17. FHWA Authorities	18. Severe Violations
19. Violation Report	20. Violation Summary
21. Violation Enforcement Chronology	22. Inspection Violations & OOS Counts
23. Radius Of Operation	24. Inspection & Crash Locations
25. Cargo Hot Spots	26. Inspection Violations & OOS Chronology
27. Percent of Insp & Crash by State	28. VIN Insp Summary by State
29. Violations By Unit Type	30. Equipment Ownership
31. Equipment Details	32. Vehicle Age
33. States of Power Unit Registrations	34. Equipment Acquisitions
35. Driver Details	36. Shared VIN Summary
37. Shipper Table	38. Safety Summary
39. Safety Details	40. Crash Detail Color Coded
41. Inspections with Shared Equipment	42. Inspection Tabular Details
43. Inspection Summary By Month	44. VIN Inspection Violation Details
45. Inspection History	



Business Address

2268 YELLOWSTONE AVE
TRACY, CA
95377

Contact Info

(832)-847-0080
KVTRUCKLINE@GMAIL.COM

FHWA Address

2268 YELLOWSTONE AVE
TRACY,CA,95377
Phone:(832)-847-0080

Mailing Address

2268 YELLOWSTONE AVE
TRACY, CA
95377

Overview ToC

Operating Status: AUTHORIZED FOR Property
3 other companies viewed this DOT in the past two months
Crash/PU ratio: 0.0%
Clean Inspection ratio: 33.33%

Estimated BASIC Scores (as of 12/27/2024)

	Unsafe Driving	Hours of Service	Driver Fitness	Controlled Sub. and Alcohol	Vehicle Maintenance	HM Compliance	Crash
Relative Scores	0%	0%	0%	0%	0%	0%	0%
Alert Status	No	No	No	No	No	No	No



Estimated Inspection Selection System (ISS) Score: 1
Category: Pass

BASIC Scores History - Unsafe Driving ToC

There are no Scores for this BASIC

BASIC Scores History - Hours of Service ToC

There are no Scores for this BASIC

BASIC Scores History - Driver Fitness ToC

There are no Scores for this BASIC

BASIC Scores History - Controlled Substance ToC

There are no Scores for this BASIC



BASIC Scores History - Vehicle Maintenance ToC

There are no Scores for this BASIC

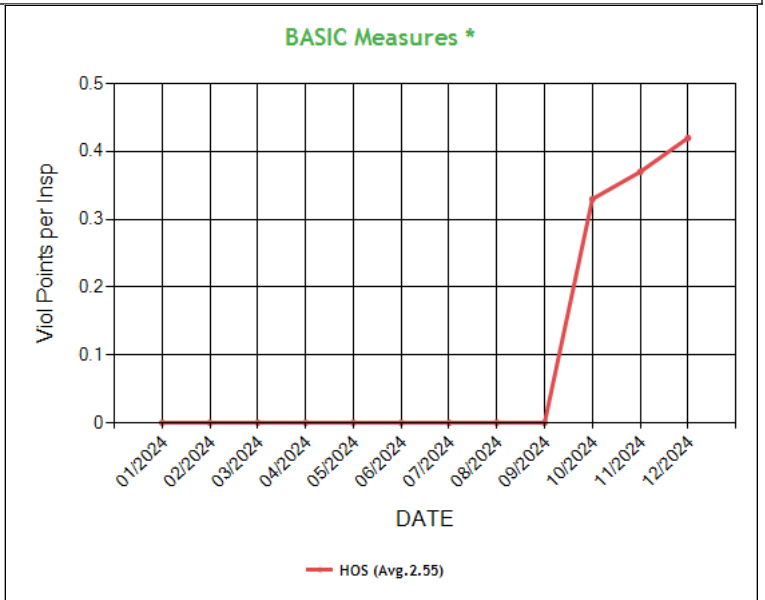
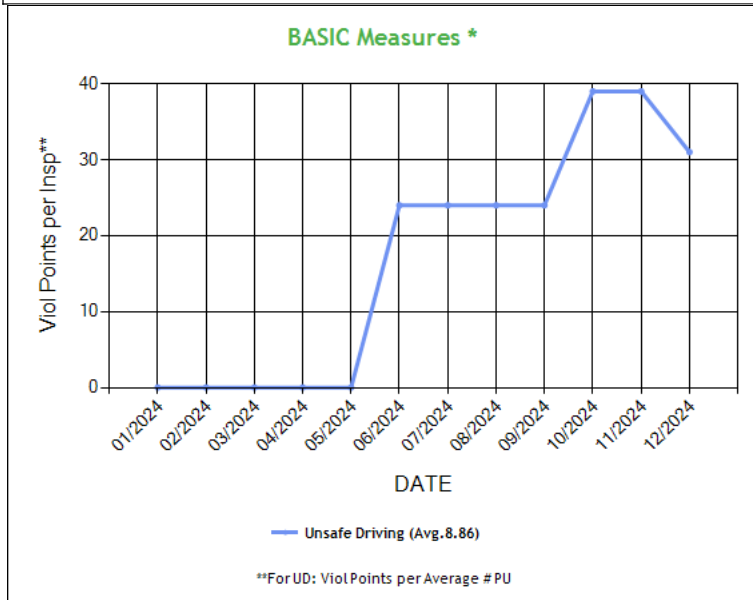
BASIC Scores History - Crash ToC

There are no Scores for this BASIC

BASIC Scores History - Hazmat ToC

There are no Scores for this BASIC

BASIC Measures: Violation Points per Inspection Trends ToC



* BASIC Measures are the absolute SMS scores that are compared within each Safety Event Group to determine the BASIC Score percentiles. Averages based on fleets with 1-5 power units.



BASIC Measures * - Table ToC

UD-Unsafe Driving, HOS-Hours of Service, DF-Driver Fitness, CS-Controlled Substances, VM-Vehicle Maintenance															
Date	UD Measure	UD AC	UD with Viol	HOS Measure	HOS AC	HOS with Viol	DF Measure	DF AC	DF with Viol	CS Measure	CS AC	CS with Viol	VM Measure	VM AC	VM with Viol
12/2024	31.00	N	2	0.42	N	1	0.00	N	0	0.00	N	0	0.00	N	0
11/2024	39.00	N	2	0.37	N	1	0.00	N	0	0.00	N	0	0.00	N	0
10/2024	39.00	N	2	0.33	N	1	0.00	N	0	0.00	N	0	0.00	N	0
09/2024	24.00	N	1	0.00	N	0	0.00	N	0	0.00	N	0	0.00	N	0
08/2024	24.00	N	1	0.00	N	0	0.00	N	0	0.00	N	0	0.00	N	0
07/2024	24.00	N	1	0.00	N	0	0.00	N	0	0.00	N	0	0.00	N	0
06/2024	24.00	N	1	0.00	N	0	0.00	N	0	0.00	N	0	0.00	N	0
05/2024	0.00	N	0	0.00	N	0	0.00	N	0	0.00	N	0	0.00	N	0
04/2024	0.00	N	0	0.00	N	0	0.00	N	0	0.00	N	0	0.00	N	0
03/2024	0.00	N	0	0.00	N	0	0.00	N	0	0.00	N	0	0.00	N	0
02/2024	0.00	N	0	0.00	N	0	0.00	N	0	0.00	N	0	0.00	N	0
01/2024	0.00	N	0	0.00	N	0	0.00	N	0	0.00	N	0	0.00	N	0

* BASIC Measures are the absolute SMS scores that are compared within each Safety Event Group to determine the BASIC Score percentiles.

KPI: BASIC Measures by Fleet Size and Cargo Group ToC

Fleet Size: 1-5 PUs															
Cargo Group (Companies)	Unsafe Driving		Hours of Service		Driver Fitness		Controlled Substance		Vehicle Maintenance		HM Compliance		Crash		
	Avg.	Comp. to Avg.	Avg.	Comp. to Avg.	Avg.	Comp. to Avg.	Avg.	Comp. to Avg.	Avg.	Comp. to Avg.	Avg.	Comp. to Avg.	Avg.	Comp. to Avg.	
Bulk Goods (251965)	0.77	Worse	0.23	Worse	0.13	Better	0.01	Better	1.72	Better	0.01	Better	0.06	Better	
General Freight (487017)	0.79	Worse	0.23	Worse	0.20	Better	0.02	Better	1.90	Better	0.01	Better	0.06	Better	
KV TRUCKLINE INC	31.00		0.42		0.00		0.00		0.00		0.00		0.00		

Estimated ISS Score: 1 Pass ToC About the Inspection Selection System

Estimated ISS Score History - Table ToC

Date	Estimated ISS Score	Recommendation	Algorithm
12/27/2024	1	Pass	Safety Algorithm
11/29/2024	1	Pass	Safety Algorithm
10/25/2024	1	Pass	Safety Algorithm
09/27/2024	72	Optional Inspect	Insufficient Data Algorithm
08/30/2024	72	Optional Inspect	Insufficient Data Algorithm
07/26/2024	72	Optional Inspect	Insufficient Data Algorithm
06/28/2024	72	Optional Inspect	Insufficient Data Algorithm
05/31/2024	66	Optional Inspect	Insufficient Data Algorithm
04/26/2024	63	Optional Inspect	Insufficient Data Algorithm
03/29/2024	63	Optional Inspect	Insufficient Data Algorithm
02/23/2024	63	Optional Inspect	Insufficient Data Algorithm
01/26/2024	63	Optional Inspect	Insufficient Data Algorithm

Investigation Results ToC

No Investigations reported on FMCSA website



Penalties History [ToC](#)

There is a problem with the Penalties data on FMCSA website.

Acute Critical Violations (Based on Investigations as per CSA Methodology Appendix A) [ToC](#)

No Data

No red flag violations in the last 24 months

DOT Registration Information: The following information on this specific DOT # is from the Federal DOT (as of Operating Authority)

DOT Registration: 01/11/2024		Total Power Units: 1	Total Trucks: 1	Total Trailers: 1	Total Passenger Vehicles: 0
Status	Entity Type	Organization Type	Nation	Total Cars	Drivers / CDL Drivers
A	C	-	US	0	1 / 1
MCS-150 Date	Op Codes	Shipper Op Codes	Shipper HazMat Op Codes	Latest Review Type	Latest Review Document Number(Date)
03/26/2024	A				- (01/01/1900)
MCS-150 Mileage (Year)	Record Update Date	Transports Hazmats	DOT Census Date	Recordable Accident Rate	Preventable Accident Rate
1 (2023)	03/26/2024	N	01/11/2024	0%	0%
MCS-151 Mileage	Safety Rating (Date)	SEA Accident	SEA Driver	SEA Vehicle	SEA Management
0	None (None)	0%	0%	0%	0%
Classification Codes		Cargo Carried (per MCS-150)			
Authorized-For-Hire		General Freight, Fresh Produce, Paper products			

DOT MCS-150 History [ToC](#) (as of - DOT census)

No Data for DOT MCS-150 History

Crash Summary Chart [ToC](#) Crashes Summary - Chart (based on all available crash data)

No Data

Crashes Summary - Table (based on all available crash data) [ToC](#)

	TOTAL	Last 6 months	7-12 months	13-18 months	19-24 months	25-30 months	30-36 months	37-41 months	42-48 months	Over 49 months
Total Reportable	0	0	0	0	0	0	0	0	0	0
Fatalities	0	0	0	0	0	0	0	0	0	0
Injuries	0	0	0	0	0	0	0	0	0	0
Tow Away	0	0	0	0	0	0	0	0	0	0
With Citations	0	0	0	0	0	0	0	0	0	0
Federal Recordable	0	0	0	0	0	0	0	0	0	0
Preventable	0	0	0	0	0	0	0	0	0	0
Crash per Pwr Unit	-	0.0%	0.0%	0.0%	0.0%	0.0%	0.0%	0.0%	0.0%	-



Inspection Summary ToC

The following inspection information is based on results for 24 months prior to: 01/07/2025. Please note that the total inspections number is not necessarily the total of the vehicle, driver and hazmat inspections, as one inspection may have included any combination of the below inspections.

Overall	Vehicle	Driver	Hazmat
<p><i>(Please note that the total inspections number is not necessarily the total of the vehicle, driver and hazmat inspections, as one inspection may have included any combination of the below inspections)</i></p> <p>Total Inspections: 3 Total Out of Service: 0</p> <p>Out of Service: 0% National Average: 20.82% Difference: -20.82%</p>	<p>Total Inspections: 1 Total Out of Service: 0</p> <p>Out of Service: 0.00% National Average: 24.68% Difference: -24.68%</p>	<p>Total Inspections: 3 Total Out of Service: 0</p> <p>Out of Service: 0.00% National Average: 6.67% Difference: -6.67%</p>	<p>Total Inspections: 0 Total Out of Service: 0</p> <p>Out of Service: 0.00% National Average: 2.97% Difference: -2.97%</p>

KPI: Inspection Viol OOS Rates by Cargo Group ToC

Cargo Group	OVERALL		VEHICLE		DRIVER		HAZMAT	
	Average	Compared to Average	Average	Compared to Average	Average	Compared to Average	Average	Compared to Average
Bulk Goods	24.23%	Better	22.30%	Better	9.12%	Better	0.16%	Better
General Freight	28.74%	Better	24.98%	Better	12.59%	Better	0.22%	Better
KV TRUCKLINE INC	0%		0%		0%		0%	

FHWA Registration Information: The following data on this Motor Carrier is from the Federal Hwy Administration (as of 5/7/2024)

Docket Number	DOT Number	Company Name	DBA Name	Address	City	State	Country	ZIP Code
MC1608534	4178794	KV TRUCKLINE INC		2268 YELLOWSTONE AVE	TRACY	CA	US	95377
Phone Number	Fax Number	Mail Address	Mail City	Mail State	Mail Contry	Mail ZIP Code	Mail Phone Number	Mail Fax Number
(832)-847-0080								
Date of Last Change	Freight	Passenger	Household Goods	Active Authority	Pending Authority	Revocation Pending Authority		
5/7/2024	Y	N	N	/ Common /	/	/		

Insurance Required (as of 05/07/2024) ToC

Docket Number	Insurance Type	Insurance Required	Insurance on File
MC1608534	BIPD	\$750k	\$750k
MC1608534	Cargo	No	No
MC1608534	Bond	No	No

Active / Pending Insurance (as of 05/07/2024)

Docket Number	Form	Type	Insurance Carrier	Policy/Surety	Coverage From	Coverage To	Required	On File	Effective Date	Cancel Date
MC1608534	91X	BIPD/Primary	CLEAR SPRING PROPERTY AND CASUALTY COMPANY	CAM001147	\$0k	\$750k	\$750k	\$750k	01/31/2024	-

Insurance History (as of 05/07/2024)

No Data for Insurance History (as of 05/07/2024)



FHWA Authorities (as of 05/07/2024) ToC								
Docket#	L&I Name	Active Authority	Inactive Authority	Pending Authority	Revocation Pending Authority	Freight	Passenger	Household Goods
MC1608534	KV TRUCKLINE INC	Common /				Yes	No	No

Authority History (as of 05/07/2024)				
Docket Number	Sub	Auth Type	Original Action	Disposition
MC1608534		COMMON	GRANTED 2/6/2024 12:00:00 AM	

Severe Violations (i.e. those with >= 8 points) - Chart [ToC](#)

No Data

Severe Violations (i.e. those with >= 8 points) - Table

No Data

Violation Report ToC						
Inspection Date	Inspection State	BASIC	Violation Description	OOS	VIN	Severity Points
06/14/2024	AZ	Unsafe Driving	392.2SLLLR - STATE/LOCAL LAWS - LANE RESTRICTION VIOLATION.	No	3AKJHHDR8MSMC0817	3

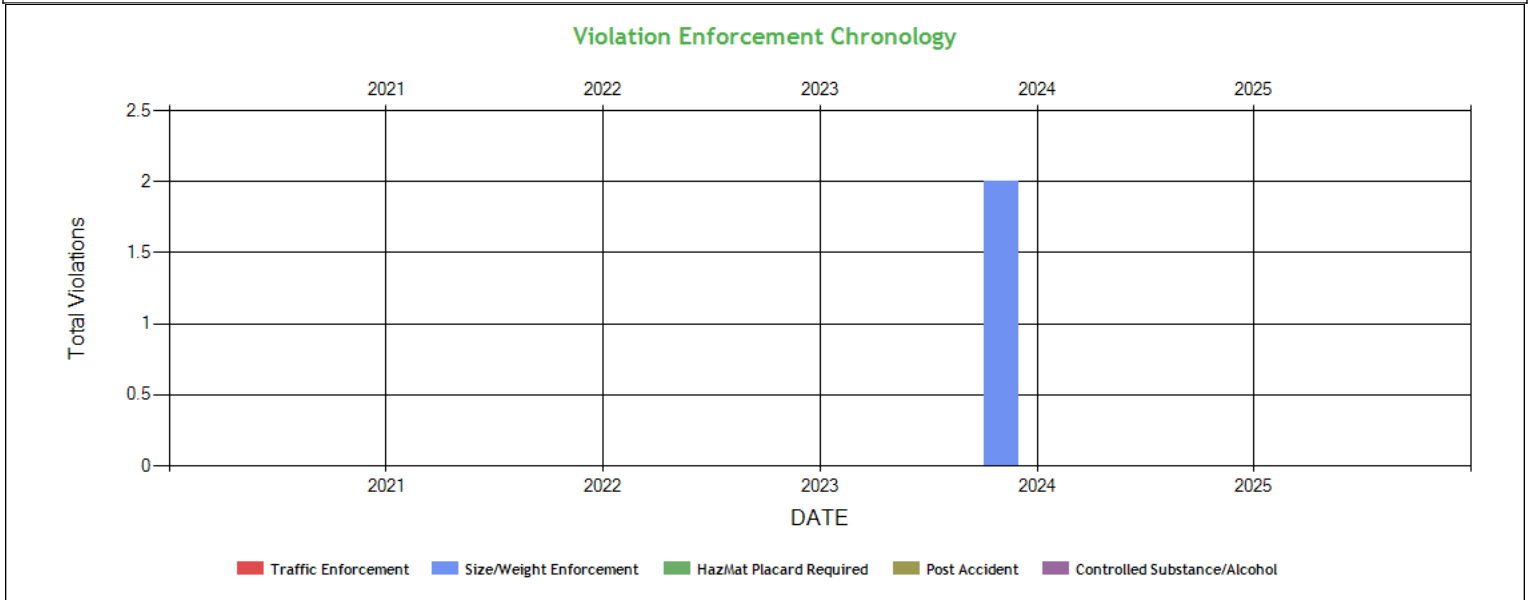
No filters were applied when generating this report, see the live report for more options.

Violation Summary ToC						
BASIC	Violation Group	Code	Description	# of Violations	# of OOS Violations	Severity Points
Unsafe Driving	Misc Violations	392.2SLLLR	STATE/LOCAL LAWS - LANE RESTRICTION VIOLATION.	1	0	3

No filters were applied when generating this report, see the live report for more options.



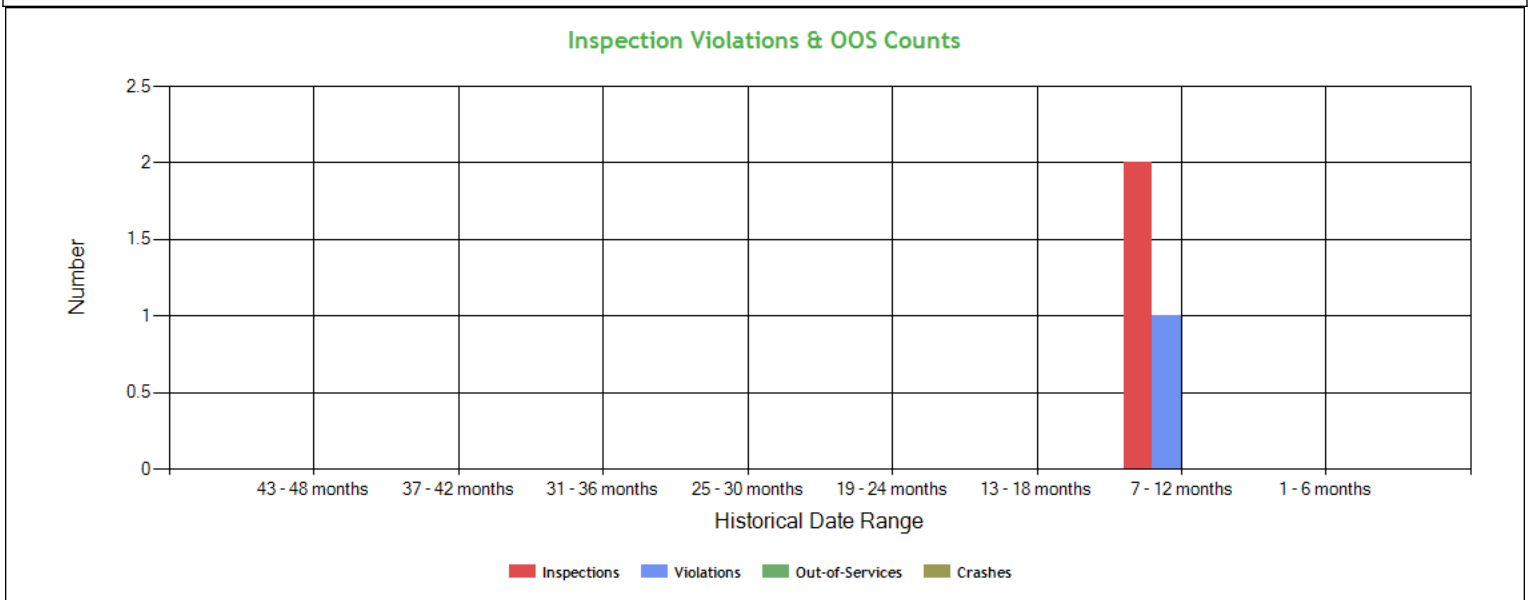
Violation Enforcement Chronology - Chart ToC



Violation Enforcement Chronology - Table ToC

	2021	2022	2023	2024	2025
Traffic Enforcement	0	0	0	0	0
Size/Weight Enforcement	0	0	0	2	0
HazMat Placard Required	0	0	0	0	0
Post Accident	0	0	0	0	0
Controlled Substance/Alcohol	0	0	0	0	0

Inspection Violations & OOS Counts - Chart ToC



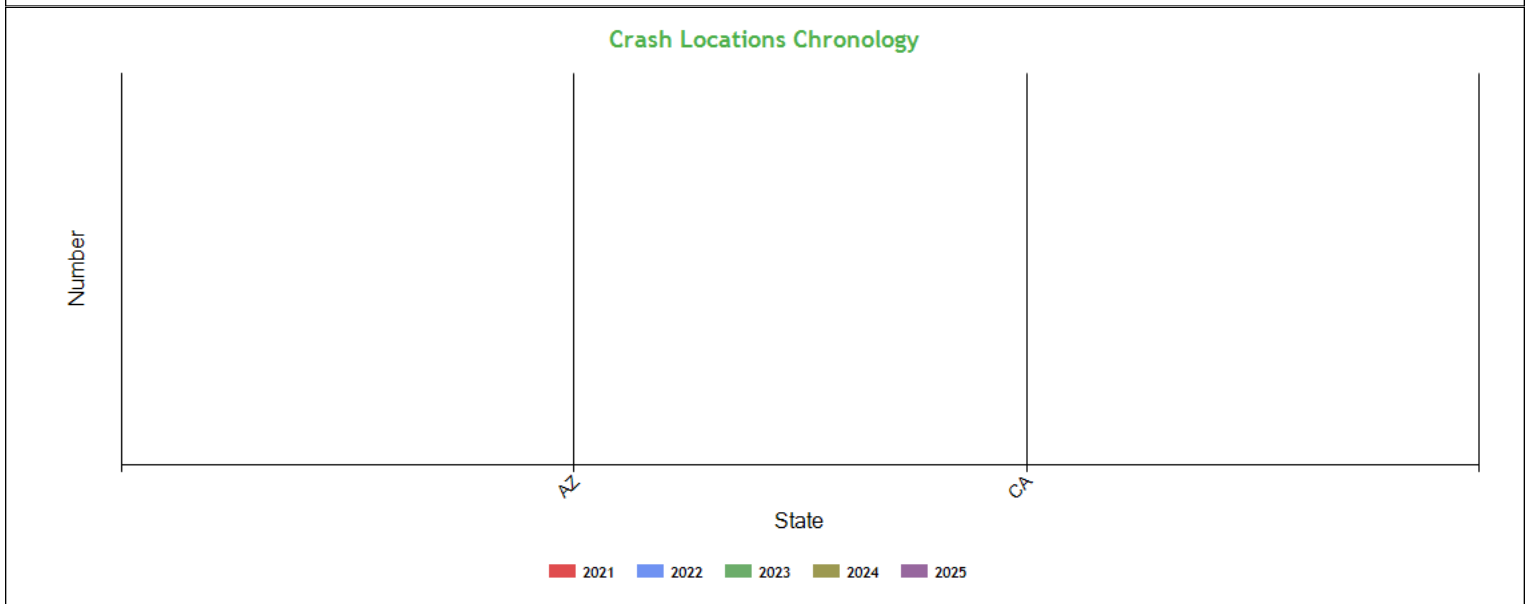
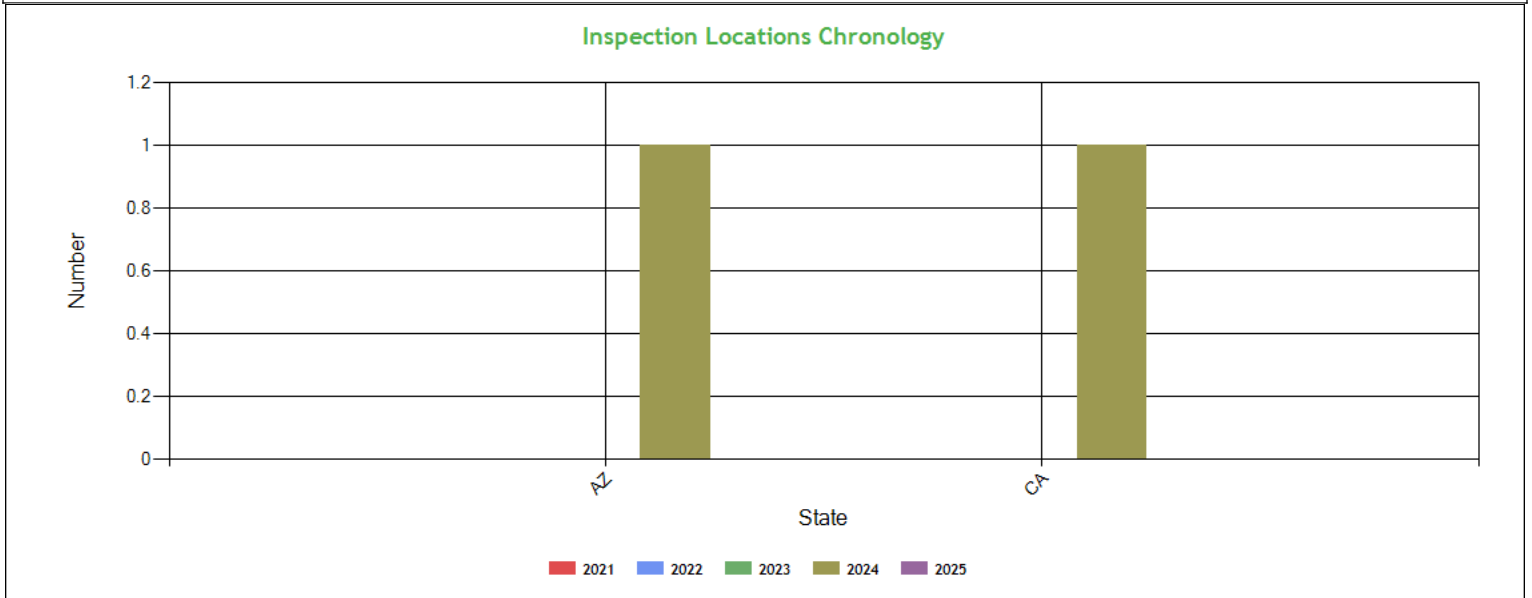


Inspection Violations & OOS Counts - Table ToC				
Date Range	Inspections	Violations	Out-of-Services	Crashes
TOTAL	2	1	0	0
1 - 6 months	0	0	0	0
7 - 12 months	2	1	0	0
13 - 18 months	0	0	0	0
19 - 24 months	0	0	0	0
25 - 30 months	0	0	0	0
31 - 36 months	0	0	0	0
37 - 42 months	0	0	0	0
43 - 48 months	0	0	0	0

Radius of Operation (based on Inspections and Crashes during the past 3 years) ToC								
	Total	Drive between 0 and 50 miles radius	Drive between 51 and 200 miles radius	Drive between 201 and 300 miles radius	Drive between 301 and 400 miles radius	Drive between 401 and 500 miles radius	Drive between 501 and 600 miles radius	Drive beyond 600 miles radius
Power Units (i.e. unique VINs)	1	0	0	0	0	0	0	1
Percent	100%	0%	0%	0%	0%	0%	0%	100%



Inspection & Crash Locations - Chart ToC



Inspection & Crash Locations - Table ToC

State	Inspections					Violations					Out-of-Services					Crashes				
	2021	2022	2023	2024	2025	2021	2022	2023	2024	2025	2021	2022	2023	2024	2025	2021	2022	2023	2024	2025
TOTAL	0	0	0	2	0	0	0	0	1	0	0	0	0	0	0	0	0	0	0	0
AZ	0	0	0	1	0	0	0	0	1	0	0	0	0	0	0	0	0	0	0	0
CA	0	0	0	1	0	0	0	0	0	0	0	0	0	0	0	0	0	0	0	0

Hot Spot Summary ToC

Year	Month	Level 5	Level 5 %	Level 4	Level 4 %	Level 3	Level 3 %	Level 2	Level 2 %	Level 1	Level 1 %	Level 0	Level 0 %	Levels 1 - 5	Levels 1 - 5 %
2024	June (Partial)	0	0.00%	0	0.00%	0	0.00%	0	0.00%	0	0.00%	1	50.00%	0	0.00%
2024	May	0	0.00%	0	0.00%	1	50.00%	0	0.00%	0	0.00%	0	0.00%	1	50.00%



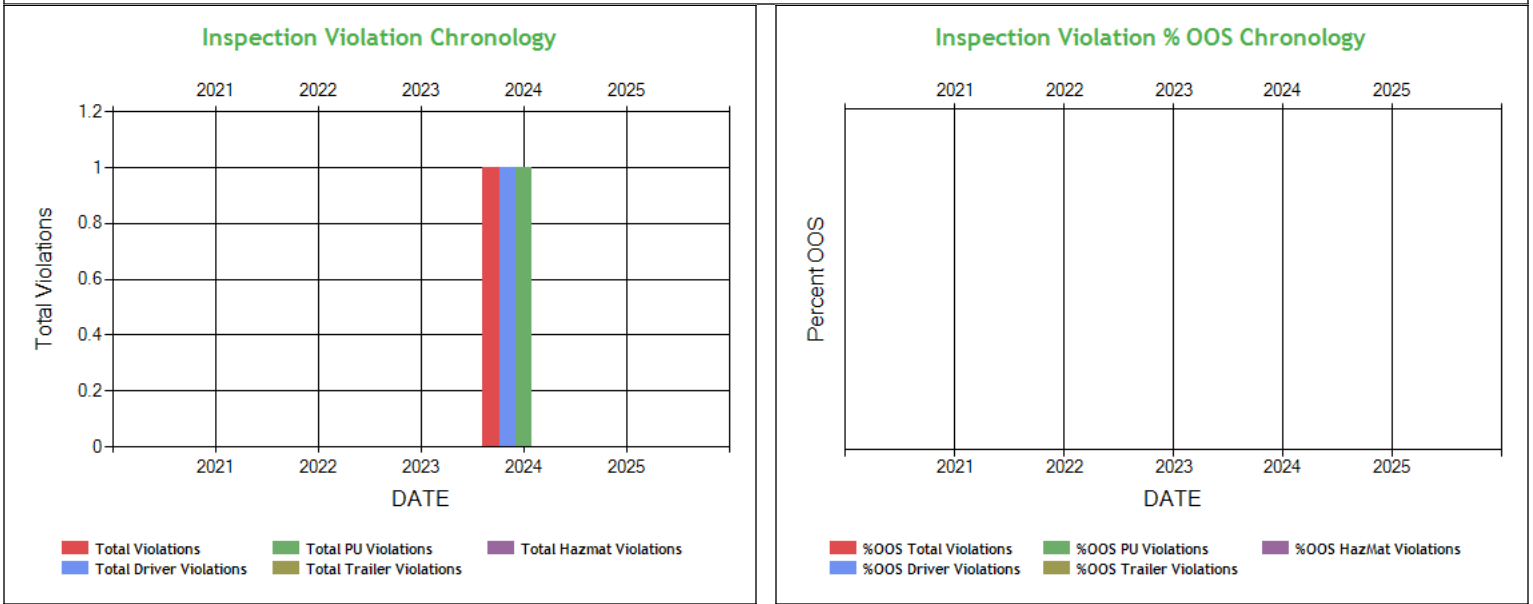
Totals	0	0.00%	0	0.00%	1	50.00%	0	0.00%	0	0.00%	1	50.00%	1	50.00%
---------------	---	-------	---	-------	---	--------	---	-------	---	-------	---	--------	---	--------

Hot Spot Analysis

State	County	Level	Count	Percentage
CA	Santa Clara	3	1	50.00%

Report generated using the last 12 full months of inspection data

Inspection Violation % OOS Chronology - Chart ToC

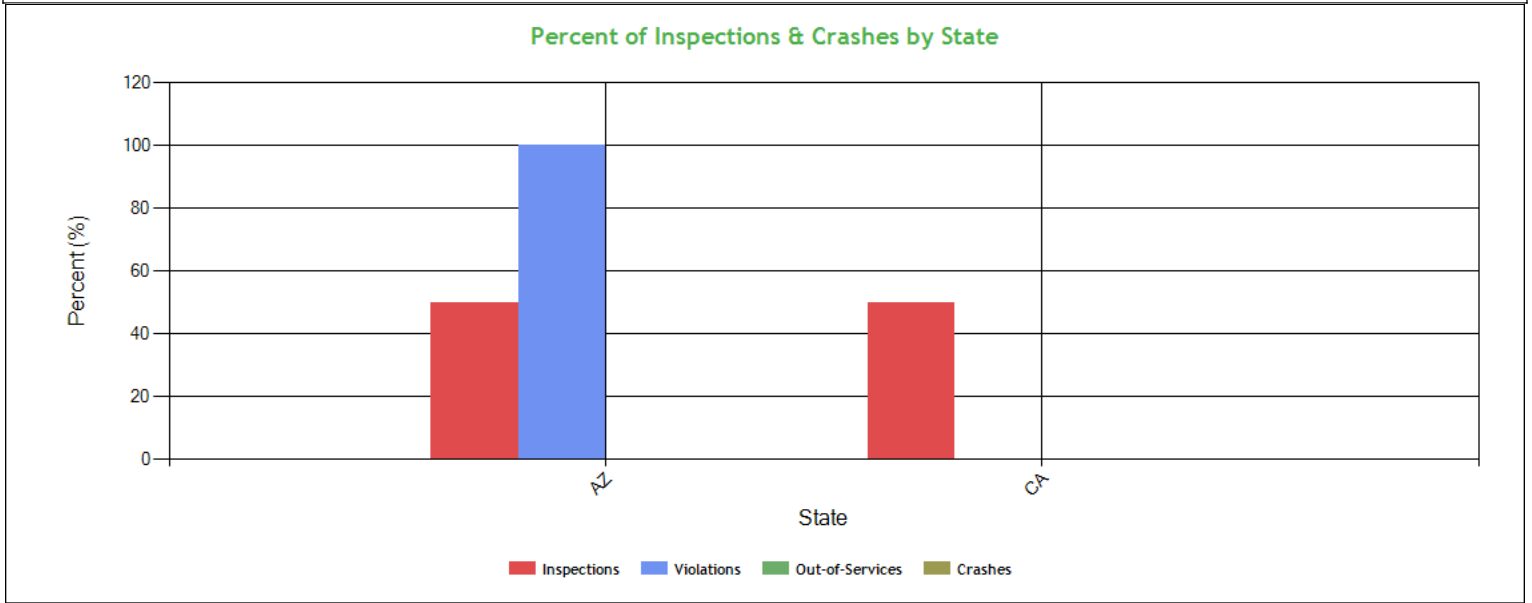


Inspection Violation % OOS Chronology - Table ToC

	2021	2022	2023	2024	2025
Total Violations	0	0	0	1	0
Total Out Of Services	0	0	0	0	0
%OOS Total Violations	0	0	0	0	0
Total Driver Violations	0	0	0	1	0
Total Driver Out Of Services	0	0	0	0	0
%OOS Driver Violations	0	0	0	0	0
Total PU Violations	0	0	0	1	0
Total PU Out Of Services	0	0	0	0	0
%OOS PU Violations	0	0	0	0	0
Total Trailer Violations	0	0	0	0	0
Total Trailer Out Of Services	0	0	0	0	0
%OOS Trailer Violations	0	0	0	0	0
Total Hazmat Violations	0	0	0	0	0
Total Hazmat Out Of Services	0	0	0	0	0
%OOS HazMat Violations	0	0	0	0	0



Percent of Insp & Crash by State - Chart ToC



Percent of Insp & Crash by State - Table (based on Inspection data from the last 4 years) ToC

State	Inspections		Violations		Out-of-Services		Crashes	
	Total	Percent	Total	Percent	Total	Percent	Total	Percent
	2	100	1	100	0	100	0	100
AZ	1	50	1	100	0	0	0	0
CA	1	50	0	0	0	0	0	0

VIN Insp Summary by State (based on inspection from the last 2 years) ToC

VIN	Insp	Viol Pts	Counts in each State			
			AZ		CA	
			Insp	Viol Pts	Insp	Viol Pts
TOTALS	4/6*	2/3**	1	3	1	0
3AKJHHR8MSMC0817	2	3	1	3	1	0
1JJV532B4LL174672	1	0	0	0	1	0

*<Total number of inspections for these 2 VIN(s)>/n<Total number of inspections for these 2 state(s)>

**<Total severity sum for these 2 VIN(s)>/n<Total severity sum for these 2 state(s)>

Violations By Unit Type ToC

of Violations: 1 Total Severity: 3 based on inspections in the last 2 years

Violation Unit: Driver	# of Violations: 1	Total Severity: 3	% of Total: 100%
Viol. Group: Misc Violations	# of Violations: 1	Total Severity: 3	% of Total: 100%
Violation	Number of Occurences	Viol. Severity	Total Severity
392.2SLLLR:STATE/LOCAL LAWS - LANE RESTRICTION VIOLATION.	1	3	3



Equipment Ownership ToC Equipment Ownership (based on MCS-150 dated 3/26/2024)					
	Trucks	Tractors	Trailers	Motor Coaches	Vans
Owned	0	1	1	0	0
Term Leased	0	0	0	0	0
Trip Leased	0	0	0	0	0
Total No.	0	1	1	0	0

Equipment Details Power Units ToC									
VIN	Latest Insp Date	Year	Make	Model	Body Class	Body Type	Axles	Len	Fuel Type
3AKJHHR8MS MC0817	06/14/2024	2021	FREIGHTLINER	New Cascadia 126" Sleepercab	Truck-Tractor	-	-	-	Diesel

Equipment Details Trailers									
VIN	Latest Insp Date	Year	Make	Model	Body Class	Body Type	Axles	Len	Fuel Type
1JJV532B4LL17 4672	06/14/2024	2020	WABASH NATIONAL	Refrigerated Van	Trailer	Van Trailer	2	53	-

Vehicle Age ToC				
Year	# Power Units	PU Percentage	# Trailers	Trailres Percentage
2021	1	100.00%	0	0.00%
2020	0	0.00%	1	100.00%

Based on 24 months of inspection data, see the live report for more options

States of Power Unit Registrations ToC		
State	AZ	CA
Number of Power Units	1	1

Equipment Acquisitions - Table ToC						
	Power Units inspected for 1st time in past 12 months	Power Units inspected for 1st time in past 24 months	Power Units inspected during entire date range	Trailers inspected for 1st time in past 12 months	Trailers inspected for 1st time in past 24 months	Trailers inspected during entire date range
Unique VINs	1	1	1	1	1	1
Unique License Plates	1	1	1	1	1	1
License Plate States	1	1	1	1	1	1

Driver Details ToC Driver Details (based on MCS-150 dated 3/26/2024)			
	Within 100 mi	Beyond 100 mi	TOTAL
# Drivers Interstate	0	1	1
# Drivers Intrastate	0	0	0
TOTAL	0	1	/

Avg. # Trip Lease Drivers/Mo: 0 # Drivers Grand Total: 1 # Drivers Commercially Licensed: 1



Shared VIN Summary [ToC](#)

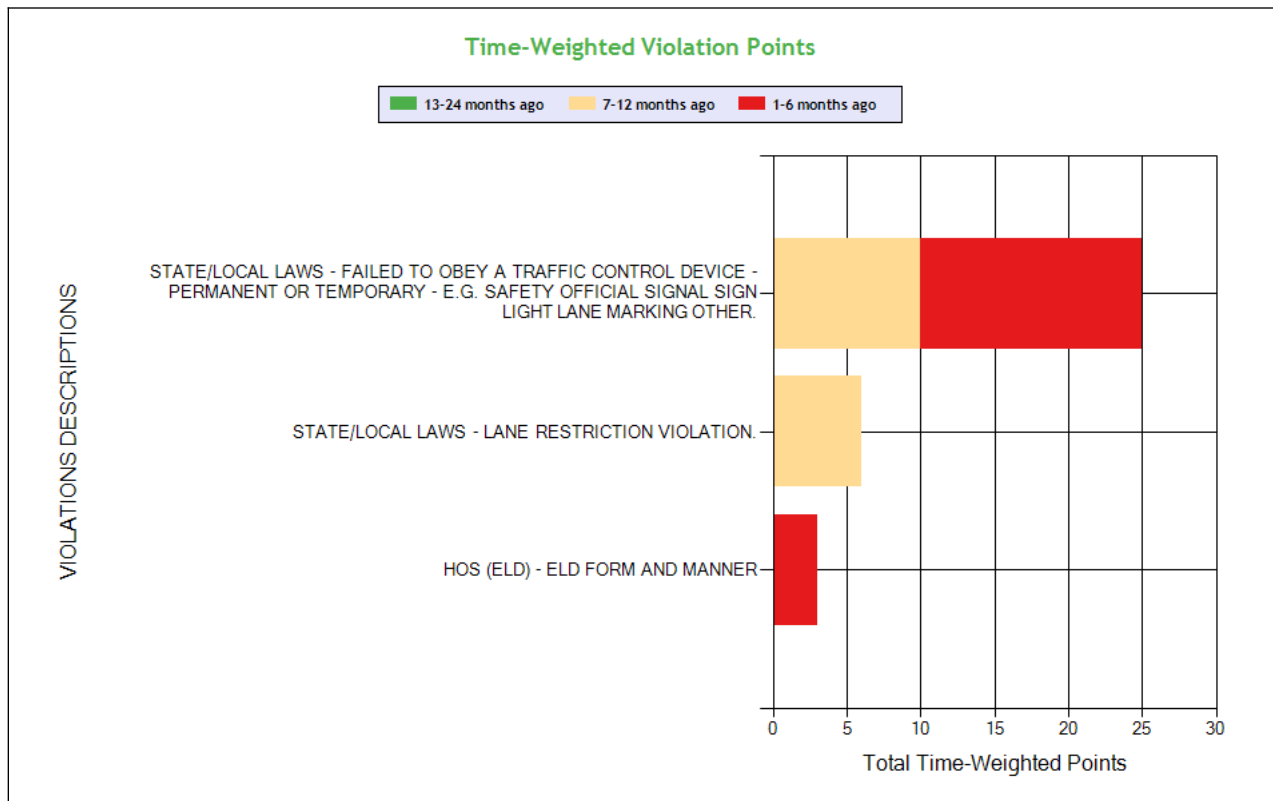
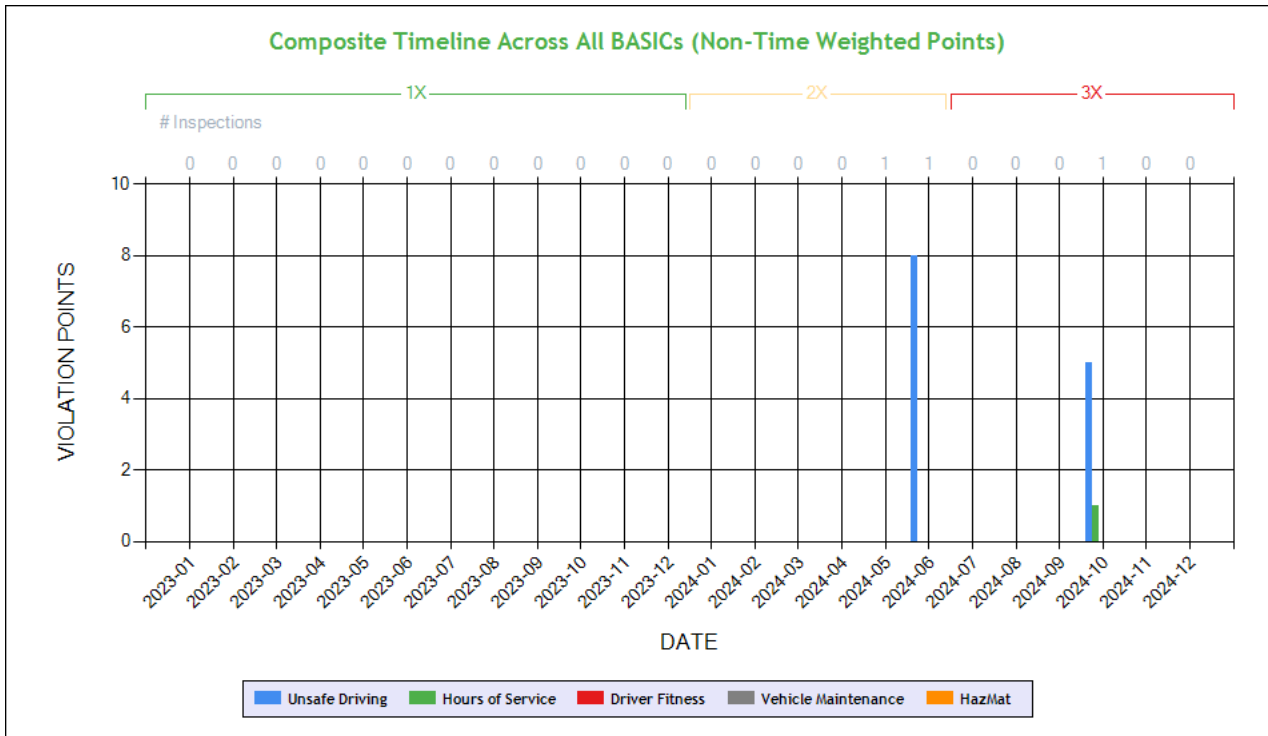
No Data

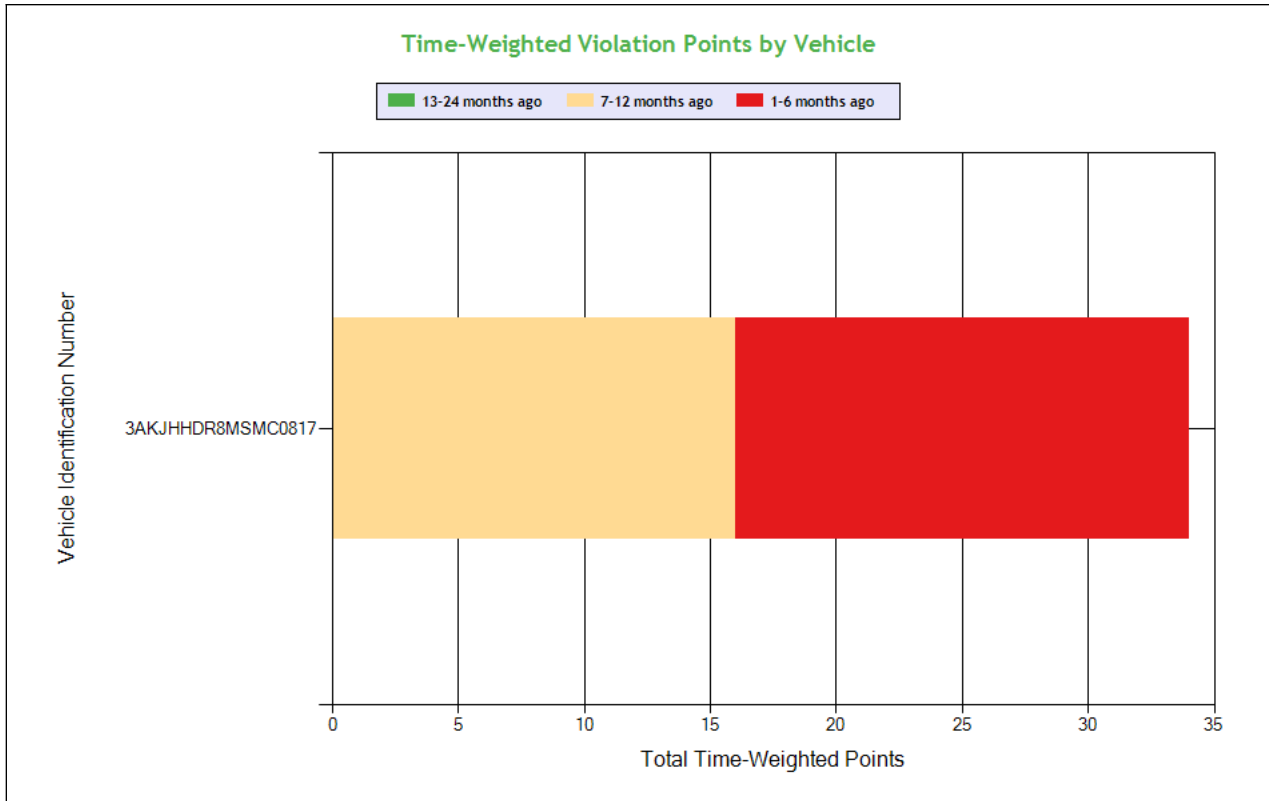
SHIPPERS DETAIL [ToC](#) based on Inspection results for the last 4 years

Shipper Name	Number of Inspections	Shipper Name	Number of Inspections
No Shipper listed	1	EMPTY	1



Carrier Underwriting Report Safety Summary ToC





See the Excel file for the complete analysis

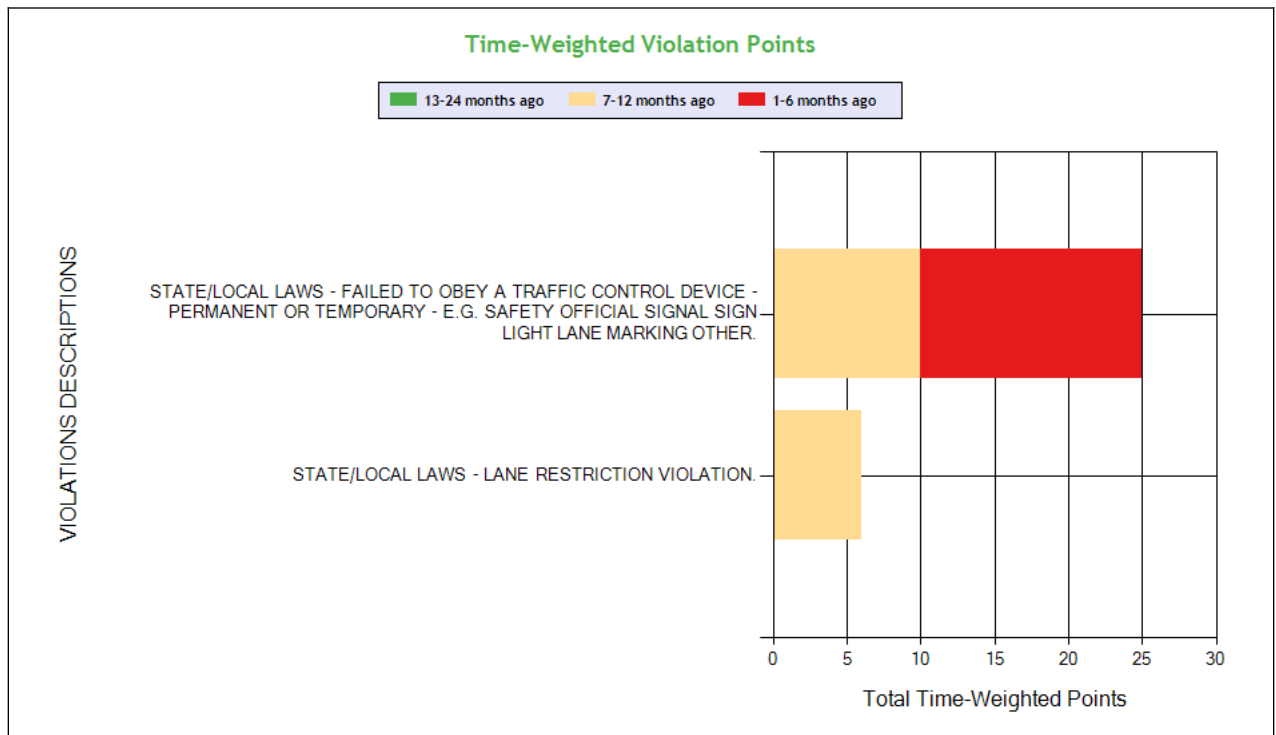
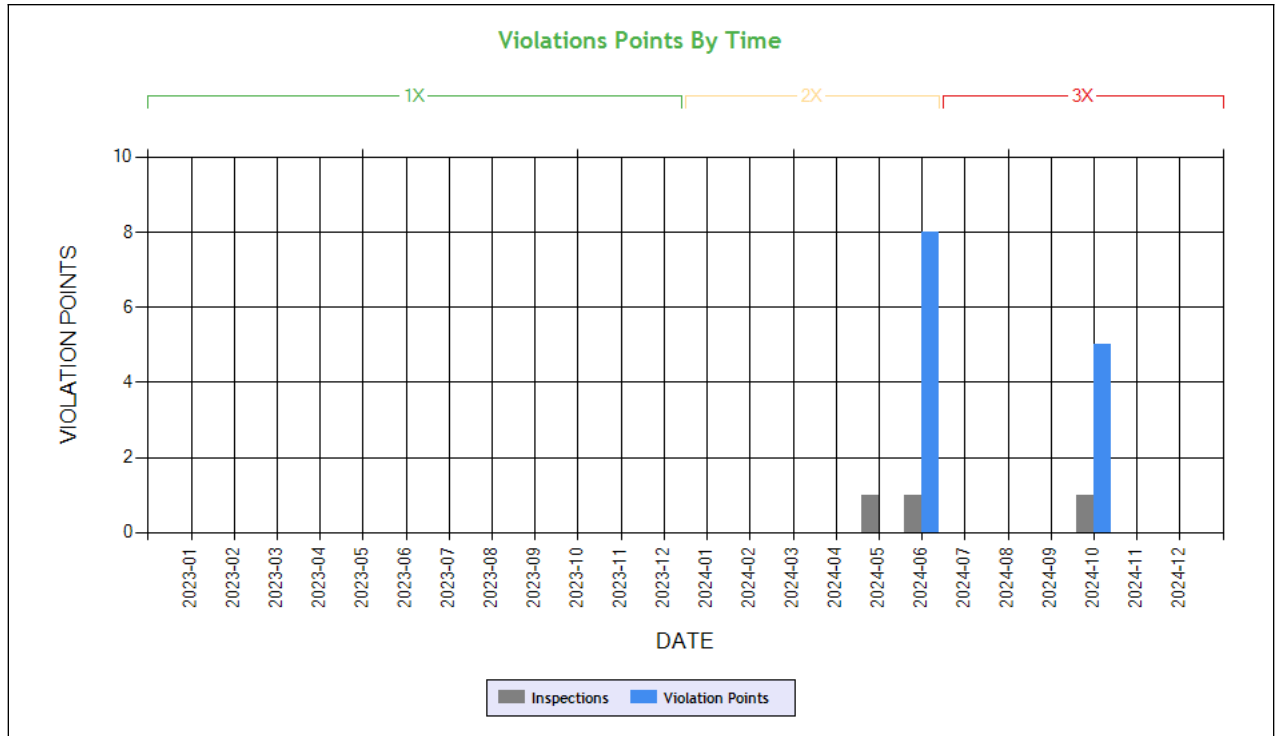
Violations is in (1-6/7-12/13-24mo)

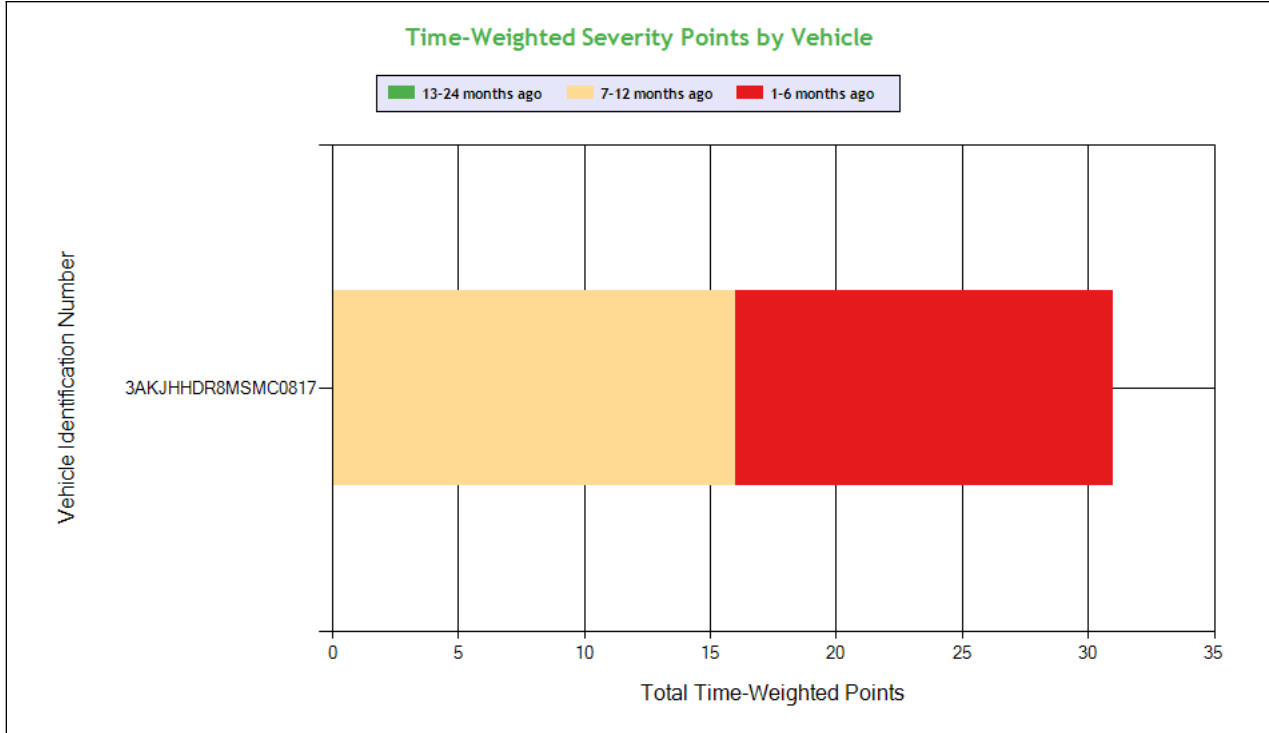
Shaded = Out Of Service Violation					
Violation Group			Dangerous Driving	Misc Violations	Other Log/Form & Manner
Violation Description	Total Time-weighted Points by VIN	% of Total Time-weighted Points by VIN	STATE/LOCAL LAWS - FAILED TO OBEY A TRAFFIC CONTROL DEVICE - PERMANENT OR TEMPORARY - E.G. SAFETY OFFICIAL SIGNAL SIGN LIGHT LANE MARKING OTHER.	STATE/LOCAL LAWS - LANE RESTRICTION VIOLATION.	HOS (ELD) - ELD FORM AND MANNER
Driver Resp			Yes	Yes	Yes
Total Time-weighted Points			25	6	3
% Total Time-Wt Pts			73.53	17.65	8.82
3AKJHHR8MSMC0817	34	100	25 (1/1/0)	6 (0/1/0)	3 (1/0/0)



SAFETY ANALYSIS ToC

Unsafe Driving



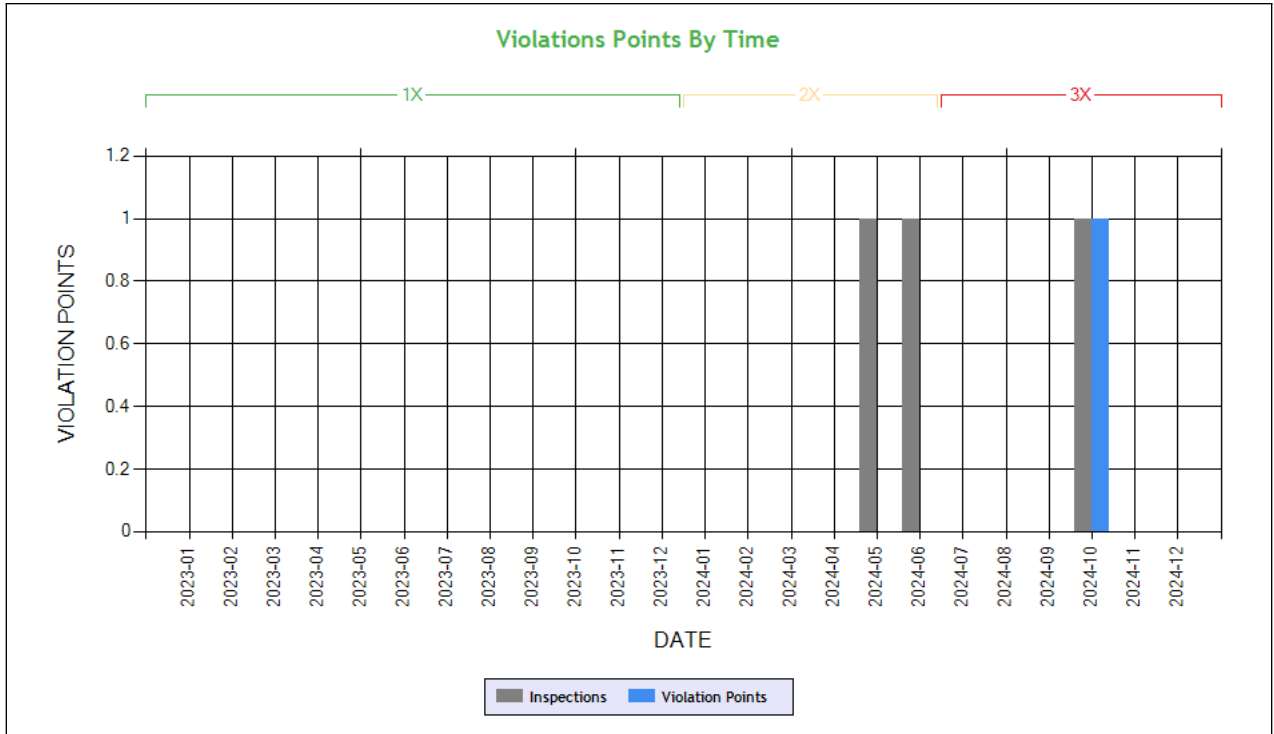


See the Excel file for the complete analysis

Violations is in (1-6/7-12/13-24mo)

Shaded = Out Of Service Violation				
Violation Group			Dangerous Driving	Misc Violations
Violation Description	Total Time-weighted Points by VIN	% of Total Time-weighted Points by VIN	STATE/LOCAL LAWS - FAILED TO OBEY A TRAFFIC CONTROL DEVICE - PERMANENT OR TEMPORARY - E.G. SAFETY OFFICIAL SIGNAL SIGN LIGHT LANE MARKING OTHER.	STATE/LOCAL LAWS - LANE RESTRICTION VIOLATION.
Driver Resp			Yes	Yes
Total Time-weighted Points			25	6
% Total Time-Wt Pts			80.65	19.35
3AKJHHR8MSMC0817	31	100	25 (1/1/0)	6 (0/1/0)

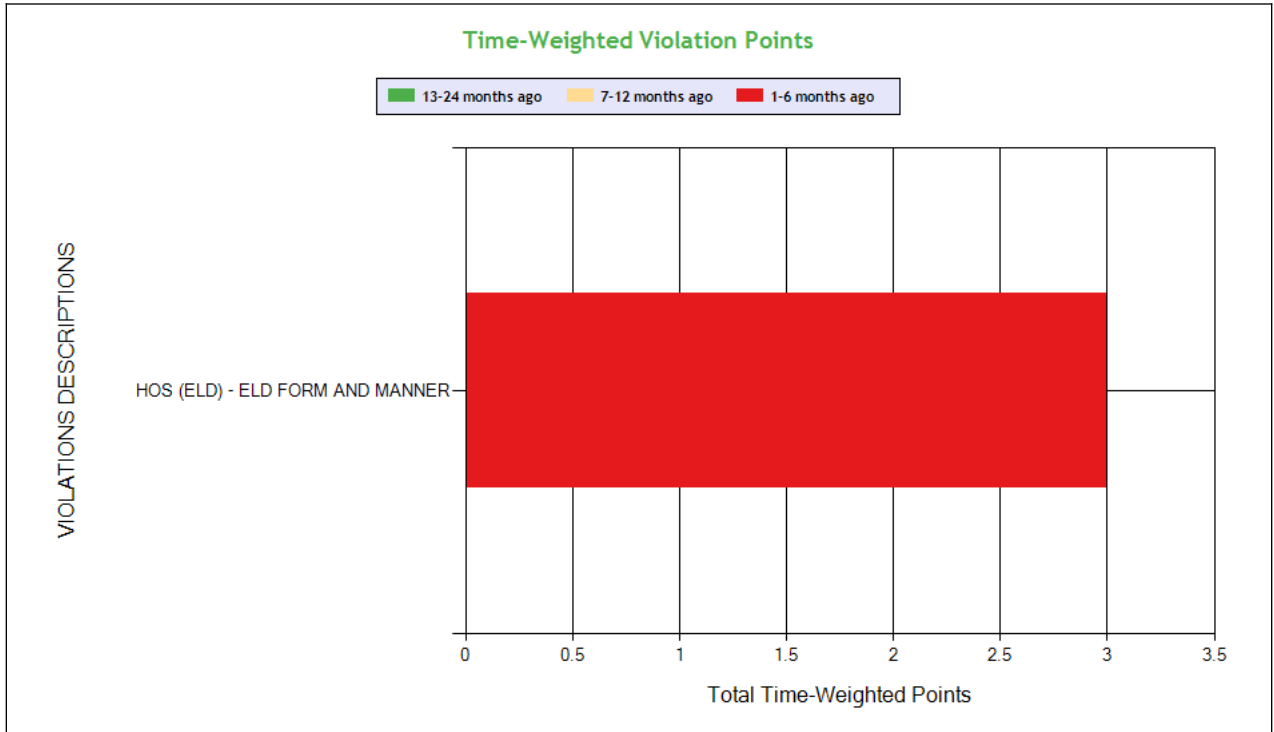
HOS Compliance



Carrier Software
 1-800-646-5152
 info@CarrierSoftware.com

CONFIDENTIAL - Intended for use by Amerigo Insurance Agency - Date: 1/8/2025

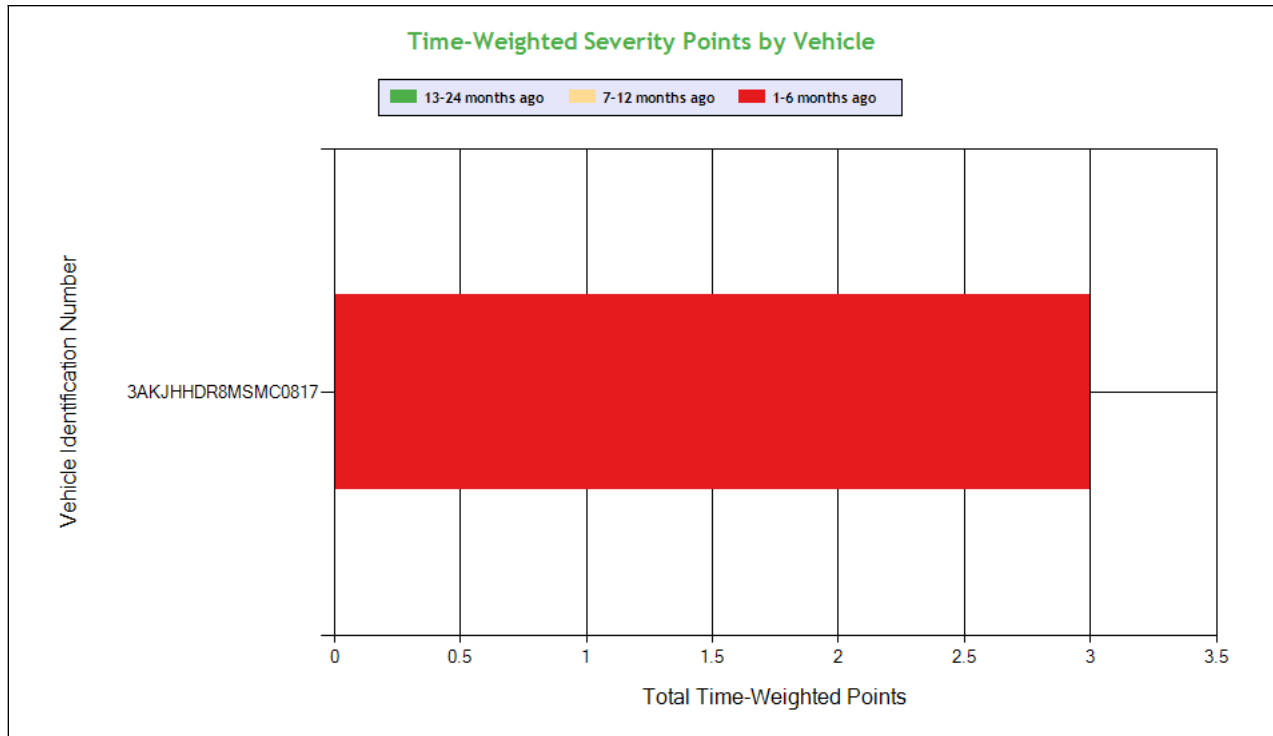
KV TRUCKLINE INC - DOT# 4178794 / MC1608534



See the Excel file for the complete analysis

Violations is in (1-6/7-12/13-24mo)

Shaded = Out Of Service Violation



Carrier Software
 1-800-646-5152
 info@CarrierSoftware.com

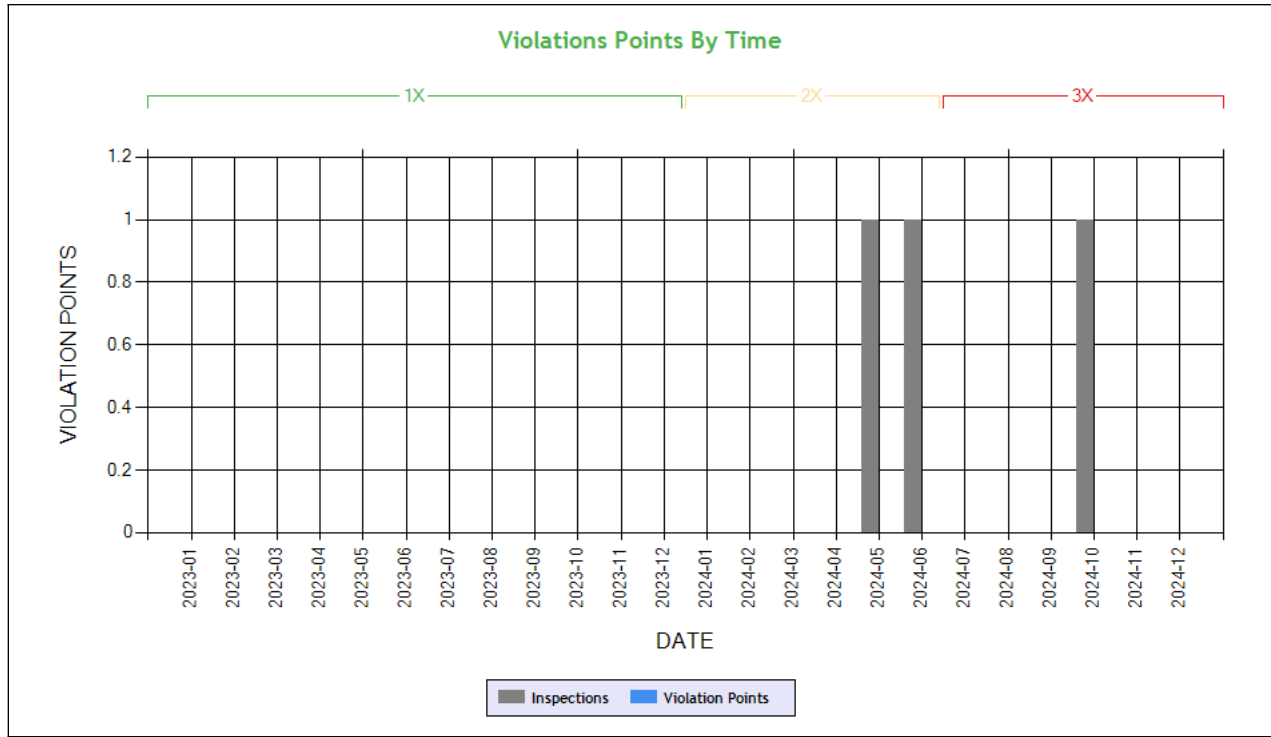
CONFIDENTIAL - Intended for use by Amerigo Insurance Agency - Date: 1/8/2025

KV TRUCKLINE INC - DOT# 4178794 / MC1608534

Violation Group			Other Log/Form & Manner
Violation Description	Total Time-weighted Points by VIN	% of Total Time-weighted Points by VIN	HOS (ELD) - ELD FORM AND MANNER
Driver Resp			Yes
Total Time-weighted Points			3
% Total Time-Wt Pts			100
3AKJHHR8MSMC0817	3	100	3 (1/0/0)



Driver Fitness



Time-Weighted Violation Points - no data available to draw a chart

Time-Weighted Severity Points by Vehicle - no data available to draw a chart

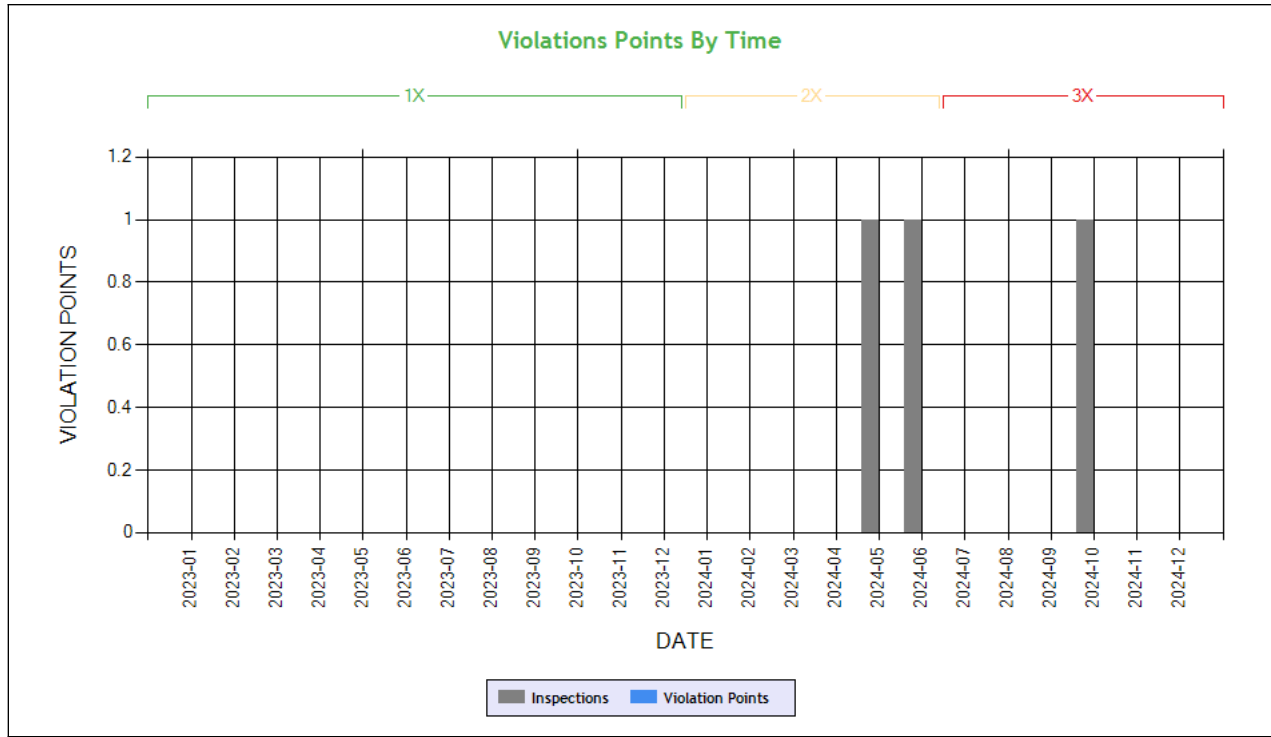
See the Excel file for the complete analysis

Violations is in (1-6/7-12/13-24mo)

Shaded = Out Of Service Violation		
Violation Group		
Violation Description	Total Time-weighted Points by VIN	% of Total Time-weighted Points by VIN
Driver Resp		
Total Time-weighted Points		
% Total Time-Wt Pts		



Vehicle Maintenance



Time-Weighted Violation Points - no data available to draw a chart

Time-Weighted Severity Points by Vehicle - no data available to draw a chart

See the Excel file for the complete analysis

Violations is in (1-6/7-12/13-24mo)

Shaded = Out Of Service Violation		
Violation Group		
Violation Description	Total Time-weighted Points by VIN	% of Total Time-weighted Points by VIN
Driver Resp		
Total Time-weighted Points		
% Total Time-Wt Pts		

COLOR CODED CRASH TABLE ToC

No crashes have been reported by the DOT on this Motor Carrier

INSPECTIONS WITH SHARED EQUIPMENT:

No Data



LEGEND
Vehicle Information
Inspection for DOT # being analyzed
Inspection for Different DOT #
Crash Information for specific VIN

INSPECTION DETAILS for ALL Inspections

PDF shows the first 100 Power Unit & Trailer VINs with most recent inspections using data from the last 4 years

POWER UNIT Inspections Section

VIN: 3AKJHHR8MSMC0817		Unit: Truck Tractor		Year: 2021	Make: FREIGHTLINER		
DOT No: 4178794		Docket No: MC1608534		Name: KV TRUCKLINE INC		Interstate: Yes	
Date	Unit License	Unit Lic State	Violation Unit	Violation Description	Severity	OOS	Citation
06/14/2024	ZP13328	CA	D	392.2SLLLR - STATE/LOCAL LAWS - LANE RESTRICTION VIOLATION.	3	No	
05/23/2024	ZP13328	CA	-	-	-	-	-
DOT No: 3706		Docket No: MC140665		Name: NEW PRIME INC		Interstate: Yes	
Date	Unit License	Unit Lic State	Violation Unit	Violation Description	Severity	OOS	Citation
06/05/2023	78KR1X	MO	D	392.2SLLS2 - State/Local Laws - Speeding 6-10 miles per hour over the speed limit	4	No	EI39650

TRAILER Inspections Section

VIN: 3AKJHHR8MSMC0817		Unit: Truck Tractor		Year: 2021	Make: FREIGHTLINER		
DOT No: 4178794		Docket No: MC1608534		Name: KV TRUCKLINE INC		Interstate: Yes	
Date	Unit License	Unit Lic State	Violation Unit	Violation Description	Severity	OOS	Citation
06/14/2024	ZP13328	CA	D	392.2SLLLR - STATE/LOCAL LAWS - LANE RESTRICTION VIOLATION.	3	No	
05/23/2024	ZP13328	CA	-	-	-	-	-
DOT No: 3706		Docket No: MC140665		Name: NEW PRIME INC		Interstate: Yes	
Date	Unit License	Unit Lic State	Violation Unit	Violation Description	Severity	OOS	Citation
06/05/2023	78KR1X	MO	D	392.2SLLS2 - State/Local Laws - Speeding 6-10 miles per hour over the speed limit	4	No	EI39650

Inspection Summary By Month (based on inspections from the last 4 years) [ToC](#)

Year-Month	Number of Inspections	Number of Power Units	Total Violations	Total OOS Inspections	Total Severity Points	Number of Crashes
2024-06	1	1	2	0	3	0
2024-05	1	1	0	0	0	0

Note: The most recent month's counts may not include all the inspections for that month.

VIN Inspection Violation Details [ToC](#)

of VINs: 1 # of Insp: 1 Severity Weight: 3 Avg. Weight/VIN: 3.0 (based on inspections in the last 4 years, showing top 50 VINs inspected most recently)



Carrier Software
 1-800-646-5152
 info@CarrierSoftware.com

CONFIDENTIAL - Intended for use by Amerigo Insurance Agency - Date: 1/8/2025

KV TRUCKLINE INC - DOT# 4178794 / MC1608534

VIN 3AKJHHR8MSMC0817		# of Inspections: 1		Total Severity: 3		Percentage of Total: 100.00%		Avg. Weight Per Inspection: 3.0	
Inspection Date	Inspection ID	Inspection State	Location Description	Total Severity	# of Violations	Shipper Name	Inspection Level	Post Accident	Out of Service
06/14/2024	81917716	AZ	SAN SIMON AZ	3	1	EMPTY	3	No	No
BASIC		Unit Type		Severity		Description		Out of Service	
Unsafe Driving		Truck Tractor		3		392.2SLLLR:STATE/LOCAL LAWS - LANE RESTRICTION VIOLATION.		No	

Inspection History ToC							
Inspection Date	Report Number	Report State	Plate Number	Plate State	Type	Severity Weight	Time Weight
06/14/2024	XE24760340	AZ	ZP13328	CA	Truck Tractor		2
3AKJHHR8MSMC0817 - Power Unit - Unsafe Driving Violation: 392.2SLLLR:STATE/LOCAL LAWS - LANE RESTRICTION VIOLATION.						3	
05/23/2024	NEAH003514	CA	ZP13328	CA	Truck Tractor		2
Only the first 20 inspections are shown. See the live report for more data.							