



## Table of Contents

1. Overview	2. BASIC Scores History
3. BASIC Measures	4. KPI: BASIC Measures by Cargo Group
5. Estimated ISS Score	6. Investigation Results
7. Penalties History	8. Acute Critical Violations
9. Red Flag Violation Details	10. DOT Registration Information
11. DOT MCS-150 History	12. Crash Summary
13. Inspection Summary	14. KPI: Inspection Viol OOS Rates by Cargo Group
15. FHWA Registration Information	16. FHWA Insurance Information
17. FHWA Authorities	18. Severe Violations
19. Violation Report	20. Violation Summary
21. Violation Enforcement Chronology	22. Inspection Violations & OOS Counts
23. Radius Of Operation	24. Inspection & Crash Locations
25. Cargo Hot Spots	26. Inspection Violations & OOS Chronology
27. Percent of Insp & Crash by State	28. VIN Insp Summary by State
29. Violations By Unit Type	30. Equipment Ownership
31. Equipment Details	32. Vehicle Age
33. States of Power Unit Registrations	34. Equipment Acquisitions
35. Driver Details	36. Shared VIN Summary
37. Shipper Table	38. Safety Summary
39. Safety Details	40. Crash Detail Color Coded
41. Inspections with Shared Equipment	42. Inspection Tabular Details
43. Inspection Summary By Month	44. VIN Inspection Violation Details
45. Inspection History	



**Business Address**

2768 W YOSEMITE AVE  
MANTECA, CA  
95337

**Contact Info**

(602)-563-4843  
AP AULAKH TRUCKING@GMAIL.COM

**FHWA Address**

2768 W YOSEMITE AVE  
MANTECA, CA, 95337  
Phone: (602)-563-4843

**Mailing Address**

2768 W YOSEMITE AVE  
MANTECA, CA  
95337

**Overview ToC**

**Operating Status:** AUTHORIZED FOR Property  
One other company viewed this DOT in the past two months  
**Crash/PU ratio:** 0.0%  
**Clean Inspection ratio:** 25.0%

**Estimated BASIC Scores (as of 11/29/2024)**

	Unsafe Driving	Hours of Service	Driver Fitness	Controlled Sub. and Alcohol	Vehicle Maintenance	HM Compliance	Crash
<b>Relative Scores</b>	0% ⬆	0% ⬇	0% ○	0% ○	0% ⊖	0% ○	0% ○
<b>Alert Status</b>	No	No	No	No	No	No	No



**Estimated Inspection Selection System (ISS) Score: 2**  
**Category: Pass**

**BASIC Scores History - Unsafe Driving ToC**

There are no Scores for this BASIC

**BASIC Scores History - Hours of Service ToC**

There are no Scores for this BASIC

**BASIC Scores History - Driver Fitness ToC**

There are no Scores for this BASIC

**BASIC Scores History - Controlled Substance ToC**

There are no Scores for this BASIC



**BASIC Scores History - Vehicle Maintenance ToC**

There are no Scores for this BASIC

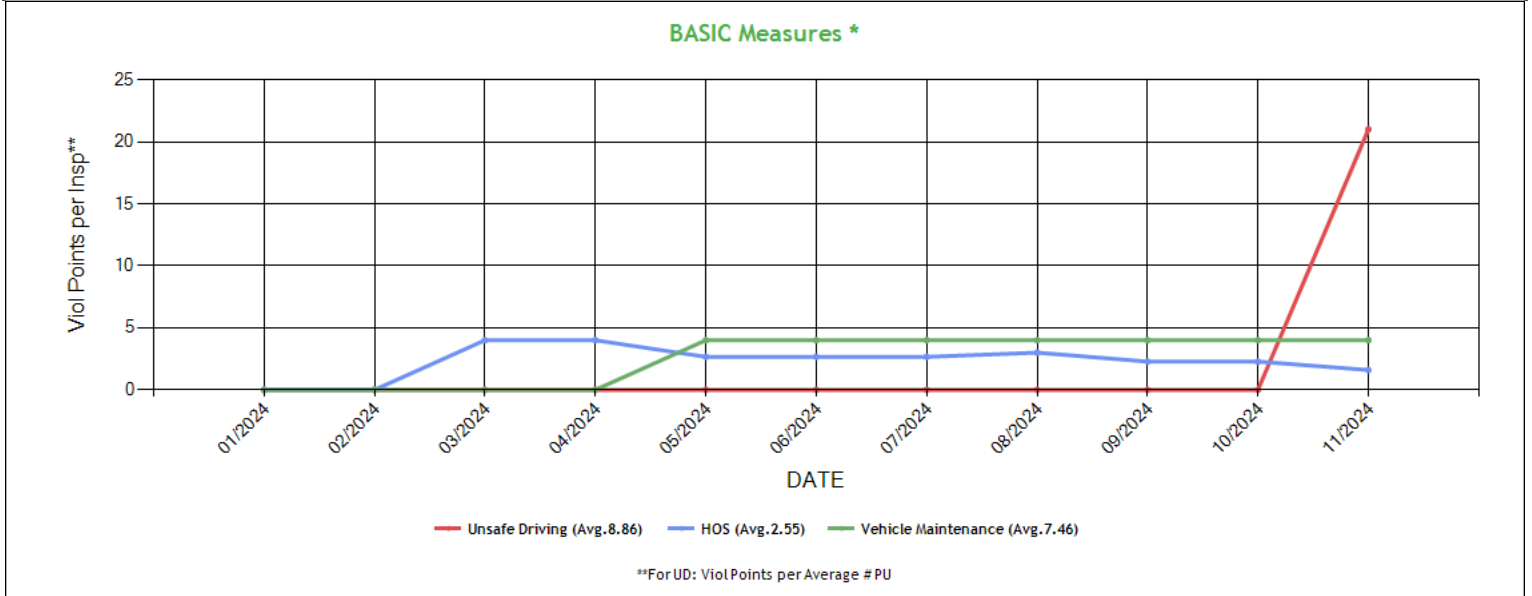
**BASIC Scores History - Crash ToC**

There are no Scores for this BASIC

**BASIC Scores History - Hazmat ToC**

There are no Scores for this BASIC

**BASIC Measures: Violation Points per Inspection Trends ToC**



\* BASIC Measures are the absolute SMS scores that are compared within each Safety Event Group to determine the BASIC Score percentiles. Averages based on fleets with 1-5 power units.



### BASIC Measures \* - Table [ToC](#)

UD-Unsafe Driving, HOS-Hours of Service, DF-Driver Fitness, CS-Controlled Substances, VM-Vehicle Maintenance

Date	UD Measure	UD AC	UD with Viol	HOS Measure	HOS AC	HOS with Viol	DF Measure	DF AC	DF with Viol	CS Measure	CS AC	CS with Viol	VM Measure	VM AC	VM with Viol
11/2024	21.00	N	1	1.60	N	1	0.00	N	0	0.00	N	0	4.00	N	1
10/2024	0.00	N	0	2.28	N	1	0.00	N	0	0.00	N	0	4.00	N	1
09/2024	0.00	N	0	2.28	N	1	0.00	N	0	0.00	N	0	4.00	N	1
08/2024	0.00	N	0	3.00	N	1	0.00	N	0	0.00	N	0	4.00	N	1
07/2024	0.00	N	0	2.66	N	1	0.00	N	0	0.00	N	0	4.00	N	1
06/2024	0.00	N	0	2.66	N	1	0.00	N	0	0.00	N	0	4.00	N	1
05/2024	0.00	N	0	2.66	N	1	0.00	N	0	0.00	N	0	4.00	N	1
04/2024	0.00	N	0	4.00	N	1	0.00	N	0	0.00	N	0	0.00	N	0
03/2024	0.00	N	0	4.00	N	1	0.00	N	0	0.00	N	0	0.00	N	0
02/2024	0.00	N	0	0.00	N	0	0.00	N	0	0.00	N	0	0.00	N	0
01/2024	0.00	N	0	0.00	N	0	0.00	N	0	0.00	N	0	0.00	N	0

\* BASIC Measures are the absolute SMS scores that are compared within each Safety Event Group to determine the BASIC Score percentiles.

### KPI: BASIC Measures by Fleet Size and Cargo Group [ToC](#)

Fleet Size: 1-5 PUs

Cargo Group (Companies)	Unsafe Driving		Hours of Service		Driver Fitness		Controlled Substance		Vehicle Maintenance		HM Compliance		Crash	
	Avg.	Comp. to Avg.	Avg.	Comp. to Avg.	Avg.	Comp. to Avg.	Avg.	Comp. to Avg.	Avg.	Comp. to Avg.	Avg.	Comp. to Avg.	Avg.	Comp. to Avg.
General Freight (488244)	0.79	Worse	0.24	Worse	0.20	Better	0.02	Better	1.90	Worse	0.01	Better	0.06	Better
AP AULAKH TRUCKING INC	21.00		1.60		0.00		0.00		4.00		0.00		0.00	

Estimated ISS Score: **2 Pass** [ToC](#) [About the Inspection Selection System](#)

### Estimated ISS Score History - Table [ToC](#)

Date	Estimated ISS Score	Recommendation	Algorithm
11/29/2024	2	Pass	Safety Algorithm
10/25/2024	2	Pass	Safety Algorithm
09/27/2024	2	Pass	Safety Algorithm
08/30/2024	3	Pass	Safety Algorithm
07/26/2024	3	Pass	Safety Algorithm
06/28/2024	3	Pass	Safety Algorithm
05/31/2024	3	Pass	Safety Algorithm
04/26/2024	72	Optional Inspect	Insufficient Data Algorithm
03/29/2024	72	Optional Inspect	Insufficient Data Algorithm
02/23/2024	63	Optional Inspect	Insufficient Data Algorithm
01/26/2024	63	Optional Inspect	Insufficient Data Algorithm

### Investigation Results [ToC](#)

No Investigations reported on FMCSA website

### Penalties History [ToC](#)

There is a problem with the Penalties data on FMCSA website.



**Acute Critical Violations (Based on Investigations as per CSA Methodology Appendix A) [ToC](#)**

No Data

No red flag violations in the last 24 months

DOT Registration Information: The following information on this specific DOT # is from the Federal DOT (as of Operating Authority)					
DOT Registration: 01/19/2024		Total Power Units: 1		Total Trucks: 1	
				Total Trailers: 0	
				Total Passenger Vehicles: 0	
Status	Entity Type	Organization Type	Nation	Total Cars	Drivers / CDL Drivers
A	C	-	US	0	2 / 2
MCS-150 Date	Op Codes	Shipper Op Codes	Shipper HazMat Op Codes	Latest Review Type	Latest Review Document Number(Date)
01/19/2024	A				- (01/01/1900)
MCS-150 Mileage (Year)	Record Update Date	Transports Hazmats	DOT Census Date	Recordable Accident Rate	Preventable Accident Rate
0 (*)	01/19/2024	N	01/19/2024	0%	0%
MCS-151 Mileage	Safety Rating (Date)	SEA Accident	SEA Driver	SEA Vehicle	SEA Management
0	None (None)	0%	0%	0%	0%
Classification Codes		Cargo Carried (per MCS-150)			
Authorized-For-Hire		General Freight			

**DOT MCS-150 History [ToC](#)** (as of - DOT census)

No Data for DOT MCS-150 History

**Crash Summary Chart [ToC](#)**Crashes Summary - Chart (based on all available crash data)

No Data

Crashes Summary - Table (based on all available crash data) <a href="#">ToC</a>										
	TOTAL	Last 6 months	7-12 months	13-18 months	19-24 months	25-30 months	30-36 months	37-41 months	42-48 months	Over 49 months
Total Reportable	0	0	0	0	0	0	0	0	0	0
Fatalities	0	0	0	0	0	0	0	0	0	0
Injuries	0	0	0	0	0	0	0	0	0	0
Tow Away	0	0	0	0	0	0	0	0	0	0
With Citations	0	0	0	0	0	0	0	0	0	0
Federal Recordable	0	0	0	0	0	0	0	0	0	0
Preventable	0	0	0	0	0	0	0	0	0	0
Crash per Pwr Unit	-	0.0%	0.0%	0.0%	0.0%	0.0%	0.0%	0.0%	0.0%	-



### Inspection Summary **ToC**

The following inspection information is based on results for 24 months prior to: 01/04/2025. Please note that the total inspections number is not necessarily the total of the vehicle, driver and hazmat inspections, as one inspection may have included any combination of the below inspections.

Overall	Vehicle	Driver	Hazmat
(Please note that the total inspections number is not necessarily the total of the vehicle, driver and hazmat inspections, as one inspection may have included any combination of the below inspections)  Total Inspections: 5 Total Out of Service: 0  Out of Service: 0% National Average: 21.23% Difference: -21.23%	Total Inspections: 2 Total Out of Service: 0  Out of Service: 0.00% National Average: 25.12% Difference: -25.12%	Total Inspections: 5 Total Out of Service: 0  Out of Service: 0.00% National Average: 6.83% Difference: -6.83%	Total Inspections: 0 Total Out of Service: 0  Out of Service: 0.00% National Average: 3.06% Difference: -3.06%

### KPI: Inspection Viol OOS Rates by Cargo Group **ToC**

Cargo Group	OVERALL		VEHICLE		DRIVER		HAZMAT	
	Average	Compared to Average	Average	Compared to Average	Average	Compared to Average	Average	Compared to Average
General Freight	28.78%	Better	24.99%	Better	12.65%	Better	0.22%	Better
AP AULAKH TRUCKING INC	0%		0%		0%		0%	

### FHWA Registration Information: The following data on this Motor Carrier is from the Federal Hwy Administration (as of 11/20/2024)

Docket Number	DOT Number	Company Name	DBA Name	Address	City	State	Country	ZIP Code
MC1610470	4182304	AP AULAKH TRUCKING INC		2768 W YOSEMITE AVE	MANTECA	CA	US	95337
Phone Number	Fax Number	Mail Address	Mail City	Mail State	Mail Contry	Mail ZIP Code	Mail Phone Number	Mail Fax Number
(602)-563-4843								
Date of Last Change	Freight	Passenger	Household Goods	Active Authority	Pending Authority	Revocation Pending Authority		
11/20/2024	Y	N	N	/ Common /	/	/		

### Insurance Required (as of 11/20/2024) **ToC**

Docket Number	Insurance Type	Insurance Required	Insurance on File
MC1610470	BIPD	\$750k	\$750k
MC1610470	Cargo	No	No
MC1610470	Bond	No	No

### Active / Pending Insurance (as of 11/20/2024)

Docket Number	Form	Type	Insurance Carrier	Policy/Surety	Coverage From	Coverage To	Required	On File	Effective Date	Cancel Date
MC1610470	91X	BIPD/Primary	KNIGHT SPECIALTY INSURANCE COMPANY	TIECA002663-00	\$0k	\$750k	\$750k	\$750k	01/31/2024	01/31/2025

### Insurance History (as of 11/20/2024)

No Data for Insurance History (as of 11/20/2024)



FHWA Authorities (as of 11/20/2024) <a href="#">ToC</a>								
Docket#	L&I Name	Active Authority	Inactive Authority	Pending Authority	Revocation Pending Authority	Freight	Passenger	Household Goods
MC1610470	AP AULAKH TRUCKING INC	Common /				Yes	No	No

Authority History (as of 11/20/2024)				
Docket Number	Sub	Auth Type	Original Action	Disposition
MC1610470		COMMON	GRANTED 2/9/2024 12:00:00 AM	

Severe Violations (i.e. those with >= 8 points) - Chart <a href="#">ToC</a>	
No Data	

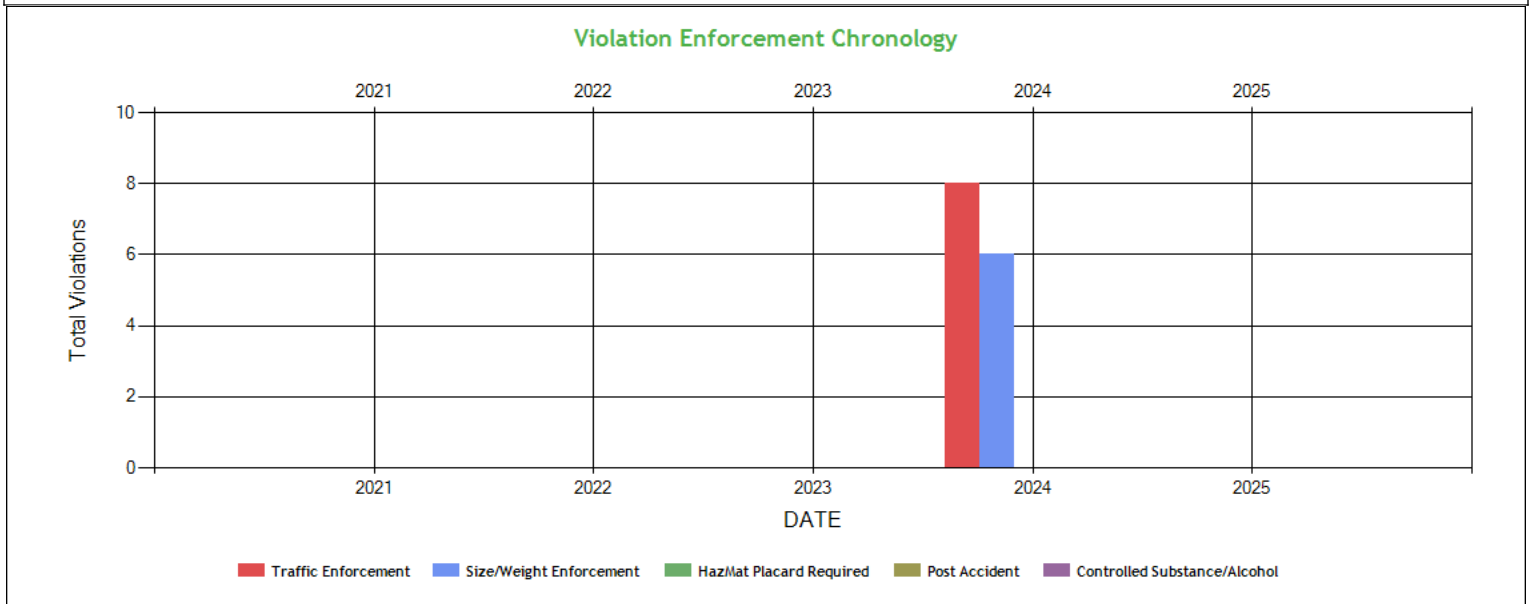
Severe Violations (i.e. those with >= 8 points) - Table	
No Data	

Violation Report <a href="#">ToC</a>						
Inspection Date	Inspection State	BASIC	Violation Description	OOS	VIN	Severity Points
10/31/2024	AR	Unsafe Driving	392.2SLLS3 - State/Local Laws - Speeding 11-14 miles per hour over the speed limit	No	3AKJHHDR5LSLL1225	7
05/29/2024	OK	Vehicle Maintenance	396.17C - Operating a CMV without proof of a periodic inspection	No	3H3V532K1PJ091041	4
03/09/2024	CA	Vehicle Maintenance	393.60EWS - Windshield - Obstructed	No	3AKJHHDR5LSLL1225	1
03/09/2024	CA	Hours-Of-Service	395.8E - False report of drivers record of duty status	No	3AKJHHDR5LSLL1225	7
03/09/2024	CA	Hours-Of-Service	395.22G - Portable ELD not mounted in a fixed position and visible to driver	No	3AKJHHDR5LSLL1225	1
No filters were applied when generating this report, see the live report for more options.						

Violation Summary <a href="#">ToC</a>						
BASIC	Violation Group	Code	Description	# of Violations	# of OOS Violations	Severity Points
Hours-Of-Service (HOS) Compliance	False Log	395.8E	False report of drivers record of duty status	1	0	7
Unsafe Driving	Speeding 3	392.2SLLS3	State/Local Laws - Speeding 11-14 miles per hour over the speed limit	1	0	7
Vehicle Maintenance	Inspection Reports	396.17C	Operating a CMV without proof of a periodic inspection	1	0	4
Vehicle Maintenance	Windshield/ Glass/ Markings	393.60EWS	Windshield - Obstructed	1	0	1
Hours-Of-Service (HOS) Compliance		395.22G	Portable ELD not mounted in a fixed position and visible to driver	1	0	1
No filters were applied when generating this report, see the live report for more options.						



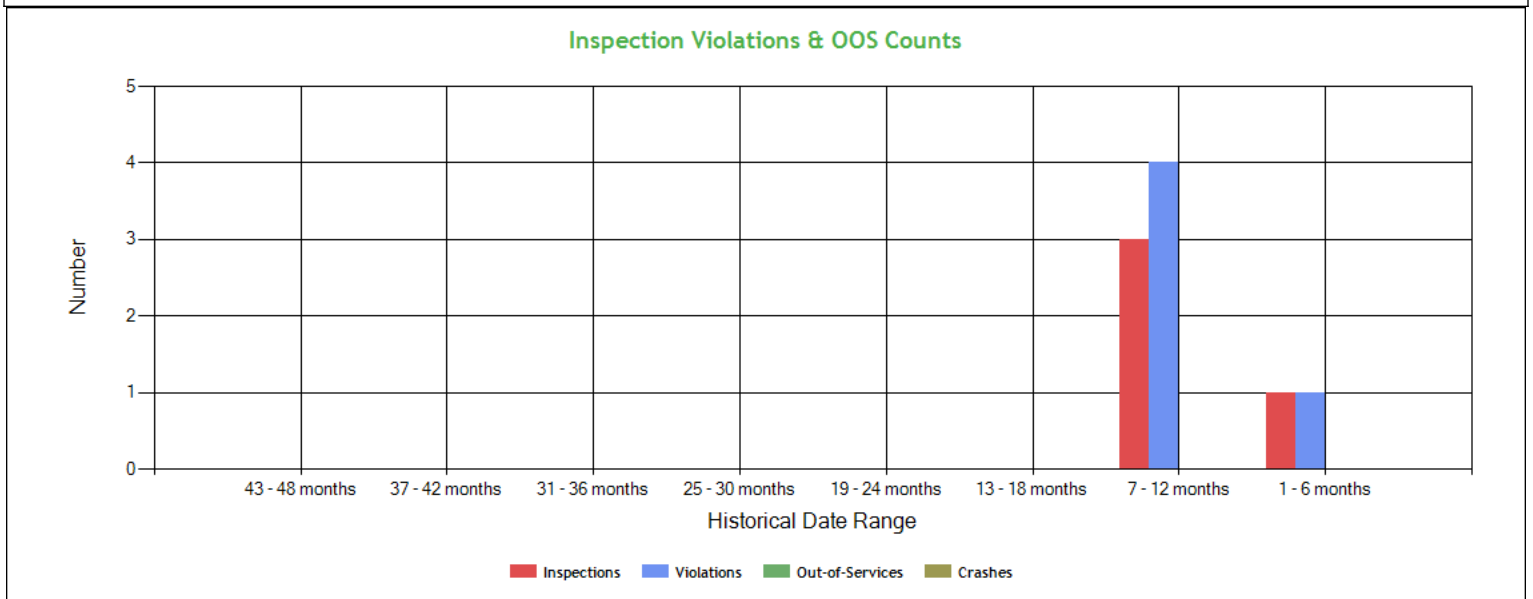
**Violation Enforcement Chronology - Chart ToC**



**Violation Enforcement Chronology - Table ToC**

	2021	2022	2023	2024	2025
Traffic Enforcement	0	0	0	8	0
Size/Weight Enforcement	0	0	0	6	0
HazMat Placard Required	0	0	0	0	0
Post Accident	0	0	0	0	0
Controlled Substance/Alcohol	0	0	0	0	0

**Inspection Violations & OOS Counts - Chart ToC**





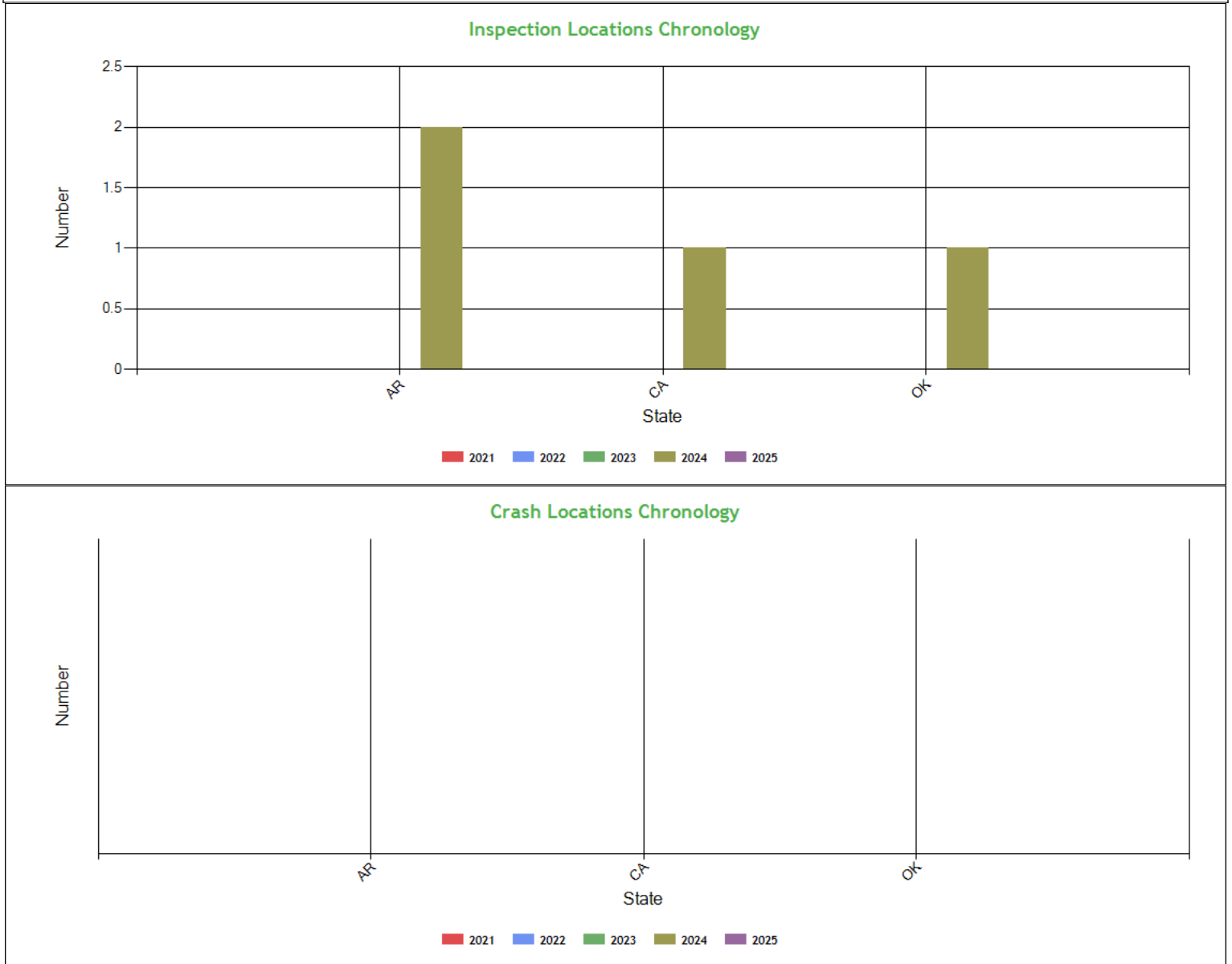


Inspection Violations & OOS Counts - Table <b>ToC</b>				
Date Range	Inspections	Violations	Out-of-Services	Crashes
<b>TOTAL</b>	4	5	0	0
<b>1 - 6 months</b>	1	1	0	0
<b>7 - 12 months</b>	3	4	0	0
<b>13 - 18 months</b>	0	0	0	0
<b>19 - 24 months</b>	0	0	0	0
<b>25 - 30 months</b>	0	0	0	0
<b>31 - 36 months</b>	0	0	0	0
<b>37 - 42 months</b>	0	0	0	0
<b>43 - 48 months</b>	0	0	0	0

Radius of Operation (based on Inspections and Crashes during the past 3 years) <b>ToC</b>								
	Total	Drive between 0 and 50 miles radius	Drive between 51 and 200 miles radius	Drive between 201 and 300 miles radius	Drive between 301 and 400 miles radius	Drive between 401 and 500 miles radius	Drive between 501 and 600 miles radius	Drive beyond 600 miles radius
<b>Power Units (i.e. unique VINs)</b>	2	0	0	0	0	0	0	2
<b>Percent</b>	100%	0%	0%	0%	0%	0%	0%	100%



### Inspection & Crash Locations - Chart ToC



### Inspection & Crash Locations - Table ToC

State	Inspections					Violations					Out-of-Services					Crashes				
	2021	2022	2023	2024	2025	2021	2022	2023	2024	2025	2021	2022	2023	2024	2025	2021	2022	2023	2024	2025
TOTAL	0	0	0	4	0	0	0	0	5	0	0	0	0	0	0	0	0	0	0	0
AR	0	0	0	2	0	0	0	0	1	0	0	0	0	0	0	0	0	0	0	0
CA	0	0	0	1	0	0	0	0	3	0	0	0	0	0	0	0	0	0	0	0
OK	0	0	0	1	0	0	0	0	1	0	0	0	0	0	0	0	0	0	0	0

### Hot Spot Summary ToC

Year	Month	Level 5	Level 5 %	Level 4	Level 4 %	Level 3	Level 3 %	Level 2	Level 2 %	Level 1	Level 1 %	Level 0	Level 0 %	Levels 1 - 5	Levels 1 - 5 %
2024	October (Partial)	0	0.00%	0	0.00%	1	25.00%	0	0.00%	0	0.00%	0	0.00%	1	25.00%



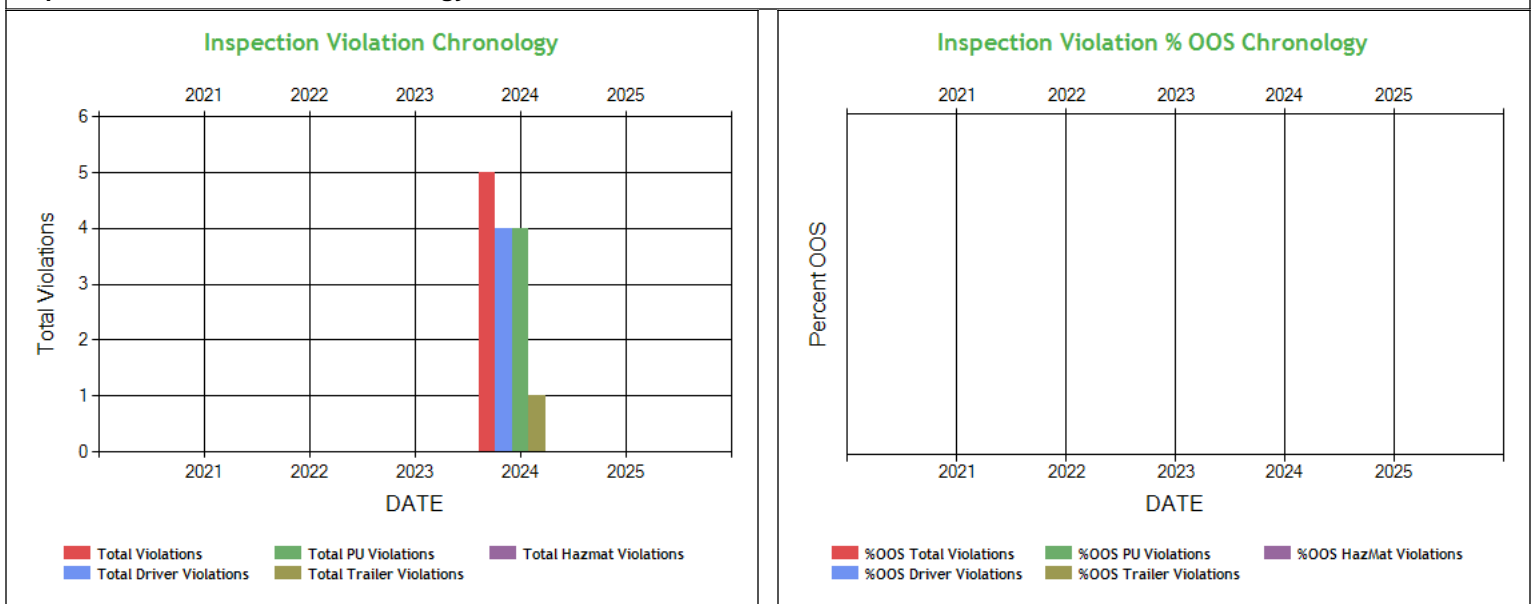
2024	May	0	0.00%	0	0.00%	0	0.00%	0	0.00%	1	25.00%	0	0.00%	1	25.00%
2024	March	0	0.00%	0	0.00%	1	25.00%	0	0.00%	0	0.00%	0	0.00%	1	25.00%
2024	February	0	0.00%	0	0.00%	0	0.00%	0	0.00%	1	25.00%	0	0.00%	1	25.00%
Totals		0	0.00%	0	0.00%	2	50.00%	0	0.00%	2	50.00%	0	0.00%	4	100.00%

### Hot Spot Analysis

State	County	Level	Count	Percentage
AR	Crittenden	3	1	25.00%
CA	Sacramento	3	1	25.00%
AR	Crawford	1	1	25.00%
OK	Sequoyah	1	1	25.00%

Report generated using the last 12 full months of inspection data

### Inspection Violation % OOS Chronology - Chart ToC

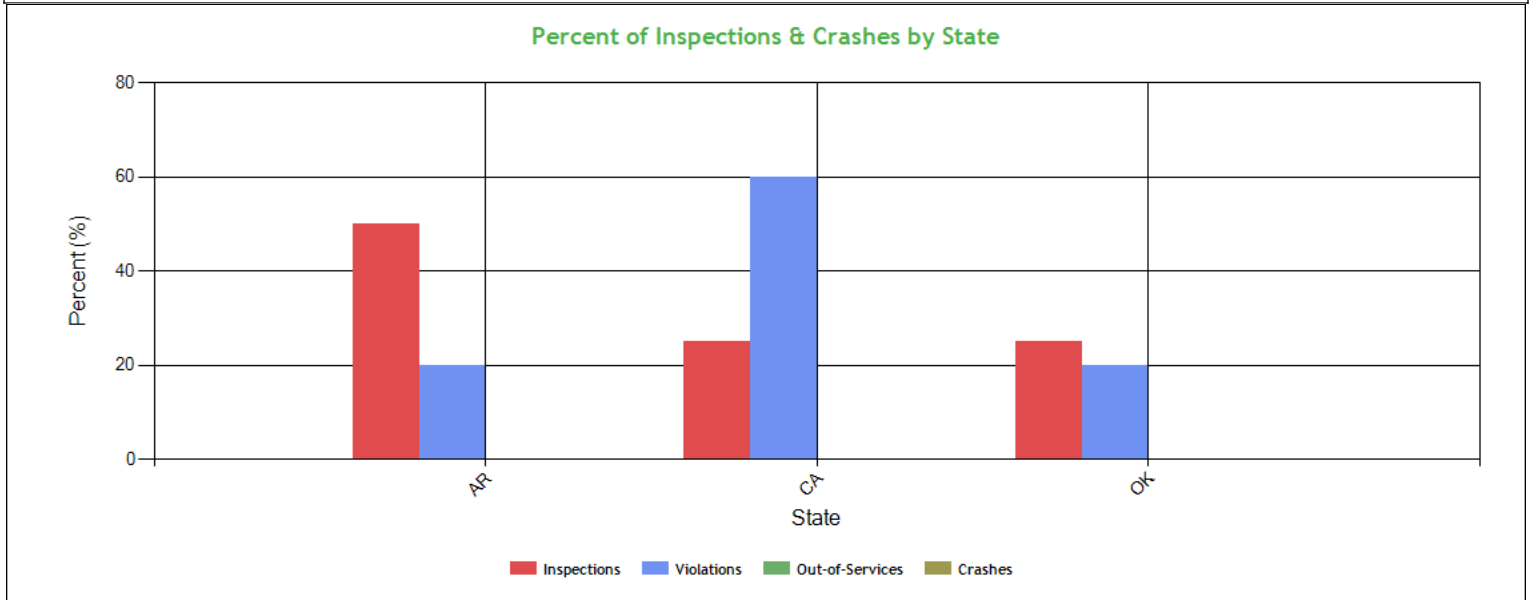


### Inspection Violation % OOS Chronology - Table ToC

	2021	2022	2023	2024	2025
Total Violations	0	0	0	5	0
Total Out Of Services	0	0	0	0	0
%OOS Total Violations	0	0	0	0	0
Total Driver Violations	0	0	0	4	0
Total Driver Out Of Services	0	0	0	0	0
%OOS Driver Violations	0	0	0	0	0
Total PU Violations	0	0	0	4	0
Total PU Out Of Services	0	0	0	0	0
%OOS PU Violations	0	0	0	0	0
Total Trailer Violations	0	0	0	1	0
Total Trailer Out Of Services	0	0	0	0	0
%OOS Trailer Violations	0	0	0	0	0
Total Hazmat Violations	0	0	0	0	0
Total Hazmat Out Of Services	0	0	0	0	0
%OOS HazMat Violations	0	0	0	0	0



**Percent of Insp & Crash by State - Chart ToC**



**Percent of Insp & Crash by State - Table (based on Inspection data from the last 4 years) ToC**

State	Inspections		Violations		Out-of-Services		Crashes	
	Total	Percent	Total	Percent	Total	Percent	Total	Percent
	4	100	5	100	0	100	0	100
AR	2	50	1	20	0	0	0	0
CA	1	25	3	60	0	0	0	0
OK	1	25	1	20	0	0	0	0

**VIN Insp Summary by State (based on inspection from the last 2 years) ToC**

VIN	Insp	Viol Pts	Counts in each State					
			AR		CA		OK	
			Insp	Viol Pts	Insp	Viol Pts	Insp	Viol Pts
<b>TOTALS</b>	7/48*	4/20**	2	7	1	9	1	4
3AKJHHDR5LSLL1225	2	16	1	7	1	9	0	0
1JJV532D0ML236295	1	0	1	0	0	0	0	0
3AKJHHDR5LSL1225	1	0	1	0	0	0	0	0
3H3V532K1PJ091041	1	4	0	0	0	0	1	4

\*<Total number of inspections for these 4 VIN(s)>/n<Total number of inspections for these 3 state(s)>

\*\*<Total severity sum for these 4 VIN(s)>/n<Total severity sum for these 3 state(s)>

**Violations By Unit Type ToC**

**# of Violations: 5 Total Severity: 20 based on inspections in the last 2 years**

Violation Unit: Driver	# of Violations: 4	Total Severity: 16	% of Total: 80%
Viol. Group: False Log	# of Violations: 1	Total Severity: 7	% of Total: 35%
Violation	Number of Occurrences	Viol. Severity	Total Severity
395.8E:False report of drivers record of duty status	1	7	7
Viol. Group: Speeding 3	# of Violations: 1	Total Severity: 7	% of Total: 35%
392.2SLLS3:State/Local Laws - Speeding 11-14 miles per hour o	1	7	7
Viol. Group: None	# of Violations: 1	Total Severity: 1	% of Total: 5%
395.22G:Portable ELD not mounted in a fixed position and v	1	1	1



Viol. Group: Windshield/ Glass/ Markings	# of Violations: 1	Total Severity: 1	% of Total: 5%
393.60EWS:Windshield - Obstructed	1	1	1
Violation Unit: Trailer	# of Violations: 1	Total Severity: 4	% of Total: 20%
Viol. Group: Inspection Reports	# of Violations: 1	Total Severity: 4	% of Total: 20%
Violation	Number of Occurrences	Viol. Severity	Total Severity
396.17C:Operating a CMV without proof of a periodic inspec	1	4	4

Equipment Ownership <b>ToC</b> Equipment Ownership (based on MCS-150 dated 1/19/2024)					
	Trucks	Tractors	Trailers	Motor Coaches	Vans
Owned	0	1	0	0	0
Term Leased	0	0	0	0	0
Trip Leased	0	0	0	0	0
Total No.	0	1	0	0	0

Equipment Details Power Units <b>ToC</b>									
VIN	Latest Insp Date	Year	Make	Model	Body Class	Body Type	Axles	Len	Fuel Type
3AKJHHDR5LS LL1225	10/31/2024	2020	FREIGHTLINER	New Cascadia 126" Sleepercab	Truck-Tractor	-	-	-	Diesel
3AKJHHDR5LS L1225	02/28/2024	2020	FREIGHTLINER	New Cascadia 126" Sleepercab	Truck-Tractor	-	-	-	Diesel

Equipment Details Trailers									
VIN	Latest Insp Date	Year	Make	Model	Body Class	Body Type	Axles	Len	Fuel Type
1UYVS25398U4 21929	10/31/2024	2008	UTILITY	Utility Trailer Manufacturer	Trailer	Van Trailer	2	53	-
3H3V532K1PJ0 91041	05/29/2024	2023	HYUNDAI OF MEXICO	Hyundai Translead Trailers	Trailer	Van Trailer	2	53	Not Applicable
3H3V532K3RJ2 88313	03/09/2024	2024	HYUNDAI OF MEXICO	Hyundai Translead Trailers	Trailer	Van Trailer	2	53	Not Applicable
1JJV532D0ML2 36295	02/28/2024	2021	WABASH NATIONAL	Dry Van Duraplate	Trailer	Van Trailer	2	53	-

Vehicle Age <b>ToC</b>				
Year	# Power Units	PU Percentage	# Trailers	Trailres Percentage
2024	0	0.00%	1	25.00%
2023	0	0.00%	1	25.00%
2021	0	0.00%	1	25.00%
2020	2	100.00%	0	0.00%
2008	0	0.00%	1	25.00%
Based on 24 months of inspection data, see the live report for more options				

States of Power Unit Registrations <b>ToC</b>			
State	AR	CA	OK
Number of Power Units	2	1	1



**Equipment Acquisitions - Table** [ToC](#)

	Power Units inspected for 1st time in past 12 months	Power Units inspected for 1st time in past 24 months	Power Units inspected during entire date range		Trailers inspected for 1st time in past 12 months	Trailers inspected for 1st time in past 24 months	Trailers inspected during entire date range
Unique VINs	2	2	2		4	4	4
Unique License Plates	2	2	2		4	4	4
License Plate States	1	1	1		2	2	2

**Driver Details** [ToC](#)**Driver Details** (based on MCS-150 dated 1/19/2024)

	Within 100 mi	Beyond 100 mi	TOTAL
# Drivers Interstate	0	2	2
# Drivers Intrastate	0	0	0
<b>TOTAL</b>	0	2	/
Avg. # Trip Lease Drivers/Mo: 0   # Drivers Grand Total: 2   # Drivers Commercially Licensed: 2			

**Shared VIN Summary** [ToC](#)

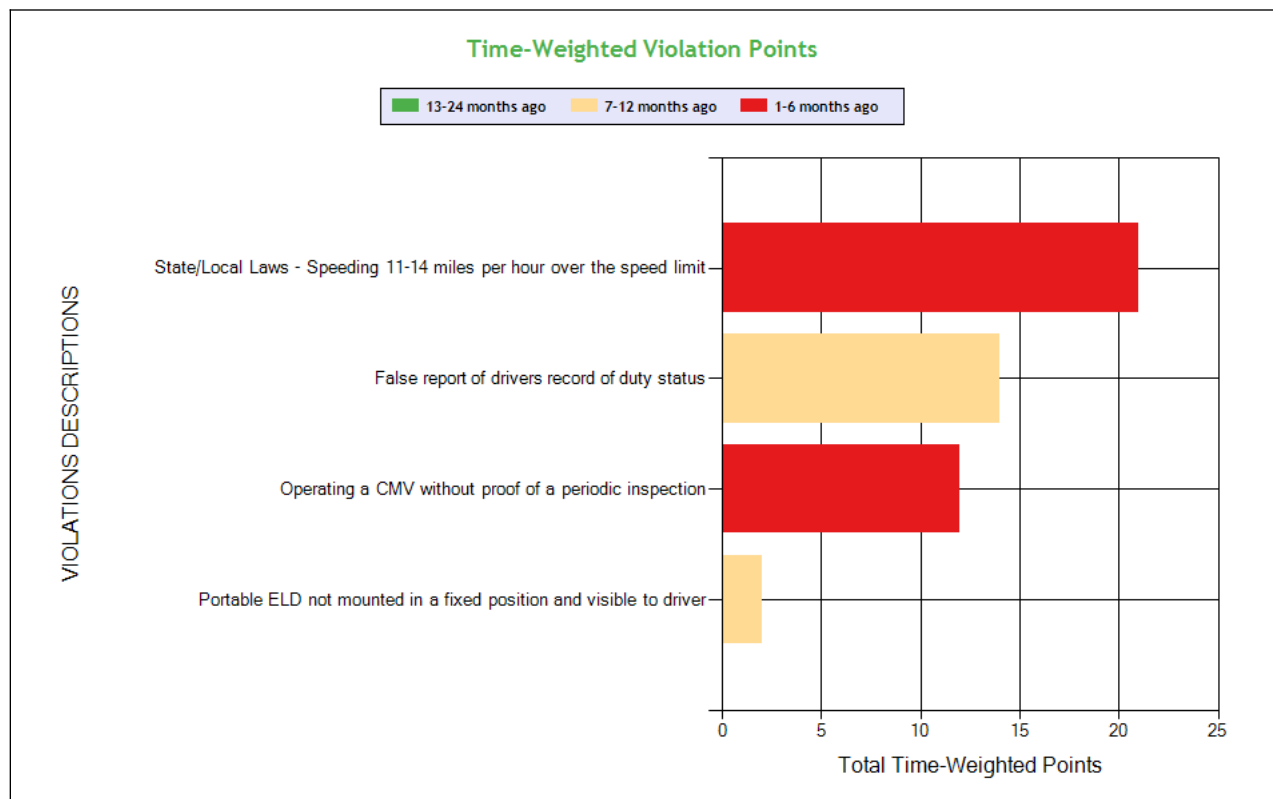
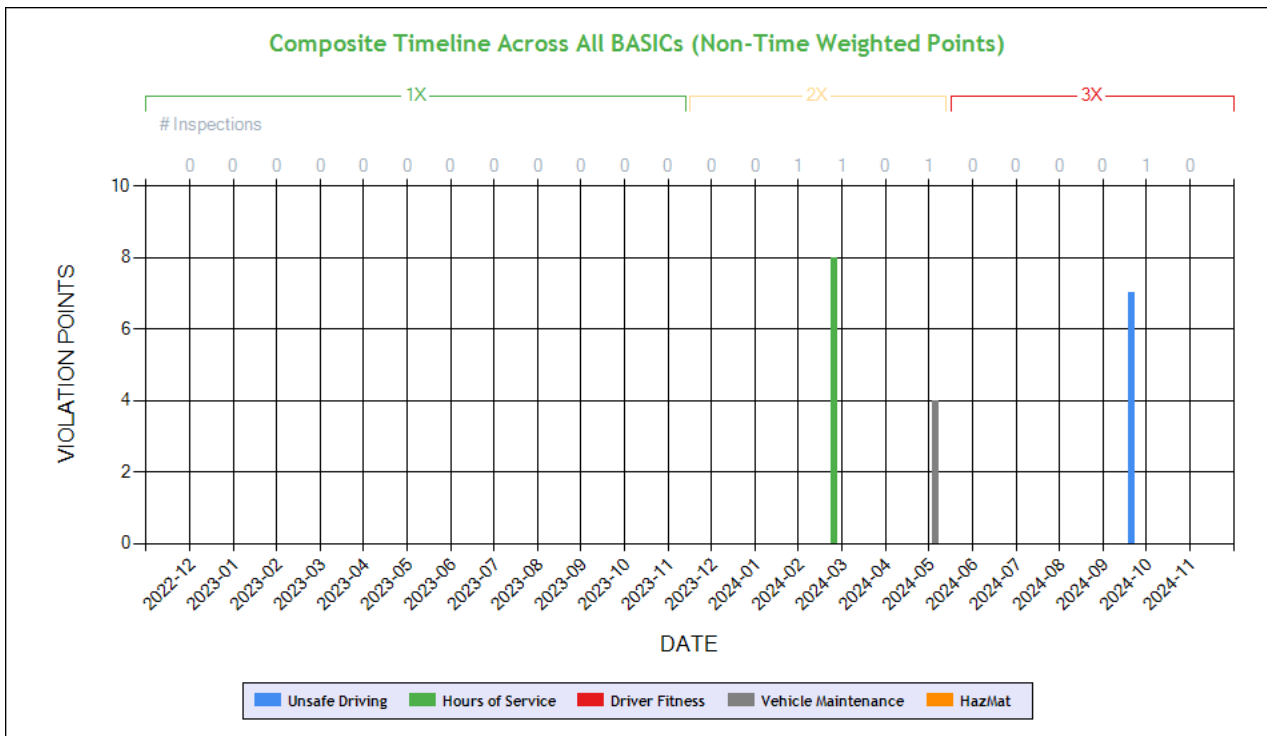
**No Data**

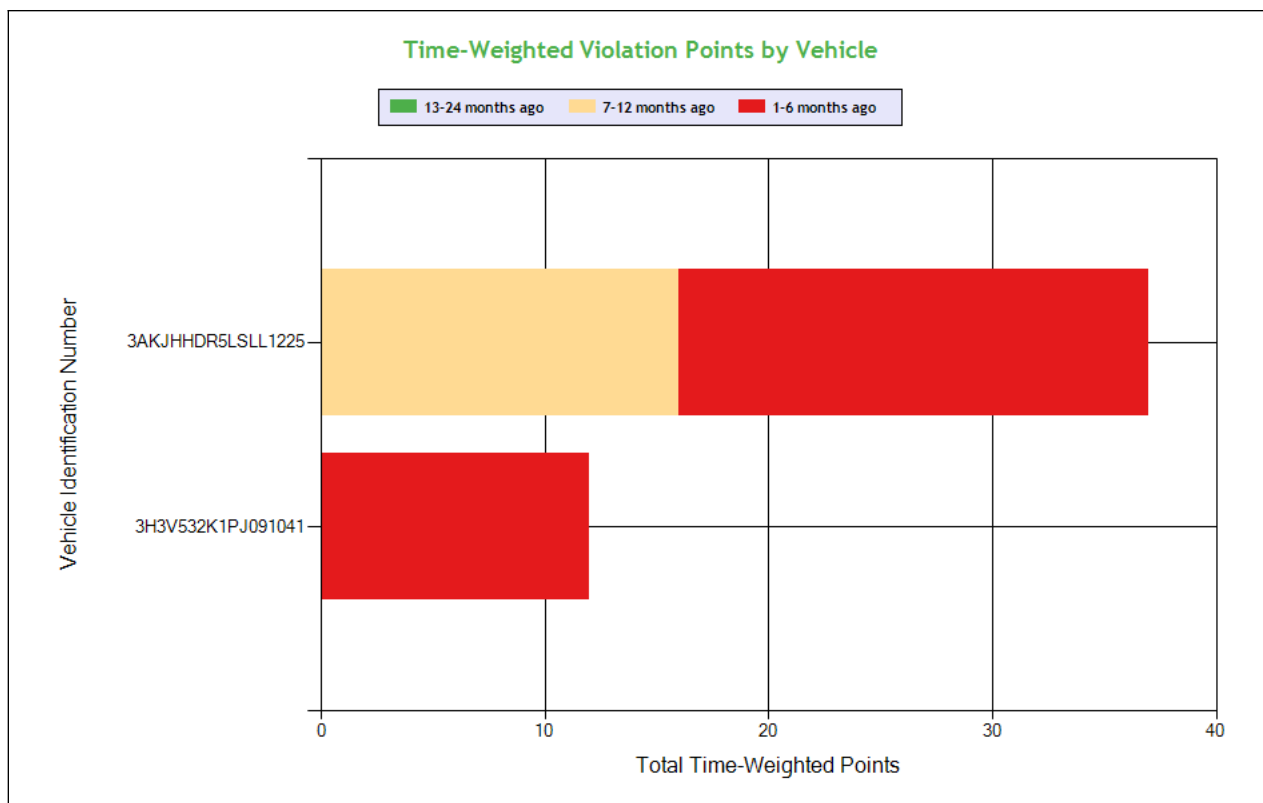
**SHIPPERS DETAIL** [ToC](#) based on Inspection results for the last 4 years

Shipper Name	Number of Inspections
No Shipper listed	4



## Carrier Underwriting Report Safety Summary ToC





See the Excel file for the complete analysis

# Violations is in (1-6/7-12/13-24mo)

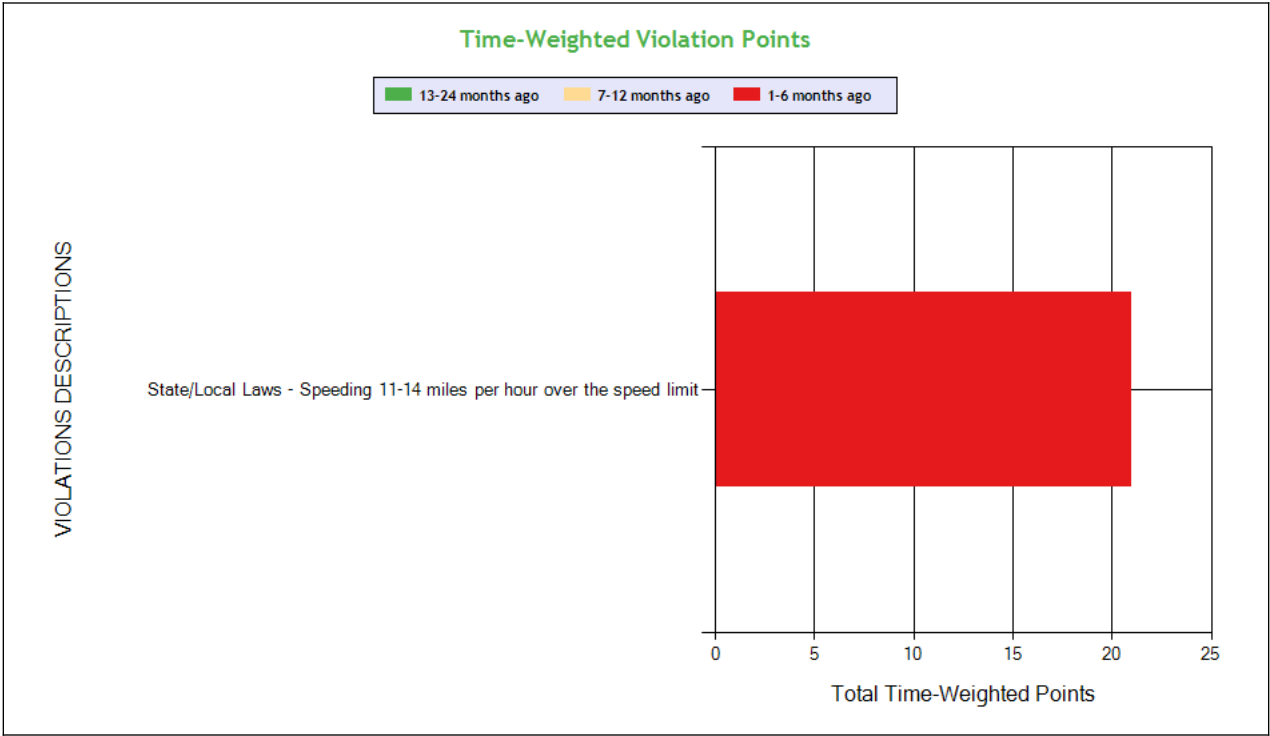
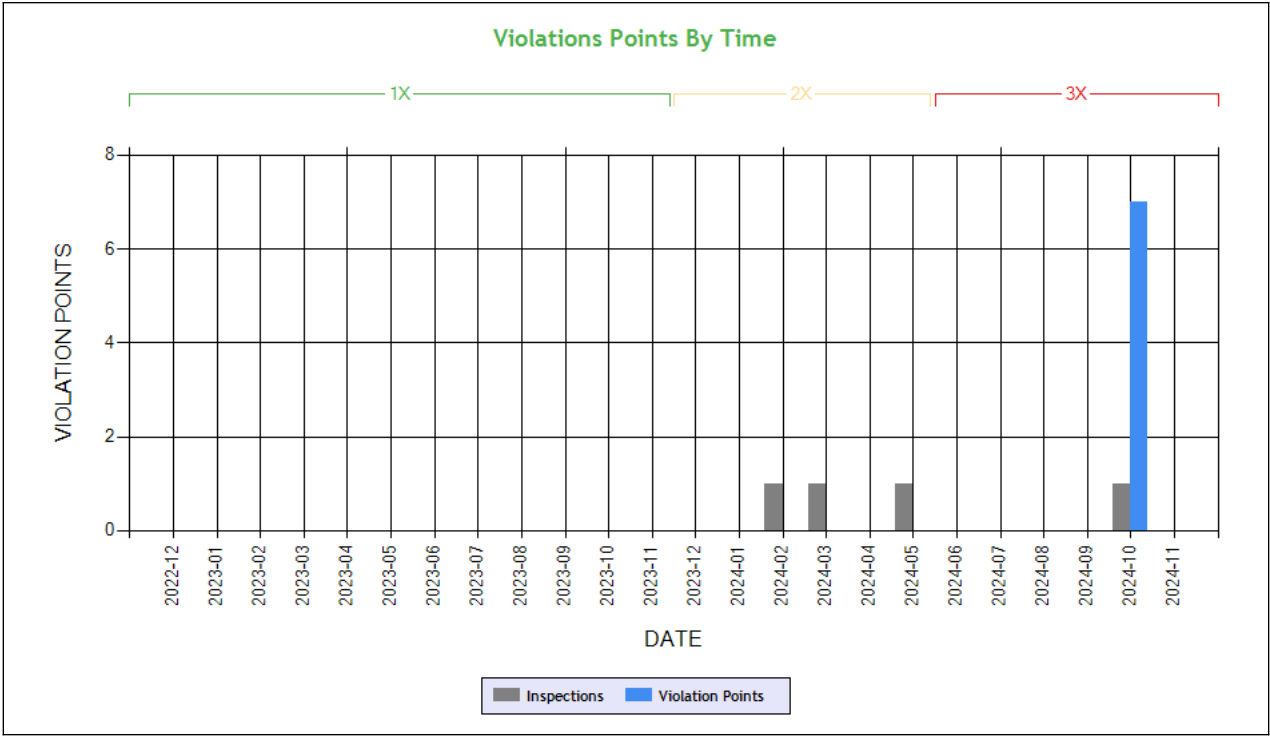
Shaded = Out Of Service Violation						
Violation Group			Speeding 3	False Log		Inspection Reports
Violation Description	Total Time-weighted Points by VIN	% of Total Time-weighted Points by VIN	State/Local Laws - Speeding 11-14 miles per hour over the speed limit	False report of drivers record of duty status	Portable ELD not mounted in a fixed position and visible to driver	Operating a CMV without proof of a periodic inspection
Driver Resp			Yes	Yes	Yes	No
Total Time-weighted Points			21	14	2	0
% Total Time-Wt Pts			56.76	37.84	5.41	0
3AKJHHDR5LSLL1225	37	100	21 (1/0/0)	14 (0/1/0)	2 (0/1/0)	
3H3V532K1PJ091041	12	32.43				12 (1/0/0)

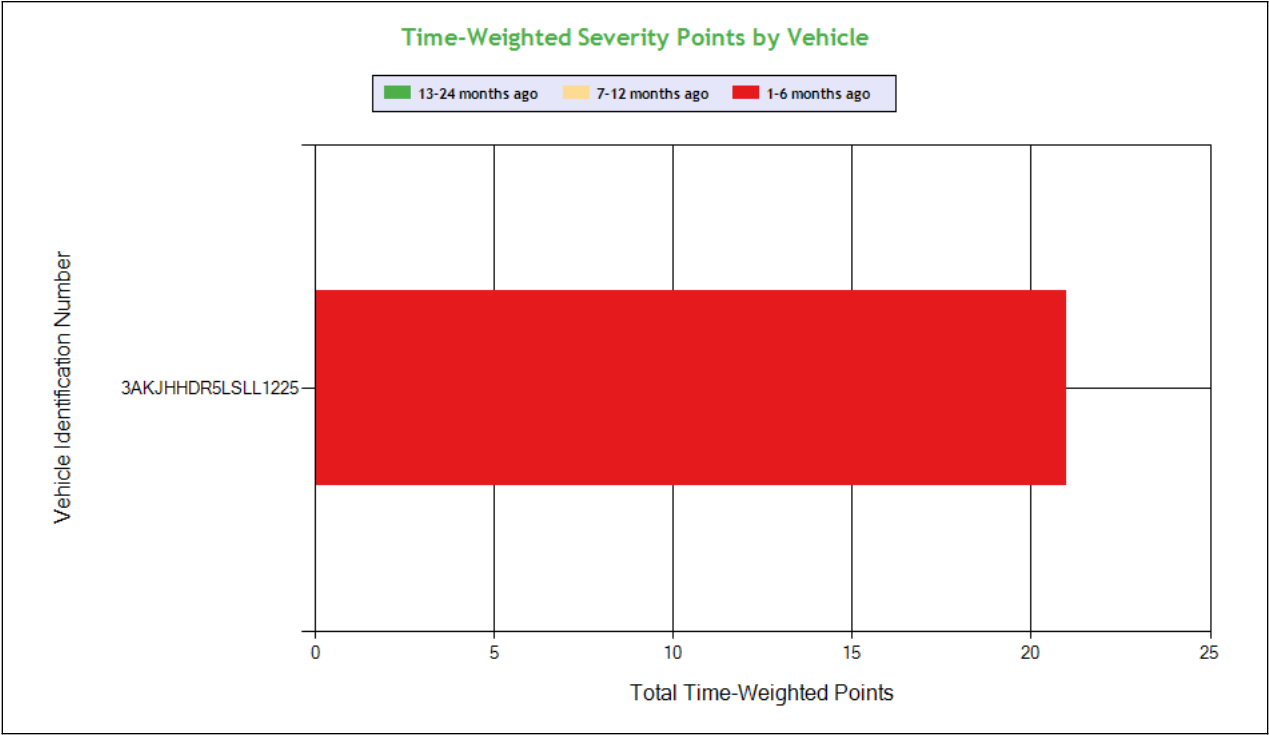




**SAFETY ANALYSIS    ToC**

**Unsafe Driving**

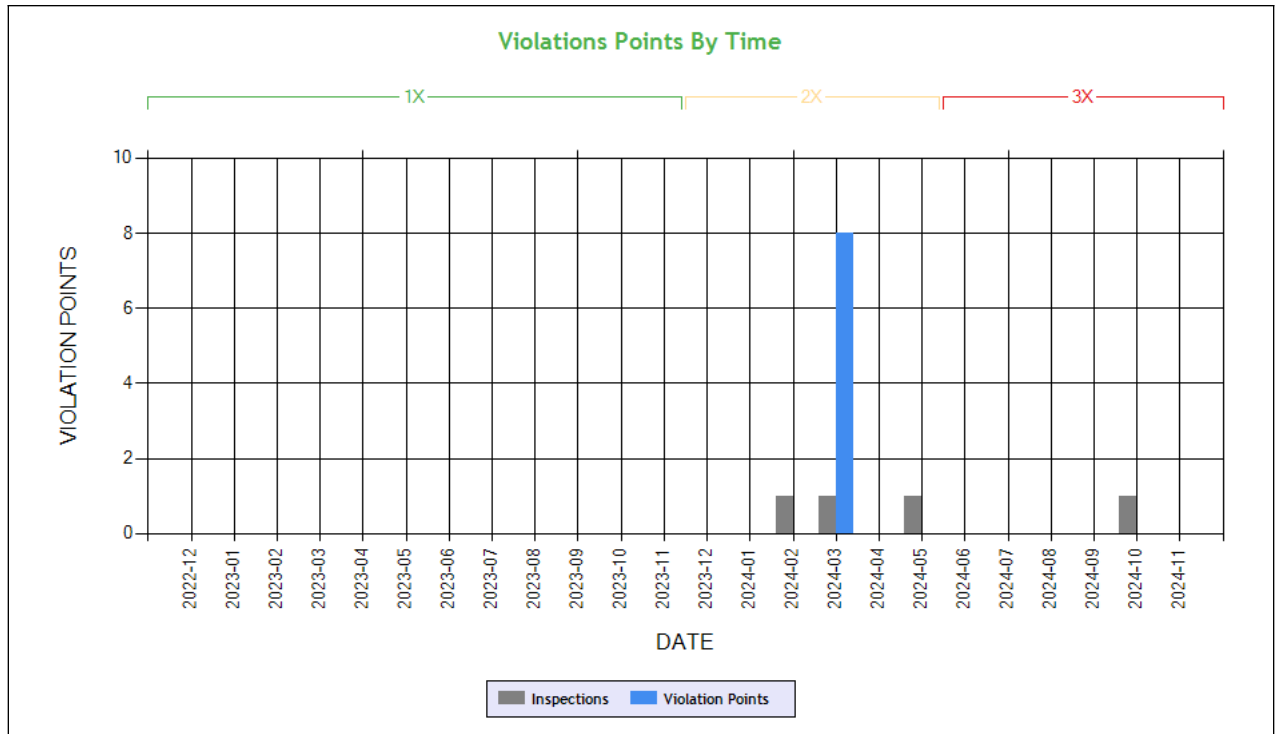




See the Excel file for the complete analysis # Violations is in (1-6/7-12/13-24mo)

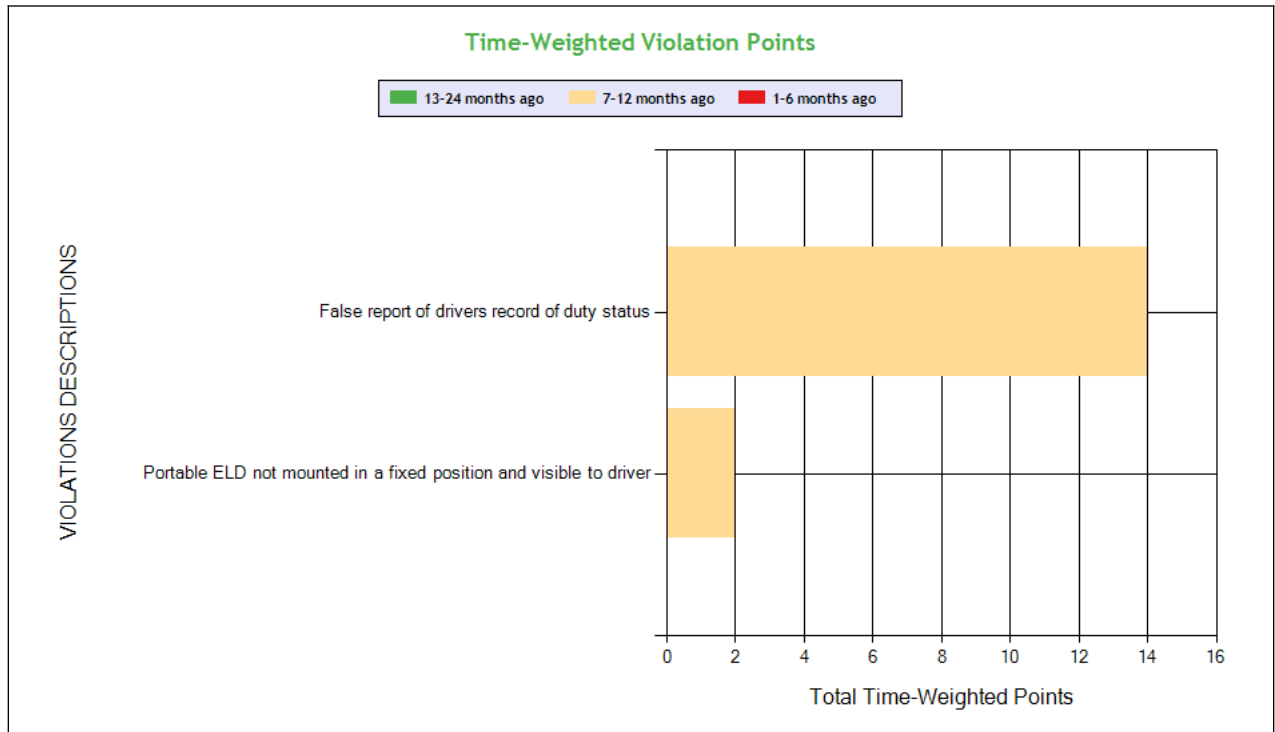
Shaded = Out Of Service Violation			
Violation Group			Speeding 3
Violation Description	Total Time-weighted Points by VIN	% of Total Time-weighted Points by VIN	State/Local Laws - Speeding 11-14 miles per hour over the speed limit
Driver Resp			Yes
Total Time-weighted Points			21
% Total Time-Wt Pts			100
3AKJHHDR5LSLL1225	21	100	21 (1/0/0)

HOS Compliance



**Carrier Software**  
 1-800-646-5152  
 info@CarrierSoftware.com

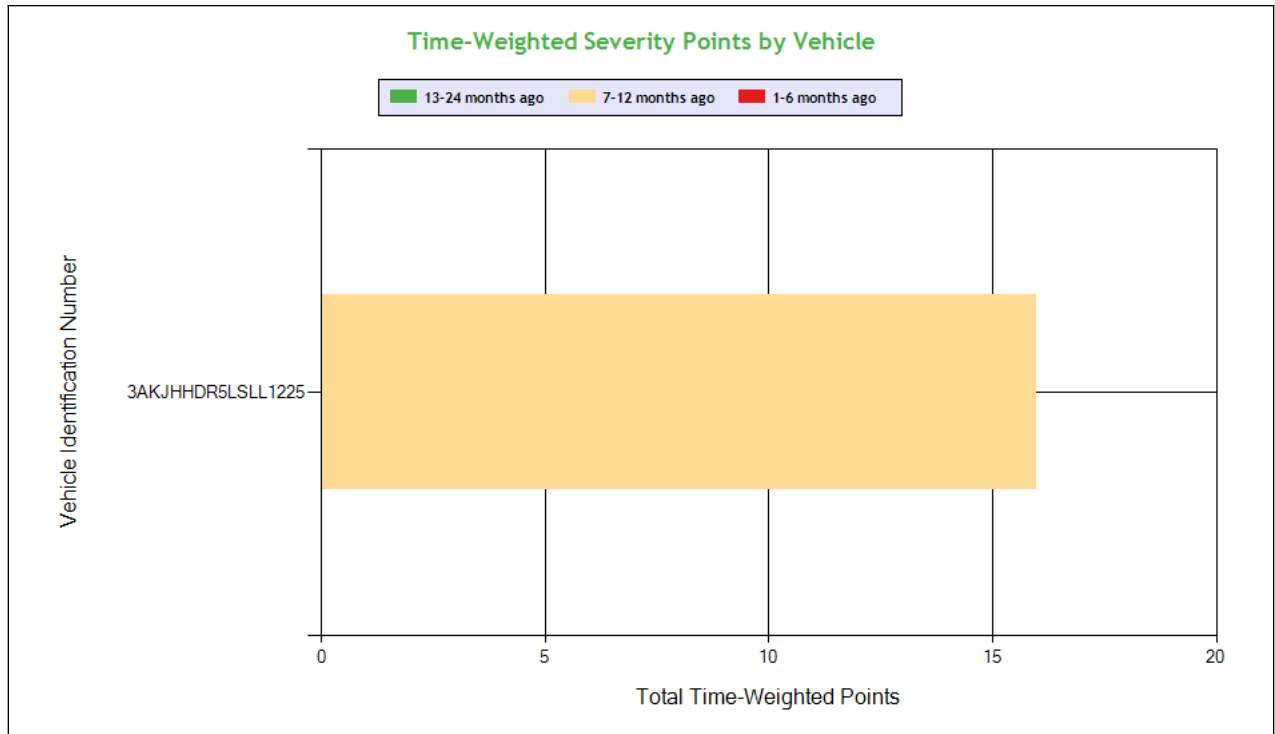
**CONFIDENTIAL - Intended for use by Amerigo Insurance Agency - Date: 1/5/2025**  
**AP AULAKH TRUCKING INC - DOT# 4182304 / MC1610470**



See the Excel file for the complete analysis

# Violations is in (1-6/7-12/13-24mo)

Shaded = Out Of Service Violation



**Carrier Software**  
 1-800-646-5152  
 info@CarrierSoftware.com

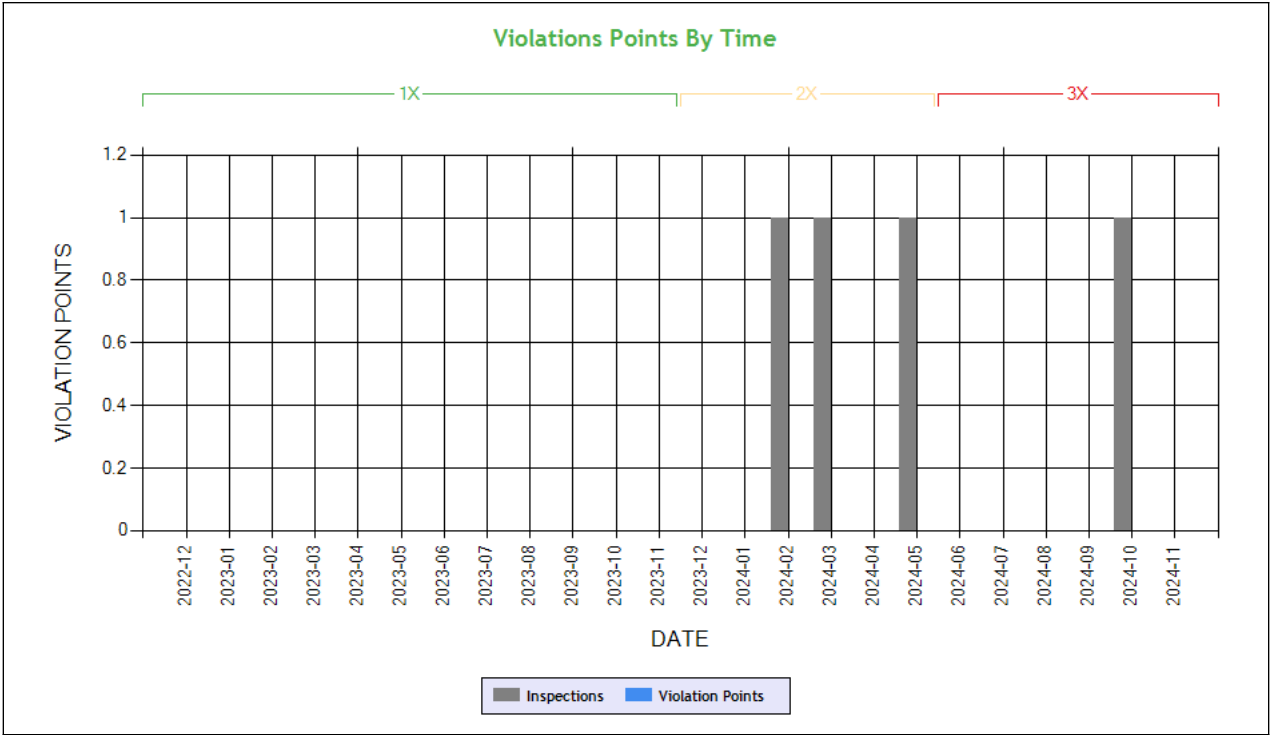
**CONFIDENTIAL - Intended for use by Amerigo Insurance Agency - Date: 1/5/2025**

**AP AULAKH TRUCKING INC - DOT# 4182304 / MC1610470**

Violation Group			False Log	
Violation Description	Total Time-weighted Points by VIN	% of Total Time-weighted Points by VIN	False report of drivers record of duty status	Portable ELD not mounted in a fixed position and visible to driver
Driver Resp			Yes	Yes
Total Time-weighted Points			14	2
% Total Time-Wt Pts			87.50	12.50
3AKJHHDR5LSLL1225	16	100	14 (0/1/0)	2 (0/1/0)



Driver Fitness



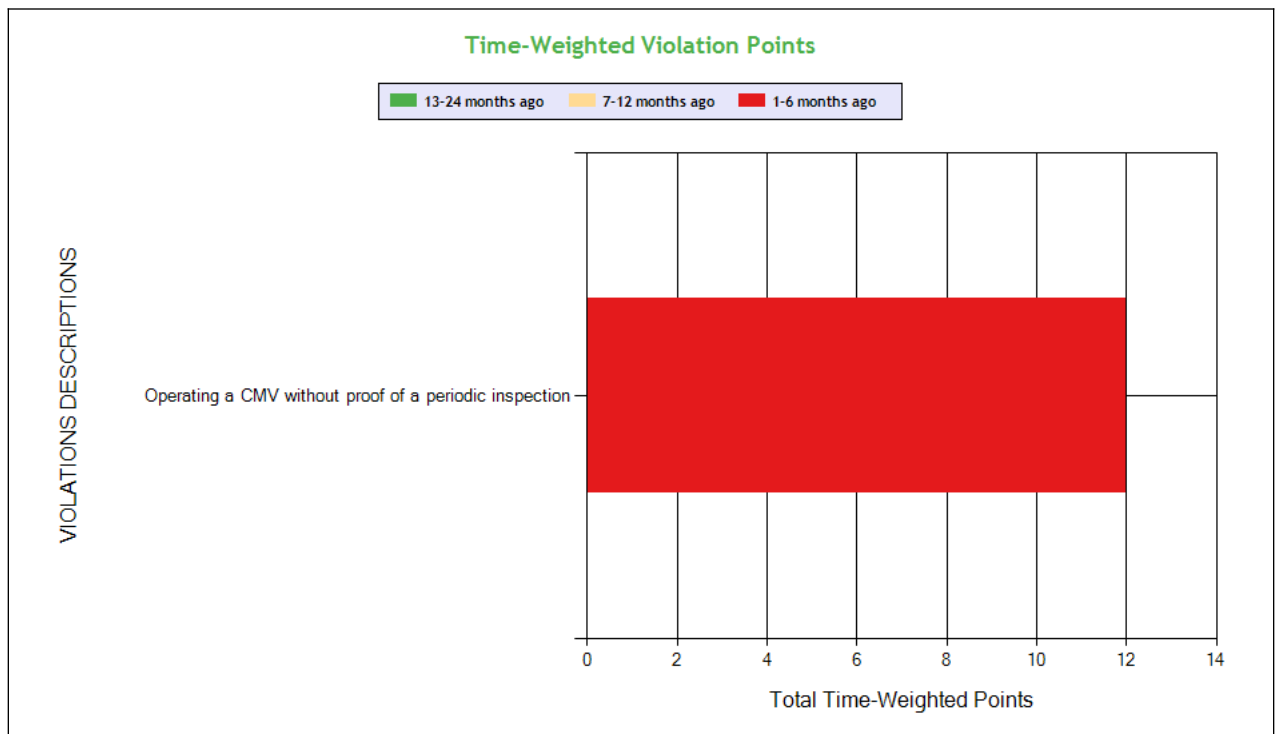
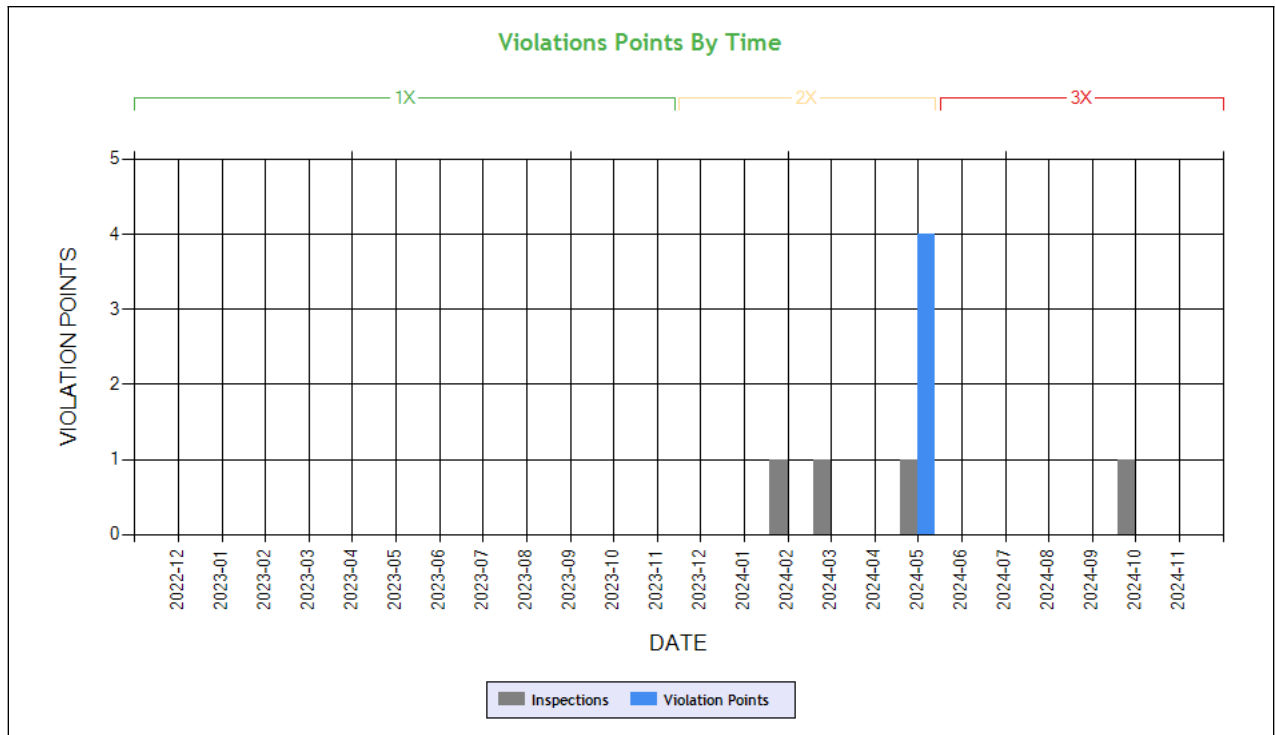
Time-Weighted Violation Points - no data available to draw a chart  
Time-Weighted Severity Points by Vehicle - no data available to draw a chart

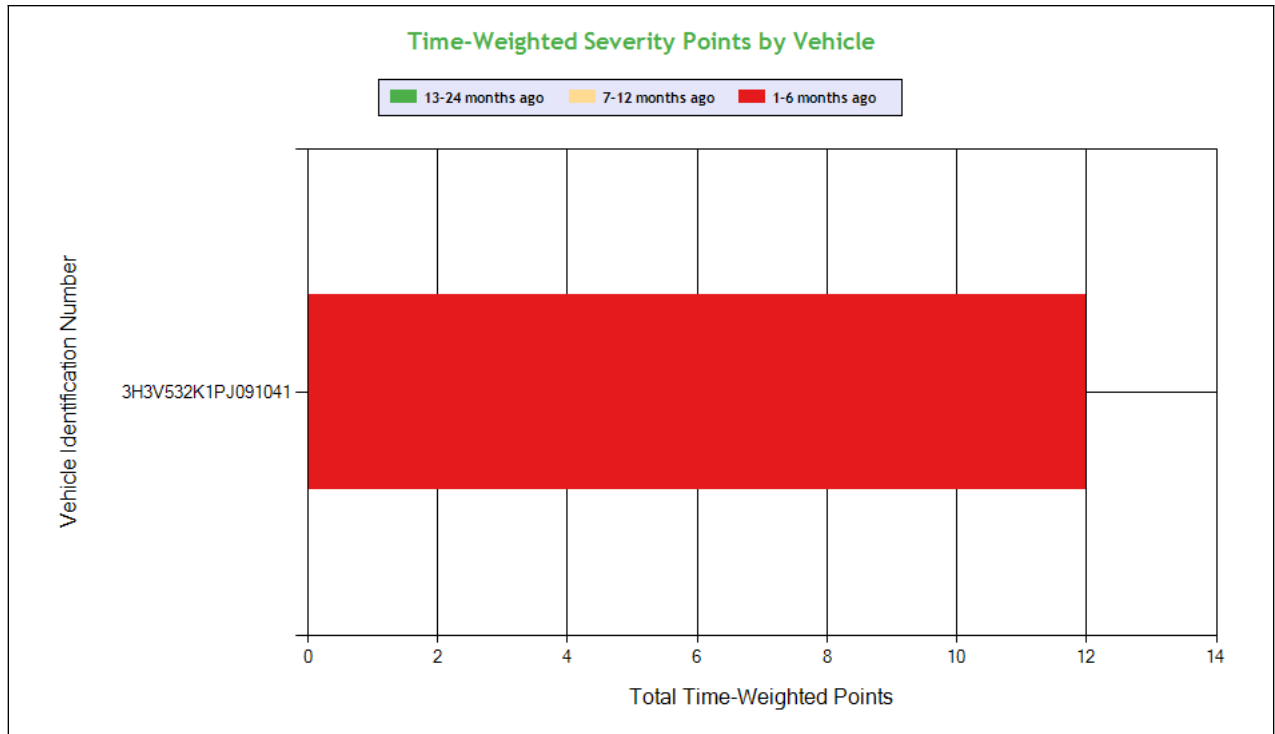
See the Excel file for the complete analysis # Violations is in (1-6/7-12/13-24mo)

Shaded = Out Of Service Violation		
Violation Group		
Violation Description	Total Time-weighted Points by VIN	% of Total Time-weighted Points by VIN
Driver Resp		
Total Time-weighted Points		
% Total Time-Wt Pts		



## Vehicle Maintenance





**Carrier Software**  
 1-800-646-5152  
 info@CarrierSoftware.com

**CONFIDENTIAL - Intended for use by Amerigo Insurance Agency - Date: 1/5/2025**

**AP AULAKH TRUCKING INC - DOT# 4182304 / MC1610470**

#### Safety Details [ToC](#)

Something went wrong while generating Safety Details

#### COLOR CODED CRASH TABLE [ToC](#)

**No crashes have been reported by the DOT on this Motor Carrier**

#### **INSPECTIONS WITH SHARED EQUIPMENT:**

**No Data**



### LEGEND

#### Vehicle Information

Inspection for DOT # being analyzed

Inspection for Different DOT #

Crash Information for specific VIN

### INSPECTION DETAILS for ALL Inspections

PDF shows the first 100 Power Unit & Trailer VINs with most recent inspections using data from the last 4 years

### POWER UNIT Inspections Section

VIN: 3AKJHHDR5LSLL1225				Unit: Truck Tractor		Year: 2020	Make: FREIGHTLINER	
Crash Report No.	DOT	Date	State	Fatalities	Injuries	Tow Away	Vehicles Involved	
NJ0022113956	241411	06/07/2022	NJ	0	0	Yes	1	
DOT No: 4182304		Docket No: MC1610470		Name: AP AULAKH TRUCKING INC			Interstate: Yes	
Date	Unit License	Unit Lic State	Violation Unit	Violation Description		Severity	OOS	Citation
10/31/2024	ZP10295	CA	D	392.2SLLS3 - State/Local Laws - Speeding 11-14 miles per hour over the speed limit		7	No	500A1969294
05/29/2024	ZP10295	CA	-	-		-	-	-
03/09/2024	ZP10295	CA	D	393.60EWS - Windshield - Obstructed		1	No	
03/09/2024	ZP10295	CA	D	395.22G - Portable ELD not mounted in a fixed position and visible to driver		1	No	
03/09/2024	ZP10295	CA	D	395.8E - False report of drivers record of duty status		7	No	
DOT No: 241411		Docket No: MC177240		Name: LANDAIR TRANSPORT INC			Interstate: Yes	
Date	Unit License	Unit Lic State	Violation Unit	Violation Description		Severity	OOS	Citation
08/25/2022	2418557	IN	D	392.2MI - Miscellaneous Traffic Law Violation		0	No	
08/24/2022	2418557	IN	-	-		-	-	-
11/24/2021	2418557	IN	D	392.2 - Operating a commercial motor vehicle not in accordance with the laws, ordinances, and regulations of the jurisdiction in which it is being operated - Unsafe Driving		0	No	
11/24/2021	2418557	IN	D	392.22A - Failing to use hazard warning flashers		1	No	

VIN: 3AKJHHDR5LSL1225				Unit: Truck Tractor		Year: 2020	Make: FREIGHTLINER	
DOT No: 4182304		Docket No: MC1610470		Name: AP AULAKH TRUCKING INC			Interstate: Yes	
Date	Unit License	Unit Lic State	Violation Unit	Violation Description		Severity	OOS	Citation
02/28/2024	ZP10295	CA	-	-		-	-	-

### TRAILER Inspections Section

VIN: 3AKJHHDR5LSLL1225				Unit: Truck Tractor		Year: 2020	Make: FREIGHTLINER	
Crash Report No.	DOT	Date	State	Fatalities	Injuries	Tow Away	Vehicles Involved	
NJ0022113956	241411	06/07/2022	NJ	0	0	Yes	1	
DOT No: 4182304		Docket No: MC1610470		Name: AP AULAKH TRUCKING INC			Interstate: Yes	





Date	Unit License	Unit Lic State	Violation Unit	Violation Description	Severity	OOS	Citation
10/31/2024	ZP10295	CA	D	392.2SLLS3 - State/Local Laws - Speeding 11-14 miles per hour over the speed limit	7	No	500A1969294
05/29/2024	ZP10295	CA	-	-	-	-	-
03/09/2024	ZP10295	CA	D	393.60EWS - Windshield - Obstructed	1	No	
03/09/2024	ZP10295	CA	D	395.22G - Portable ELD not mounted in a fixed position and visible to driver	1	No	
03/09/2024	ZP10295	CA	D	395.8E - False report of drivers record of duty status	7	No	
DOT No: 241411		Docket No: MC177240		Name: LANDAIR TRANSPORT INC		Interstate: Yes	
Date	Unit License	Unit Lic State	Violation Unit	Violation Description	Severity	OOS	Citation
08/25/2022	2418557	IN	D	392.2MI - Miscellaneous Traffic Law Violation	0	No	
08/24/2022	2418557	IN	-	-	-	-	-
11/24/2021	2418557	IN	D	392.2 - Operating a commercial motor vehicle not in accordance with the laws, ordinances, and regulations of the jurisdiction in which it is being operated - Unsafe Driving	0	No	
11/24/2021	2418557	IN	D	392.22A - Failing to use hazard warning flashers	1	No	

VIN: 3AKJHHDR5LSL1225		Unit: Truck Tractor		Year: 2020		Make: FREIGHTLINER	
DOT No: 4182304		Docket No: MC1610470		Name: AP AULAKH TRUCKING INC		Interstate: Yes	
Date	Unit License	Unit Lic State	Violation Unit	Violation Description	Severity	OOS	Citation
02/28/2024	ZP10295	CA	-	-	-	-	-

Inspection Summary By Month (based on inspections from the last 4 years) ToC						
Year-Month	Number of Inspections	Number of Power Units	Total Violations	Total OOS Inspections	Total Severity Points	Number of Crashes
2024-10	1	1	1	0	7	0
2024-05	1	1	1	0	4	0
2024-03	1	1	7	0	9	0
2024-02	1	1	0	0	0	0
Note: The most recent month's counts may not include all the inspections for that month.						

VIN Inspection Violation Details ToC									
# of VINs: 3 # of Insp: 5 Severity Weight: 33 Avg. Weight/VIN: 6.6 (based on inspections in the last 4 years, showing top 50 VINs inspected most recently)									
VIN 3AKJHHDR5LSL1225		# of Inspections: 3		Total Severity: 20		Percentage of Total: 60.61%		Avg. Weight Per Inspection: 6.7	
Inspection Date	Inspection ID	Inspection State	Location Description	Total Severity	# of Violations	Shipper Name	Inspection Level	Post Accident	Out of Service
10/31/2024	83058786	AR	EARLE AR	7	1		3	No	No
BASIC		Unit Type		Severity		Description		Out of Service	
Unsafe Driving		Truck Tractor		7		392.2SLLS3:State/Local Laws - Speeding 11-14 miles per hour o		No	
Inspection Date	Inspection ID	Inspection State	Location Description	Total Severity	# of Violations	Shipper Name	Inspection Level	Post Accident	Out of Service
05/29/2024	81749203	OK	SEQUOYAH PORT OF ENTRY	4	1		1	No	No
BASIC		Unit Type		Severity		Description		Out of Service	
Vehicle Maintenance		Truck Tractor		4		396.17C:Operating a CMV without proof of a periodic inspec		No	
Inspection Date	Inspection ID	Inspection State	Location Description	Total Severity	# of Violations	Shipper Name	Inspection Level	Post Accident	Out of Service
03/09/2024	81081448	CA	I-80 W/B ANTELOPE SCALE	9	3		3	No	No
BASIC		Unit Type		Severity		Description		Out of Service	
Hours-Of-Serivce Compliance		Truck Tractor		7		395.8E:False report of drivers record of duty status		No	
Vehicle Maintenance		Truck Tractor		1		393.60EWS:Windshield - Obstructed		No	
Hours-Of-Serivce Compliance		Truck Tractor		1		395.22G:Portable ELD not mounted in a fixed position and v		No	
VIN 3H3V532K1PJ091041		# of Inspections: 1		Total Severity: 4		Percentage of Total: 12.12%		Avg. Weight Per Inspection: 4.0	
Inspection Date	Inspection ID	Inspection State	Location Description	Total Severity	# of Violations	Shipper Name	Inspection Level	Post Accident	Out of Service
05/29/2024	81749203	OK	SEQUOYAH PORT OF ENTRY	4	1		1	No	No



BASIC		Unit Type		Severity		Description		Out of Service	
Vehicle Maintenance		Semi Trailer		4		396.17C:Operating a CMV without proof of a periodic inspec		No	
VIN 3H3V532K3RJ288313		# of Inspections: 1		Total Severity: 9		Percentage of Total: 27.27%		Avg. Weight Per Inspection: 9.0	
Inspection Date	Inspection ID	Inspection State	Location Description	Total Severity	# of Violations	Shipper Name	Inspection Level	Post Accident	Out of Service
03/09/2024	81081448	CA	I-80 W/B ANTELOPE SCALE	9	3		3	No	No
BASIC		Unit Type		Severity		Description		Out of Service	
Hours-Of-Serivce Compliance		Semi Trailer		7		395.8E:False report of drivers record of duty status		No	
Vehicle Maintenance		Semi Trailer		1		393.60EWS:Windshield - Obstructed		No	
Hours-Of-Serivce Compliance		Semi Trailer		1		395.22G:Portable ELD not mounted in a fixed position and v		No	

Inspection History <a href="#">ToC</a>							
Inspection Date	Report Number	Report State	Plate Number	Plate State	Type	Severity Weight	Time Weight
10/31/2024	5260000232	AR	ZP10295	CA	Truck Tractor		3
3AKJHHDR5LSLL1225 - Power Unit - Unsafe Driving Violation: 392.2SLLS3State/Local Laws - Speeding 11-14 miles per hour over the speed limit						7	
05/29/2024	PE15184560	OK	ZP10295	CA	Truck Tractor		3
3AKJHHDR5LSLL1225 - Power Unit - Vehicle Maintenance Violation: 396.17COperating a CMV without proof of a periodic inspection						4	
03/09/2024	UGZA000248	CA	ZP10295	CA	Truck Tractor		2
3AKJHHDR5LSLL1225 - Power Unit - Hours-Of-Service Violation: 395.22GPortable ELD not mounted in a fixed position and visible to driver						1	
3AKJHHDR5LSLL1225 - Power Unit - Hours-Of-Service Violation: 395.8EFalse report of drivers record of duty status						7	
3AKJHHDR5LSLL1225 - Power Unit - Vehicle Maintenance Violation: 393.60EWSWindshield - Obstructed						1	
02/28/2024	761C001444	AR	ZP10295	CA	Truck Tractor		2
Only the first 20 inspections are shown. See the live report for more data.							