



Table of Contents

1. Overview	2. BASIC Scores History
3. BASIC Measures	4. BASIC Measures by Cargo Group
5. Estimated ISS Score	6. Investigation Results
7. Penalties History	8. Acute Critical Violations
9. Red Flag Violation Details	10. DOT Registration Information
11. DOT MCS-150 History	12. Crash Summary
13. Inspection Summary	14. Inspection Viol OOS Rates by Cargo Group
15. FHWA Registration Information	16. FHWA Insurance Information
17. Severe Violations	18. Violation Report
19. Violation Summary	20. Violation Enforcement Chronology
21. Inspection Violations & OOS Counts	22. Radius Of Operation
23. Inspection & Crash Locations	24. Inspection Violations & OOS Chronology
25. Percent of Insp & Crash by State	26. Violations By Unit Type
27. Equipment Ownership	28. Equipment Details
29. Vehicle Age	30. Equipment Acquisitions
31. Driver Details	32. Shared VIN Summary
33. Shipper Table	34. Safety Summary
35. Crash Detail Color Coded	36. Inspections with Shared Equipment
37. Inspection Summary By Month	



Business Address

8026 HARRIS HAWK CT
SACRAMENTO, CA
95829

Contact Info

(916)-541-0286
SINGHBHULLA734@GMAIL.COM

FHWA Address

8026 HARRIS HAWK CT
SACRAMENTO, CA, 95829
Phone: (916)-541-0286

Mailing Address

8026 HARRIS HAWK CT
SACRAMENTO, CA
95829-9570

Overview ToC

Operating Status: NOT AUTHORIZED Intrastate operations. *Please Note: NOT AUTHORIZED does not apply to Private or 2 other companies viewed this DOT in the past two months
Crash/PU ratio: 0.0%
Clean Inspection ratio: 100.0%

Estimated SMS Basic Scores (as of DATE 5/31/2024)

	Unsafe Driving	Hours of Service	Driver Fitness	Controlled Sub. and Alcohol	Vehicle Maintenance	HM Compliance	Crash
Relative Scores	0% ○	0% ○	0% ○	0% ○	0% ○	0% ○	0% ○
Alert Status	No	No	No	No	No	No	No



Estimated Inspection Selection System (ISS) score: 1
Category: Pass

BASIC Scores History - Unsafe Driving ToC

There are no Scores for this BASIC

BASIC Scores History - Hours of Service ToC

There are no Scores for this BASIC

BASIC Scores History - Driver Fitness ToC

There are no Scores for this BASIC

BASIC Scores History - Controlled Substance ToC

There are no Scores for this BASIC



BASIC Scores History - Vehicle Maintenance ToC

There are no Scores for this BASIC

BASIC Scores History - Crash ToC

There are no Scores for this BASIC

BASIC Scores History - Hazmat ToC

There are no Scores for this BASIC

BASIC Measures: Violation Points per Inspection Trends ToC

No inspection violations

BASIC Measures by Cargo Group ToC

Fleet Size: 1-5 PUs

Cargo Group (Companies)	Unsafe Driving		Hours of Service		Driver Fitness		Controlled Substance		Vehicle Maintenance		HM Compliance		Crash	
	Avg.	Comp. to Avg.	Avg.	Comp. to Avg.	Avg.	Comp. to Avg.	Avg.	Comp. to Avg.	Avg.	Comp. to Avg.	Avg.	Comp. to Avg.	Avg.	Comp. to Avg.
General Freight (489231)	0.80	Better	0.26	Better	0.20	Better	0.02	Better	1.91	Better	0.01	Better	0.06	Better
SALLH TRUCKING LLC	0.00		0.00		0.00		0.00		0.00		0.00		0.00	

Estimated ISS Score: 1 Pass [ToC About the Inspection Selection System](#)

Investigation Results ToC

No Investigations reported on FMCSA website

Penalties History ToC

No Penalties reported on FMCSA website.

Acute Critical Violations (Based on Investigations as per CSA Methodology Appendix A) ToC

No Data

No red flag violations in the last 24 months



DOT Registration Information: The following information on this specific DOT # is from the Federal DOT (as of Operating Authority					
DOT Registration: 05/05/2023		Total Power Units: 1		Total Trucks: 1	
		Total Trailers: 1		Total Passenger Vehicles: 0	
Status	Entity Type	Organization Type	Nation	Total Cars	Drivers / CDL Drivers
A	C	-	US	0	1 / 1
MCS-150 Date	Op Codes	Shipper Op Codes	Shipper HazMat Op Codes	Latest Review Type	Latest Review Document Number(Date)
05/05/2023	A				- (01/01/1900)
MCS-150 Mileage (Year)	Record Update Date	Transports Hazmats	DOT Census Date	Recordable Accident Rate	Preventable Accident Rate
0 (*)	05/05/2023	N	01/01/1900	0%	0%
MCS-151 Mileage	Safety Rating (Date)	SEA Accident	SEA Driver	SEA Vehicle	SEA Management
0	None (None)	0%	0%	0%	0%
Classification Codes			Cargo Carried (per MCS-150)		
Authorized-For-Hire			General Freight		

DOT MCS-150 History ToC			(as of 05/09/2023 DOT census)						
Census Date	MCS-150 Date	MCS-150 Mileage	VMT Year	Power Units	Drivers	Trailers	Company Rep1	Company Rep2	Email
5/9/2023	5/5/2023	0		1	1	1	BHULLA SINGH		SINGHBHULLA734@GMAIL.COM

Crash Summary Chart ToC Crashes Summary - Chart (based on all available crash data)

No Data

Inspection Summary ToC

The following inspection information is based on results for 24 months prior to: 06/23/2024. Please note that the total inspections number is not necessarily the total of the vehicle, driver and hazmat inspections, as one inspection may have included any combination of the below inspections.

Overall	Vehicle	Driver	Hazmat
<p><i>(Please note that the total inspections number is not necessarily the total of the vehicle, driver and hazmat inspections, as one inspection may have included any combination of the below inspections)</i></p> <p>Total Inspections: 4 Total Out of Service: 0</p> <p>Out of Service: 0% National Average: 21.55% Difference: -21.55%</p>	<p>Total Inspections: 1 Total Out of Service: 0</p> <p>Out of Service: 0.00% National Average: 25.06% Difference: -25.06%</p>	<p>Total Inspections: 4 Total Out of Service: 0</p> <p>Out of Service: 0.00% National Average: 7.13% Difference: -7.13%</p>	<p>Total Inspections: 0 Total Out of Service: 0</p> <p>Out of Service: 0.00% National Average: 3.61% Difference: -3.61%</p>

Inspection Viol OOS Rates by Cargo Group ToC

Cargo Group	OVERALL		VEHICLE		DRIVER		HAZMAT	
	Average	Compared to Average	Average	Compared to Average	Average	Compared to Average	Average	Compared to Average
General Freight	28.99%	Better	24.77%	Better	13.06%	Better	0.26%	Better
SALLH TRUCKING LLC	0%		0%		0%		0%	



FHWA Registration Information: The following data on this Motor Carrier is from the Federal Hwy Administration (as of 5/22/2024)								
Docket Number	DOT Number	Company Name	DBA Name	Address	City	State	Country	ZIP Code
MC1547302	4072192	SALLH TRUCKING LLC		8026 HARRIS HAWK CT	SACRAMENTO	CA	US	95829
Phone Number	Fax Number	Mail Address	Mail City	Mail State	Mail Contry	Mail ZIP Code	Mail Phone Number	Mail Fax Number
(916)-541-0286		8026 HARRIS HAWK CT	SACRAMENTO	CA	US	95829-9570		
Date of Last Change	Freight	Passenger	Household Goods	Active Authority	Pending Authority	Revocation Pending Authority		
5/22/2024	Y	N	N	/	/	/		

Insurance Required (as of 06/24/2024) ToC			
Docket Number	Insurance Type	Insurance Required	Insurance on File
MC1547302	BIPD	\$750k	\$0k
MC1547302	Cargo	No	No
MC1547302	Bond	No	No

Active / Pending Insurance (as of 06/24/2024)

No Data

Insurance History (as of 06/24/2024)									
Docket Number	Form	Type	Insurance Carrier	Policy/Surety	Coverage From	Coverage To	Effective Date From	Effective Date To	
MC1547302	91X	BIPD/Primary	SECURITY NATIONAL INSURANCE CO.	SMC1813621	\$0k	\$750k	05/16/2023	05/16/2024	35

Severe Violations (i.e. those with >= 8 points) - Chart ToC

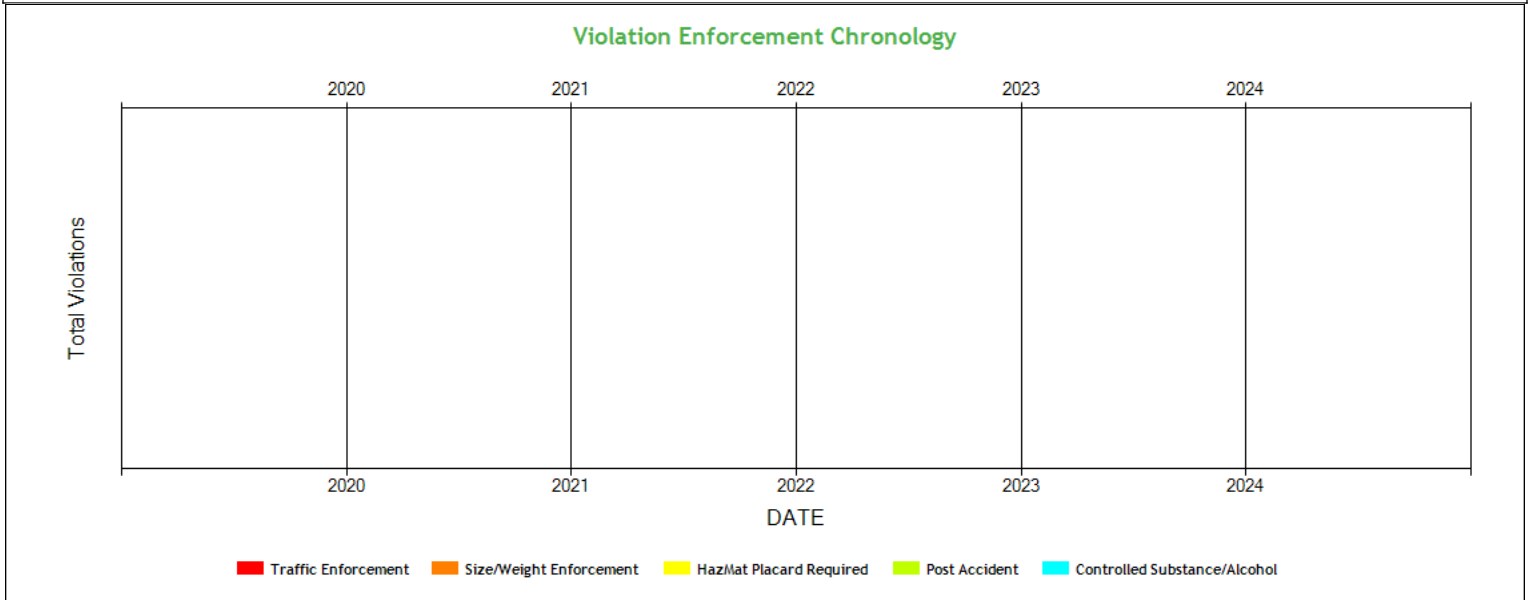
No Data

No data for Violation Report ToC


No data for Violation Summary



Violation Enforcement Chronology - Chart ToC



Inspection Violations & OOS Counts - Chart ToC

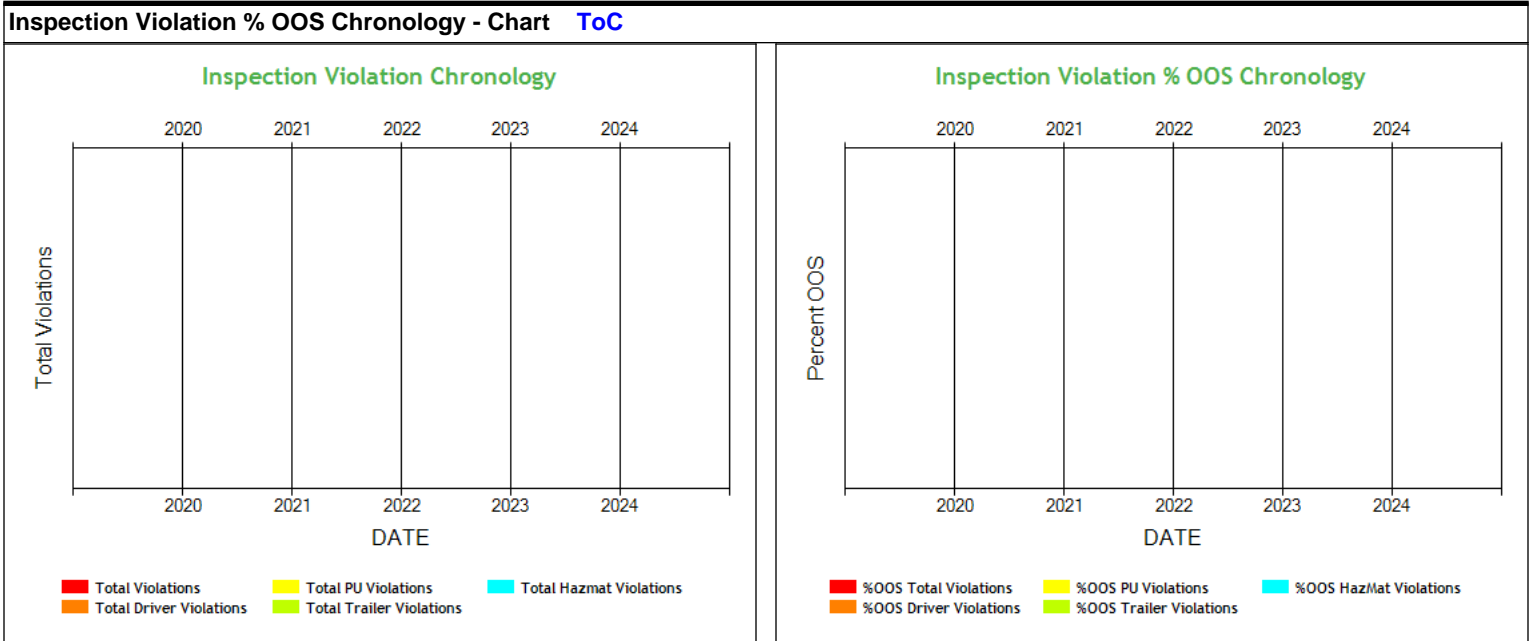


Radius of Operation (based on Inspections and Crashes during the past 3 years) ToC

	Total	Drive between 0 and 50 miles radius	Drive between 51 and 200 miles radius	Drive between 201 and 300 miles radius	Drive between 301 and 400 miles radius	Drive between 401 and 500 miles radius	Drive between 501 and 600 miles radius	Drive beyond 600 miles radius
Power Units (i.e. unique VINs)	1	0	0	1	0	0	0	0
Percent	100%	0%	0%	100%	0%	0%	0%	0%



Inspection & Crash Locations - Table ToC																				
State	Inspections					Violations					Out-of-Services					Crashes				
	2020	2021	2022	2023	2024	2020	2021	2022	2023	2024	2020	2021	2022	2023	2024	2020	2021	2022	2023	2024
TOTAL	0	0	0	3	1	0	0	0	0	0	0	0	0	0	0	0	0	0	0	0
CA	0	0	0	3	1	0	0	0	0	0	0	0	0	0	0	0	0	0	0	0



Percent of Insp & Crash by State - Table (based on Inspection data from the last 4 years) ToC								
State	Inspections		Violations		Out-of-Services		Crashes	
	Total	Percent	Total	Percent	Total	Percent	Total	Percent
	4	100	0	100	0	100	0	100
CA	4	100	0	0	0	0	0	0

Violations By Unit Type ToC
of Violations: 0 Total Severity: 0

Equipment Ownership ToCEquipment Ownership (based on MCS-150 dated 5/5/2023)					
	Trucks	Tractors	Trailers	Motor Coaches	Vans
Owned	0	1	0	0	0
Term Leased	0	0	1	0	0
Trip Leased	0	0	0	0	0
Total No.	0	1	1	0	0



Equipment Details Power Units ToC									
VIN	Latest Insp Date	Year	Make	Model	Body Class	Body Type	Axles	Len	Fuel Type
3AKJHHDV0KS JW8916	01/26/2024	2019	FREIGHTLINER	New Cascadia 126" Sleepercab	Truck-Tractor	-	-	-	Diesel

Equipment Details Trailers									
VIN	Latest Insp Date	Year	Make	Model	Body Class	Body Type	Axles	Len	Fuel Type
3H3V532C9FT1 85020	01/26/2024	2015	HYUNDAI OF MEXICO	HYUNDAI TRANSLEAD	Trailer	Van Trailer	2	53	-
1JJV532D3KL09 9060	12/04/2023	2019	WABASH NATIONAL	Dry Van Duraplate	Trailer	Van Trailer	2	53	-

Vehicle Age ToC				
Year	# Power Units	PU Percentage	# Trailers	Trailres Percentage
2019	1	100.00%	1	50.00%
2015	0	0.00%	1	50.00%

Based on 24 months of inspection data, see the live report for more options

Equipment Acquisitions - Table ToC						
	Power Units inspected for 1st time in past 12 months	Power Units inspected for 1st time in past 24 months	Power Units inspected during entire date range	Trailers inspected for 1st time in past 12 months	Trailers inspected for 1st time in past 24 months	Trailers inspected during entire date range
Unique VINs	1	1	1	2	2	2
Unique License Plates	1	1	1	2	2	2
License Plate States	1	1	1	2	2	2

Driver Details ToC Driver Details (based on MCS-150 dated 5/5/2023)			
	Within 100 mi	Beyond 100 mi	TOTAL
# Drivers Interstate	0	1	1
# Drivers Intrastate	0	0	0
TOTAL	0	1	/

Avg. # Trip Lease Drivers/Mo: 0 # Drivers Grand Total: 1 # Drivers Commercially Licensed: 1

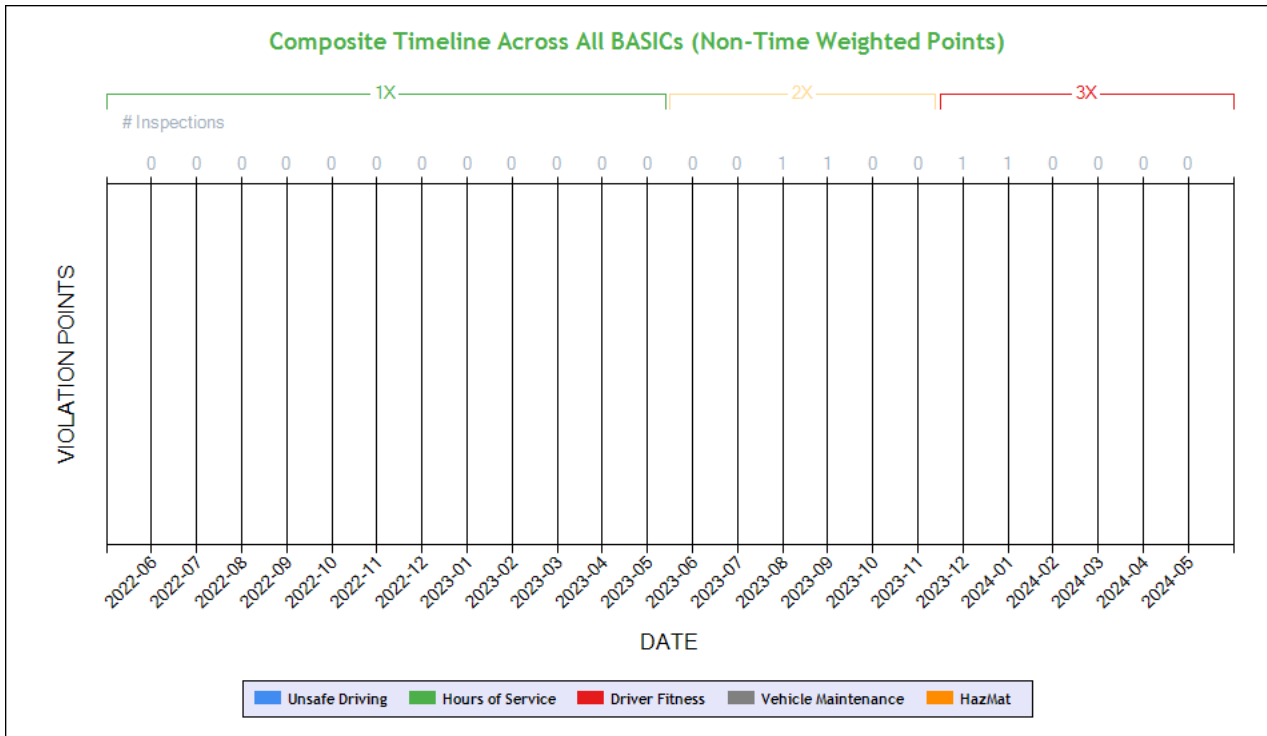
Shared VIN Summary ToC
No Data

SHIPPERS DETAIL [ToC](#) based on Inspection results for the last 4 years

Shipper Name	Number of Inspections	Shipper Name	Number of Inspections
No Shipper listed	3	CUSTOM BUILDING PRODUCTS	1



Carrier Underwriting Report Safety Summary ToC



Time-Weighted Violation Points - no data available to draw a chart

Time-Weighted Violation Points by Vehicle - no data available to draw a chart

See the Excel file for the complete analysis

Violations is in (1-6/7-12/13-24mo)

Shaded = Out Of Service Violation		
Violation Group		
Violation Description	Total Time-weighted Points by VIN	% of Total Time-weighted Points by VIN
Driver Resp		
Total Time-weighted Points		
% Total Time-Wt Pts		

COLOR CODED CRASH TABLE ToC

No crashes have been reported by the DOT on this Motor Carrier

INSPECTIONS WITH SHARED EQUIPMENT:

No Data

Inspection Summary By Month (based on inspections from the last 4 years) ToC						
Year-Month	Number of Inspections	Number of Power Units	Total Violations	Total OOS Inspections	Total Severity Points	Number of Crashes
2024-01	1	1	0	0	0	0
2023-12	1	1	0	0	0	0
2023-09	1	1	0	0	0	0
2023-08	1	1	0	0	0	0



Carrier Software
1-800-646-5152
info@CarrierSoftware.com

**CONFIDENTIAL - Intended for use by Amerigo Insurance Agency - Date:
6/24/2024**

SALLH TRUCKING LLC - DOT# 4072192 / MC1547302

Note: The most recent month's counts may not include all the inspections for that month.