



Table of Contents

1. Overview	2. BASIC Scores History
3. BASIC Measures	4. KPI: BASIC Measures by Cargo Group
5. Estimated ISS Score	6. Investigation Results
7. Penalties History	8. Acute Critical Violations
9. Red Flag Violation Details	10. DOT Registration Information
11. DOT MCS-150 History	12. Crash Summary
13. Inspection Summary	14. KPI: Inspection Viol OOS Rates by Cargo Group
15. FHWA Registration Information	16. FHWA Insurance Information
17. FHWA Authorities	18. Severe Violations
19. Violation Report	20. Violation Summary
21. Violation Enforcement Chronology	22. Inspection Violations & OOS Counts
23. Radius Of Operation	24. Inspection & Crash Locations
25. Cargo Hot Spots	26. Inspection Violations & OOS Chronology
27. Percent of Insp & Crash by State	28. VIN Insp Summary by State
29. Violations By Unit Type	30. Equipment Ownership
31. Equipment Details	32. Vehicle Age
33. States of Power Unit Registrations	34. Equipment Acquisitions
35. Driver Details	36. Shared VIN Summary
37. Shipper Table	38. Safety Summary
39. Safety Details	40. Crash Detail Color Coded
41. Inspections with Shared Equipment	42. Inspection Tabular Details
43. Inspection Summary By Month	44. VIN Inspection Violation Details
45. Inspection History	46. Crash Hot Spots
47. DOT MCS-150 History Equipment and Driver Details	48. Chameleon



Business Address

2043 BRIDGET MARIE DR
MODESTO, CA
95351

Contact Info

(209)-494-5609

BALDEVSINGH1783@GMAIL.COM

FHWA Address

2043 BRIDGET MARIE DR
MODESTO,CA,95351
Phone:(209)-494-5609

Mailing Address

2043 BRIDGET MARIE DR
MODESTO, CA
95351

Overview ToC

Operating Status: AUTHORIZED FOR Property
2 other companies viewed this DOT in the past two months
Crash/PU ratio: 0.0%
Clean Inspection ratio: 75.0%

Estimated BASIC Scores (as of 6/30/2025)

	Unsafe Driving	Hours of Service	Driver Fitness	Controlled Sub. and Alcohol	Vehicle Maintenance	HM Compliance	Crash
Relative Scores	0% ○	0% ⊖	0% ○	0% ○	0% ○	0% ○	0% ○
Alert Status	No	No	No	No	No	No	No



Estimated Inspection Selection System (ISS) Score: 1
Category: Pass

BASIC Scores History - Unsafe Driving ToC

There are no Scores for this BASIC

BASIC Scores History - Hours of Service ToC

There are no Scores for this BASIC

BASIC Scores History - Driver Fitness ToC

There are no Scores for this BASIC

BASIC Scores History - Controlled Substance ToC

There are no Scores for this BASIC



BASIC Scores History - Vehicle Maintenance ToC

There are no Scores for this BASIC

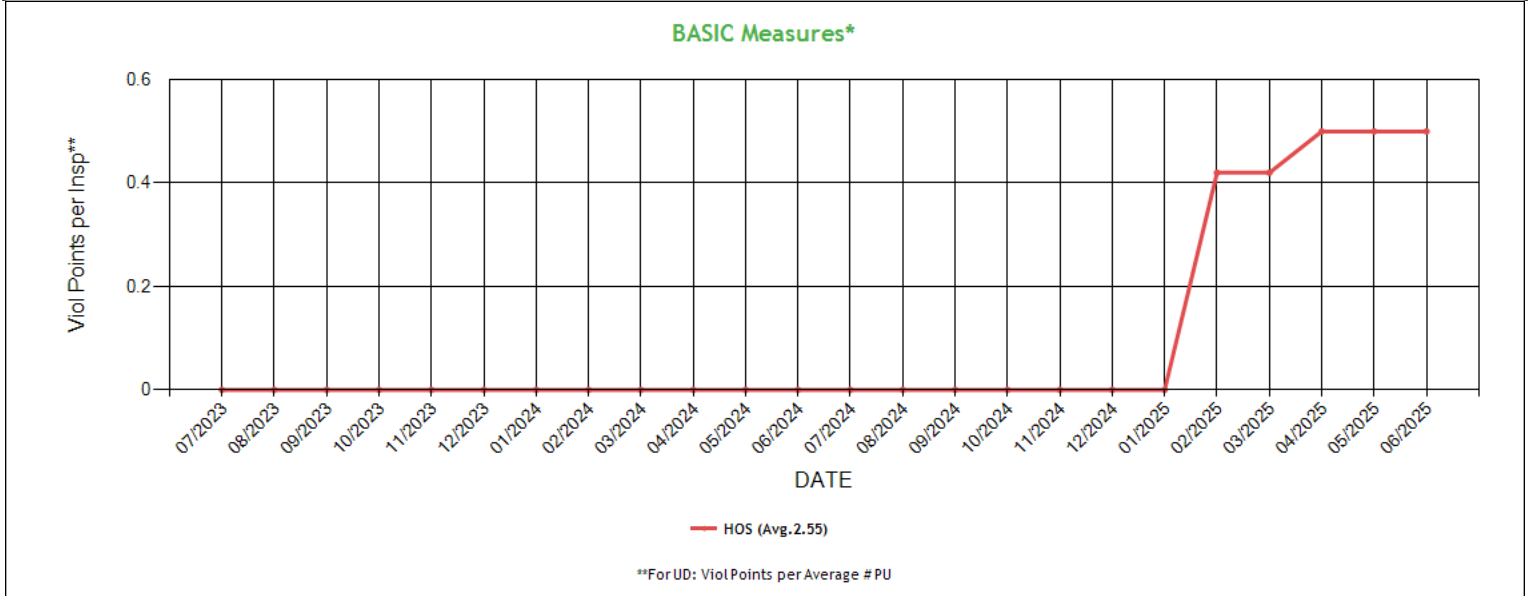
BASIC Scores History - Crash ToC

There are no Scores for this BASIC

BASIC Scores History - Hazmat ToC

There are no Scores for this BASIC

BASIC Measures: Violation Points per Inspection Trends ToC



* BASIC Measures are the absolute SMS scores that are compared within each Safety Event Group to determine the BASIC Score percentiles. Averages based on fleets with 1-5 power units.



BASIC Measures * - Table ToC

UD-Unsafe Driving, HOS-Hours of Service, DF-Driver Fitness, CS-Controlled Substances, VM-Vehicle Maintenance

Date	UD Measure	UD AC	UD with Viol	HOS Measure	HOS AC	HOS with Viol	DF Measure	DF AC	DF with Viol	CS Measure	CS AC	CS with Viol	VM Measure	VM AC	VM with Viol
06/2025	0.00	N	0	0.50	N	1	0.00	N	0	0.00	N	0	0.00	N	0
05/2025	0.00	N	0	0.50	N	1	0.00	N	0	0.00	N	0	0.00	N	0
04/2025	0.00	N	0	0.50	N	1	0.00	N	0	0.00	N	0	0.00	N	0
03/2025	0.00	N	0	0.42	N	1	0.00	N	0	0.00	N	0	0.00	N	0
02/2025	0.00	N	0	0.42	N	1	0.00	N	0	0.00	N	0	0.00	N	0
01/2025	0.00	N	0	0.00	N	0	0.00	N	0	0.00	N	0	0.00	N	0
12/2024	0.00	N	0	0.00	N	0	0.00	N	0	0.00	N	0	0.00	N	0
11/2024	0.00	N	0	0.00	N	0	0.00	N	0	0.00	N	0	0.00	N	0
10/2024	0.00	N	0	0.00	N	0	0.00	N	0	0.00	N	0	0.00	N	0
09/2024	0.00	N	0	0.00	N	0	0.00	N	0	0.00	N	0	0.00	N	0
08/2024	0.00	N	0	0.00	N	0	0.00	N	0	0.00	N	0	0.00	N	0
07/2024	0.00	N	0	0.00	N	0	0.00	N	0	0.00	N	0	0.00	N	0
06/2024	0.00	N	0	0.00	N	0	0.00	N	0	0.00	N	0	0.00	N	0
05/2024	0.00	N	0	0.00	N	0	0.00	N	0	0.00	N	0	0.00	N	0
04/2024	0.00	N	0	0.00	N	0	0.00	N	0	0.00	N	0	0.00	N	0
03/2024	0.00	N	0	0.00	N	0	0.00	N	0	0.00	N	0	0.00	N	0
02/2024	0.00	N	0	0.00	N	0	0.00	N	0	0.00	N	0	0.00	N	0
01/2024	0.00	N	0	0.00	N	0	0.00	N	0	0.00	N	0	0.00	N	0
12/2023	0.00	N	0	0.00	N	0	0.00	N	0	0.00	N	0	0.00	N	0
11/2023	0.00	N	0	0.00	N	0	0.00	N	0	0.00	N	0	0.00	N	0
10/2023	0.00	N	0	0.00	N	0	0.00	N	0	0.00	N	0	0.00	N	0
09/2023	0.00	N	0	0.00	N	0	0.00	N	0	0.00	N	0	0.00	N	0
08/2023	0.00	N	0	0.00	N	0	0.00	N	0	0.00	N	0	0.00	N	0
07/2023	0.00	N	0	0.00	N	0	0.00	N	0	0.00	N	0	0.00	N	0
06/2023	0.00	N	0	0.00	N	0	0.00	N	0	0.00	N	0	0.00	N	0
05/2023	0.00	N	0	0.00	N	0	0.00	N	0	0.00	N	0	0.00	N	0
04/2023	0.00	N	0	0.00	N	0	0.00	N	0	0.00	N	0	0.00	N	0
03/2023	0.00	N	0	0.00	N	0	0.00	N	0	0.00	N	0	0.00	N	0
02/2023	0.00	N	0	0.00	N	0	0.00	N	0	0.00	N	0	0.00	N	0
01/2023	0.00	N	0	0.00	N	0	0.00	N	0	0.00	N	0	0.00	N	0
12/2022	0.00	N	0	0.00	N	0	0.00	N	0	0.00	N	0	0.00	N	0
11/2022	0.00	N	0	0.00	N	0	0.00	N	0	0.00	N	0	0.00	N	0
10/2022	0.00	N	0	0.00	N	0	0.00	N	0	0.00	N	0	0.00	N	0
09/2022	0.00	N	0	0.00	N	0	0.00	N	0	0.00	N	0	0.00	N	0
08/2022	0.00	N	0	0.00	N	0	0.00	N	0	0.00	N	0	0.00	N	0
07/2022	0.00	N	0	0.00	N	0	0.00	N	0	0.00	N	0	0.00	N	0
06/2022	0.00	N	0	0.00	N	0	0.00	N	0	0.00	N	0	0.00	N	0
05/2022	0.00	N	0	0.00	N	0	0.00	N	0	0.00	N	0	0.00	N	0
04/2022	0.00	N	0	0.00	N	0	0.00	N	0	0.00	N	0	0.00	N	0
04/2020	0.00	N	0	0.50	N	1	0.00	N	0	0.00	N	0	0.00	N	0
03/2020	0.00	N	0	0.50	N	1	0.00	N	0	0.00	N	0	0.00	N	0
02/2020	0.00	N	0	0.50	N	1	0.00	N	0	0.00	N	0	0.00	N	0
01/2020	0.00	N	0	0.25	N	1	0.00	N	0	0.00	N	0	6.00	N	1

* BASIC Measures are the absolute SMS scores that are compared within each Safety Event Group to determine the BASIC Score percentiles.

KPI: BASIC Measures by Fleet Size and Cargo Group ToC

Fleet Size: 1-5 PUs

Cargo Group (Companies)	Unsafe Driving		Hours of Service		Driver Fitness		Controlled Substance		Vehicle Maintenance		HM Compliance		Crash	
	Avg.	Comp. to Avg.	Avg.	Comp. to Avg.	Avg.	Comp. to Avg.	Avg.	Comp. to Avg.	Avg.	Comp. to Avg.	Avg.	Comp. to Avg.	Avg.	Comp. to Avg.
General Freight (487163)	0.79	Better	0.22	Worse	0.20	Better	0.01	Better	1.87	Better	0.01	Better	0.06	Better
BALDEV SINGH	0.00		0.50		0.00		0.00		0.00		0.00		0.00	



Estimated ISS Score: **1 Pass** **ToC** **About the Inspection Selection System**

Estimated ISS Score History - Table **ToC**

Date	Estimated ISS Score	Recommendation	Algorithm
07/04/2025	1	Pass	Safety Algorithm
06/06/2025	1	Pass	Safety Algorithm
04/25/2025	1	Pass	Safety Algorithm
03/28/2025	1	Pass	Safety Algorithm
02/28/2025	1	Pass	Safety Algorithm
01/31/2025	1	Pass	Safety Algorithm
12/27/2024	1	Pass	Safety Algorithm
11/29/2024	1	Pass	Safety Algorithm
10/25/2024	1	Pass	Safety Algorithm
09/27/2024	1	Pass	Safety Algorithm
08/30/2024	1	Pass	Safety Algorithm
07/26/2024	1	Pass	Safety Algorithm
06/28/2024	1	Pass	Safety Algorithm
05/31/2024	1	Pass	Safety Algorithm
04/26/2024	1	Pass	Safety Algorithm
03/29/2024	72	Optional Inspect	Insufficient Data Algorithm
02/23/2024	72	Optional Inspect	Insufficient Data Algorithm
01/26/2024	72	Optional Inspect	Insufficient Data Algorithm
12/29/2023	70	Optional Inspect	Insufficient Data Algorithm
11/24/2023	63	Optional Inspect	Insufficient Data Algorithm
10/27/2023	63	Optional Inspect	Insufficient Data Algorithm
09/29/2023	63	Optional Inspect	Insufficient Data Algorithm
08/25/2023	63	Optional Inspect	Insufficient Data Algorithm
07/28/2023	63	Optional Inspect	Insufficient Data Algorithm
06/30/2023	63	Optional Inspect	Insufficient Data Algorithm
05/26/2023	63	Optional Inspect	Insufficient Data Algorithm
04/28/2023	63	Optional Inspect	Insufficient Data Algorithm
03/31/2023	63	Optional Inspect	Insufficient Data Algorithm
02/24/2023	63	Optional Inspect	Insufficient Data Algorithm
01/27/2023	63	Optional Inspect	Insufficient Data Algorithm
12/30/2022	63	Optional Inspect	Insufficient Data Algorithm
11/25/2022	63	Optional Inspect	Insufficient Data Algorithm
10/28/2022	63	Optional Inspect	Insufficient Data Algorithm
09/30/2022	63	Optional Inspect	Insufficient Data Algorithm
08/26/2022	63	Optional Inspect	Insufficient Data Algorithm
07/29/2022	63	Optional Inspect	Insufficient Data Algorithm
06/24/2022	63	Optional Inspect	Insufficient Data Algorithm
05/27/2022	63	Optional Inspect	Insufficient Data Algorithm
04/29/2022	63	Optional Inspect	Insufficient Data Algorithm
04/24/2020	72	Optional Inspect	Insufficient Data Algorithm
03/27/2020	72	Optional Inspect	Insufficient Data Algorithm
02/28/2020	72	Optional Inspect	Insufficient Data Algorithm
01/31/2020	1	Pass	Safety Algorithm

Investigation Results **ToC**

No Investigations reported on FMCSA website



Penalties History [ToC](#)

There is a problem with the Penalties data on FMCSA website.

Acute Critical Violations (Based on Investigations as per CSA Methodology Appendix A) [ToC](#)

No Data

No red flag violations in the last 24 months

DOT Registration Information: The following information on this specific DOT # is from the Federal DOT (as of Operating Authority

DOT Registration: 04/13/2016		Total Power Units: 1	Total Trucks: 1	Total Trailers: 1	Total Passenger Vehicles: 0
Status	Entity Type	Organization Type	Nation	Total Cars	Drivers / CDL Drivers
A	C	-	US	0	1* / 1
MCS-150 Date	Op Codes	Shipper Op Codes	Shipper HazMat Op Codes	Latest Review Type	Latest Review Document Number(Date)
03/20/2024	A				()
MCS-150 Mileage (Year)	Record Update Date	Transports Hazmats	DOT Census Date	Recordable Accident Rate	Preventable Accident Rate
24,665 (2023)	03/20/2024	N	04/13/2016	0%	0%
MCS-151 Mileage	Safety Rating (Date)	SEA Accident	SEA Driver	SEA Vehicle	SEA Management
0	None (None)	0%	0%	0%	0%
Classification Codes		Cargo Carried (per MCS-150)			
Authorized-For-Hire		General Freight			

DOT MCS-150 History [ToC](#)

(as of 07/09/2023 DOT census)

Census Date	MCS-150 Date	MCS-150 Mileage	VMT Year	Power Units	Drivers	Trailers	Company Rep1	Company Rep2	Email
7/9/2023	6/20/2023	1	2021	1	1	1	BALDEV SINGH		BALDEVSINGH1783@gmail.com
5/9/2022	4/20/2022	1	2021	1	1	1	BALDEV SINGH		BALDEVSINGH1783@gmail.com
6/9/2021	5/26/2020	60731	2017	1	1	1	BALDEV SINGH		batala@sbcglobal.net
9/12/2018	8/31/2018	60731	2017	1	1	1	BALDEV SINGH		BATALA@SBCGLOBAL.NET
5/10/2016	4/13/2016	0		1	4	1	BALDEV SINGH		BATALA@SBCGLOBAL.NET

Crash Summary Chart [ToC](#)**Crashes Summary - Chart** (based on all available crash data)

No Data

Crashes Summary - Table (based on all available crash data) [ToC](#)

	TOTAL	Last 6 months	7-12 months	13-18 months	19-24 months	25-30 months	30-36 months	37-41 months	42-48 months	Over 49 months
Total Reportable	0	0	0	0	0	0	0	0	0	0
Fatalities	0	0	0	0	0	0	0	0	0	0
Injuries	0	0	0	0	0	0	0	0	0	0
Tow Away	0	0	0	0	0	0	0	0	0	0
With Citations	0	0	0	0	0	0	0	0	0	0
Federal Recordable	0	0	0	0	0	0	0	0	0	0
Preventable	0	0	0	0	0	0	0	0	0	0
Crash per Pwr Unit	-	0.0%	0.0%	0.0%	0.0%	0.0%	0.0%	0.0%	0.0%	-



Inspection Summary ToC

The following inspection information is based on results for 24 months prior to: 07/31/2025. Please note that the total inspections number is not necessarily the total of the vehicle, driver and hazmat inspections, as one inspection may have included any combination of the below inspections.

Overall	Vehicle	Driver	Hazmat
(Please note that the total inspections number is not necessarily the total of the vehicle, driver and hazmat inspections, as one inspection may have included any combination of the below inspections) Total Inspections: 4 Total Out of Service: 0 Out of Service: 0% National Average: 21.02% Difference: -21.02%	Total Inspections: 0 Total Out of Service: 0 Out of Service: 0.00% National Average: 25.28% Difference: -25.28%	Total Inspections: 4 Total Out of Service: 0 Out of Service: 0.00% National Average: 6.65% Difference: -6.65%	Total Inspections: 0 Total Out of Service: 0 Out of Service: 0.00% National Average: 2.52% Difference: -2.52%

KPI: Inspection Viol OOS Rates by Cargo Group ToC

Cargo Group	OVERALL		VEHICLE		DRIVER		HAZMAT	
	Average	Compared to Average	Average	Compared to Average	Average	Compared to Average	Average	Compared to Average
General Freight	28.92%	Better	25.17%	Better	12.79%	Better	0.16%	Better
BALDEV SINGH	0%		0%		0%		0%	

FHWA Registration Information: The following data on this Motor Carrier is from the Federal Hwy Administration (as of 8/20/2024)

Docket Number	DOT Number	Company Name	DBA Name	Address	City	State	Country	ZIP Code
MC965697	2877212	BALDEV SINGH	AP TRUCKING	2043 BRIDGET MARIE DR	MODESTO	CA	US	95351
Phone Number	Fax Number	Mail Address	Mail City	Mail State	Mail Contry	Mail ZIP Code	Mail Phone Number	Mail Fax Number
(209)-494-5609								
Date of Last Change	Freight	Passenger	Household Goods	Active Authority	Pending Authority	Revocation Pending Authority		
8/20/2024	Y	N	N	/ Common /	/	/		

Insurance Required (as of 08/20/2024) ToC

Docket Number	Insurance Type	Insurance Required	Insurance on File
MC965697	BIPD	\$750k	\$750k
MC965697	Cargo	No	No
MC965697	Bond	No	No

Active / Pending Insurance (as of 08/20/2024)

Docket Number	Form	Type	Insurance Carrier	Policy/Surety	Coverage From	Coverage To	Required	On File	Effective Date	Cancel Date
MC965697	91X	BIPD/Primary	UNITED FINANCIAL CASUALTY COMPANY	CA985265476	\$0k	\$750k	\$750k	\$750k	08/20/2024	-



Insurance History (as of 08/20/2024)

Docket Number	Form	Type	Insurance Carrier	Policy/Surety	Coverage From	Coverage To	Effective Date From	Effective Date To
MC965697	91X	BIPD/Primary	ASCOT SPECIALTY INSURANCE COMPANY	ASC-8279620-00	\$0k	\$750k	07/15/2024	08/31/2024 Cancelled
MC965697	91X	BIPD/Primary	ASCOT SPECIALTY INSURANCE COMPANY	ASC-8279620-00	\$0k	\$750k	07/15/2024	08/20/2024 Replaced
MC965697	91X	BIPD/Primary	CLEAR SPRING PROPERTY AND CASUALTY COMPANY	CAM000787	\$0k	\$750k	07/21/2023	07/15/2024 Replaced
MC965697	91X	BIPD/Primary	QUALITAS INSURANCE COMPANY	QCAD-107280-01	\$0k	\$750k	05/19/2022	05/19/2023 Cancelled
MC965697	91X	BIPD/Primary	NORTHLAND INSURANCE COMPANY	WN205255	\$0k	\$750k	03/01/2017	01/10/2019 Cancelled
MC965697	91X	BIPD/Primary	NATIONAL LIABILITY & FIRE INS CO.	73TRS060617	\$0k	\$750k	04/28/2016	02/08/2017 Cancelled

FHWA Authorities (as of 08/20/2024) ToC

Docket#	L&I Name	Active Authority	Inactive Authority	Pending Authority	Revocation Pending Authority	Freight	Passenger	Household Goods
MC965697	BALDEV SINGH	Common /				Yes	No	No

Authority History (as of 08/20/2024)

Docket Number	Sub	Auth Type	Original Action	Disposition
MC965697		COMMON	INVOLUNTARY REVOCATION 8/5/2024 12:00:00 AM	DISCONTINUED REVOCATION 8/15/2024 12:00:00 AM
MC965697		COMMON	REINSTATED 8/3/2023 12:00:00 AM	
MC965697		COMMON	REINSTATED 6/10/2022 12:00:00 AM	REVOKED 5/30/2023 12:00:00 AM
MC965697		COMMON	REINSTATED 3/16/2017 12:00:00 AM	REVOKED 1/16/2019 12:00:00 AM
MC965697		COMMON	GRANTED 5/5/2016 12:00:00 AM	REVOKED 2/14/2017 12:00:00 AM

Severe Violations (i.e. those with >= 8 points) - Chart ToC

No Data

Severe Violations (i.e. those with >= 8 points) - Table

No Data



Violation Report ToC

Inspection Date	Inspection State	BASIC	Violation Description	OOS	VIN	Severity Points
02/07/2025	MN	-	392.2SLLEWA1 - State/Local Laws - Excessive Weight - 1-2500 Lbs Over On An Axle/Axle Groups.	No	4V4NC9EH3CN536629	0
02/07/2025	MN	-	392.2SLLSR - State/Local Laws - State registration/tag violation	No	4V4NC9EH3CN536629	3
02/07/2025	MN	Vehicle Maintenance	396.17CPI - OPERATING A CMV WITHOUT DOCUMENTATION OF A PERIODIC INSPECTION.	No	4V4NC9EH3CN536629	4
02/07/2025	MN	Hours-Of-Service	395.30B2ELDDFC24 - HOS (ELD) - DRIVER FAILING TO CERTIFY THE RECORD IMMEDIATELY AFTER THE FINAL REQUIRED ENTRY HAS BEEN MADE OR CORRECTED FOR THE 24 HOUR PERIOD.	No	4V4NC9EH3CN536629	1
12/19/2023	UT	Vehicle Maintenance	396.17C - Operating a CMV without proof of a periodic inspection	No	1UYVS25329U709504	4
12/19/2023	UT	Vehicle Maintenance	396.17C - Operating a CMV without proof of a periodic inspection	No	4V4NC9EH3CN536629	4
10/20/2018	UT	-	392.2SLLEWA1 - State/Local Laws - Excessive Weight - 1-2500 Lbs Over On An Axle/Axle Groups.	No	1UYVS25329U709504	0
08/21/2018	CO	Hours-Of-Service	395.24C2III - Driver failed to manually add shipping document number	No	4V4NC9EH3CN536629	1
02/26/2018	CA	Vehicle Maintenance	393.45B2UV - Brake Hose or Tubing Chafing and/or Kinking Under Vehicle	Yes	4V4NC9EH3CN536629	4

No filters were applied when generating this report, see the live report for more options.

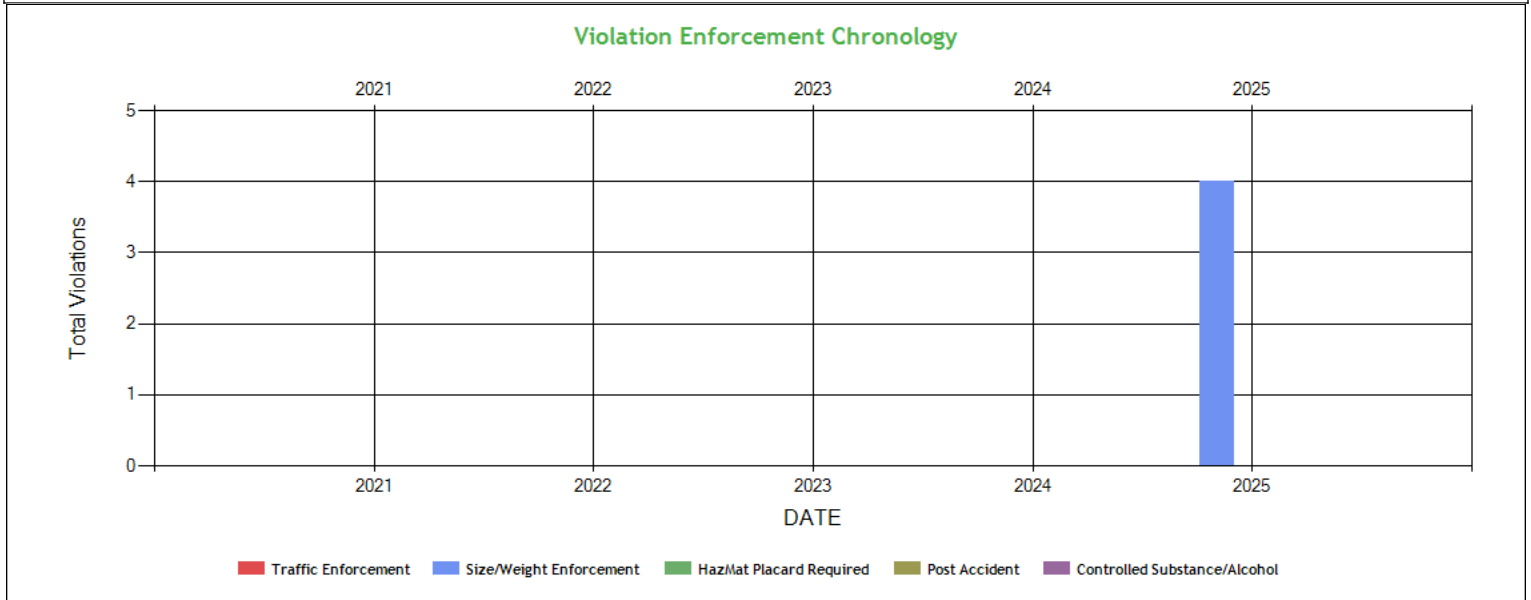
Violation Summary ToC

BASIC	Violation Group	Code	Description	# of Violations	# of OOS Violations	Severity Points
Vehicle Maintenance	Inspection Reports	396.17CPI	OPERATING A CMV WITHOUT DOCUMENTATION OF A PERIODIC INSPECTION.	1	0	4
Vehicle Maintenance	Inspection Reports	396.17C	Operating a CMV without proof of a periodic inspection	2	0	4
	ADMIN MOTOR CARRIER	392.2SLLSR	State/Local Laws - State registration/tag violation	1	0	3
Hours-Of-Service (HOS) Compliance	Other Log/Form & Manner	395.30B2ELDDFC24	HOS (ELD) - DRIVER FAILING TO CERTIFY THE RECORD IMMEDIATELY AFTER THE FINAL REQUIRED ENTRY HAS BEEN MADE OR CORRECTED FOR THE 24 HOUR PERIOD.	1	0	1
	Not used in SMS Calculation	392.2SLLEWA1	State/Local Laws - Excessive Weight - 1-2500 Lbs Over On An Axle/Axle Groups.	1	0	0

No filters were applied when generating this report, see the live report for more options.



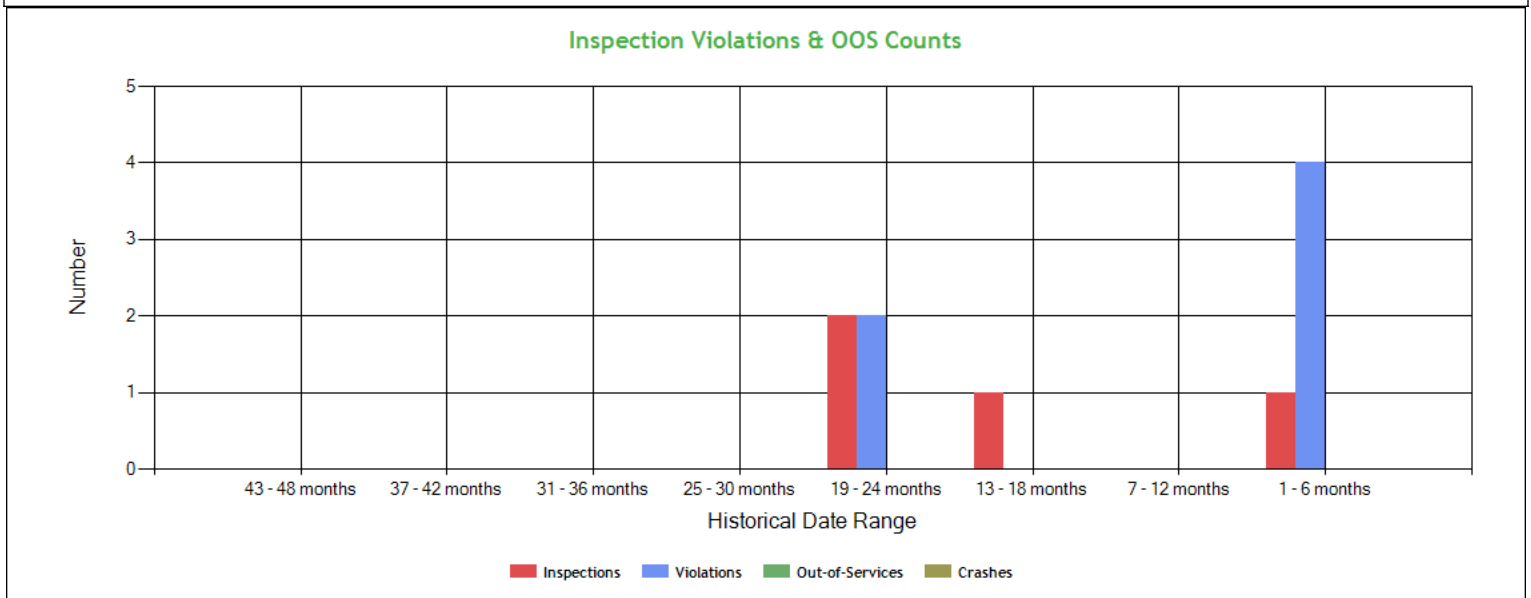
Violation Enforcement Chronology - Chart ToC



Violation Enforcement Chronology - Table ToC

	2021	2022	2023	2024	2025
Traffic Enforcement	0	0	0	0	0
Size/Weight Enforcement	0	0	0	0	4
HazMat Placard Required	0	0	0	0	0
Post Accident	0	0	0	0	0
Controlled Substance/Alcohol	0	0	0	0	0

Inspection Violations & OOS Counts - Chart ToC





Inspection Violations & OOS Counts - Table [ToC](#)

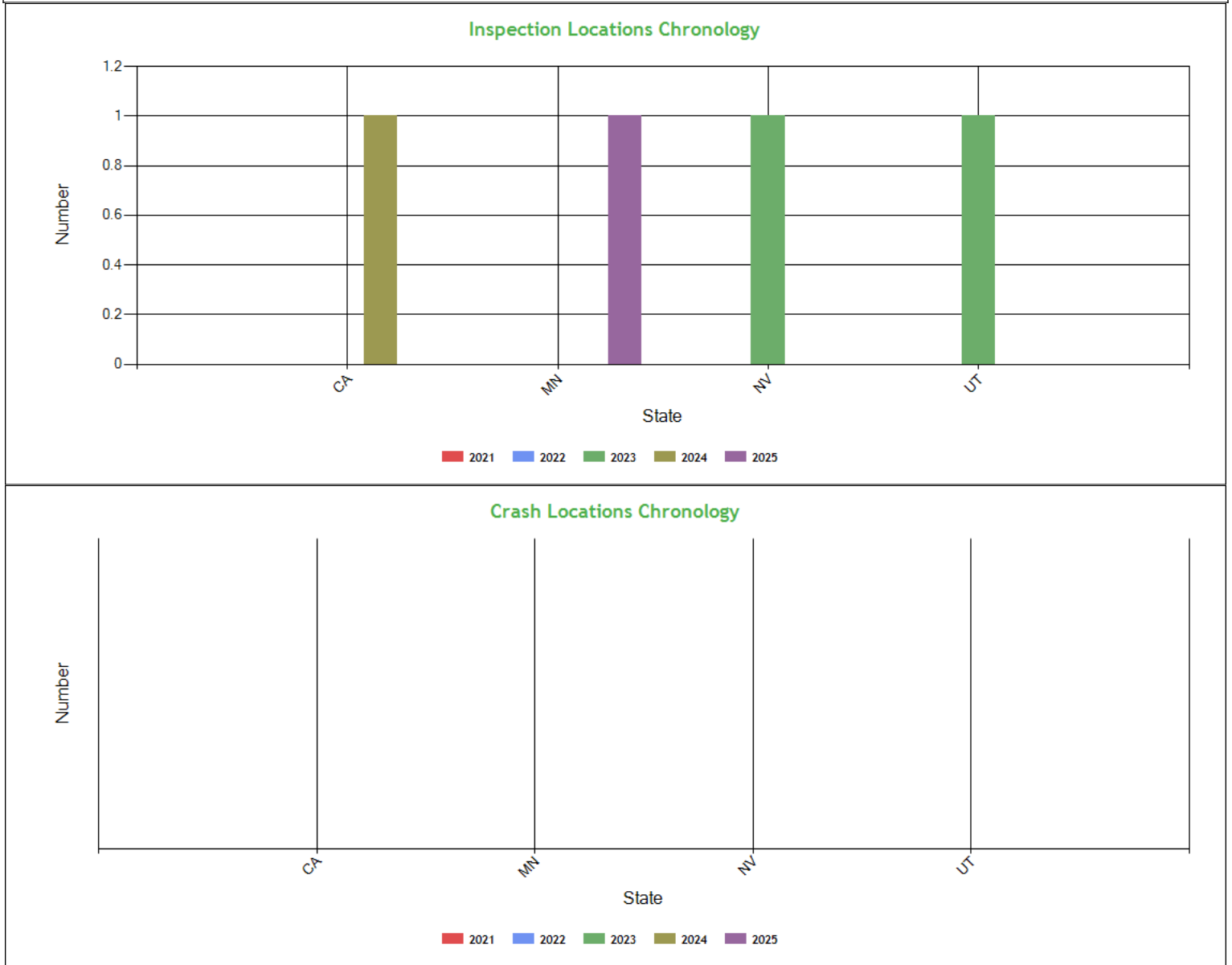
Date Range	Inspections	Violations	Out-of-Services	Crashes
TOTAL	4	6	0	0
1 - 6 months	1	4	0	0
7 - 12 months	0	0	0	0
13 - 18 months	1	0	0	0
19 - 24 months	2	2	0	0
25 - 30 months	0	0	0	0
31 - 36 months	0	0	0	0
37 - 42 months	0	0	0	0
43 - 48 months	0	0	0	0

Radius of Operation (based on Inspections and Crashes during the past 3 years) [ToC](#)

	Total	Drive between 0 and 50 miles radius	Drive between 51 and 200 miles radius	Drive between 201 and 300 miles radius	Drive between 301 and 400 miles radius	Drive between 401 and 500 miles radius	Drive between 501 and 600 miles radius	Drive beyond 600 miles radius
Power Units (i.e. unique VINs)	1	0	0	0	0	0	0	1
Percent	100%	0%	0%	0%	0%	0%	0%	100%



Inspection & Crash Locations - Chart ToC



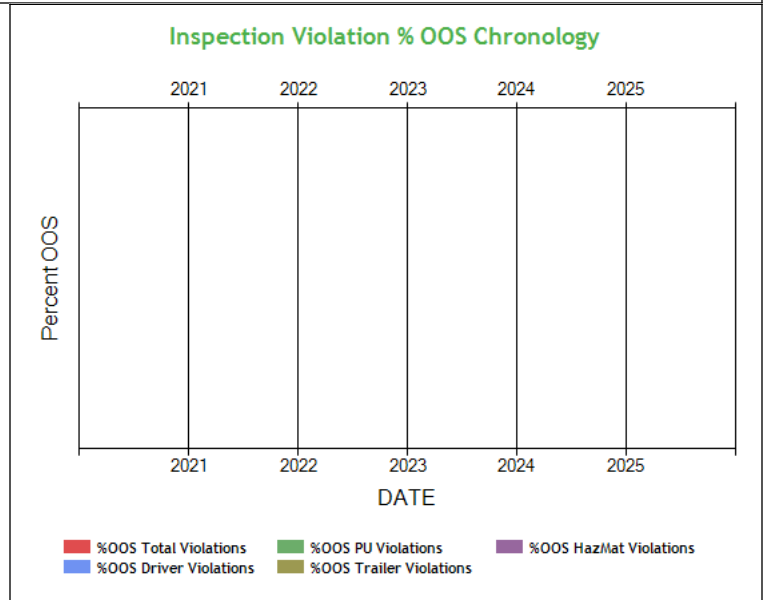
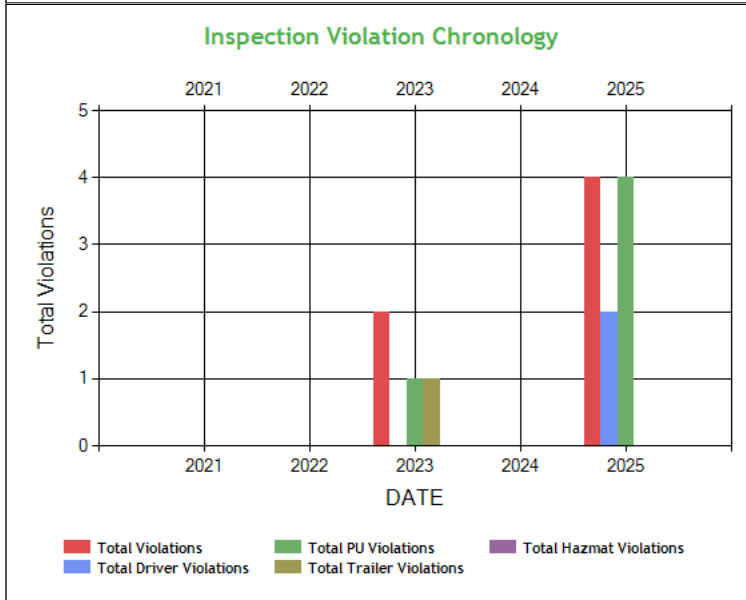
Inspection & Crash Locations - Table ToC

State	Inspections					Violations					Out-of-Services					Crashes				
	2021	2022	2023	2024	2025	2021	2022	2023	2024	2025	2021	2022	2023	2024	2025	2021	2022	2023	2024	2025
TOTAL	0	0	2	1	1	0	0	2	0	4	0	0	0	0	0	0	0	0	0	0
CA	0	0	0	1	0	0	0	0	0	0	0	0	0	0	0	0	0	0	0	0
MN	0	0	0	0	1	0	0	0	0	4	0	0	0	0	0	0	0	0	0	0
NV	0	0	1	0	0	0	0	0	0	0	0	0	0	0	0	0	0	0	0	0
UT	0	0	1	0	0	0	0	2	0	0	0	0	0	0	0	0	0	0	0	0

No hot spot data in the last 12 months



Inspection Violation % OOS Chronology - Chart ToC

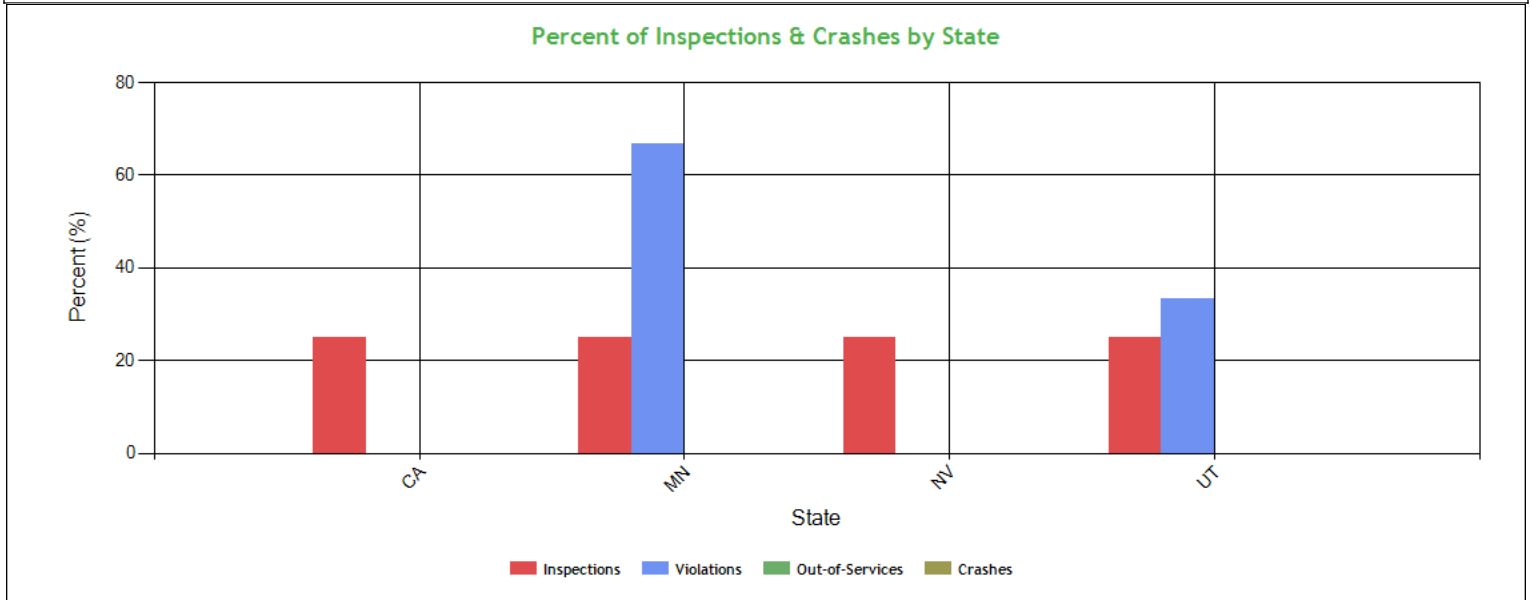


Inspection Violation % OOS Chronology - Table ToC

	2021	2022	2023	2024	2025
Total Violations	0	0	2	0	4
Total Out Of Services	0	0	0	0	0
%OOS Total Violations	0	0	0	0	0
Total Driver Violations	0	0	0	0	2
Total Driver Out Of Services	0	0	0	0	0
%OOS Driver Violations	0	0	0	0	0
Total PU Violations	0	0	1	0	4
Total PU Out Of Services	0	0	0	0	0
%OOS PU Violations	0	0	0	0	0
Total Trailer Violations	0	0	1	0	0
Total Trailer Out Of Services	0	0	0	0	0
%OOS Trailer Violations	0	0	0	0	0
Total Hazmat Violations	0	0	0	0	0
Total Hazmat Out Of Services	0	0	0	0	0
%OOS HazMat Violations	0	0	0	0	0



Percent of Insp & Crash by State - Chart ToC



Percent of Insp & Crash by State - Table (based on Inspection data from the last 4 years) ToC

State	Inspections		Violations		Out-of-Services		Crashes	
	Total	Percent	Total	Percent	Total	Percent	Total	Percent
	4	100	6	100	0	100	0	100
CA	1	25	0	0	0	0	0	0
MN	1	25	4	66.7	0	0	0	0
NV	1	25	0	0	0	0	0	0
UT	1	25	2	33.3	0	0	0	0

VIN Insp Summary by State (based on inspection from the last 2 years) ToC

VIN	Insp	Viol Pts	Counts in each State							
			CA		MN		NV		UT	
			Insp	Viol Pts	Insp	Viol Pts	Insp	Viol Pts	Insp	Viol Pts
TOTALS	8/24*	4/16**	1	0	1	8	1	0	1	8
4V4NC9EH3CN536629	4	12	1	0	1	8	1	0	1	4
1UYVS25329U709504	3	4	1	0	0	0	1	0	1	4

*<Total number of inspections for these 2 VIN(s)>/<Total number of inspections for these 4 state(s)>

**<Total severity sum for these 2 VIN(s)>/<Total severity sum for these 4 state(s)>

Violations By Unit Type ToC

of Violations: 5 Total Severity: 13 based on inspections in the last 2 years

Violation Unit: Driver	# of Violations: 2	Total Severity: 1	% of Total: 7.69%
Viol. Group: Other Log/Form & Manner	# of Violations: 1	Total Severity: 1	% of Total: 7.69%
Violation	Number of Occurrences	Viol. Severity	Total Severity
395.30B2ELDDFC24:HOS (ELD) - DRIVER FAILING TO CERTIFY THE RECORD I	1	1	1
Viol. Group: Not used in SMS Calculation	# of Violations: 1	Total Severity: 0	% of Total: 0%
392.2SLLEWA1:State/Local Laws - Excessive Weight - 1-2500 Lbs O	1	0	0
Violation Unit: Power Unit	# of Violations: 2	Total Severity: 8	% of Total: 61.54%
Viol. Group: Inspection Reports	# of Violations: 2	Total Severity: 8	% of Total: 61.54%
Violation	Number of Occurrences	Viol. Severity	Total Severity



396.17C:Operating a CMV without proof of a periodic inspec	1	4	4
396.17CPI:OPERATING A CMV WITHOUT DOCUMENTATION OF A PERIODI	1	4	4
Violation Unit: Trailer	# of Violations: 1	Total Severity: 4	% of Total: 30.77%
Viol. Group: Inspection Reports	# of Violations: 1	Total Severity: 4	% of Total: 30.77%
Violation	Number of Occurrences	Viol. Severity	Total Severity
396.17C:Operating a CMV without proof of a periodic inspec	1	4	4

Equipment Ownership ToC Equipment Ownership (based on MCS-150 dated 3/20/2024)					
Owned	Trucks	Tractors	Trailers	Motor Coaches	Vans
Term Leased	0	1	1	0	0
Trip Leased	0	0	0	0	0
Total No.	0	1	1	0	0

Equipment Details Power Units ToC									
VIN	Latest Insp Date	Year	Make	Model	Body Class	Body Type	Axles	Len	Fuel Type
4V4NC9EH3CN536629	02/07/2025	2012	VOLVO	VNL	Truck-Tractor	-	-	-	-

Equipment Details Trailers									
VIN	Latest Insp Date	Year	Make	Model	Body Class	Body Type	Axles	Len	Fuel Type
1UYVS25329U709504	04/13/2024	2009	UTILITY	Utility Trailer Manufacturer	Trailer	Van Trailer	2	53	-

Vehicle Age ToC				
Year	# Power Units	PU Percentage	# Trailers	Trailres Percentage
2012	1	100.00%	0	0.00%
2009	0	0.00%	1	100.00%

Based on 24 months of inspection data, see the live report for more options

States of Power Unit Registrations ToC				
State	CA	MN	NV	UT
Number of Power Units	1	1	1	1

Equipment Acquisitions - Table ToC						
	Power Units inspected for 1st time in past 12 months	Power Units inspected for 1st time in past 24 months	Power Units inspected during entire date range	Trailers inspected for 1st time in past 12 months	Trailers inspected for 1st time in past 24 months	Trailers inspected during entire date range
Unique VINs	1	1	1	0	1	1
Unique License Plates	1	1	1	0	1	1
License Plate States	1	1	1	0	1	1



Driver Details ToC Driver Details (based on MCS-150 dated 3/20/2024)			
	Within 100 mi	Beyond 100 mi	TOTAL
# Drivers Interstate	0	1	1
# Drivers Intrastate	0	0	0
TOTAL	0	1	/
Avg. # Trip Lease Drivers/Mo: 0 # Drivers Grand Total: 1 # Drivers Commercially Licensed: 1			

Shared VIN Summary ToC

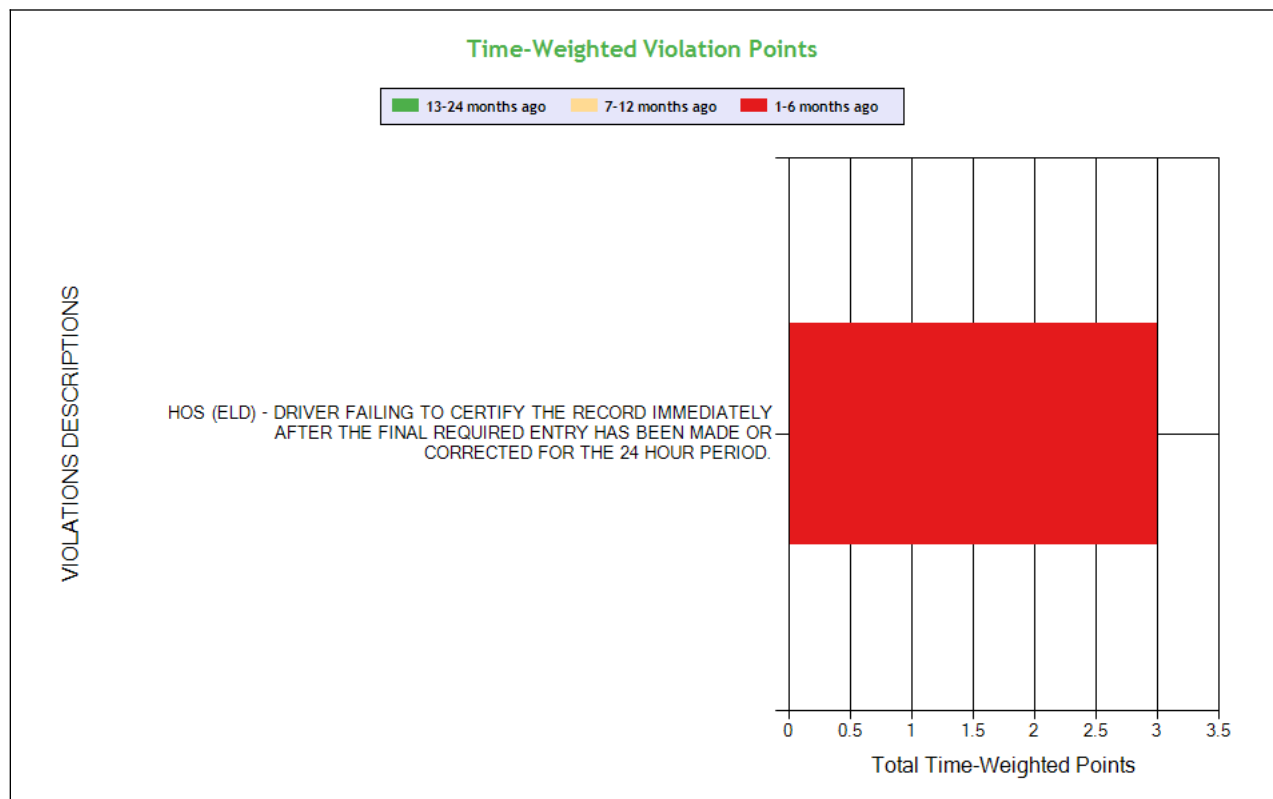
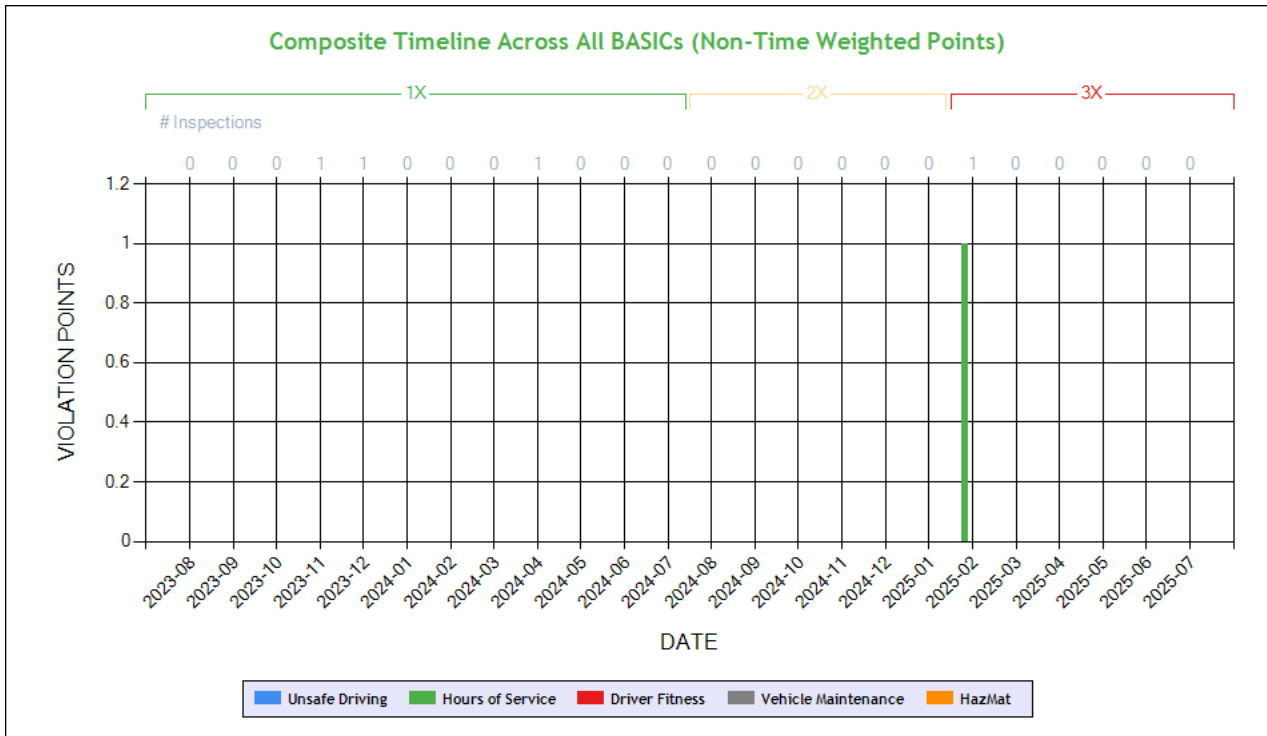
No Data

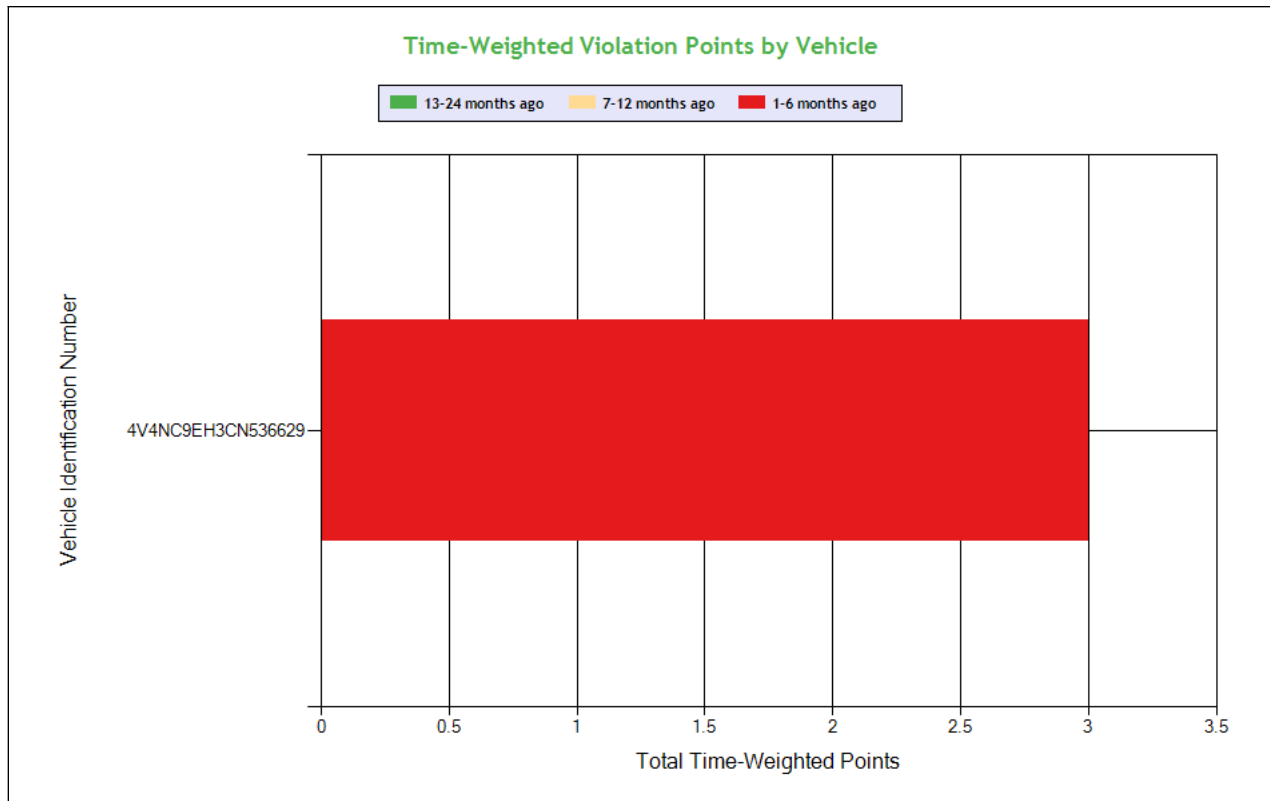
SHIPPERS DETAIL **ToC** based on Inspection results for the last 4 years

Shipper Name	Number of Inspections	Shipper Name	Number of Inspections
No Shipper listed	2	CARRIER	1
DOLE	1		



Carrier Underwriting Report Safety Summary ToC





See the Excel file for the complete analysis

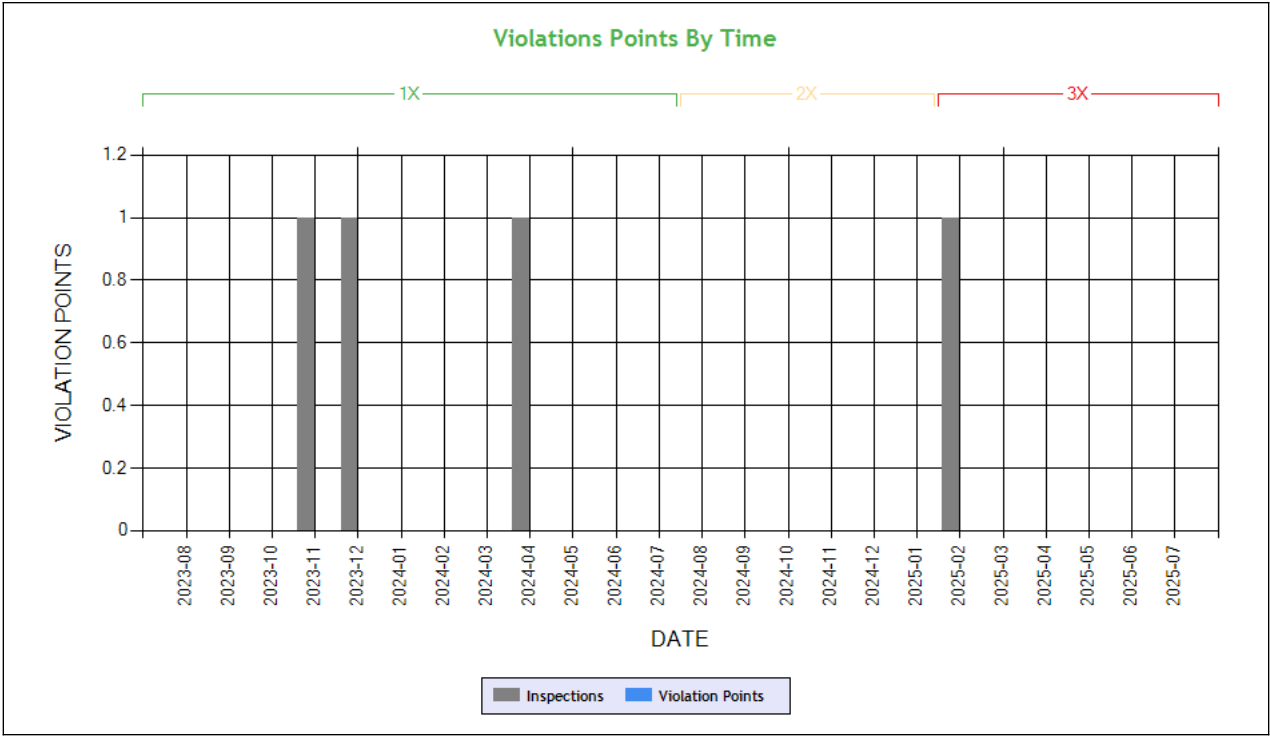
Violations is in (1-6/7-12/13-24mo)

Shaded = Out Of Service Violation			
Violation Group			Other Log/Form & Manner
Violation Description	Total Time-weighted Points by VIN	% of Total Time-weighted Points by VIN	HOS (ELD) - DRIVER FAILING TO CERTIFY THE RECORD IMMEDIATELY AFTER THE FINAL REQUIRED ENTRY HAS BEEN MADE OR CORRECTED FOR THE 24 HOUR PERIOD.
Driver Resp			Yes
Total Time-weighted Points			3
% Total Time-Wt Pts			100
4V4NC9EH3CN536629	3	100	3 (1/0/0)



SAFETY ANALYSIS ToC

Unsafe Driving

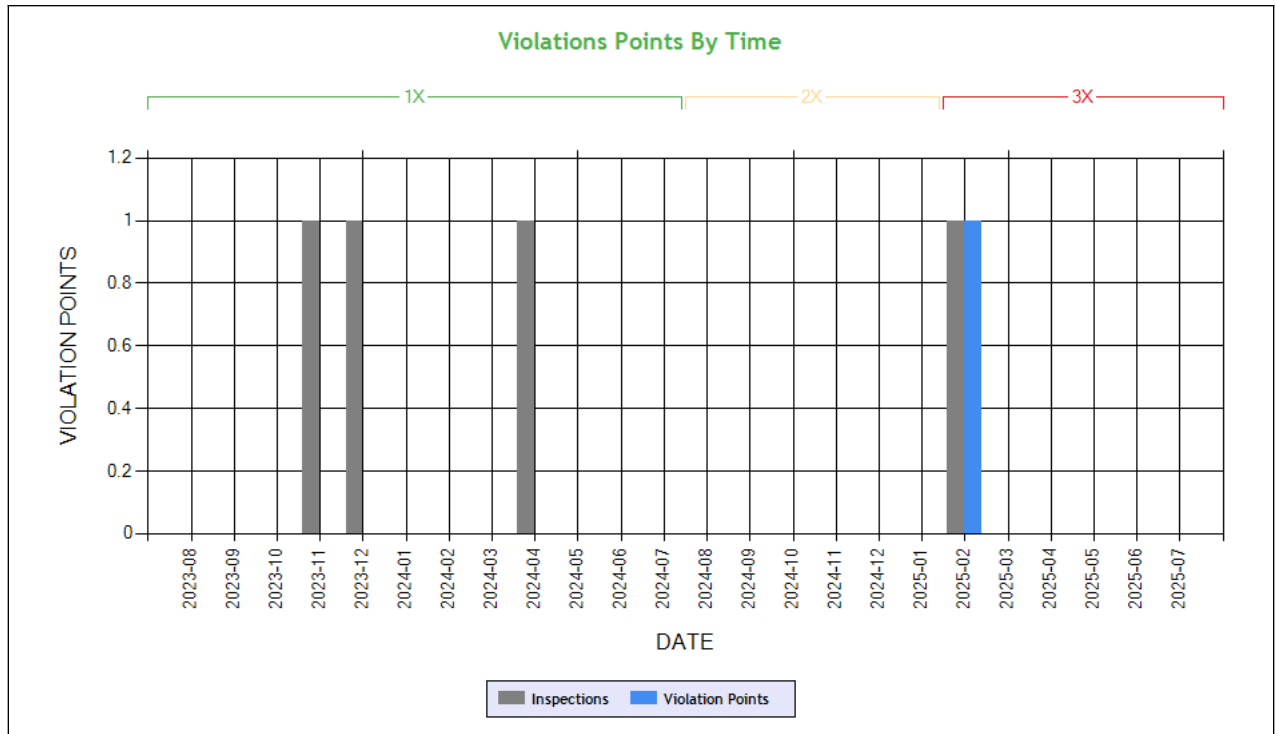


Time-Weighted Violation Points - no data available to draw a chart
Time-Weighted Severity Points by Vehicle - no data available to draw a chart

See the Excel file for the complete analysis # Violations is in (1-6/7-12/13-24mo)

Shaded = Out Of Service Violation		
Violation Group		
Violation Description	Total Time-weighted Points by VIN	% of Total Time-weighted Points by VIN
Driver Resp		
Total Time-weighted Points		
% Total Time-Wt Pts		

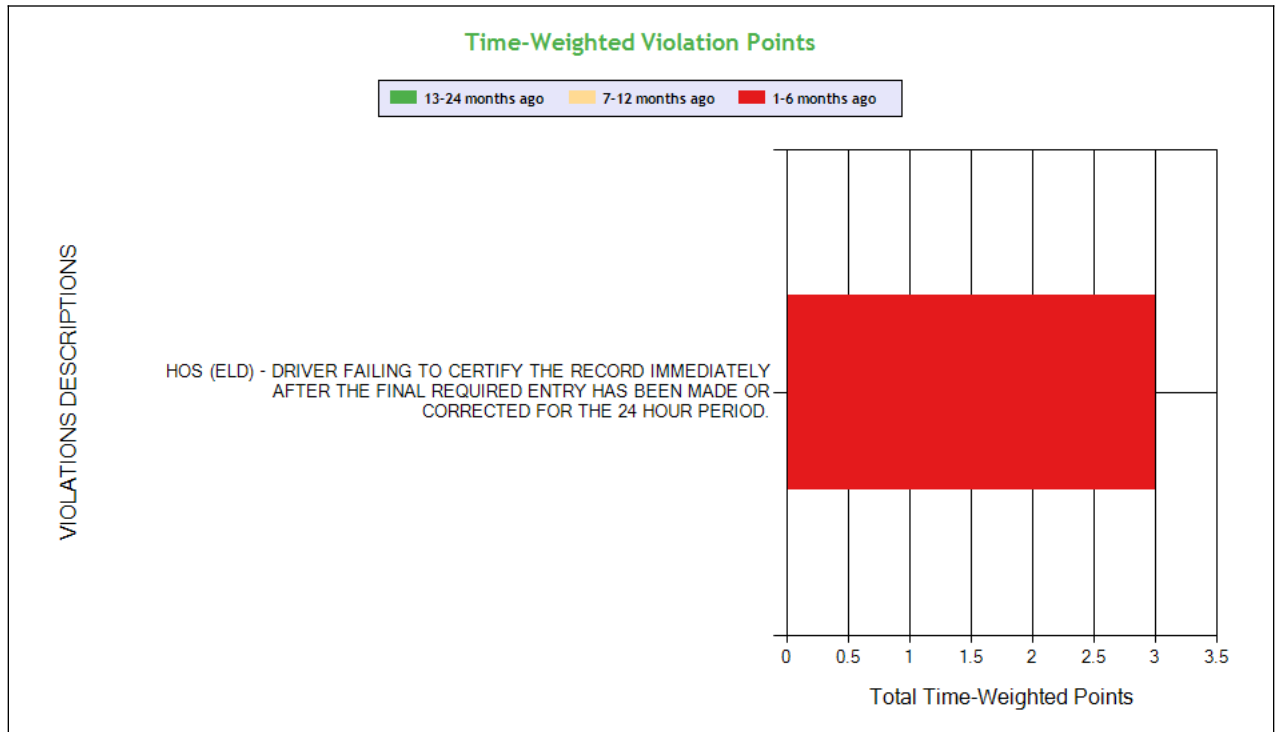
HOS Compliance



Carrier Software
 1-800-646-5152
 info@CarrierSoftware.com

CONFIDENTIAL - Intended for use by Amerigo Insurance Agency - Date: 8/1/2025

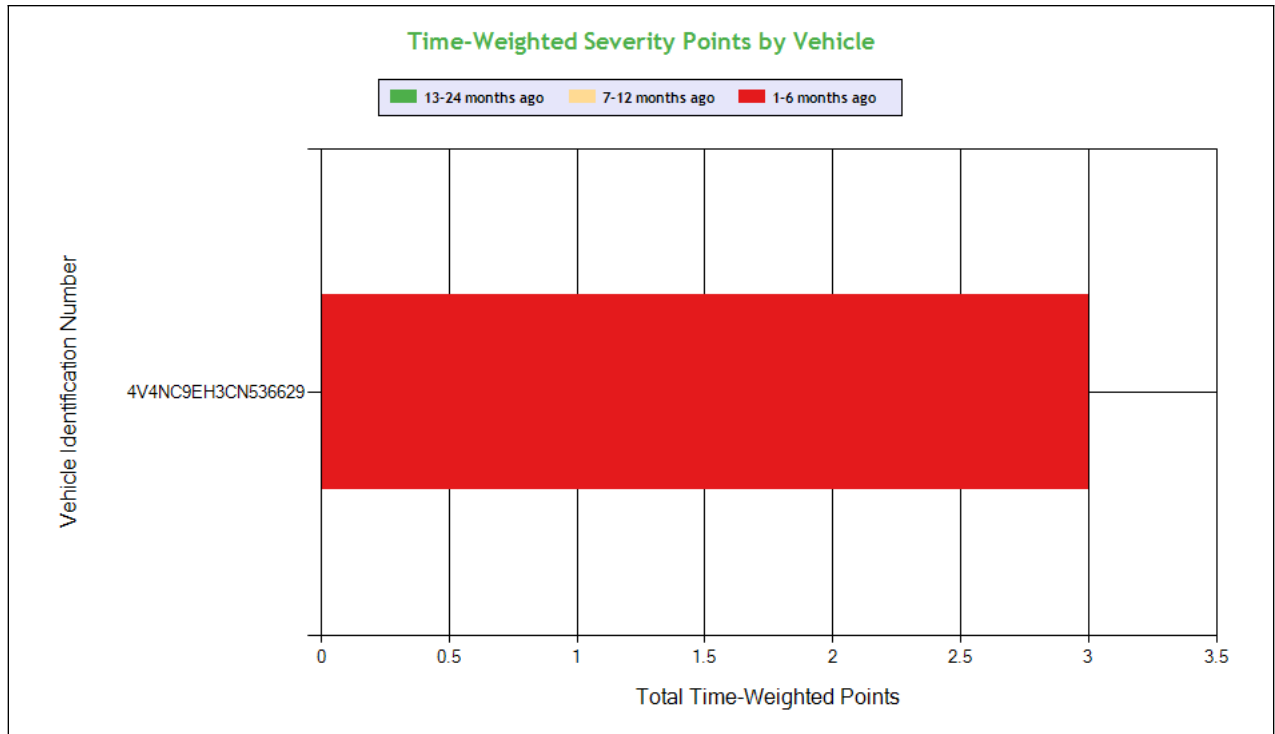
**BALDEV SINGH - DOT# 2877212 / MC965697
 DBA: AP TRUCKING**



See the Excel file for the complete analysis

Violations is in (1-6/7-12/13-24mo)

Shaded = Out Of Service Violation



Carrier Software
 1-800-646-5152
 info@CarrierSoftware.com

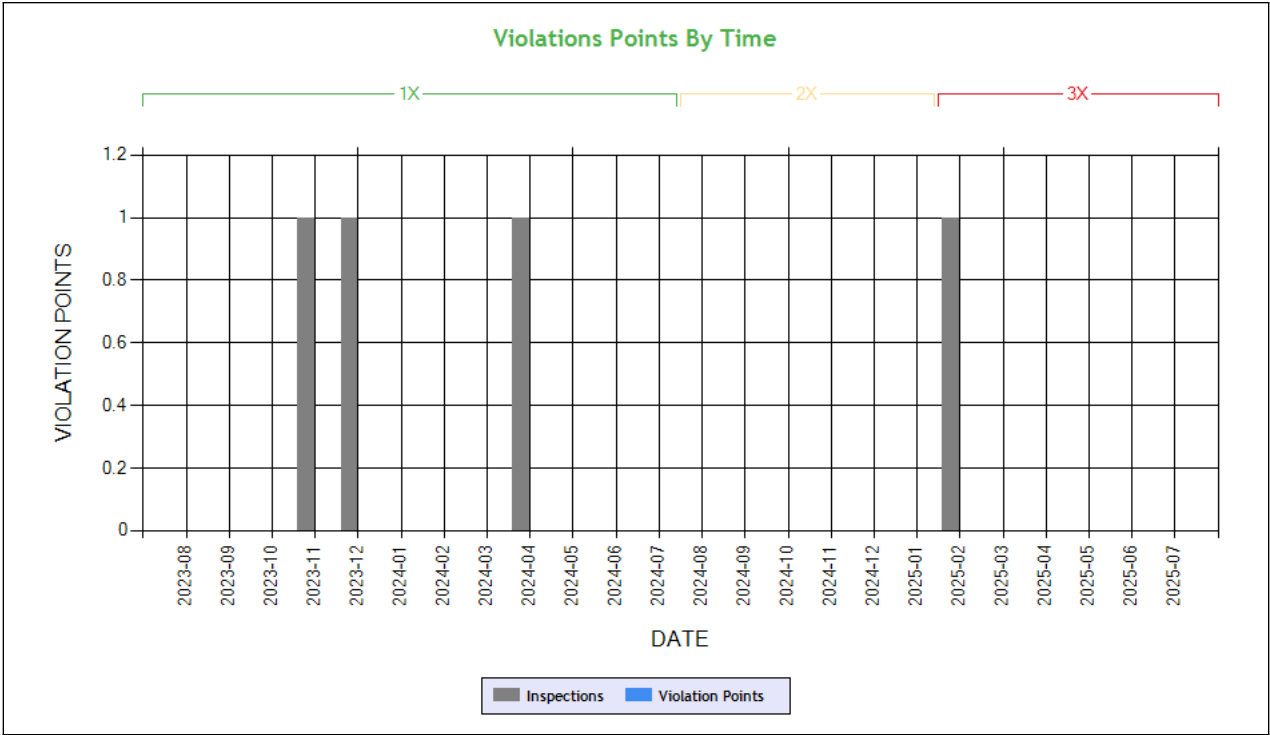
CONFIDENTIAL - Intended for use by Amerigo Insurance Agency - Date:
 8/1/2025

BALDEV SINGH - DOT# 2877212 / MC965697
DBA: AP TRUCKING

Violation Group			Other Log/Form & Manner
Violation Description	Total Time-weighted Points by VIN	% of Total Time-weighted Points by VIN	HOS (ELD) - DRIVER FAILING TO CERTIFY THE RECORD IMMEDIATELY AFTER THE FINAL REQUIRED ENTRY HAS BEEN MADE OR CORRECTED FOR THE 24 HOUR PERIOD.
Driver Resp			Yes
Total Time-weighted Points			3
% Total Time-Wt Pts			100
4V4NC9EH3CN536629	3	100	3 (1/0/0)



Driver Fitness



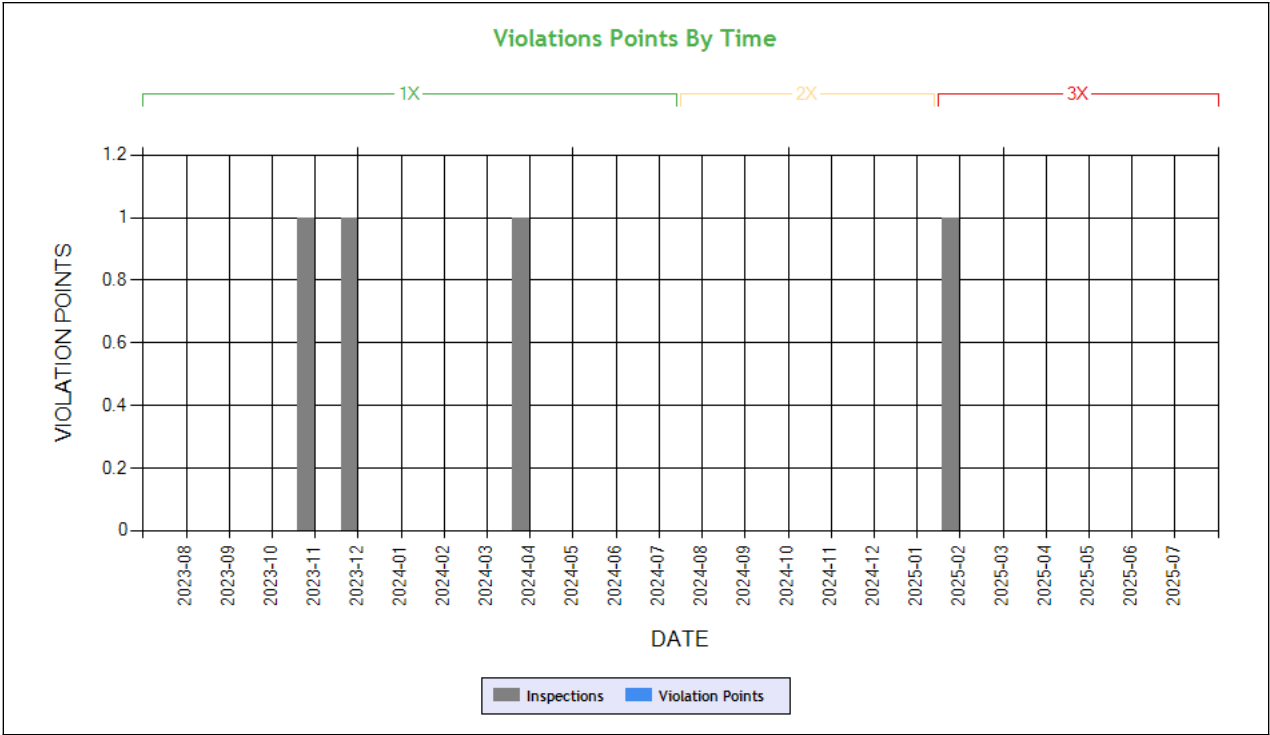
Time-Weighted Violation Points - no data available to draw a chart
Time-Weighted Severity Points by Vehicle - no data available to draw a chart

See the Excel file for the complete analysis # Violations is in (1-6/7-12/13-24mo)

Shaded = Out Of Service Violation		
Violation Group		
Violation Description	Total Time-weighted Points by VIN	% of Total Time-weighted Points by VIN
Driver Resp		
Total Time-weighted Points		
% Total Time-Wt Pts		



Vehicle Maintenance



Time-Weighted Violation Points - no data available to draw a chart
Time-Weighted Severity Points by Vehicle - no data available to draw a chart

See the Excel file for the complete analysis # Violations is in (1-6/7-12/13-24mo)

Shaded = Out Of Service Violation		
Violation Group		
Violation Description	Total Time-weighted Points by VIN	% of Total Time-weighted Points by VIN
Driver Resp		
Total Time-weighted Points		
% Total Time-Wt Pts		

COLOR CODED CRASH TABLE ToC

No crashes have been reported by the DOT on this Motor Carrier
INSPECTIONS WITH SHARED EQUIPMENT:
No Data



LEGEND
Vehicle Information
Inspection for DOT # being analyzed
Inspection for Different DOT #
Crash Information for specific VIN

INSPECTION DETAILS for ALL Inspections

PDF shows the first 100 Power Unit & Trailer VINs with most recent inspections using data from the last 4 years

POWER UNIT Inspections Section

VIN: 4V4NC9EH3CN536629				Unit: Truck Tractor	Year: 2012	Make: VOLVO	
DOT No: 2877212		Docket No: MC965697		Name: BALDEV SINGH		Interstate: Yes	
Date	Unit License	Unit Lic State	Violation Unit	Violation Description	Severity	OOS	Citation
02/07/2025	YP77167	CA	1	392.2SLLSR - State/Local Laws - State registration/tag violation	3	No	WARNING
02/07/2025	YP77167	CA	1	396.17CPI - OPERATING A CMV WITHOUT DOCUMENTATION OF A PERIODIC INSPECTION.	4	No	WARNING
02/07/2025	YP77167	CA	D	392.2SLLEWA1 - State/Local Laws - Excessive Weight - 1-2500 Lbs Over On An Axle/Axle Groups.	0	No	WARNING
02/07/2025	YP77167	CA	D	395.30B2ELDDFC24 - HOS (ELD) - DRIVER FAILING TO CERTIFY THE RECORD IMMEDIATELY AFTER THE FINAL REQUIRED ENTRY HAS BEEN MADE OR CORRECTED FOR THE 24 HOUR PERIOD.	1	No	WARNING
04/13/2024	YP77167	CA	-	-	-	-	-
12/19/2023	YP77167	CA	1	396.17C - Operating a CMV without proof of a periodic inspection	4	No	
11/21/2023	YP77167	CA	-	-	-	-	-
10/20/2018	WP52763	CA	-	-	-	-	-
08/21/2018	WP52763	CA	1	390.19B2BIENNIAL	0	No	
08/21/2018	WP52763	CA	D	395.24C2III - Driver failed to manually add shipping document number	1	No	
02/26/2018	WP52763	CA	1	393.45B2UV - Brake Hose or Tubing Chafing and/or Kinking Under Vehicle	4	Yes	DA005841
02/24/2018	WP52763	CA	-	-	-	-	-
10/31/2017	WP52763	CA	-	-	-	-	-
04/03/2017	WP52763	CA	-	-	-	-	-
01/19/2017	WP52763	CA	-	-	-	-	-
DOT No: 2548044				Docket No: MC887240	Name: US JET TRANS INC		Interstate: Yes
Date	Unit License	Unit Lic State	Violation Unit	Violation Description	Severity	OOS	Citation
06/13/2016	WP52763	CA	D	395.8 - Driver record of duty status (general/form and manner)	1	No	
06/13/2016	WP52763	CA	D	396.17C - Operating a CMV without proof of a periodic inspection	4	No	
04/16/2016	WP52763	CA	-	-	-	-	-
02/13/2016	WP52763	CA	-	-	-	-	-
DOT No: 2149888				Docket No: MC747606	Name: BHAGWANT SINGH		Interstate: Yes
Date	Unit License	Unit Lic State	Violation Unit	Violation Description	Severity	OOS	Citation
06/08/2015	WP52763	CA	D	395.8 - Driver record of duty status (general/form and manner)	1	No	
05/01/2015	WP52763	CA	-	-	-	-	-
04/03/2015	WP52763	CA	-	-	-	-	-
04/02/2015	WP52763	CA	1	393.45 - Brake tubing and hose adequacy	4	Yes	CW141818
DOT No: 53773				Docket No: FF2580	Name: CRST EXPEDITED INC		Interstate: Yes



Date	Unit License	Unit Lic State	Violation Unit	Violation Description	Severity	OOS	Citation
05/08/2014	2214232	IN	-	-	-	-	-
05/02/2014	2214232	IN	-	-	-	-	-
11/24/2013	2RE152	OK	-	-	-	-	-

TRAILER Inspections Section

VIN: 4V4NC9EH3CN536629				Unit: Truck Tractor	Year: 2012	Make: VOLVO	
DOT No: 2877212		Docket No: MC965697		Name: BALDEV SINGH		Interstate: Yes	
Date	Unit License	Unit Lic State	Violation Unit	Violation Description	Severity	OOS	Citation
02/07/2025	YP77167	CA	1	392.2SLLSR - State/Local Laws - State registration/tag violation	3	No	WARNING
02/07/2025	YP77167	CA	1	396.17CPI - OPERATING A CMV WITHOUT DOCUMENTATION OF A PERIODIC INSPECTION.	4	No	WARNING
02/07/2025	YP77167	CA	D	392.2SLLEWA1 - State/Local Laws - Excessive Weight - 1-2500 Lbs Over On An Axle/Axle Groups.	0	No	WARNING
02/07/2025	YP77167	CA	D	395.30B2ELDDFC24 - HOS (ELD) - DRIVER FAILING TO CERTIFY THE RECORD IMMEDIATELY AFTER THE FINAL REQUIRED ENTRY HAS BEEN MADE OR CORRECTED FOR THE 24 HOUR PERIOD.	1	No	WARNING
04/13/2024	YP77167	CA	-	-	-	-	-
12/19/2023	YP77167	CA	1	396.17C - Operating a CMV without proof of a periodic inspection	4	No	
11/21/2023	YP77167	CA	-	-	-	-	-
10/20/2018	WP52763	CA	-	-	-	-	-
08/21/2018	WP52763	CA	1	390.19B2BIENNIAL	0	No	
08/21/2018	WP52763	CA	D	395.24C2III - Driver failed to manually add shipping document number	1	No	
02/26/2018	WP52763	CA	1	393.45B2UV - Brake Hose or Tubing Chafing and/or Kinking Under Vehicle	4	Yes	DA005841
02/24/2018	WP52763	CA	-	-	-	-	-
10/31/2017	WP52763	CA	-	-	-	-	-
04/03/2017	WP52763	CA	-	-	-	-	-
01/19/2017	WP52763	CA	-	-	-	-	-
DOT No: 2548044				Docket No: MC887240	Name: US JET TRANS INC		Interstate: Yes
Date	Unit License	Unit Lic State	Violation Unit	Violation Description	Severity	OOS	Citation
06/13/2016	WP52763	CA	D	395.8 - Driver record of duty status (general/form and manner)	1	No	
06/13/2016	WP52763	CA	D	396.17C - Operating a CMV without proof of a periodic inspection	4	No	
04/16/2016	WP52763	CA	-	-	-	-	-
02/13/2016	WP52763	CA	-	-	-	-	-
DOT No: 2149888				Docket No: MC747606	Name: BHAGWANT SINGH		Interstate: Yes
Date	Unit License	Unit Lic State	Violation Unit	Violation Description	Severity	OOS	Citation
06/08/2015	WP52763	CA	D	395.8 - Driver record of duty status (general/form and manner)	1	No	
05/01/2015	WP52763	CA	-	-	-	-	-
04/03/2015	WP52763	CA	-	-	-	-	-
04/02/2015	WP52763	CA	1	393.45 - Brake tubing and hose adequacy	4	Yes	CW141818
DOT No: 53773				Docket No: FF2580	Name: CRST EXPEDITED INC		Interstate: Yes
Date	Unit License	Unit Lic State	Violation Unit	Violation Description	Severity	OOS	Citation
05/08/2014	2214232	IN	-	-	-	-	-
05/02/2014	2214232	IN	-	-	-	-	-
11/24/2013	2RE152	OK	-	-	-	-	-



Year-Month	Number of Inspections	Number of Power Units	Total Violations	Total OOS Inspections	Total Severity Points	Number of Crashes
2025-02	1	1	8	0	8	0
2024-04	1	1	0	0	0	0
2023-12	1	1	2	0	8	0
2023-11	1	1	0	0	0	0

Note: The most recent month's counts may not include all the inspections for that month.

VIN Inspection Violation Details ToC									
# of VINs: 2 # of Insp: 3 Severity Weight: 16 Avg. Weight/VIN: 5.3 (based on inspections in the last 4 years, showing top 50 VINs inspected most recently)									
VIN 4V4NC9EH3CN536629		# of Inspections: 2		Total Severity: 12		Percentage of Total: 75.00%		Avg. Weight Per Inspection: 6.0	
Inspection Date	Inspection ID	Inspection State	Location Description	Total Severity	# of Violations	Shipper Name	Inspection Level	Post Accident	Out of Service
02/07/2025	83865921	MN	WEST LAKE LAND MN	8	4	CARRIER	3	No	No
BASIC		Unit Type		Severity		Description		Out of Service	
Vehicle Maintenance		Truck Tractor		4		396.17CPI:OPERATING A CMV WITHOUT DOCUMENTATION OF A PERIODI		No	
		Truck Tractor		3		392.2SLLSR:State/Local Laws - State registration/tag violatio		No	
Hours-Of-Servce Compliance		Truck Tractor		1		395.30B2ELDDFC24:HOS (ELD) - DRIVER FAILING TO CERTIFY THE RECORD I		No	
		Truck Tractor		0		392.2SLLWA1:State/Local Laws - Excessive Weight - 1-2500 Lbs O		No	
Inspection Date	Inspection ID	Inspection State	Location Description	Total Severity	# of Violations	Shipper Name	Inspection Level	Post Accident	Out of Service
12/19/2023	80440034	UT	WENDOVER PORT OF ENTRY EASTBOU	4	1		3	No	No
BASIC		Unit Type		Severity		Description		Out of Service	
Vehicle Maintenance		Truck Tractor		4		396.17C:Operating a CMV without proof of a periodic inspec		No	
VIN 1UYVS25329U709504		# of Inspections: 1		Total Severity: 4		Percentage of Total: 25.00%		Avg. Weight Per Inspection: 4.0	
Inspection Date	Inspection ID	Inspection State	Location Description	Total Severity	# of Violations	Shipper Name	Inspection Level	Post Accident	Out of Service
12/19/2023	80440034	UT	WENDOVER PORT OF ENTRY EASTBOU	4	1		3	No	No
BASIC		Unit Type		Severity		Description		Out of Service	
Vehicle Maintenance		Semi Trailer		4		396.17C:Operating a CMV without proof of a periodic inspec		No	



Inspection History ToC						
Inspection Date	Report Number	Report State	PU VIN	TR VIN	Severity Weight	Time Weight
02/07/2025	1632000252	MN	4V4NC9EH3CN536629 - Truck Tractor			3
Power Unit Violation - State/Local Laws Violation: 392.2SLEWA1 - State/Local Laws - Excessive Weight - 1-2500 Lbs Over On An Axle/Axle Groups.					0	
Power Unit Violation - State/Local Laws Violation: 392.2SLLSR - State/Local Laws - State registration/tag violation					3	
Power Unit Violation - Vehicle Maintenance Violation: 396.17CPI - OPERATING A CMV WITHOUT DOCUMENTATION OF A PERIODIC INSPECTION.					4	
Power Unit Violation - Hours-Of-Service (HOS) Compliance Violation: 395.30B2ELDDFC24 - HOS (ELD) - DRIVER FAILING TO CERTIFY THE RECORD IMMEDIATELY AFTER THE FINAL REQUIRED ENTRY HAS BEEN MADE OR CORRECTED FOR THE 24 HOUR PERIOD.					1	
04/13/2024	UEEI003915	CA	4V4NC9EH3CN536629 - Truck Tractor	1UYVS25329U709504 - Semi Trailer		1
12/19/2023	24VC000053	UT	4V4NC9EH3CN536629 - Truck Tractor	1UYVS25329U709504 - Semi Trailer		1
Power Unit Violation - Vehicle Maintenance Violation: 396.17C - Operating a CMV without proof of a periodic inspection					4	
Trailer Violation - Vehicle Maintenance Violation: 396.17C - Operating a CMV without proof of a periodic inspection					4	
11/21/2023	7245020610	NV	4V4NC9EH3CN536629 - Truck Tractor	1UYVS25329U709504 - Semi Trailer		1
10/20/2018	19MV000067	UT	4V4NC9EH3CN536629 - Truck Tractor	1UYVS25329U709504 - Semi Trailer		0
Trailer Violation - State/Local Laws Violation: 392.2SLEWA1 - State/Local Laws - Excessive Weight - 1-2500 Lbs Over On An Axle/Axle Groups.					0	
08/21/2018	PF01401296	CO	4V4NC9EH3CN536629 - Truck Tractor	1UYVS25329U709504 - Semi Trailer		0
Power Unit Violation - Hours-Of-Service (HOS) Compliance Violation: 395.24C2III - Driver failed to manually add shipping document number					1	
Power Unit Violation - State/Local Laws Violation: 390.19B2BIENNIAL					0	
02/26/2018	A160055151	CA	4V4NC9EH3CN536629 - Truck Tractor	1UYVS25329U709504 - Semi Trailer		0
Power Unit Violation - OOS Vehicle Maintenance Violation: 393.45B2UV - Brake Hose or Tubing Chafing and/or Kinking Under Vehicle					4	
02/24/2018	1523900586	CA	4V4NC9EH3CN536629 - Truck Tractor	1UYVS25329U709504 - Semi Trailer		0
10/31/2017	A171810099	CA	4V4NC9EH3CN536629 - Truck Tractor	1UYVS25329U709504 - Semi Trailer		0
04/03/2017	PF01400627	CO	4V4NC9EH3CN536629 - Truck Tractor	1UYVS25329U709504 - Semi Trailer		0
01/19/2017	1551001224	CA	4V4NC9EH3CN536629 - Truck Tractor	1UYVS25329U709504 - Semi Trailer		0
Only the first 20 inspections are shown. See the live report for more data.						

Crash Hot Spots ToC					
State	Level 1 (lowest crash frequency)	Level 2	Level 3	Level 4	Level 5 (highest crash frequency)
California	0	0	0	1	0
Minnesota	1	0	0	0	0
Nevada	1	0	0	0	0
Utah	0	0	1	0	0
Total	2	0	1	1	0
Company Level: 2					

Equipment and Driver Details ToC						
MCS-150 Date	Equipment (Owned/Leased/Trip)			Driver Details		
	Tractors	Straight Trucks	Trailers	CDL's	Interstate	Intrastate
03/20/2024	1/0/0	0/0/0	1/0/0	1	1	0
02/22/2024	1/0/0	0/0/0	1/0/0	1	1	0
06/20/2023	1/0/0	0/0/0	1/0/0	1	1	0
04/20/2022	1/0/0	0/0/0	1/0/0	1	1	0
05/26/2020	1/0/0	0/0/0	1/0/0	1	1	0
08/31/2018	1/0/0	0/0/0	1/0/0	1	1	0
04/13/2016	1/0/0	0/0/0	1/0/0	0	0	0



Chameleon Type 1 - Chameleon issues highlighted in RED ToC										
DOT	Legal Name	MCS-150 Date	Physical Address	Mailing Address	Company Rep 1	Company Rep 2	Phone	Fax	Cell Phone	Email
4434722	ALAAP TRANS INC	07/17/2025	7707 SAVANNAH HEIGHT AVE, BAKERSFIELD, CA, 93313	7707 SAVANNAH HEIGHT AVE, BAKERSFIELD, CA, 93313-6489	BALDEV SINGH		(661)-808-5309		(661)-808-5309	alaaptransinc@gmail.com
2373532	BAB BRAR INC	07/10/2025	700 E FRENCH CAMP ROAD, FRENCH CAMP, CA, 95231	700 E FRENCH CAMP ROAD, FRENCH CAMP, CA, 95231	BALDEV SINGH	RANJODH SINGH	(209)-981-2981		(209)-981-2981	BABBRARINC@GMAIL.COM
3175794	SUNTECK CORPORATION	07/03/2025	10555 DURREY CT, AURORA, OH, 44202	10555 DURREY CT, AURORA, OH, 44202	BALDEV SINGH		(440)-715-5013			SUNTECKCORP@GMAIL.COM
4429508	KAMAL TRANSPORTS INC	06/25/2025	4111 N BLYTHE AVE APT 253, FRESNO, CA, 93722	4111 N BLYTHE AVE APT 253, FRESNO, CA, 93722-6364	BALDEV SINGH		(337)-400-9731			KAMALTRANSPORTSINC@GMAIL.COM
3637936	GILL SAAB TRUCKING INC	06/20/2025	689 S 18TH ST, KERMAN, CA, 93630	901 SARA CT APT 200, VACAVILLE, CA, 95687	BALDEV SINGH		(510)-331-3035			BALLIGILL8888@GMAIL.COM
3982530	CST TRUCKING LLC	06/05/2025	2951 VIS VW DR, GREENWOOD, IN, 46143	2951 VIS VW DR, GREENWOOD, IN, 46143	BALDEV SINGH		(929)-499-4751		(929)-499-4751	BALDEV.SINGH.BS911@GMAIL.COM
2491738	BALDEV SINGH	05/30/2025	3257 N REDDA ROAD, FRESNO, CA, 93737	3257 N REDDA ROAD, FRESNO, CA, 93737	BALDEV SINGH		(510)-940-5480		(510)-200-5616	SINGHBALDEV72@YAHOO.COM
3597957	SONU TRANSPORT INC	05/28/2025	6617 E LYELL AVENUE, FRESNO, CA, 93727	6617 E LYELL AVENUE, FRESNO, CA, 93727	BALDEV SINGH		(559)-269-2574		(559)-269-2574	BSGTRUCKING14@GMAIL.COM
1871916	LIBERTY TRANSPORT INC	05/14/2025	727 LEGACY BLVD, GREENWOOD, IN, 46143	727 LEGACY BLVD, GREENWOOD, IN, 46143	BALDEV SINGH		(317)-702-6302	(866)-910-9534	(317)-702-6302	
2594056	MALWA TRUCK LINE LLC	07/25/2025	5720 RENDON BLOODWORTH RD, FORT WORTH, TX, 76140	2801 SAINT MICHAEL DR, MANSFIELD, TX, 76063	BALDEV SINGH	BALDEV SINGH	(817)-825-8627			QW359@GMAIL.COM
2201870	BIG B CARRIER INC	06/27/2016	7201 PORTER ROAD APT 1, NIAGRA FALLS, NY, 14304	7201 PORTER ROAD APT 1, NIAGRA FALLS, NY, 14304	TERESA SINGH	BALDEV SINGH	(716)-622-2242	(716)-216-4033	(716)-560-0298	

Chameleon Type 2 ToC						
VIN	Unit Type	Inspection Date	DOT No	Company Name	City	State