



Table of Contents

1. Overview	2. BASIC Scores History
3. BASIC Measures	4. KPI: BASIC Measures by Cargo Group
5. Estimated ISS Score	6. Investigation Results
7. Penalties History	8. Acute Critical Violations
9. Red Flag Violation Details	10. DOT Registration Information
11. DOT MCS-150 History	12. Crash Summary
13. Inspection Summary	14. KPI: Inspection Viol OOS Rates by Cargo Group
15. FHWA Registration Information	16. FHWA Insurance Information
17. FHWA Authorities	18. Severe Violations
19. Violation Report	20. Violation Summary
21. Violation Enforcement Chronology	22. Inspection Violations & OOS Counts
23. Radius Of Operation	24. Inspection & Crash Locations
25. Cargo Hot Spots	26. Inspection Violations & OOS Chronology
27. Percent of Insp & Crash by State	28. VIN Insp Summary by State
29. Violations By Unit Type	30. Equipment Ownership
31. Equipment Details	32. Vehicle Age
33. States of Power Unit Registrations	34. Equipment Acquisitions
35. Driver Details	36. Shared VIN Summary
37. Shipper Table	38. Safety Summary
39. Safety Details	40. Crash Detail Color Coded
41. Inspections with Shared Equipment	42. Inspection Tabular Details
43. Inspection Summary By Month	44. VIN Inspection Violation Details
45. Inspection History	46. Crash Hot Spots
47. DOT MCS-150 History Equipment and Driver Details	48. Chameleon



Business Address

7537 S REDWOOD RD
WEST JORDAN, UT
84084

Contact Info

(801)-810-6615

HARSIMARLLC@GMAIL.COM

FHWA Address

7537 S REDWOOD RD
WEST JORDAN,UT,84084

Phone:(801)-810-6615

Mailing Address


7537 S REDWOOD RD
WEST JORDAN, UT
84084

Overview ToC

Operating Status: NOT AUTHORIZED Intrastate operations. *Please Note: NOT AUTHORIZED does not apply to Private or
One other company viewed this DOT in the past two months
Crash/PU ratio: 0.0%
Clean Inspection ratio: No inspections

Estimated BASIC Scores (as of 4/25/2025)

	Unsafe Driving	Hours of Service	Driver Fitness	Controlled Sub. and Alcohol	Vehicle Maintenance	HM Compliance	Crash
Relative Scores	0% ○	0% ○	0% ○	0% ○	0% ○	0% ○	0% ○
Alert Status	No	No	No	No	No	No	No



Estimated Inspection Selection System (ISS) Score: 64
Category: Optional Inspect

* The Estimated ISS score is based on Insufficient Data Algorithm *

BASIC Scores History - Unsafe Driving ToC

There are no Scores for this BASIC

BASIC Scores History - Hours of Service ToC

There are no Scores for this BASIC

BASIC Scores History - Driver Fitness ToC

There are no Scores for this BASIC

BASIC Scores History - Controlled Substance ToC

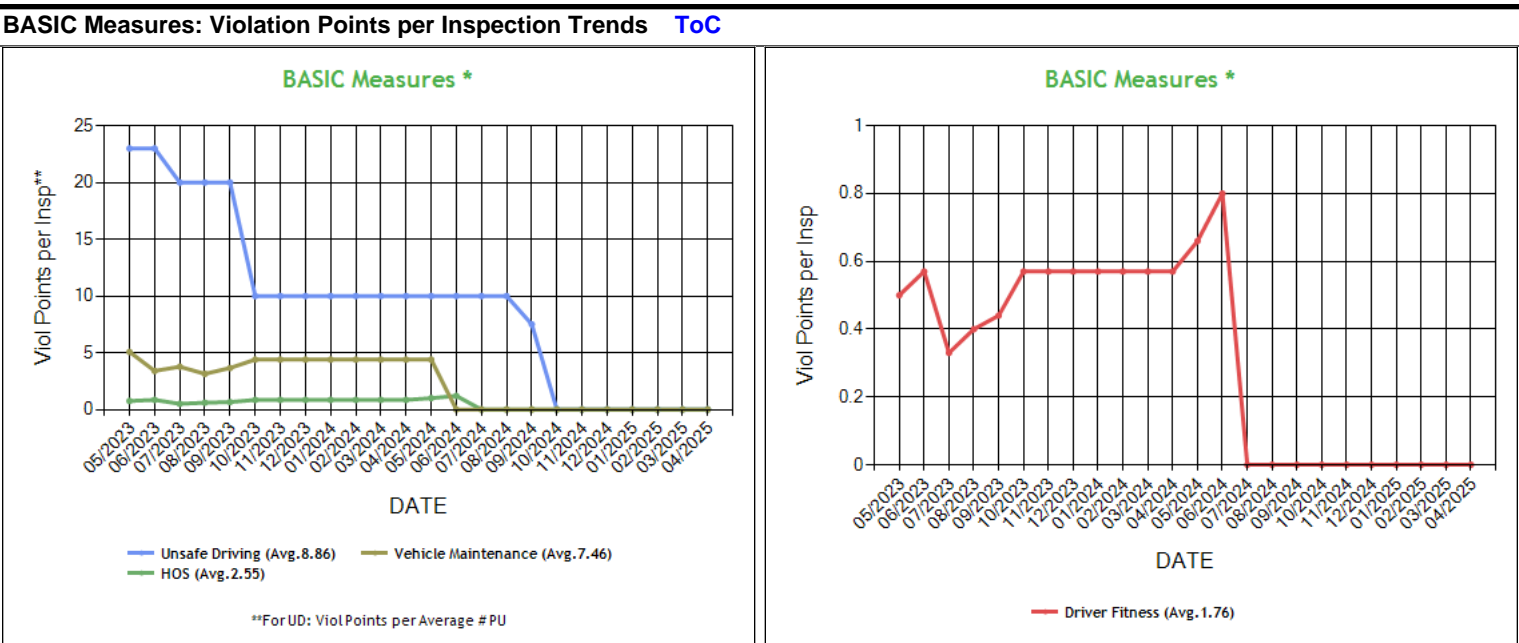
There are no Scores for this BASIC



BASIC Scores History - Vehicle Maintenance ToC
There are no Scores for this BASIC

BASIC Scores History - Crash ToC
There are no Scores for this BASIC

BASIC Scores History - Hazmat ToC
There are no Scores for this BASIC



* BASIC Measures are the absolute SMS scores that are compared within each Safety Event Group to determine the BASIC Score percentiles. Averages based on fleets with 1-5 power units.



BASIC Measures * - Table ToC

UD-Unsafe Driving, HOS-Hours of Service, DF-Driver Fitness, CS-Controlled Substances, VM-Vehicle Maintenance

Date	UD Measure	UD AC	UD with Viol	HOS Measure	HOS AC	HOS with Viol	DF Measure	DF AC	DF with Viol	CS Measure	CS AC	CS with Viol	VM Measure	VM AC	VM with Viol
04/2025	0.00	N	0	0.00	N	0	0.00	N	0	0.00	N	0	0.00	N	0
03/2025	0.00	N	0	0.00	N	0	0.00	N	0	0.00	N	0	0.00	N	0
02/2025	0.00	N	0	0.00	N	0	0.00	N	0	0.00	N	0	0.00	N	0
01/2025	0.00	N	0	0.00	N	0	0.00	N	0	0.00	N	0	0.00	N	0
12/2024	0.00	N	0	0.00	N	0	0.00	N	0	0.00	N	0	0.00	N	0
11/2024	0.00	N	0	0.00	N	0	0.00	N	0	0.00	N	0	0.00	N	0
10/2024	0.00	N	0	0.00	N	0	0.00	N	0	0.00	N	0	0.00	N	0
09/2024	7.51	N	1	0.00	N	0	0.00	N	0	0.00	N	0	0.00	N	0
08/2024	10.00	N	1	0.00	N	0	0.00	N	0	0.00	N	0	0.00	N	0
07/2024	10.00	N	1	0.00	N	0	0.00	N	0	0.00	N	0	0.00	N	0
06/2024	10.00	N	1	1.20	N	1	0.80	N	1	0.00	N	0	0.00	N	0
05/2024	10.00	N	1	1.00	N	1	0.66	N	1	0.00	N	0	4.40	N	1
04/2024	10.00	N	1	0.85	N	1	0.57	N	1	0.00	N	0	4.40	N	1
03/2024	10.00	N	1	0.85	N	1	0.57	N	1	0.00	N	0	4.40	N	1
02/2024	10.00	N	1	0.85	N	1	0.57	N	1	0.00	N	0	4.40	N	1
01/2024	10.00	N	1	0.85	N	1	0.57	N	1	0.00	N	0	4.40	N	1
12/2023	10.00	N	1	0.85	N	1	0.57	N	1	0.00	N	0	4.40	N	1
11/2023	10.00	N	1	0.85	N	1	0.57	N	1	0.00	N	0	4.40	N	1
10/2023	10.00	N	1	0.85	N	1	0.57	N	1	0.00	N	0	4.40	N	1
09/2023	20.00	N	1	0.66	N	1	0.44	N	1	0.00	N	0	3.66	N	1
08/2023	20.00	N	1	0.60	N	1	0.40	N	1	0.00	N	0	3.14	N	1
07/2023	20.00	N	1	0.50	N	1	0.33	N	1	0.00	N	0	3.77	N	2
06/2023	23.00	N	2	0.85	N	1	0.57	N	1	0.00	N	0	3.40	N	2
05/2023	23.00	N	2	0.75	N	1	0.50	N	1	0.00	N	0	5.08	N	2
04/2023	23.00	N	2	0.75	N	1	0.50	N	1	0.00	N	0	5.08	N	2
03/2023	33.00	N	2	0.66	N	1	0.44	N	1	0.00	N	0	4.66	N	2
02/2023	33.00	N	2	0.63	N	1	0.42	N	1	0.00	N	0	4.29	N	2
01/2023	33.00	N	2	0.60	N	1	0.40	N	1	0.00	N	0	4.00	N	2
12/2022	33.00	N	2	0.85	N	1	0.57	N	1	0.00	N	0	3.73	N	2
11/2022	33.00	N	2	0.78	N	1	0.52	N	1	0.00	N	0	4.87	N	2
10/2022	33.00	N	2	0.78	N	1	0.52	N	1	0.00	N	0	4.87	N	2
09/2022	3.00	N	1	1.05	N	1	0.70	N	1	0.00	N	0	6.00	N	2
08/2022	3.00	N	1	1.28	N	1	0.85	N	1	0.00	N	0	7.79	N	2
07/2022	3.00	N	1	1.50	N	1	1.00	N	1	0.00	N	0	11.25	N	2
06/2022	6.00	N	1	0.00	N	0	0.00	N	0	0.00	N	0	18.00	N	2
05/2022	6.00	N	1	0.00	N	0	0.00	N	0	0.00	N	0	12.00	N	1
04/2022	6.00	N	1	0.00	N	0	0.00	N	0	0.00	N	0	12.00	N	1
03/2022	6.00	N	1	0.00	N	0	0.00	N	0	0.00	N	0	12.00	N	1
02/2022	6.00	N	1	0.00	N	0	0.00	N	0	0.00	N	0	12.00	N	1
01/2022	6.00	N	1	0.00	N	0	0.00	N	0	0.00	N	0	12.00	N	1
12/2021	9.00	N	1	0.00	N	0	0.00	N	0	0.00	N	0	12.00	N	1
11/2021	9.00	N	1	0.00	N	0	0.00	N	0	0.00	N	0	12.00	N	1
10/2021	9.00	N	1	0.00	N	0	0.00	N	0	0.00	N	0	12.00	N	1
09/2021	9.00	N	1	0.00	N	0	0.00	N	0	0.00	N	0	12.00	N	1
08/2021	9.00	N	1	0.00	N	0	0.00	N	0	0.00	N	0	12.00	N	1
07/2021	9.00	N	1	0.00	N	0	0.00	N	0	0.00	N	0	0.00	N	0
06/2021	0.00	N	0	0.00	N	0	0.00	N	0	0.00	N	0	0.00	N	0
05/2021	0.00	N	0	0.00	N	0	0.00	N	0	0.00	N	0	0.00	N	0

* BASIC Measures are the absolute SMS scores that are compared within each Safety Event Group to determine the BASIC Score percentiles.



KPI: BASIC Measures by Fleet Size and Cargo Group [ToC](#)

Fleet Size: 1-5 PUs

Cargo Group (Companies)	Unsafe Driving		Hours of Service		Driver Fitness		Controlled Substance		Vehicle Maintenance		HM Compliance		Crash	
	Avg.	Comp. to Avg.	Avg.	Comp. to Avg.	Avg.	Comp. to Avg.	Avg.	Comp. to Avg.	Avg.	Comp. to Avg.	Avg.	Comp. to Avg.	Avg.	Comp. to Avg.
General Freight (485750)	0.78	Better	0.22	Better	0.20	Better	0.02	Better	1.88	Better	0.01	Better	0.06	Better
HARSIMAR LLC	0.00		0.00		0.00		0.00		0.00		0.00		0.00	

Estimated ISS Score: [64 Optional Inspect](#) [ToC](#) [About the Inspection Selection System](#)



Estimated ISS Score History - Table ToC

Date	Estimated ISS Score	Recommendation	Algorithm
04/25/2025	64	Optional Inspect	Insufficient Data Algorithm
03/28/2025	64	Optional Inspect	Insufficient Data Algorithm
02/28/2025	64	Optional Inspect	Insufficient Data Algorithm
01/31/2025	64	Optional Inspect	Insufficient Data Algorithm
12/27/2024	64	Optional Inspect	Insufficient Data Algorithm
11/29/2024	64	Optional Inspect	Insufficient Data Algorithm
10/25/2024	69	Optional Inspect	Insufficient Data Algorithm
09/27/2024	74	Optional Inspect	Insufficient Data Algorithm
08/30/2024	74	Optional Inspect	Insufficient Data Algorithm
07/26/2024	1	Pass	Safety Algorithm
06/28/2024	2	Pass	Safety Algorithm
05/31/2024	5	Pass	Safety Algorithm
04/26/2024	5	Pass	Safety Algorithm
03/29/2024	5	Pass	Safety Algorithm
02/23/2024	5	Pass	Safety Algorithm
01/26/2024	5	Pass	Safety Algorithm
12/29/2023	5	Pass	Safety Algorithm
11/24/2023	5	Pass	Safety Algorithm
10/27/2023	5	Pass	Safety Algorithm
09/29/2023	4	Pass	Safety Algorithm
08/25/2023	4	Pass	Safety Algorithm
07/28/2023	4	Pass	Safety Algorithm
06/30/2023	5	Pass	Safety Algorithm
05/26/2023	5	Pass	Safety Algorithm
04/28/2023	5	Pass	Safety Algorithm
03/31/2023	4	Pass	Safety Algorithm
02/24/2023	5	Pass	Safety Algorithm
01/27/2023	5	Pass	Safety Algorithm
12/30/2022	5	Pass	Safety Algorithm
11/25/2022	6	Pass	Safety Algorithm
10/28/2022	6	Pass	Safety Algorithm
09/30/2022	7	Pass	Safety Algorithm
08/26/2022	4	Pass	Safety Algorithm
07/29/2022	35	Pass	Safety Algorithm
06/24/2022	1	Pass	Safety Algorithm
05/27/2022	74	Optional Inspect	Insufficient Data Algorithm
04/29/2022	74	Optional Inspect	Insufficient Data Algorithm
03/25/2022	74	Optional Inspect	Insufficient Data Algorithm
02/25/2022	74	Optional Inspect	Insufficient Data Algorithm
01/28/2022	74	Optional Inspect	Insufficient Data Algorithm
12/31/2021	74	Optional Inspect	Insufficient Data Algorithm
11/26/2021	74	Optional Inspect	Insufficient Data Algorithm
10/29/2021	74	Optional Inspect	Insufficient Data Algorithm
09/24/2021	74	Optional Inspect	Insufficient Data Algorithm
08/27/2021	66	Optional Inspect	Insufficient Data Algorithm
07/30/2021	69	Optional Inspect	Insufficient Data Algorithm
06/25/2021	64	Optional Inspect	Insufficient Data Algorithm
05/28/2021	66	Optional Inspect	Insufficient Data Algorithm

Investigation Results ToC

No Investigations reported on FMCSA website



Penalties History [ToC](#)

There is a problem with the Penalties data on FMCSA website.

Acute Critical Violations (Based on Investigations as per CSA Methodology Appendix A) [ToC](#)

No Data

No red flag violations in the last 24 months

DOT Registration Information: The following information on this specific DOT # is from the Federal DOT (as of Operating Authority

DOT Registration: 05/18/2021		Total Power Units: 2	Total Trucks: 2	Total Trailers: 0	Total Passenger Vehicles: 0
Status	Entity Type	Organization Type	Nation	Total Cars	Drivers / CDL Drivers
A	C	-	US	0	4 / 4
MCS-150 Date	Op Codes	Shipper Op Codes	Shipper HazMat Op Codes	Latest Review Type	Latest Review Document Number(Date)
09/17/2024	A				()
MCS-150 Mileage (Year)	Record Update Date	Transports Hazmats	DOT Census Date	Recordable Accident Rate	Preventable Accident Rate
10,000 (2023)	09/17/2024	N	05/18/2021	0%	0%
MCS-151 Mileage	Safety Rating (Date)	SEA Accident	SEA Driver	SEA Vehicle	SEA Management
0	None (None)	0%	0%	0%	0%
Classification Codes		Cargo Carried (per MCS-150)			
Authorized-For-Hire		General Freight			

DOT MCS-150 History [ToC](#)

(as of 09/23/2024 DOT census)

Census Date	MCS-150 Date	MCS-150 Mileage	VMT Year	Power Units	Drivers	Trailers	Company Rep1	Company Rep2	Email
9/23/2024	9/17/2024	10000	2023	2	4	-	INDERJEET KAUR		HARSIMARLLC@GMAIL.COM
12/9/2021	11/10/2021	1	2020	1	2	1	INDERJEET KAUR		HARSIMARLLC@GMAIL.COM
7/9/2021	5/18/2021	0		1	2	1	INDERJEET KAUR		

Crash Summary Chart [ToC](#)**Crashes Summary - Chart** (based on all available crash data)

No Data

Crashes Summary - Table (based on all available crash data) [ToC](#)

	TOTAL	Last 6 months	7-12 months	13-18 months	19-24 months	25-30 months	30-36 months	37-41 months	42-48 months	Over 49 months
Total Reportable	0	0	0	0	0	0	0	0	0	0
Fatalities	0	0	0	0	0	0	0	0	0	0
Injuries	0	0	0	0	0	0	0	0	0	0
Tow Away	0	0	0	0	0	0	0	0	0	0
With Citations	0	0	0	0	0	0	0	0	0	0
Federal Recordable	0	0	0	0	0	0	0	0	0	0
Preventable	0	0	0	0	0	0	0	0	0	0
Crash per Pwr Unit	-	0.0%	0.0%	0.0%	0.0%	0.0%	0.0%	0.0%	0.0%	-



Inspection Summary **ToC**

The following inspection information is based on results for 24 months prior to: 05/29/2025. Please note that the total inspections number is not necessarily the total of the vehicle, driver and hazmat inspections, as one inspection may have included any combination of the below inspections.

Overall	Vehicle	Driver	Hazmat
(Please note that the total inspections number is not necessarily the total of the vehicle, driver and hazmat inspections, as one inspection may have included any combination of the below inspections) Total Inspections: 0 Total Out of Service: 0 Out of Service: 0% National Average: 20.97% Difference: -20.97%	Total Inspections: 0 Total Out of Service: 0 Out of Service: 0.00% National Average: 25.17% Difference: -25.17%	Total Inspections: 0 Total Out of Service: 0 Out of Service: 0.00% National Average: 6.59% Difference: -6.59%	Total Inspections: 0 Total Out of Service: 0 Out of Service: 0.00% National Average: 2.92% Difference: -2.92%

KPI: Inspection Viol OOS Rates by Cargo Group **ToC**

Cargo Group	OVERALL		VEHICLE		DRIVER		HAZMAT	
	Average	Compared to Average	Average	Compared to Average	Average	Compared to Average	Average	Compared to Average
HARSIMAR LLC	0%		0%		0%		0%	
No data								

FHWA Registration Information: The following data on this Motor Carrier is from the Federal Hwy Administration (as of 9/18/2024)

Docket Number	DOT Number	Company Name	DBA Name	Address	City	State	Country	ZIP Code
MC1248457	3637205	HARSIMAR LLC		7537 S REDWOOD RD	WEST JORDAN	UT	US	84084
Phone Number	Fax Number	Mail Address	Mail City	Mail State	Mail Contry	Mail ZIP Code	Mail Phone Number	Mail Fax Number
(801)-810-6615								
Date of Last Change	Freight	Passenger	Household Goods	Active Authority	Pending Authority	Revocation Pending Authority		
9/18/2024	Y	N	N	/	/	/		

Insurance Required (as of 05/30/2025) **ToC**

Docket Number	Insurance Type	Insurance Required	Insurance on File
MC1248457	BIPD	\$750k	\$0k
MC1248457	Cargo	No	No
MC1248457	Bond	No	No

Active / Pending Insurance (as of 05/30/2025)

No Data

Insurance History (as of 05/30/2025)

Docket Number	Form	Type	Insurance Carrier	Policy/Surety	Coverage From	Coverage To	Effective Date From	Effective Date To
MC1248457	91X	BIPD/Primary	UNITED FINANCIAL CASUALTY COMPANY	CA03822916	\$0k	\$750k	06/23/2021	02/06/2023 Cancelled



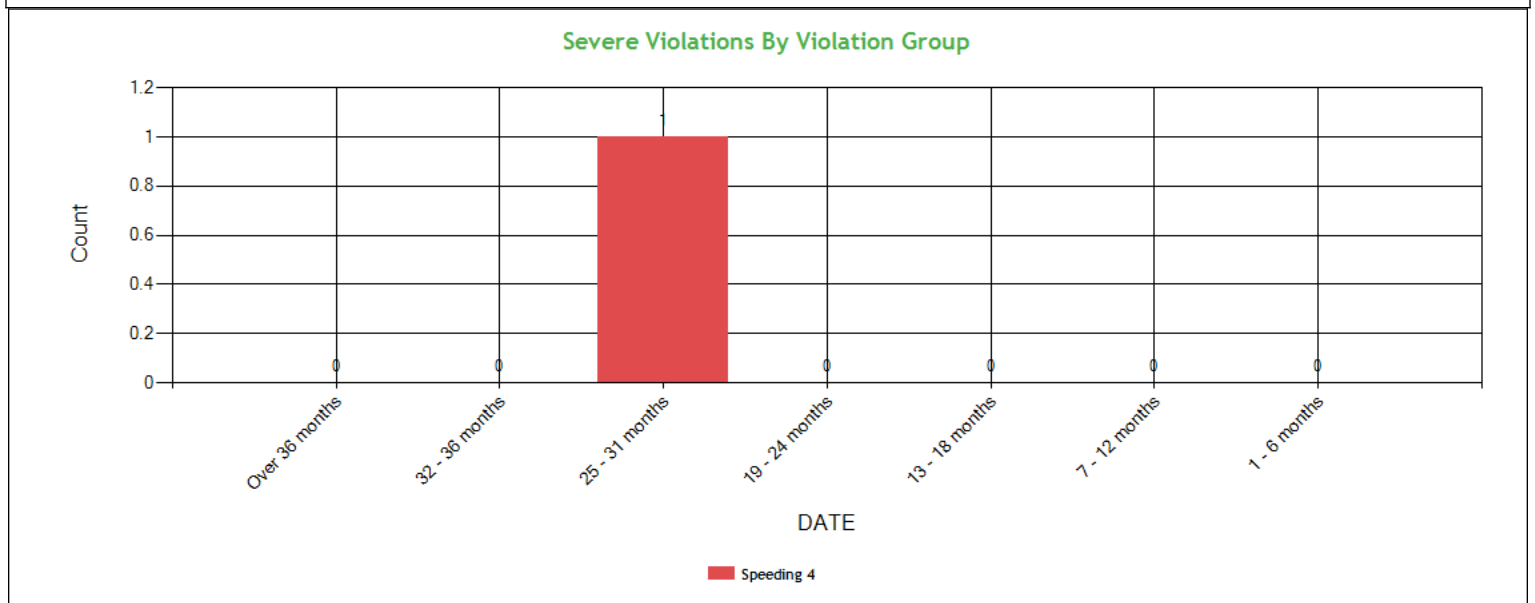
FHWA Authorities (as of 05/30/2025) ToC

Docket#	L&I Name	Active Authority	Inactive Authority	Pending Authority	Revocation Pending Authority	Freight	Passenger	Household Goods
MC1248457	HARSIMAR LLC		Common /			Yes	No	No

Authority History (as of 05/30/2025)

Docket Number	Sub	Auth Type	Original Action	Disposition
MC1248457		COMMON	GRANTED 6/28/2021 12:00:00 AM	REVOKED 2/13/2023 12:00:00 AM

Severe Violations (i.e. those with >= 8 points) - Chart : 1 Violations 1 occurrences ToC



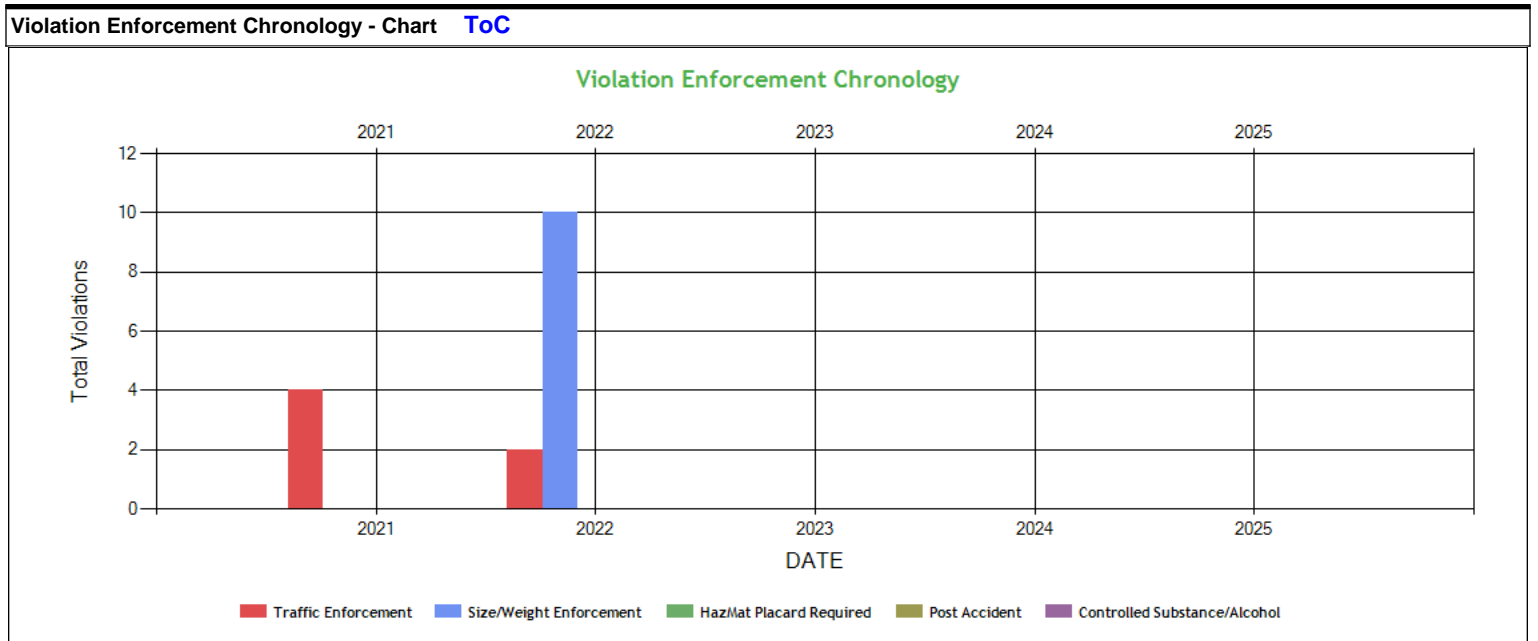
Severe Violations (i.e. those with >= 8 points) - Table : 1 Violations 1 occurrences ToC

Code	Description	Category	BASIC Weight	Total count	Last 6 month s	7-12 month s	13-18 month s	19-24 month s	25-31 month s	32-36 month s	Over 36 month s
392.2SLLSWZ	State/Local Laws - Speeding work/construction zone	Speeding 4	10	1	0	0	0	0	1	0	0



Violation Report ToC						
Inspection Date	Inspection State	BASIC	Violation Description	OOS	VIN	Severity Points
10/25/2022	CA	-	392.2SLLS1 - State/Local Laws - Speeding 1-5 Miles Per Hour Over The Speed Limit	No	1XPBD49X4PD799965	0
10/06/2022	NV	Unsafe Driving	392.2SLLSWZ - State/Local Laws - Speeding work/construction zone	No	1XPBD49X4PD799965	10
07/21/2022	OK	Driver Fitness	391.11B2 - Driver cannot read or speak the English language sufficiently to respond to official inquiries.	No	1XPBD49X4PD799965	4
07/21/2022	OK	-	376.11D1 - Lease or rental agreement not on board leased or rented CMV	No	1XPBD49X4PD799965	0
07/21/2022	OK	Hours-Of-Service	395.8 - Driver record of duty status (general/form and manner)	No	1XPBD49X4PD799965	1
07/21/2022	OK	Hours-Of-Service	395.8F01 - Drivers record of duty status not current	No	1XPBD49X4PD799965	5
06/06/2022	CA	Vehicle Maintenance	396.3A1B - Brakes (general)	No	1XKYDP9X8JJ179825	4
06/06/2022	CA	Vehicle Maintenance	393.45 - Brake tubing and hose adequacy	Yes	1XKYDP9X8JJ179825	4
06/06/2022	CA	Vehicle Maintenance	393.9H - Inoperative head lamps	Yes	1XKYDP9X8JJ179825	6
06/06/2022	CA	Vehicle Maintenance	393.45D - Brake connections with leaks/constrictions	No	3H3V532C5KR685747	4
06/06/2022	CA	Unsafe Driving	392.2 - Operating a commercial motor vehicle not in accordance with the laws, ordinances, and regulations of the jurisdiction in which it is being operated - Unsafe Driving	No	3H3V532C5KR685747	0
08/04/2021	WA	Vehicle Maintenance	393.9TS - Inoperative turn signal	No	1XKYDP9X8JJ179825	6
07/14/2021	CA	Unsafe Driving	392.2LV - Lane Restriction violation	No	1XKYDP9X8JJ179825	3
07/14/2021	CA	-	392.2AU - State Operating Authority Violation	No	1XKYDP9X8JJ179825	0
No filters were applied when generating this report, see the live report for more options.						

No data for Violation Summary

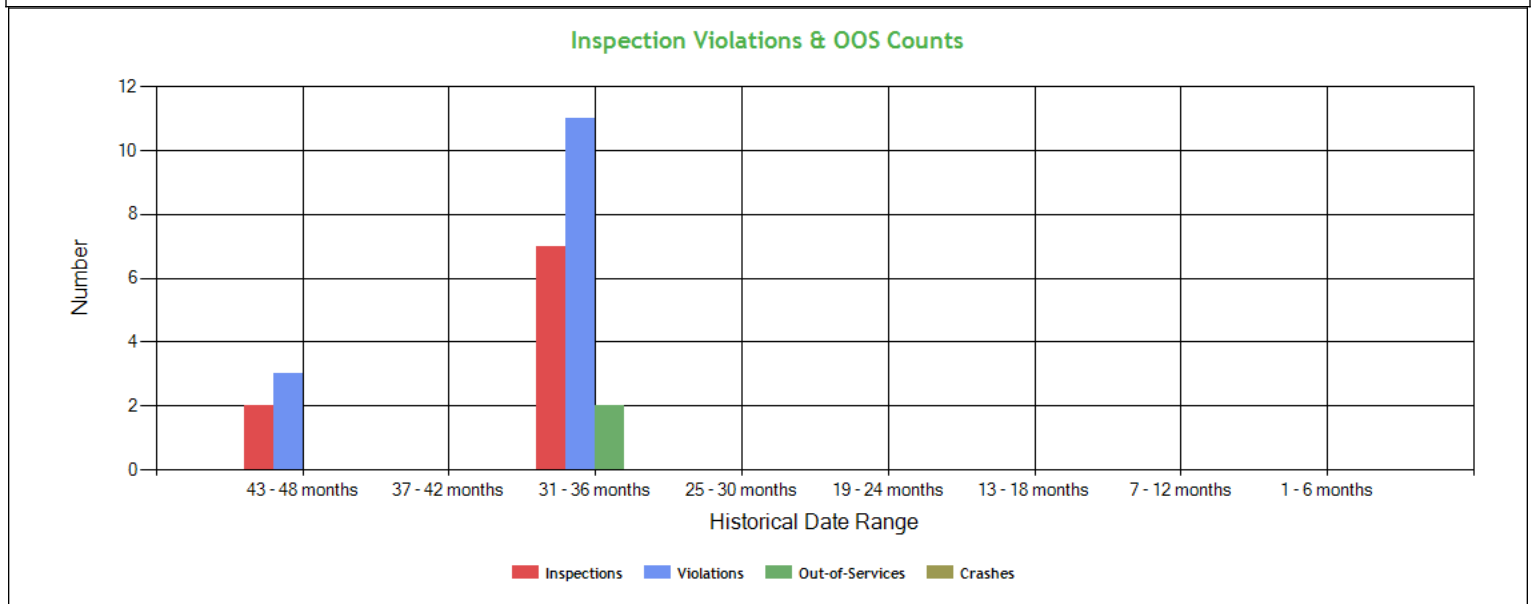




Violation Enforcement Chronology - Table ToC

	2021	2022	2023	2024	2025
Traffic Enforcement	4	2	0	0	0
Size/Weight Enforcement	0	10	0	0	0
HazMat Placard Required	0	0	0	0	0
Post Accident	0	0	0	0	0
Controlled Substance/Alcohol	0	0	0	0	0

Inspection Violations & OOS Counts - Chart ToC



Inspection Violations & OOS Counts - Table ToC

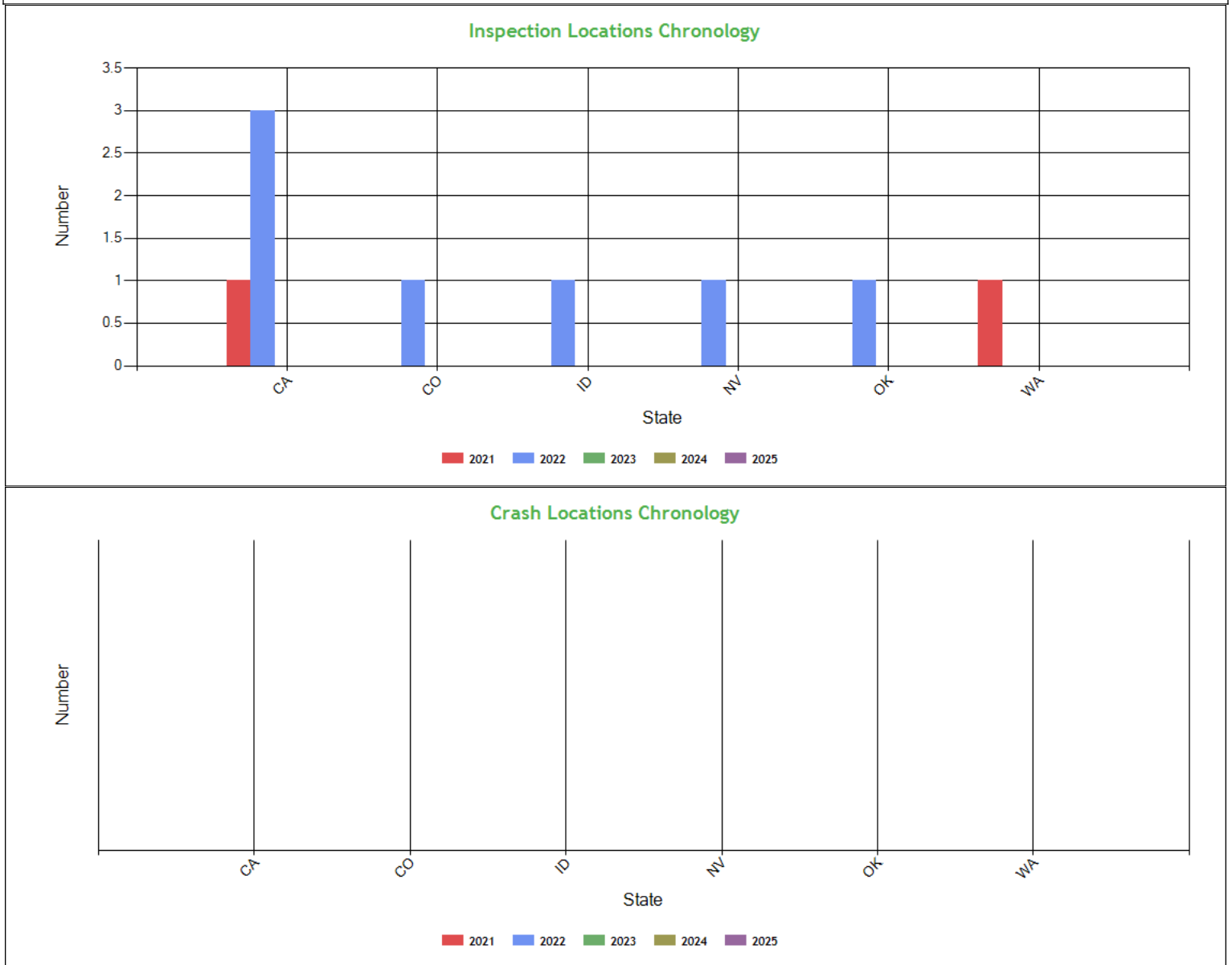
Date Range	Inspections	Violations	Out-of-Services	Crashes
TOTAL	9	14	2	0
1 - 6 months	0	0	0	0
7 - 12 months	0	0	0	0
13 - 18 months	0	0	0	0
19 - 24 months	0	0	0	0
25 - 30 months	0	0	0	0
31 - 36 months	7	11	2	0
37 - 42 months	0	0	0	0
43 - 48 months	2	3	0	0

Radius of Operation (based on Inspections and Crashes during the past 3 years) ToC

	Total	Drive between 0 and 50 miles radius	Drive between 51 and 200 miles radius	Drive between 201 and 300 miles radius	Drive between 301 and 400 miles radius	Drive between 401 and 500 miles radius	Drive between 501 and 600 miles radius	Drive beyond 600 miles radius
Power Units (i.e. unique VINs)	2	0	0	0	0	0	1	1
Percent	100%	0%	0%	0%	0%	0%	50%	50%



Inspection & Crash Locations - Chart [ToC](#)

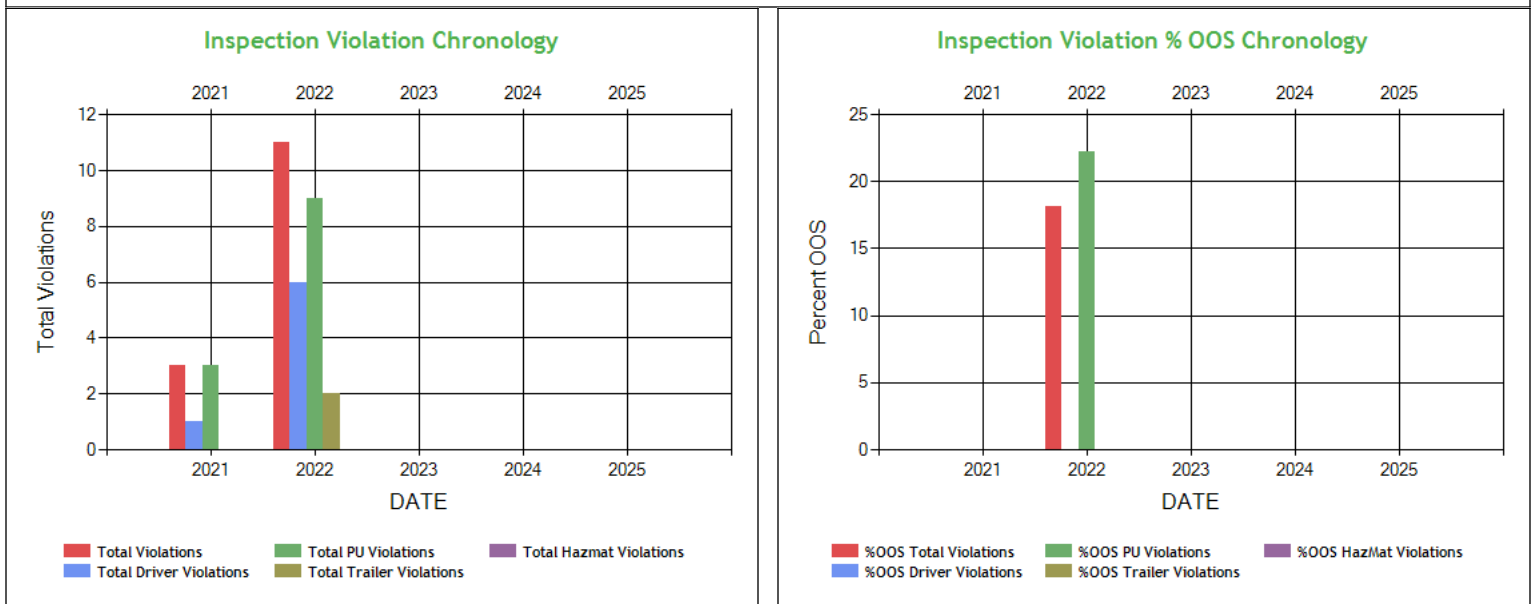


Inspection & Crash Locations - Table [ToC](#)

State	Inspections					Violations					Out-of-Services					Crashes				
	2021	2022	2023	2024	2025	2021	2022	2023	2024	2025	2021	2022	2023	2024	2025	2021	2022	2023	2024	2025
TOTAL	2	7	0	0	0	3	13	0	0	0	0	2	0	0	0	0	0	0	0	0
CA	1	3	0	0	0	2	6	0	0	0	0	2	0	0	0	0	0	0	0	0
CO	0	1	0	0	0	0	0	0	0	0	0	0	0	0	0	0	0	0	0	0
ID	0	1	0	0	0	0	1	0	0	0	0	0	0	0	0	0	0	0	0	0
NV	0	1	0	0	0	0	2	0	0	0	0	0	0	0	0	0	0	0	0	0
OK	0	1	0	0	0	0	4	0	0	0	0	0	0	0	0	0	0	0	0	0
WA	1	0	0	0	0	1	0	0	0	0	0	0	0	0	0	0	0	0	0	0



Inspection Violation % OOS Chronology - Chart ToC

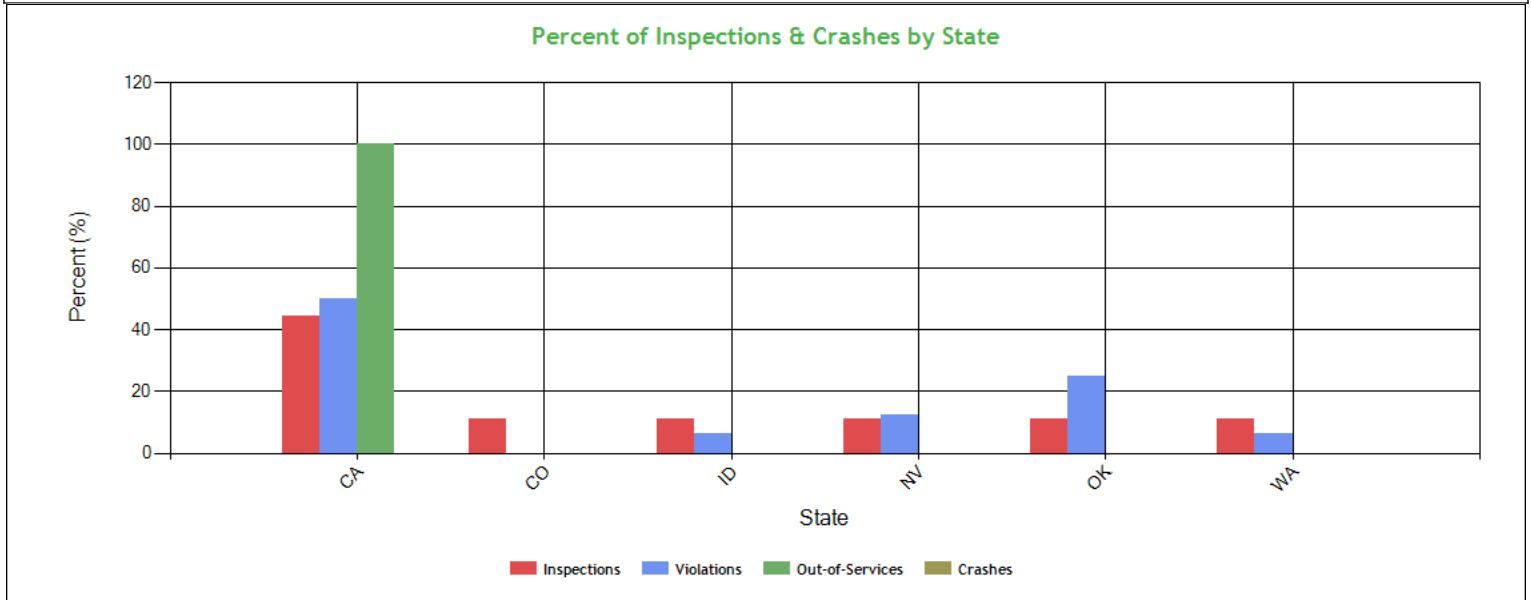


Inspection Violation % OOS Chronology - Table ToC

	2021	2022	2023	2024	2025
Total Violations	3	11	0	0	0
Total Out Of Services	0	2	0	0	0
%OOS Total Violations	0	18.18	0	0	0
Total Driver Violations	1	6	0	0	0
Total Driver Out Of Services	0	0	0	0	0
%OOS Driver Violations	0	0	0	0	0
Total PU Violations	3	9	0	0	0
Total PU Out Of Services	0	2	0	0	0
%OOS PU Violations	0	22.22	0	0	0
Total Trailer Violations	0	2	0	0	0
Total Trailer Out Of Services	0	0	0	0	0
%OOS Trailer Violations	0	0	0	0	0
Total Hazmat Violations	0	0	0	0	0
Total Hazmat Out Of Services	0	0	0	0	0
%OOS HazMat Violations	0	0	0	0	0



Percent of Insp & Crash by State - Chart ToC



Percent of Insp & Crash by State - Table (based on Inspection data from the last 4 years) ToC

State	Inspections		Violations		Out-of-Services		Crashes	
	Total	Percent	Total	Percent	Total	Percent	Total	Percent
	9	100	16	100	2	100	0	100
CA	4	44.4	8	50	2	100	0	0
CO	1	11.1	0	0	0	0	0	0
ID	1	11.1	1	6.3	0	0	0	0
NV	1	11.1	2	12.5	0	0	0	0
OK	1	11.1	4	25	0	0	0	0
WA	1	11.1	1	6.3	0	0	0	0

VIN Insp Summary by State (based on inspection from the last 2 years) ToC

VIN	Insp	Viol Pts	Counts in each State											
			CA		CO		ID		NV		OK		WA	
			Insp	Viol Pts	Insp	Viol Pts	Insp	Viol Pts	Insp	Viol Pts	Insp	Viol Pts	Insp	Viol Pts
TOTALS	25/ 115*	9/ 47**	4	21	1	0	1	0	1	10	1	10	1	6
1XKYDP9X8JJ179825	5	23	3	17	1	0	0	0	0	0	0	0	1	6
1XPBD49X4PD799965	4	20	1	0	0	0	1	0	1	10	1	10	0	0
3H3V532C5KR685747	1	4	1	4	0	0	0	0	0	0	0	0	0	0
3H3V532C5MR733735	1	0	1	0	0	0	0	0	0	0	0	0	0	0
3H3V532K9NS887656	1	0	0	0	1	0	0	0	0	0	0	0	0	0

*<Total number of inspections for these 5 VIN(s)>/<Total number of inspections for these 6 state(s)>

**<Total severity sum for these 5 VIN(s)>/<Total severity sum for these 6 state(s)>

Violations By Unit Type ToC

of Violations: 0 Total Severity: 0



Equipment Ownership **ToC** **Equipment Ownership** (based on MCS-150 dated 9/17/2024)

	Trucks	Tractors	Trailers	Motor Coaches	Vans
Owned	0	2	0	0	0
Term Leased	0	0	0	0	0
Trip Leased	0	0	0	0	0
Total No.	0	2	0	0	0

Equipment Details Power Units **ToC**

VIN	Latest Insp Date	Year	Make	Model	Body Class	Body Type	Axles	Len	Fuel Type
1XPBD49X4PD79965	10/25/2022	2023	PETERBILT	579	Truck-Tractor	-	-	-	-
1XKYDP9X8JJ179825	07/31/2022	2018	KENWORTH	T680	Truck-Tractor	-	-	-	Diesel

Equipment Details Trailers

VIN	Latest Insp Date	Year	Make	Model	Body Class	Body Type	Axles	Len	Fuel Type
1GRAA0620KK162217	10/25/2022	2019	GREAT DANE	Great Dane Trailers	-	-	2	53	-
1DW1A5328LSA35841	10/06/2022	2020	STOUGHTON	Stoughton trailers	Trailer	Van Trailer	2	53	-
3H3V532C3LR441998	08/26/2022	2020	HYUNDAI OF MEXICO	HYUNDAI TRANSLEAD	Trailer	Van Trailer	2	53	-
3H3V532C5MR733735	07/31/2022	2021	HYUNDAI OF MEXICO	HYUNDAI TRANSLEAD	Trailer	Van Trailer	2	53	-
3H3V532KXPS027204	07/21/2022	2023	HYUNDAI OF MEXICO	Hyundai Translead Trailers	Trailer	Van Trailer	2	53	Not Applicable
3H3V532C5KR685747	06/06/2022	2019	HYUNDAI OF MEXICO	HYUNDAI TRANSLEAD	Trailer	Van Trailer	2	53	-
3H3V532K9NS887656	05/28/2022	2022	HYUNDAI OF MEXICO	Hyundai Translead Trailers	Trailer	Van Trailer	2	53	Not Applicable
1GRAA0626KK162559	08/04/2021	2019	GREAT DANE	Great Dane Trailers	-	-	2	53	-
1DW1A5329LSA43334	07/14/2021	2020	STOUGHTON	Stoughton trailers	Trailer	Van Trailer	2	53	-

No Vehicle Age data

States of Power Unit Registrations **ToC**

State	CA	CO	ID	NV	OK	WA
Number of Power Units	2	1	1	1	1	1

Equipment Acquisitions - Table **ToC**

	Power Units inspected for 1st time in past 12 months	Power Units inspected for 1st time in past 24 months	Power Units inspected during entire date range	Trailers inspected for 1st time in past 12 months	Trailers inspected for 1st time in past 24 months	Trailers inspected during entire date range
Unique VINs	0	0	2	0	0	9
Unique License Plates	0	0	2	0	0	9
License Plate States	0	0	1	0	0	4



Driver Details ToC Driver Details (based on MCS-150 dated 9/17/2024)			
	Within 100 mi	Beyond 100 mi	TOTAL
# Drivers Interstate	0	4	4
# Drivers Intrastate	0	0	0
TOTAL	0	4	/
Avg. # Trip Lease Drivers/Mo: 0 # Drivers Grand Total: 4 # Drivers Commercially Licensed: 4			

Shared VIN Summary ToC

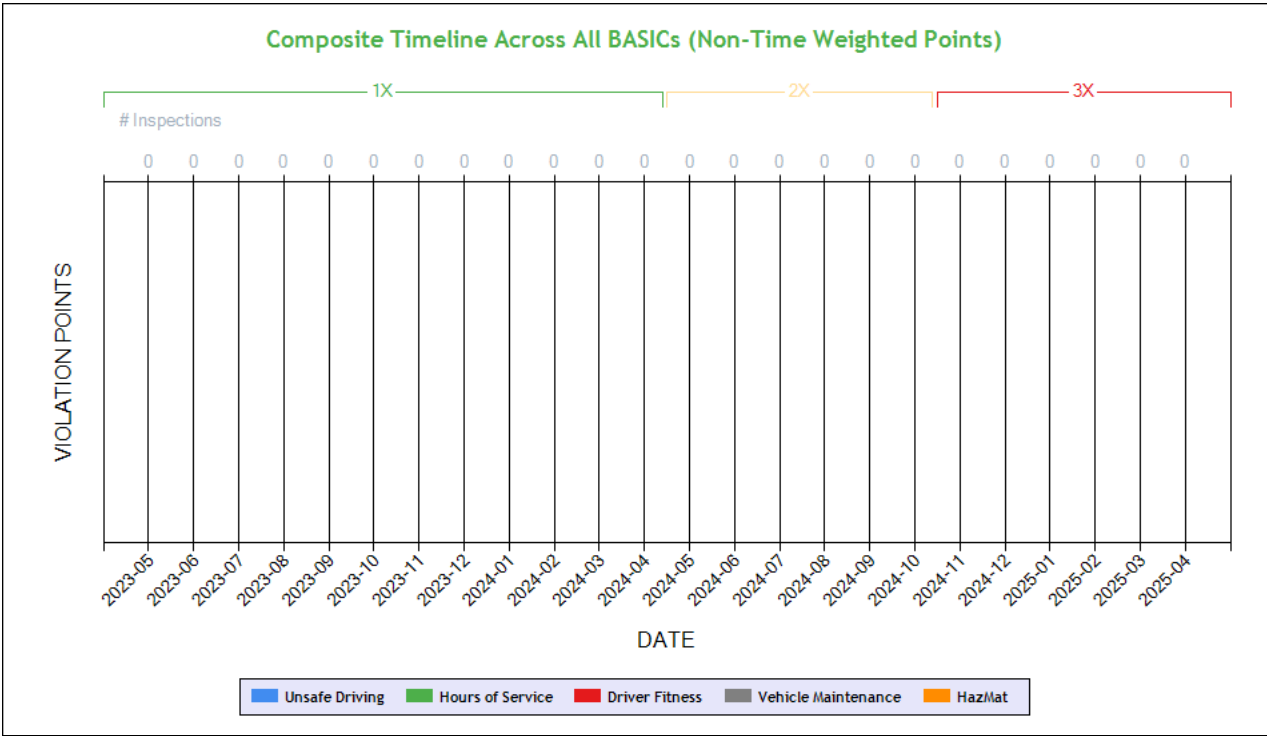
No Data

SHIPPERS DETAIL **ToC** based on Inspection results for the last 4 years

Shipper Name	Number of Inspections	Shipper Name	Number of Inspections
AMAZON	8	LINK	1



Carrier Underwriting Report Safety Summary ToC



Time-Weighted Violation Points - no data available to draw a chart
Time-Weighted Violation Points by Vehicle - no data available to draw a chart

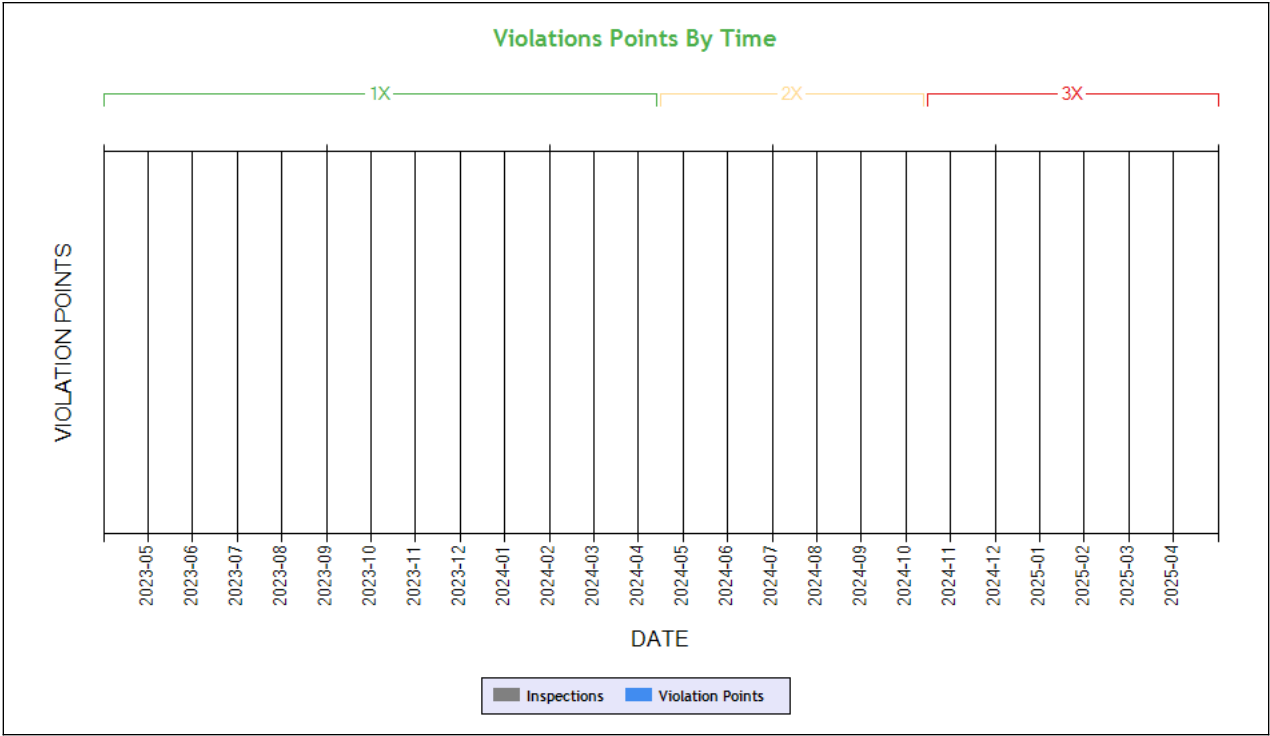
See the Excel file for the complete analysis # Violations is in (1-6/7-12/13-24mo)

Shaded = Out Of Service Violation		
Violation Group		
Violation Description	Total Time-weighted Points by VIN	% of Total Time-weighted Points by VIN
Driver Resp		
Total Time-weighted Points		
% Total Time-Wt Pts		



SAFETY ANALYSIS ToC

Unsafe Driving



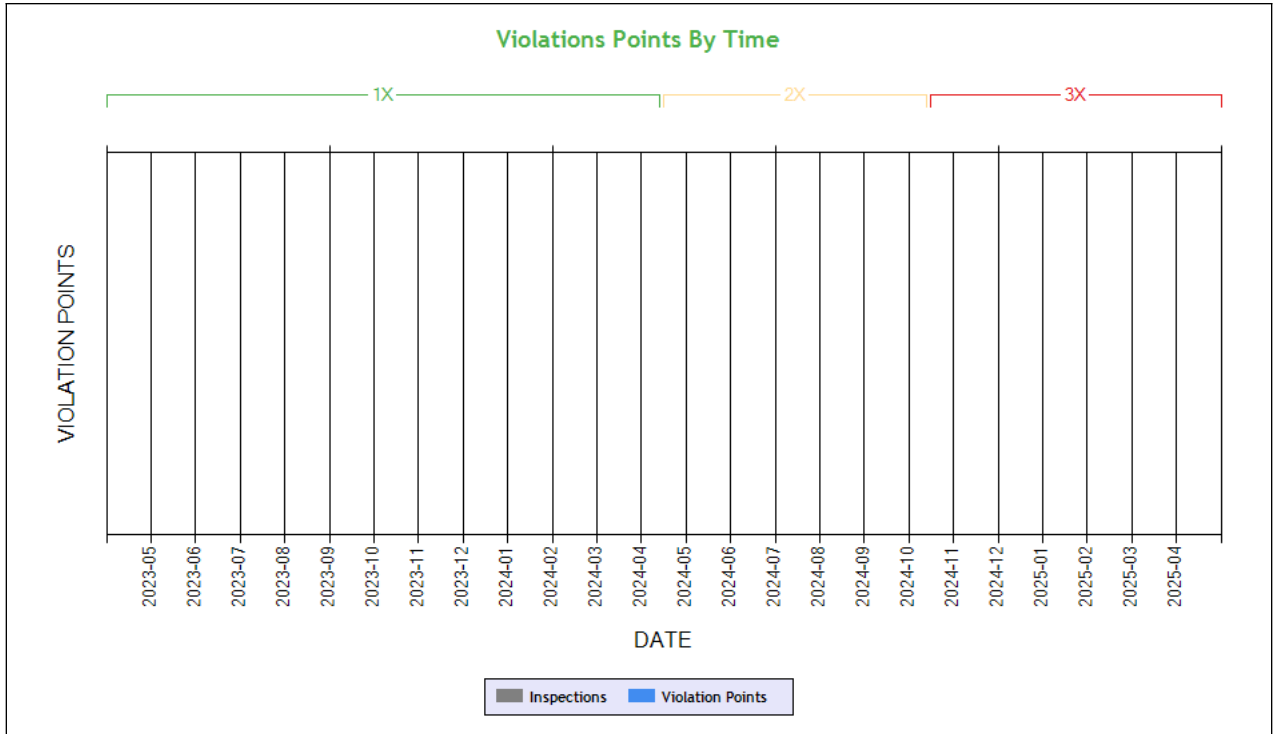
Time-Weighted Violation Points - no data available to draw a chart
Time-Weighted Severity Points by Vehicle - no data available to draw a chart

See the Excel file for the complete analysis # Violations is in (1-6/7-12/13-24mo)

Shaded = Out Of Service Violation		
Violation Group		
Violation Description	Total Time-weighted Points by VIN	% of Total Time-weighted Points by VIN
Driver Resp		
Total Time-weighted Points		
% Total Time-Wt Pts		

HOS Compliance

Time-Weighted Violation Points - no data available to draw a chart
Time-Weighted Severity Points by Vehicle - no data available to draw a chart



Carrier Software
 1-800-646-5152
 info@CarrierSoftware.com

CONFIDENTIAL - Intended for use by Amerigo Insurance Agency - Date: 5/30/2025

HARSIMAR LLC - DOT# 3637205 / MC1248457

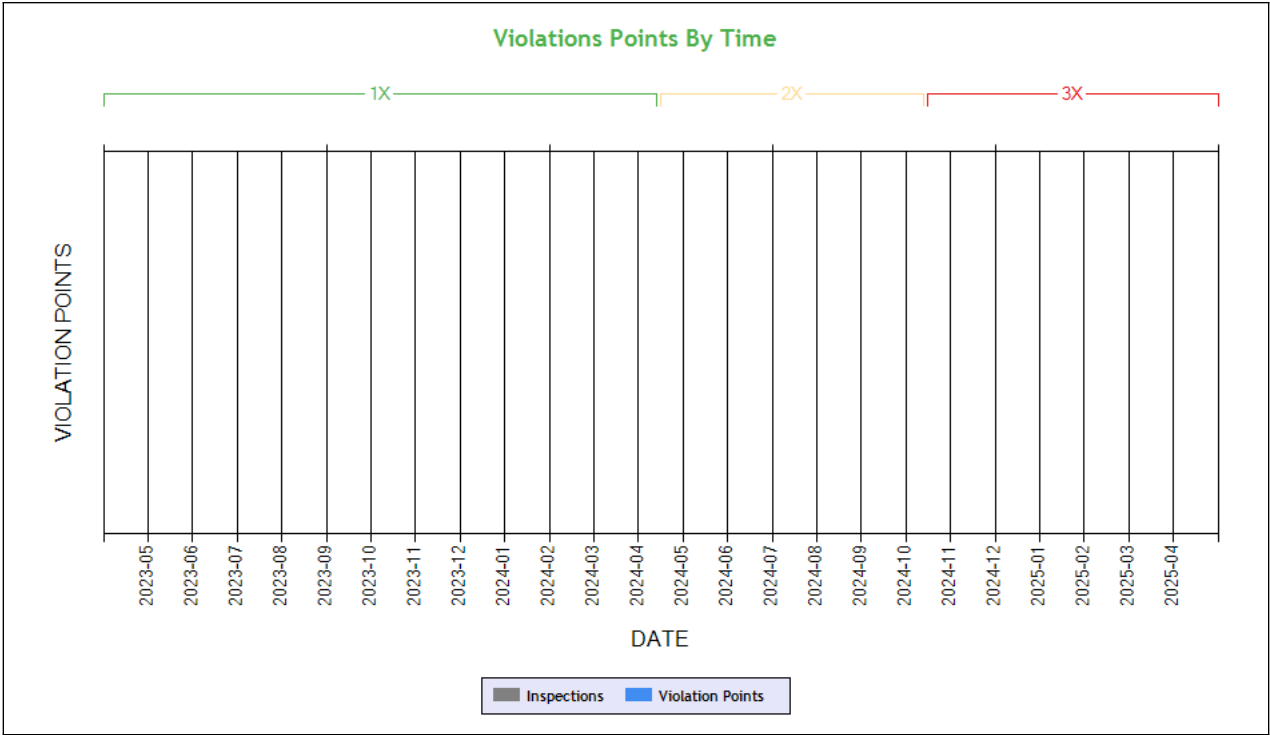
See the Excel file for the complete analysis

Violations is in (1-6/7-12/13-24mo)

Shaded = Out Of Service Violation		
Violation Group		
Violation Description	Total Time-weighted Points by VIN	% of Total Time-weighted Points by VIN
Driver Resp		
Total Time-weighted Points		
% Total Time-Wt Pts		



Driver Fitness



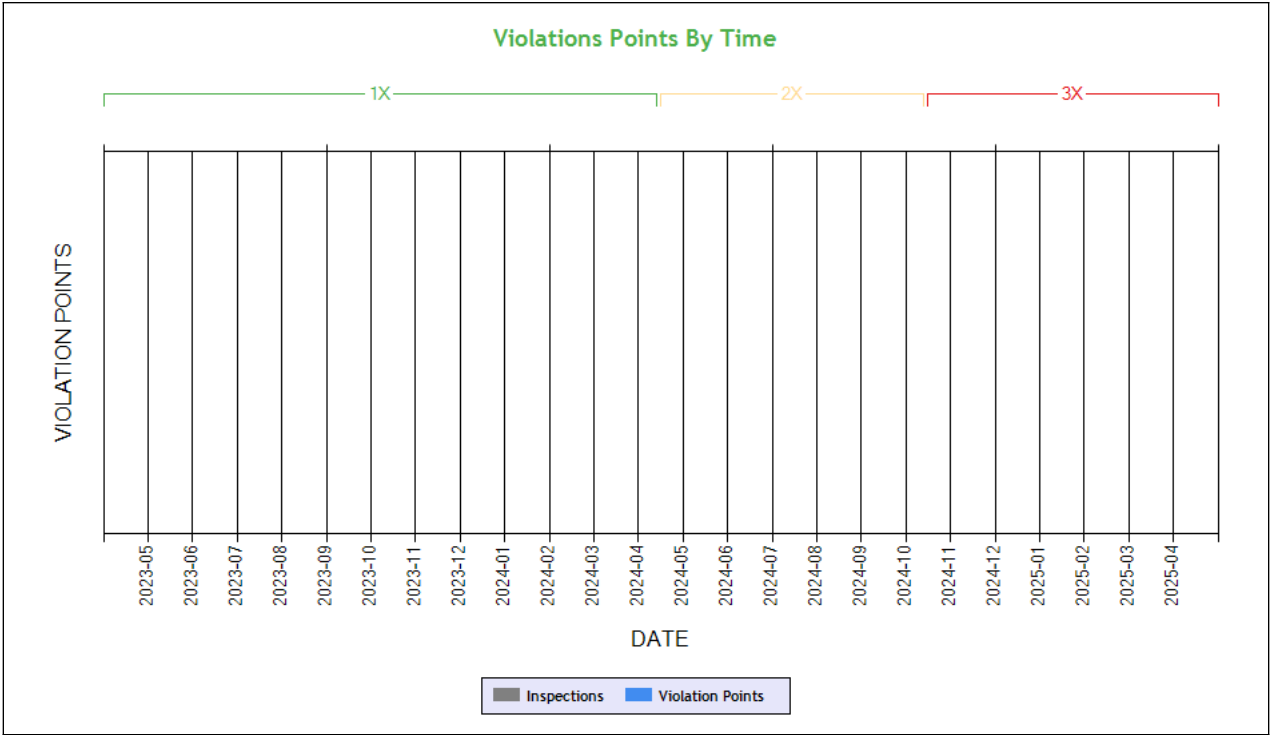
Time-Weighted Violation Points - no data available to draw a chart
Time-Weighted Severity Points by Vehicle - no data available to draw a chart

See the Excel file for the complete analysis # Violations is in (1-6/7-12/13-24mo)

Shaded = Out Of Service Violation		
Violation Group		
Violation Description	Total Time-weighted Points by VIN	% of Total Time-weighted Points by VIN
Driver Resp		
Total Time-weighted Points		
% Total Time-Wt Pts		



Vehicle Maintenance



Time-Weighted Violation Points - no data available to draw a chart
Time-Weighted Severity Points by Vehicle - no data available to draw a chart

See the Excel file for the complete analysis # Violations is in (1-6/7-12/13-24mo)

Shaded = Out Of Service Violation		
Violation Group		
Violation Description	Total Time-weighted Points by VIN	% of Total Time-weighted Points by VIN
Driver Resp		
Total Time-weighted Points		
% Total Time-Wt Pts		

COLOR CODED CRASH TABLE [ToC](#)

No crashes have been reported by the DOT on this Motor Carrier
INSPECTIONS WITH SHARED EQUIPMENT:
No Data



LEGEND

Vehicle Information

Inspection for DOT # being analyzed

Inspection for Different DOT #

Crash Information for specific VIN

INSPECTION DETAILS for ALL Inspections

PDF shows the first 100 Power Unit & Trailer VINs with most recent inspections using data from the last 4 years

POWER UNIT Inspections Section

VIN: 1XPBD49X4PD799965				Unit: Truck Tractor		Year: 2023	Make: PETERBILT	
DOT No: 3658172		Docket No: MC1263647		Name: VEER TRANSPORT INC			Interstate: Yes	
Date	Unit License	Unit Lic State	Violation Unit	Violation Description		Severity	OOS	Citation
07/18/2024	A053389	UT	1	393.45DBAAL - AIR BRAKE - AUDIBLE AIR LEAK AT OTHER THAN A PROPER CONNECTION.		4	Yes	
DOT No: 3988678		Docket No: MC1495651		Name: IKAUR LLC			Interstate: Yes	
Date	Unit License	Unit Lic State	Violation Unit	Violation Description		Severity	OOS	Citation
11/27/2023	A053389	UT	D	395.32B - Driver failed to assume or decline unassigned driving time		5	No	
DOT No: 3556113		Docket No: MC1192695		Name: JIMIDARA INC			Interstate: Yes	
Date	Unit License	Unit Lic State	Violation Unit	Violation Description		Severity	OOS	Citation
03/09/2023	A053389	UT	1	393.9T - Inoperative tail lamp		6	Yes	
03/09/2023	A053389	UT	D	395.22G - Portable ELD not mounted in a fixed position and visible to driver		1	No	
03/09/2023	A053389	UT	D	395.8F01 - Drivers record of duty status not current		5	No	
01/26/2023	A053389	UT	-			-	-	-
DOT No: 3637205		Docket No: MC1248457		Name: HARSIMAR LLC			Interstate: Yes	
Date	Unit License	Unit Lic State	Violation Unit	Violation Description		Severity	OOS	Citation
10/25/2022	Z084209	UT	D	392.2SLLS1 - State/Local Laws - Speeding 1-5 Miles Per Hour Over The Speed Limit		0	No	LU39989
10/06/2022	Z084209	UT	1	390.21TB		0	No	
10/06/2022	Z084209	UT	D	392.2SLLSWZ - State/Local Laws - Speeding work/construction zone		10	No	X02915552
DOT No: 3514150		Docket No: MC1169955		Name: APNATELELINK LLC			Interstate: Yes	
Date	Unit License	Unit Lic State	Violation Unit	Violation Description		Severity	OOS	Citation
09/22/2022	Z084209	UT	-			-	-	-
DOT No: 3637205		Docket No: MC1248457		Name: HARSIMAR LLC			Interstate: Yes	
Date	Unit License	Unit Lic State	Violation Unit	Violation Description		Severity	OOS	Citation
08/26/2022	Z08409	UT	1	390.21TB		0	No	
07/21/2022	Z084209	UT	D	376.11D1 - Lease or rental agreement not on board leased or rented CMV		0	No	
07/21/2022	Z084209	UT	D	391.11B2 - Driver cannot read or speak the English language sufficiently to respond to official inquiries.		4	No	
07/21/2022	Z084209	UT	D	395.8 - Driver record of duty status (general/form and manner)		1	No	
07/21/2022	Z084209	UT	D	395.8F01 - Drivers record of duty status not current		5	No	

VIN: 1XKYDP9X8JJ179825				Unit: Truck Tractor		Year: 2018	Make: KENWORTH	
DOT No: 3988678		Docket No: MC1495651		Name: IKAUR LLC			Interstate: Yes	



Date	Unit License	Unit Lic State	Violation Unit	Violation Description	Severity	OOS	Citation
03/10/2023	Z079115	UT	-	-	-	-	-
02/18/2023	Z079115	UT	1	390.21TB	0	No	
02/18/2023	Z079115	UT	D	395.8E - False report of drivers record of duty status	7	Yes	C235100110
02/18/2023	Z079115	UT	D	395.8K2 - Driver failing to retain previous 7 days' logs	5	Yes	
01/25/2023	Z079115	UT	D	395.8E - False report of drivers record of duty status	7	Yes	
01/12/2023	Z079115	UT	1	393.11 - No/defective lighting devices/reflective devices/projected	3	No	
DOT No: 3637205 Docket No: MC1248457 Name: HARSIMAR LLC Interstate: Yes							
Date	Unit License	Unit Lic State	Violation Unit	Violation Description	Severity	OOS	Citation
07/31/2022	Z079115	UT	-	-	-	-	-
06/06/2022	Z079115	UT	1	393.45 - Brake tubing and hose adequacy	4	Yes	DA319058
06/06/2022	Z079115	UT	1	393.9H - Inoperative head lamps	6	Yes	
06/06/2022	Z079115	UT	1	396.3A1B - Brakes (general)	4	No	
05/28/2022	Z079115	UT	-	-	-	-	-
08/04/2021	Z079115	UT	1	393.9TS - Inoperative turn signal	6	No	
07/14/2021	Z079115	UT	1	392.2AU - State Operating Authority Violation	0	No	VERBAL
07/14/2021	Z079115	UT	D	392.2LV - Lane Restriction violation	3	No	JV43410
DOT No: 3514150 Docket No: MC1169955 Name: APNATELELINK LLC Interstate: Yes							
Date	Unit License	Unit Lic State	Violation Unit	Violation Description	Severity	OOS	Citation
06/03/2021	Z077704	UT	1	393.48A - Inoperative/defective brakes	4	No	
06/03/2021	Z077704	UT	1	393.75A3 - Tire -flat and/or audible air leak	8	Yes	
04/22/2021	Z077704	UT	D	392.2MI - Miscellaneous Traffic Law Violation	0	No	
02/28/2021	TEMP	UT	-	-	-	-	-
02/21/2021	WP79217	CA	-	-	-	-	-
DOT No: 2833794 Docket No: MC947695 Name: GREAT AMERICA INC Interstate: Yes							



Date	Unit License	Unit Lic State	Violation Unit	Violation Description	Severity	OOS	Citation
08/04/2020	WP79217	CA	-	-	-	-	-
08/04/2020	WP79217	CA	1	393.47A - Inadequate brakes for safe stopping	4	Yes	DA125299
08/04/2020	WP79217	CA	1	396.5BHWSLIW - Hubs - Wheel seal leaking - inner wheel	2	Yes	DA125299
02/06/2020	WP79217	CA	-	-	-	-	-
01/10/2020	WP79217	CA	-	-	-	-	-
01/07/2020	WP79217	CA	-	-	-	-	-
12/13/2019	WP79217	CA	D	395.8 - Driver record of duty status (general/form and manner)	1	No	
12/13/2019	WP79217	CA	D	395.8E - False report of drivers record of duty status	7	No	DA42417
11/24/2019	WP79217	CA	1	396.3A1 - Inspection/repair and maintenance parts and accessories	2	No	** YES **
11/24/2019	WP79217	CA	1	396.5B - Oil and/or grease leak	3	No	
09/27/2019	WP79217	CA	D	395.8 - Driver record of duty status (general/form and manner)	1	No	
09/06/2019	WP79217	CA	1	393.24C - Improper headlamp mounting	6	No	
09/06/2019	WP79217	CA	1	393.75A2 - Tire -tread and/or sidewall separation	8	Yes	JQ78098
09/04/2019	WP79217	CA	-	-	-	-	-
08/19/2019	WP79217	CA	-	-	-	-	-
08/17/2019	WP79217	CA	-	-	-	-	-
06/15/2019	WP79217	CA	-	-	-	-	-
05/09/2019	WP79217	CA	-	-	-	-	-
01/04/2019	WP79217	CA	-	-	-	-	-
11/23/2018	WP79217	CA	-	-	-	-	-
09/28/2018	WP79217	CA	D	395.8AELD - ELD - No record of duty status (ELD Required)	5	Yes	
09/28/2018	WP79217	CA	D	395.8E - False report of drivers record of duty status	7	Yes	
08/20/2018	WP79217	CA	-	-	-	-	-
08/16/2018	WP79217	CA	-	-	-	-	-
07/05/2018	WP79217	CA	1	393.9A - Inoperative required lamps	2	No	
05/24/2018	WP79217	CA	-	-	-	-	-
03/27/2018	WP79217	CA	1	393.24C - Improper headlamp mounting	6	No	
03/27/2018	WP79217	CA	1	396.5BHWSLIW - Hubs - Wheel seal leaking - inner wheel	2	No	
03/27/2018	WP79217	CA	D	395.8E - False report of drivers record of duty status	7	Yes	8Z0355103
03/27/2018	WP79217	CA	D	395.8K2 - Driver failing to retain previous 7 days' logs	5	Yes	
03/24/2018	WP79217	CA	D	395.8E - False report of drivers record of duty status	7	No	WARNING
03/20/2018	WP79217	CA	-	-	-	-	-
03/10/2018	WP79217	CA	D	395.30B1 - Driver failed to certify the accuracy of the information gathered by the ELD	1	No	
03/03/2018	WP79217	CA	-	-	-	-	-
07/13/2017	WP79217	CA	-	-	-	-	-
06/28/2017	WP79217	CA	-	-	-	-	-
04/22/2017	WP79217	CA	-	-	-	-	-

TRAILER Inspections Section

VIN: 1XPBD49X4PD799965		Unit: Truck Tractor		Year: 2023	Make: PETERBILT		
DOT No: 3658172		Docket No: MC1263647		Name: VEER TRANSPORT INC		Interstate: Yes	
Date	Unit License	Unit Lic State	Violation Unit	Violation Description	Severity	OOS	Citation
07/18/2024	A053389	UT	1	393.45DBAAL - AIR BRAKE - AUDIBLE AIR LEAK AT OTHER THAN A PROPER CONNECTION.	4	Yes	
DOT No: 3988678		Docket No: MC1495651		Name: IKAUR LLC		Interstate: Yes	
Date	Unit License	Unit Lic State	Violation Unit	Violation Description	Severity	OOS	Citation
11/27/2023	A053389	UT	D	395.32B - Driver failed to assume or decline unassigned driving time	5	No	
DOT No: 3556113		Docket No: MC1192695		Name: JIMIDARA INC		Interstate: Yes	



Date	Unit License	Unit Lic State	Violation Unit	Violation Description	Severity	OOS	Citation
03/09/2023	A053389	UT	1	393.9T - Inoperative tail lamp	6	Yes	
03/09/2023	A053389	UT	D	395.22G - Portable ELD not mounted in a fixed position and visible to driver	1	No	
03/09/2023	A053389	UT	D	395.8F01 - Drivers record of duty status not current	5	No	
01/26/2023	A053389	UT	-	-	-	-	-
DOT No: 3637205		Docket No: MC1248457		Name: HARSIMAR LLC		Interstate: Yes	
Date	Unit License	Unit Lic State	Violation Unit	Violation Description	Severity	OOS	Citation
10/25/2022	Z084209	UT	D	392.2SLLS1 - State/Local Laws - Speeding 1-5 Miles Per Hour Over The Speed Limit	0	No	LU39989
10/06/2022	Z084209	UT	1	390.21TB	0	No	
10/06/2022	Z084209	UT	D	392.2SLLSWZ - State/Local Laws - Speeding work/construction zone	10	No	X02915552
DOT No: 3514150		Docket No: MC1169955		Name: APNATELELINK LLC		Interstate: Yes	
Date	Unit License	Unit Lic State	Violation Unit	Violation Description	Severity	OOS	Citation
09/22/2022	Z084209	UT	-	-	-	-	-
DOT No: 3637205		Docket No: MC1248457		Name: HARSIMAR LLC		Interstate: Yes	
Date	Unit License	Unit Lic State	Violation Unit	Violation Description	Severity	OOS	Citation
08/26/2022	Z08409	UT	1	390.21TB	0	No	
07/21/2022	Z084209	UT	D	376.11D1 - Lease or rental agreement not on board leased or rented CMV	0	No	
07/21/2022	Z084209	UT	D	391.11B2 - Driver cannot read or speak the English language sufficiently to respond to official inquiries.	4	No	
07/21/2022	Z084209	UT	D	395.8 - Driver record of duty status (general/form and manner)	1	No	
07/21/2022	Z084209	UT	D	395.8F01 - Drivers record of duty status not current	5	No	
VIN: 1XKYDP9X8JJ179825 Unit: Truck Tractor Year: 2018 Make: KENWORTH							
DOT No: 3988678		Docket No: MC1495651		Name: IKAUR LLC		Interstate: Yes	
Date	Unit License	Unit Lic State	Violation Unit	Violation Description	Severity	OOS	Citation
03/10/2023	Z079115	UT	-	-	-	-	-
02/18/2023	Z079115	UT	1	390.21TB	0	No	
02/18/2023	Z079115	UT	D	395.8E - False report of drivers record of duty status	7	Yes	C235100110
02/18/2023	Z079115	UT	D	395.8K2 - Driver failing to retain previous 7 days' logs	5	Yes	
01/25/2023	Z079115	UT	D	395.8E - False report of drivers record of duty status	7	Yes	
01/12/2023	Z079115	UT	1	393.11 - No/defective lighting devices/reflective devices/projected	3	No	
DOT No: 3637205		Docket No: MC1248457		Name: HARSIMAR LLC		Interstate: Yes	
Date	Unit License	Unit Lic State	Violation Unit	Violation Description	Severity	OOS	Citation
07/31/2022	Z079115	UT	-	-	-	-	-
06/06/2022	Z079115	UT	1	393.45 - Brake tubing and hose adequacy	4	Yes	DA319058
06/06/2022	Z079115	UT	1	393.9H - Inoperative head lamps	6	Yes	
06/06/2022	Z079115	UT	1	396.3A1B - Brakes (general)	4	No	
05/28/2022	Z079115	UT	-	-	-	-	-
08/04/2021	Z079115	UT	1	393.9TS - Inoperative turn signal	6	No	
07/14/2021	Z079115	UT	1	392.2AU - State Operating Authority Violation	0	No	VERBAL
07/14/2021	Z079115	UT	D	392.2LV - Lane Restriction violation	3	No	JV43410
DOT No: 3514150		Docket No: MC1169955		Name: APNATELELINK LLC		Interstate: Yes	
Date	Unit License	Unit Lic State	Violation Unit	Violation Description	Severity	OOS	Citation
06/03/2021	Z077704	UT	1	393.48A - Inoperative/defective brakes	4	No	
06/03/2021	Z077704	UT	1	393.75A3 - Tire -flat and/or audible air leak	8	Yes	
04/22/2021	Z077704	UT	D	392.2MI - Miscellaneous Traffic Law Violation	0	No	
02/28/2021	TEMP	UT	-	-	-	-	-
02/21/2021	WP79217	CA	-	-	-	-	-
DOT No: 2833794		Docket No: MC947695		Name: GREAT AMERICA INC		Interstate: Yes	



Date	Unit License	Unit Lic State	Violation Unit	Violation Description	Severity	OOS	Citation
08/04/2020	WP79217	CA	-	-	-	-	-
08/04/2020	WP79217	CA	1	393.47A - Inadequate brakes for safe stopping	4	Yes	DA125299
08/04/2020	WP79217	CA	1	396.5BHWSLIW - Hubs - Wheel seal leaking - inner wheel	2	Yes	DA125299
02/06/2020	WP79217	CA	-	-	-	-	-
01/10/2020	WP79217	CA	-	-	-	-	-
01/07/2020	WP79217	CA	-	-	-	-	-
12/13/2019	WP79217	CA	D	395.8 - Driver record of duty status (general/form and manner)	1	No	
12/13/2019	WP79217	CA	D	395.8E - False report of drivers record of duty status	7	No	DA42417
11/24/2019	WP79217	CA	1	396.3A1 - Inspection/repair and maintenance parts and accessories	2	No	** YES **
11/24/2019	WP79217	CA	1	396.5B - Oil and/or grease leak	3	No	
09/27/2019	WP79217	CA	D	395.8 - Driver record of duty status (general/form and manner)	1	No	
09/06/2019	WP79217	CA	1	393.24C - Improper headlamp mounting	6	No	
09/06/2019	WP79217	CA	1	393.75A2 - Tire -tread and/or sidewall separation	8	Yes	JQ78098
09/04/2019	WP79217	CA	-	-	-	-	-
08/19/2019	WP79217	CA	-	-	-	-	-
08/17/2019	WP79217	CA	-	-	-	-	-
06/15/2019	WP79217	CA	-	-	-	-	-
05/09/2019	WP79217	CA	-	-	-	-	-
01/04/2019	WP79217	CA	-	-	-	-	-
11/23/2018	WP79217	CA	-	-	-	-	-
09/28/2018	WP79217	CA	D	395.8AELD - ELD - No record of duty status (ELD Required)	5	Yes	
09/28/2018	WP79217	CA	D	395.8E - False report of drivers record of duty status	7	Yes	
08/20/2018	WP79217	CA	-	-	-	-	-
08/16/2018	WP79217	CA	-	-	-	-	-
07/05/2018	WP79217	CA	1	393.9A - Inoperative required lamps	2	No	
05/24/2018	WP79217	CA	-	-	-	-	-
03/27/2018	WP79217	CA	1	393.24C - Improper headlamp mounting	6	No	
03/27/2018	WP79217	CA	1	396.5BHWSLIW - Hubs - Wheel seal leaking - inner wheel	2	No	
03/27/2018	WP79217	CA	D	395.8E - False report of drivers record of duty status	7	Yes	8Z0355103
03/27/2018	WP79217	CA	D	395.8K2 - Driver failing to retain previous 7 days' logs	5	Yes	
03/24/2018	WP79217	CA	D	395.8E - False report of drivers record of duty status	7	No	WARNING
03/20/2018	WP79217	CA	-	-	-	-	-
03/10/2018	WP79217	CA	D	395.30B1 - Driver failed to certify the accuracy of the information gathered by the ELD	1	No	
03/03/2018	WP79217	CA	-	-	-	-	-
07/13/2017	WP79217	CA	-	-	-	-	-
06/28/2017	WP79217	CA	-	-	-	-	-
04/22/2017	WP79217	CA	-	-	-	-	-

Inspection Summary By Month (based on inspections from the last 4 years) ToC						
Year-Month	Number of Inspections	Number of Power Units	Total Violations	Total OOS Inspections	Total Severity Points	Number of Crashes
2022-10	2	2	3	0	10	0
2022-08	1	1	1	0	0	0
2022-07	2	2	4	0	10	0
2022-06	1	1	5	1	18	0
2022-05	1	1	0	0	0	0
2021-08	1	1	2	0	6	0
2021-07	1	1	2	0	3	0

Note: The most recent month's counts may not include all the inspections for that month.

VIN Inspection Violation Details ToC									
# of VINs: 5 # of Insp: 10 Severity Weight: 81 Avg. Weight/VIN: 8.1 (based on inspections in the last 4 years, showing top 50 VINs inspected most recently)									
VIN 1XPBD49X4PD799965		# of Inspections: 4		Total Severity: 20		Percentage of Total: 24.69%		Avg. Weight Per Inspection: 5.0	
Inspection Date	Inspection ID	Inspection State	Location Description	Total Severity	# of Violations	Shipper Name	Inspection Level	Post Accident	Out of Service



10/25/2022	76995845	CA	DONNER PASS IF	0	1	AMAZON	3	No	No
BASIC		Unit Type		Severity		Description		Out of Service	
		Truck Tractor		0		392.2SLLS1:State/Local Laws - Speeding 1-5 Miles Per Hour Ove		No	
Inspection Date	Inspection ID	Inspection State	Location Description	Total Severity	# of Violations	Shipper Name	Inspection Level	Post Accident	Out of Service
10/06/2022	76812172	NV	WINNEMUCCA	10	2	LINK	2	No	No
BASIC		Unit Type		Severity		Description		Out of Service	
Unsafe Driving		Truck Tractor		10		392.2SLLSWZ:State/Local Laws - Speeding work/construction zone		No	
		Truck Tractor		0		390.21TB		No	
Inspection Date	Inspection ID	Inspection State	Location Description	Total Severity	# of Violations	Shipper Name	Inspection Level	Post Accident	Out of Service
08/26/2022	76465240	ID	HUETTER PORT OF ENTRY	0	1	AMAZON	1	No	No
BASIC		Unit Type		Severity		Description		Out of Service	
		Straight Truck		0		390.21TB		No	
Inspection Date	Inspection ID	Inspection State	Location Description	Total Severity	# of Violations	Shipper Name	Inspection Level	Post Accident	Out of Service
07/21/2022	76140127	OK	I-35 SB MM 195	10	4	AMAZON	2	No	No
BASIC		Unit Type		Severity		Description		Out of Service	
Hours-Of-Serivce Compliance		Truck Tractor		5		395.8F01:Drivers record of duty status not current		No	
Driver Fitness		Truck Tractor		4		391.11B2:Driver cannot read or speak the English language s		No	
Hours-Of-Serivce Compliance		Truck Tractor		1		395.8:Driver record of duty status (general/form and ma		No	
		Truck Tractor		0		376.11D1:Lease or rental agreement not on board leased or r		No	
VIN 3H3V532KXPS027204		# of Inspections: 1		Total Severity: 10		Percentage of Total: 12.35%		Avg. Weight Per Inspection: 10.0	
Inspection Date	Inspection ID	Inspection State	Location Description	Total Severity	# of Violations	Shipper Name	Inspection Level	Post Accident	Out of Service
07/21/2022	76140127	OK	I-35 SB MM 195	10	3	AMAZON	2	No	No
BASIC		Unit Type		Severity		Description		Out of Service	
Hours-Of-Serivce Compliance		Semi Trailer		5		395.8F01:Drivers record of duty status not current		No	
Driver Fitness		Semi Trailer		4		391.11B2:Driver cannot read or speak the English language s		No	
Hours-Of-Serivce Compliance		Semi Trailer		1		395.8:Driver record of duty status (general/form and ma		No	
VIN 1XKYDP9X8JJ179825		# of Inspections: 3		Total Severity: 27		Percentage of Total: 33.33%		Avg. Weight Per Inspection: 9.0	
Inspection Date	Inspection ID	Inspection State	Location Description	Total Severity	# of Violations	Shipper Name	Inspection Level	Post Accident	Out of Service
06/06/2022	75896689	CA	MOUNTAIN PASS CVEF	18	5	AMAZON	1	No	Yes
BASIC		Unit Type		Severity		Description		Out of Service	
Vehicle Maintenance		Truck Tractor		6		393.9H:Inoperative head lamps		Yes	
Vehicle Maintenance		Truck Tractor		4		393.45:Brake tubing and hose adequacy		Yes	
Vehicle Maintenance		Truck Tractor		4		393.45D:Brake connections with leaks/constrictions		No	
Vehicle Maintenance		Truck Tractor		4		396.3A1B:Brakes (general)		No	
Unsafe Driving		Truck Tractor		0		392.2:Operating a commercial motor vehicle not in accord		No	
Inspection Date	Inspection ID	Inspection State	Location Description	Total Severity	# of Violations	Shipper Name	Inspection Level	Post Accident	Out of Service
08/04/2021	73345065	WA	WESTBOUND	6	1	AMAZON	2	No	No
BASIC		Unit Type		Severity		Description		Out of Service	
Vehicle Maintenance		Truck Tractor		6		393.9TS:Inoperative turn signal		No	
Inspection Date	Inspection ID	Inspection State	Location Description	Total Severity	# of Violations	Shipper Name	Inspection Level	Post Accident	Out of Service
07/14/2021	73207663	CA	I-5 S/B, SOUTH OF GRAPEVINE	3	2	AMAZON	3	No	No
BASIC		Unit Type		Severity		Description		Out of Service	
Unsafe Driving		Truck Tractor		3		392.2LV:Lane Restriction violation		No	
		Truck Tractor		0		392.2AU:State Operating Authority Violation		No	
VIN 3H3V532C5KR685747		# of Inspections: 1		Total Severity: 18		Percentage of Total: 22.22%		Avg. Weight Per Inspection: 18.0	
Inspection Date	Inspection ID	Inspection State	Location Description	Total Severity	# of Violations	Shipper Name	Inspection Level	Post Accident	Out of Service
06/06/2022	75896689	CA	MOUNTAIN PASS CVEF	18	4	AMAZON	1	No	Yes
BASIC		Unit Type		Severity		Description		Out of Service	
Vehicle Maintenance		Semi Trailer		6		393.9H:Inoperative head lamps		Yes	
Vehicle Maintenance		Semi Trailer		4		393.45:Brake tubing and hose adequacy		Yes	
Vehicle Maintenance		Semi Trailer		4		393.45D:Brake connections with leaks/constrictions		No	



Vehicle Maintenance		Semi Trailer		4		396.3A1B:Brakes (general)		No	
VIN 1GRAA0626KK162559		# of Inspections: 1		Total Severity: 6		Percentage of Total: 7.41%		Avg. Weight Per Inspection: 6.0	
Inspection Date	Inspection ID	Inspection State	Location Description	Total Severity	# of Violations	Shipper Name	Inspection Level	Post Accident	Out of Service
08/04/2021	73345065	WA	WESTBOUND	6	1	AMAZON	2	No	No
BASIC		Unit Type		Severity		Description		Out of Service	
Vehicle Maintenance		Semi Trailer		6		393.9TS:Inoperative turn signal		No	

Inspection History ToC							
Inspection Date	Report Number	Report State	Plate Number	Plate State	Type	Severity Weight	Time Weight
10/25/2022	UBF5003201	CA	Z084209	UT	Truck Tractor		0
1XPBD49X4PD799965 - Power Unit - State/Local Laws Violation: 392.2SLLS1State/Local Laws - Speeding 1-5 Miles Per Hour Over The Speed Limit						0	
10/06/2022	6246018219	NV	Z084209	UT	Truck Tractor		0
1XPBD49X4PD799965 - Power Unit - State/Local Laws Violation: 390.21TB						0	
1XPBD49X4PD799965 - Power Unit - Unsafe Driving Violation: 392.2SLLSWZState/Local Laws - Speeding work/construction zone						10	
08/26/2022	16B0003953	ID	Z08409	UT	Straight Truck		0
1XPBD49X4PD799965 - Power Unit - State/Local Laws Violation: 390.21TB						0	
07/31/2022	UENM001734	CA	Z079115	UT	Truck Tractor		0
07/21/2022	V800172327	OK	Z084209	UT	Truck Tractor		0
1XPBD49X4PD799965 - Power Unit - Driver Fitness Violation: 391.11B2Driver cannot read or speak the English language sufficiently to respond to official inquiries.						4	
1XPBD49X4PD799965 - Power Unit - Hours-Of-Service Violation: 395.8Driver record of duty status (general/form and manner)						1	
1XPBD49X4PD799965 - Power Unit - Hours-Of-Service Violation: 395.8F01Drivers record of duty status not current						5	
1XPBD49X4PD799965 - Power Unit - State/Local Laws Violation: 376.11D1Lease or rental agreement not on board leased or rented CMV						0	
06/06/2022	NDKS005510	CA	Z079115	UT	Truck Tractor		0
1XKYDP9X8JJ179825 - Power Unit - Unsafe Driving Violation: 392.2Operating a commercial motor vehicle not in accordance with the laws, ordinances, and regulations of the jurisdiction in which it is being operated - Unsafe Driving						0	
1XKYDP9X8JJ179825 - Power Unit - OOS Vehicle Maintenance Violation: 393.45Brake tubing and hose adequacy						4	
1XKYDP9X8JJ179825 - Power Unit - Vehicle Maintenance Violation: 393.45DBrake connections with leaks/constrictions						4	
1XKYDP9X8JJ179825 - Power Unit - OOS Vehicle Maintenance Violation: 393.9HInoperative head lamps						6	
1XKYDP9X8JJ179825 - Power Unit - Vehicle Maintenance Violation: 396.3A1BBrakes (general)						4	
05/28/2022	1A76000067	CO	Z079115	UT	Truck Tractor		0
08/04/2021	W622001838	WA	Z079115	UT	Truck Tractor		0
1XKYDP9X8JJ179825 - Power Unit - Vehicle Maintenance Violation: 393.9TSInoperative turn signal						6	
07/14/2021	UESX001742	CA	Z079115	UT	Truck Tractor		0
1XKYDP9X8JJ179825 - Power Unit - State/Local Laws Violation: 392.2AUSState Operating Authority Violation						0	
1XKYDP9X8JJ179825 - Power Unit - Unsafe Driving Violation: 392.2LVLane Restriction violation						3	
Only the first 20 inspections are shown. See the live report for more data.							

No data for Crash Hot Spots

Equipment and Driver Details ToC						
Equipment (Owned/Leased/Trip)				Driver Details		
MCS-150 Date	Tractors	Straight Trucks	Trailers	CDL's	Interstate	Intrastate
09/17/2024	2/0/0	0/0/0	0/0/0	4	4	0
11/10/2021	1/0/0	0/0/0	0/1/0	2	2	0
05/18/2021	1/0/0	0/0/0	0/1/0	2	2	0

Chameleon Type 1 - Chameleon issues highlighted in RED ToC										
DOT	Legal Name	MCS-150 Date	Physical Address	Mailing Address	Company Rep 1	Company Rep 2	Phone	Fax	Cell Phone	Email
3135275	GI TRUCKING LLC	11/30/2023	8 MANCHESTER WAY, BURLINGTON, NJ, 08016	8 MANCHESTER WAY, BURLINGTON, NJ, 08016	INDERJEET KAUR		(609)-500-2709		(609)-500-2709	GITRUCKING81@GMAIL.COM



3556113	JIMIDARA INC	09/14/2023	7537 S REDWOOD RD, WEST JORDAN, UT, 84084	7537 S REDWOOD RD, WEST JORDAN, UT, 84084	KEITH CHAUDHURI	AMARJIT SINGH	(801)-649-4115		(801)-649-7454	JIMIDARA13@G MAIL.COM
2497638	INDERJEET KAUR	11/08/2021	4 EDGEWOOD DRIVE, HICKVILLE, NY, 11801	4 EDGEWOOD DRIVE, HICKVILLE, NY, 11801	INDERJEET KAUR		(516)-300-0064	(516)-620-4488	(347)-420-5483	SARWINDERK@ GMAIL.COM
2661088	INDERJEET KAUR		2468 STOKES AVE, PINOLE, CA, 94564	PO BOX 675, BERKELEY, CA, 94701	INDERJEET KAUR		(510)-654-6060			
3489788	S&G SANGHERA LLC	06/22/2024	608 VALLEY ST, EASTON, PA, 18042	608 VALLEY ST, EASTON, PA, 18042-6370	JASWINDER SINGH	INDERJEET KAUR	(610)-703-8331			JSANGHERA172 @GMAIL.COM
3514150	APNATELELINK LLC	10/20/2022	497 E 11000 S, SANDY, UT, 84070	497 E 11000 S, SANDY, UT, 84070	AMARJIT SINGH	INDERJEET KAUR	(801)-810-4141			AS@APNATELE LINK.US

Chameleon Type 2 ToC						
VIN	Unit Type	Inspection Date	DOT No	Company Name	City	State