



Table of Contents

1. Overview	2. BASIC Scores History
3. BASIC Measures	4. KPI: BASIC Measures by Cargo Group
5. Estimated ISS Score	6. Investigation Results
7. Penalties History	8. Acute Critical Violations
9. Red Flag Violation Details	10. DOT Registration Information
11. DOT MCS-150 History	12. Crash Summary
13. Inspection Summary	14. KPI: Inspection Viol OOS Rates by Cargo Group
15. FHWA Registration Information	16. FHWA Insurance Information
17. FHWA Authorities	18. Severe Violations
19. Violation Report	20. Violation Summary
21. Violation Enforcement Chronology	22. Inspection Violations & OOS Counts
23. Radius Of Operation	24. Inspection & Crash Locations
25. Cargo Hot Spots	26. Inspection Violations & OOS Chronology
27. Percent of Insp & Crash by State	28. VIN Insp Summary by State
29. Violations By Unit Type	30. Equipment Ownership
31. Equipment Details	32. Vehicle Age
33. States of Power Unit Registrations	34. Equipment Acquisitions
35. Driver Details	36. Shared VIN Summary
37. Shipper Table	38. Safety Summary
39. Safety Details	40. Crash Detail Color Coded
41. Inspections with Shared Equipment	42. Inspection Tabular Details
43. Inspection Summary By Month	44. VIN Inspection Violation Details
45. Inspection History	46. Crash Hot Spots
47. DOT MCS-150 History Equipment and Driver Details	48. Chameleon



Business Address

3048 W OLIVE AVE
FRESNO, CA
93722

Contact Info

(559)-930-1314

brarempireinc@gmail.com

FHWA Address

3048 W OLIVE AVE
FRESNO, CA, 93722

Phone: (559)-930-1314

Mailing Address

3048 W OLIVE AVE
FRESNO, CA
93722

Overview ToC

Operating Status: NOT AUTHORIZED Intrastate operations. *Please Note: NOT AUTHORIZED does not apply to Private or
One other company viewed this DOT in the past two months
Crash/PU ratio: 0.0%
Clean Inspection ratio: 25.0%

Estimated BASIC Scores (as of 6/6/2025)

	Unsafe Driving	Hours of Service	Driver Fitness	Controlled Sub. and Alcohol	Vehicle Maintenance	HM Compliance	Crash
Relative Scores	0% ⊖	0% ○	0% ○	0% ○	0% ⬆	0% ○	0% ○
Alert Status	No	No	No	No	No	No	No



Estimated Inspection Selection System (ISS) Score: 1
Category: Pass

BASIC Scores History - Unsafe Driving ToC

There are no Scores for this BASIC

BASIC Scores History - Hours of Service ToC

There are no Scores for this BASIC

BASIC Scores History - Driver Fitness ToC

There are no Scores for this BASIC

BASIC Scores History - Controlled Substance ToC

There are no Scores for this BASIC



BASIC Scores History - Vehicle Maintenance ToC

There are no Scores for this BASIC

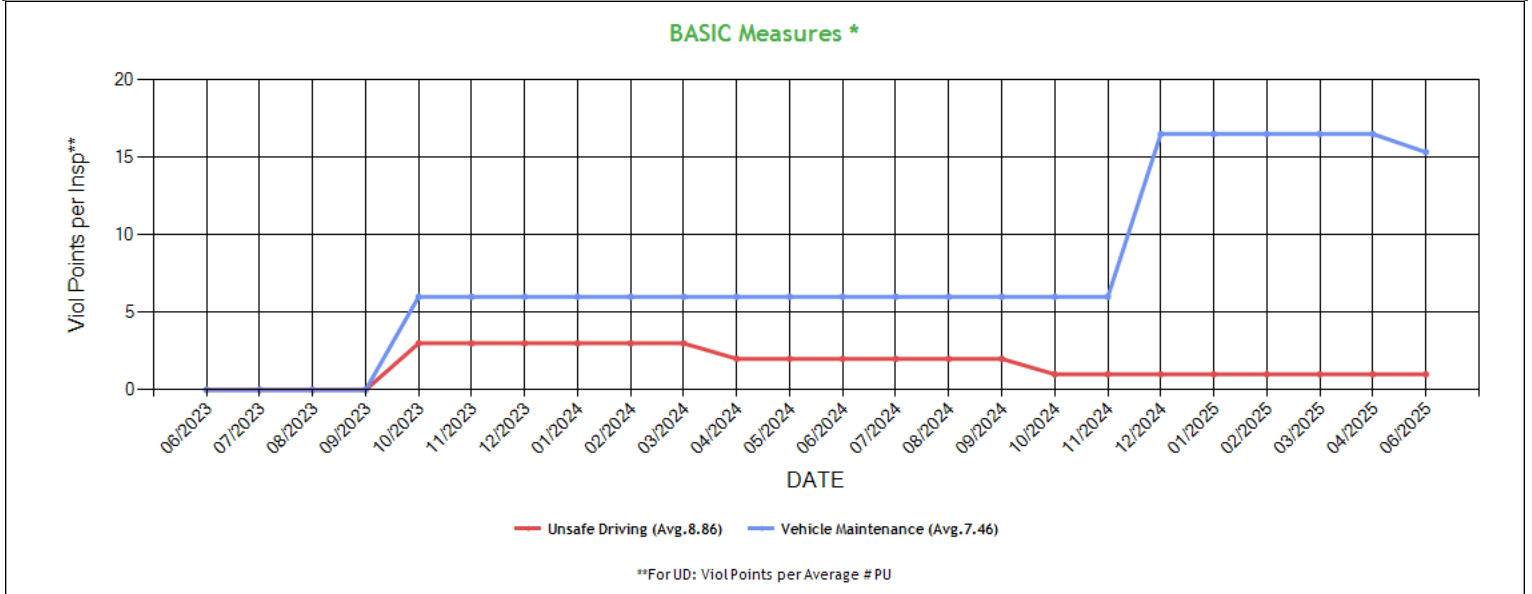
BASIC Scores History - Crash ToC

There are no Scores for this BASIC

BASIC Scores History - Hazmat ToC

There are no Scores for this BASIC

BASIC Measures: Violation Points per Inspection Trends ToC



* BASIC Measures are the absolute SMS scores that are compared within each Safety Event Group to determine the BASIC Score percentiles. Averages based on fleets with 1-5 power units.



BASIC Measures * - Table ToC

UD-Unsafe Driving, HOS-Hours of Service, DF-Driver Fitness, CS-Controlled Substances, VM-Vehicle Maintenance

Date	UD Measure	UD AC	UD with Viol	HOS Measure	HOS AC	HOS with Viol	DF Measure	DF AC	DF with Viol	CS Measure	CS AC	CS with Viol	VM Measure	VM AC	VM with Viol
06/2025	1.00	N	1	0.00	N	0	0.00	N	0	0.00	N	0	15.33	N	2
04/2025	1.00	N	1	0.00	N	0	0.00	N	0	0.00	N	0	16.50	N	2
03/2025	1.00	N	1	0.00	N	0	0.00	N	0	0.00	N	0	16.50	N	2
02/2025	1.00	N	1	0.00	N	0	0.00	N	0	0.00	N	0	16.50	N	2
01/2025	1.00	N	1	0.00	N	0	0.00	N	0	0.00	N	0	16.50	N	2
12/2024	1.00	N	1	0.00	N	0	0.00	N	0	0.00	N	0	16.50	N	2
11/2024	1.00	N	1	0.00	N	0	0.00	N	0	0.00	N	0	6.00	N	1
10/2024	1.00	N	1	0.00	N	0	0.00	N	0	0.00	N	0	6.00	N	1
09/2024	2.00	N	1	0.00	N	0	0.00	N	0	0.00	N	0	6.00	N	1
08/2024	2.00	N	1	0.00	N	0	0.00	N	0	0.00	N	0	6.00	N	1
07/2024	2.00	N	1	0.00	N	0	0.00	N	0	0.00	N	0	6.00	N	1
06/2024	2.00	N	1	0.00	N	0	0.00	N	0	0.00	N	0	6.00	N	1
05/2024	2.00	N	1	0.00	N	0	0.00	N	0	0.00	N	0	6.00	N	1
04/2024	2.00	N	1	0.00	N	0	0.00	N	0	0.00	N	0	6.00	N	1
03/2024	3.00	N	1	0.00	N	0	0.00	N	0	0.00	N	0	6.00	N	1
02/2024	3.00	N	1	0.00	N	0	0.00	N	0	0.00	N	0	6.00	N	1
01/2024	3.00	N	1	0.00	N	0	0.00	N	0	0.00	N	0	6.00	N	1
12/2023	3.00	N	1	0.00	N	0	0.00	N	0	0.00	N	0	6.00	N	1
11/2023	3.00	N	1	0.00	N	0	0.00	N	0	0.00	N	0	6.00	N	1
10/2023	3.00	N	1	0.00	N	0	0.00	N	0	0.00	N	0	6.00	N	1
09/2023	0.00	N	0	0.00	N	0	0.00	N	0	0.00	N	0	0.00	N	0
08/2023	0.00	N	0	0.00	N	0	0.00	N	0	0.00	N	0	0.00	N	0
07/2023	0.00	N	0	0.00	N	0	0.00	N	0	0.00	N	0	0.00	N	0
06/2023	0.00	N	0	0.00	N	0	0.00	N	0	0.00	N	0	0.00	N	0
05/2023	0.00	N	0	0.00	N	0	0.00	N	0	0.00	N	0	0.00	N	0
04/2023	0.00	N	0	0.00	N	0	0.00	N	0	0.00	N	0	0.00	N	0
03/2023	0.00	N	0	0.00	N	0	0.00	N	0	0.00	N	0	0.00	N	0
02/2023	0.00	N	0	0.00	N	0	0.00	N	0	0.00	N	0	0.00	N	0
01/2023	0.00	N	0	0.00	N	0	0.00	N	0	0.00	N	0	0.00	N	0
12/2022	0.00	N	0	0.00	N	0	0.00	N	0	0.00	N	0	0.00	N	0
11/2022	0.00	N	0	0.00	N	0	0.00	N	0	0.00	N	0	0.00	N	0
10/2022	0.00	N	0	0.00	N	0	0.00	N	0	0.00	N	0	0.00	N	0
09/2022	0.00	N	0	0.00	N	0	0.00	N	0	0.00	N	0	0.00	N	0
08/2022	0.00	N	0	0.00	N	0	0.00	N	0	0.00	N	0	0.00	N	0
07/2022	0.00	N	0	0.00	N	0	0.00	N	0	0.00	N	0	0.00	N	0
06/2022	0.00	N	0	0.00	N	0	0.00	N	0	0.00	N	0	0.00	N	0
05/2022	0.00	N	0	0.00	N	0	0.00	N	0	0.00	N	0	0.00	N	0
04/2022	0.00	N	0	0.00	N	0	0.00	N	0	0.00	N	0	0.00	N	0
03/2022	0.00	N	0	0.00	N	0	0.00	N	0	0.00	N	0	0.00	N	0
02/2022	0.00	N	0	0.00	N	0	0.00	N	0	0.00	N	0	0.00	N	0
01/2022	0.00	N	0	0.00	N	0	0.00	N	0	0.00	N	0	0.00	N	0
12/2021	0.00	N	0	0.00	N	0	0.00	N	0	0.00	N	0	0.00	N	0
11/2021	0.00	N	0	0.00	N	0	0.00	N	0	0.00	N	0	0.00	N	0
10/2021	0.00	N	0	0.00	N	0	0.00	N	0	0.00	N	0	0.00	N	0
09/2021	0.00	N	0	0.00	N	0	0.00	N	0	0.00	N	0	0.00	N	0
08/2021	0.00	N	0	0.00	N	0	0.00	N	0	0.00	N	0	0.00	N	0
07/2021	0.00	N	0	0.00	N	0	0.00	N	0	0.00	N	0	0.00	N	0
06/2021	0.00	N	0	0.00	N	0	0.00	N	0	0.00	N	0	0.00	N	0

* BASIC Measures are the absolute SMS scores that are compared within each Safety Event Group to determine the BASIC Score percentiles.



KPI: BASIC Measures by Fleet Size and Cargo Group **ToC**

Fleet Size: 1-5 PUs

Cargo Group (Companies)	Unsafe Driving		Hours of Service		Driver Fitness		Controlled Substance		Vehicle Maintenance		HM Compliance		Crash	
	Avg.	Comp. to Avg.	Avg.	Comp. to Avg.	Avg.	Comp. to Avg.	Avg.	Comp. to Avg.	Avg.	Comp. to Avg.	Avg.	Comp. to Avg.	Avg.	Comp. to Avg.
General Freight (486941)	0.78	Worse	0.22	Better	0.20	Better	0.01	Better	1.87	Worse	0.01	Better	0.06	Better
Refrigerated (62961)	1.49	Better	0.54	Better	0.16	Better	0.02	Better	2.60	Worse	0.01	Better	0.11	Better
BRAR EMPIRE INC	1.00		0.00		0.00		0.00		15.33		0.00		0.00	

Estimated ISS Score: **1 Pass** **ToC** **About the Inspection Selection System**



Estimated ISS Score History - Table ToC

Date	Estimated ISS Score	Recommendation	Algorithm
06/06/2025	1	Pass	Safety Algorithm
04/25/2025	1	Pass	Safety Algorithm
03/28/2025	1	Pass	Safety Algorithm
02/28/2025	1	Pass	Safety Algorithm
01/31/2025	1	Pass	Safety Algorithm
12/27/2024	1	Pass	Safety Algorithm
11/29/2024	1	Pass	Safety Algorithm
10/25/2024	1	Pass	Safety Algorithm
09/27/2024	1	Pass	Safety Algorithm
08/30/2024	1	Pass	Safety Algorithm
07/26/2024	1	Pass	Safety Algorithm
06/28/2024	1	Pass	Safety Algorithm
05/31/2024	1	Pass	Safety Algorithm
04/26/2024	74	Optional Inspect	Insufficient Data Algorithm
03/29/2024	74	Optional Inspect	Insufficient Data Algorithm
02/23/2024	74	Optional Inspect	Insufficient Data Algorithm
01/26/2024	74	Optional Inspect	Insufficient Data Algorithm
12/29/2023	74	Optional Inspect	Insufficient Data Algorithm
11/24/2023	74	Optional Inspect	Insufficient Data Algorithm
10/27/2023	74	Optional Inspect	Insufficient Data Algorithm
09/29/2023	63	Optional Inspect	Insufficient Data Algorithm
08/25/2023	63	Optional Inspect	Insufficient Data Algorithm
07/28/2023	63	Optional Inspect	Insufficient Data Algorithm
06/30/2023	63	Optional Inspect	Insufficient Data Algorithm
05/26/2023	63	Optional Inspect	Insufficient Data Algorithm
04/28/2023	63	Optional Inspect	Insufficient Data Algorithm
03/31/2023	63	Optional Inspect	Insufficient Data Algorithm
02/24/2023	63	Optional Inspect	Insufficient Data Algorithm
01/27/2023	63	Optional Inspect	Insufficient Data Algorithm
12/30/2022	63	Optional Inspect	Insufficient Data Algorithm
11/25/2022	63	Optional Inspect	Insufficient Data Algorithm
10/28/2022	63	Optional Inspect	Insufficient Data Algorithm
09/30/2022	63	Optional Inspect	Insufficient Data Algorithm
08/26/2022	63	Optional Inspect	Insufficient Data Algorithm
07/29/2022	63	Optional Inspect	Insufficient Data Algorithm
06/24/2022	63	Optional Inspect	Insufficient Data Algorithm
05/27/2022	63	Optional Inspect	Insufficient Data Algorithm
04/29/2022	63	Optional Inspect	Insufficient Data Algorithm
03/25/2022	63	Optional Inspect	Insufficient Data Algorithm
02/25/2022	63	Optional Inspect	Insufficient Data Algorithm
01/28/2022	63	Optional Inspect	Insufficient Data Algorithm
12/31/2021	63	Optional Inspect	Insufficient Data Algorithm
11/26/2021	63	Optional Inspect	Insufficient Data Algorithm
10/29/2021	63	Optional Inspect	Insufficient Data Algorithm
09/24/2021	63	Optional Inspect	Insufficient Data Algorithm
08/27/2021	63	Optional Inspect	Insufficient Data Algorithm
07/30/2021	63	Optional Inspect	Insufficient Data Algorithm
06/25/2021	66	Optional Inspect	Insufficient Data Algorithm

Investigation Results ToC

No Investigations reported on FMCSA website



Penalties History [ToC](#)

There is a problem with the Penalties data on FMCSA website.

Acute Critical Violations (Based on Investigations as per CSA Methodology Appendix A) [ToC](#)

No Data

No red flag violations in the last 24 months

DOT Registration Information: The following information on this specific DOT # is from the Federal DOT (as of Operating Authority)

DOT Registration: 06/09/2021		Total Power Units: 1	Total Trucks: 1	Total Trailers: 1	Total Passenger Vehicles: 0
Status	Entity Type	Organization Type	Nation	Total Cars	Drivers / CDL Drivers
A	C	-	US	0	2* / 2
MCS-150 Date	Op Codes	Shipper Op Codes	Shipper HazMat Op Codes	Latest Review Type	Latest Review Document Number(Date)
06/17/2025	A				()
MCS-150 Mileage (Year)	Record Update Date	Transports Hazmats	DOT Census Date	Recordable Accident Rate	Preventable Accident Rate
1 (2024)	06/17/2025	N	06/09/2021	0%	0%
MCS-151 Mileage	Safety Rating (Date)	SEA Accident	SEA Driver	SEA Vehicle	SEA Management
0	None (None)	0%	0%	0%	0%
Classification Codes		Cargo Carried (per MCS-150)			
Authorized-For-Hire		General Freight, Refrigerated foods			

DOT MCS-150 History [ToC](#)

(as of 06/20/2025 DOT census)

Census Date	MCS-150 Date	MCS-150 Mileage	VMT Year	Power Units	Drivers	Trailers	Company Rep1	Company Rep2	Email
6/20/2025	6/17/2025	1	2024	1	2	-	GURJANT SINGH	GURWINDER SINGH	brarempireinc@gmail.com
6/14/2025	6/10/2025	1	2024	1	2	-	GURJANT SINGH	GURWINDER SINGH	brarempireinc@gmail.com
5/9/2023	4/18/2023	1000	2022	1	1	1	TIRATH SINGH		INCBRAR@GMAIL.COM
7/9/2021	6/9/2021	0		1	1	0	TIRATH SINGH		

Crash Summary Chart [ToC](#)Crashes Summary - Chart (based on all available crash data)

No Data

Crashes Summary - Table (based on all available crash data) [ToC](#)

	TOTAL	Last 6 months	7-12 months	13-18 months	19-24 months	25-30 months	30-36 months	37-41 months	42-48 months	Over 49 months
Total Reportable	0	0	0	0	0	0	0	0	0	0
Fatalities	0	0	0	0	0	0	0	0	0	0
Injuries	0	0	0	0	0	0	0	0	0	0
Tow Away	0	0	0	0	0	0	0	0	0	0
With Citations	0	0	0	0	0	0	0	0	0	0
Federal Recordable	0	0	0	0	0	0	0	0	0	0
Preventable	0	0	0	0	0	0	0	0	0	0
Crash per Pwr Unit	-	0.0%	0.0%	0.0%	0.0%	0.0%	0.0%	0.0%	0.0%	-



Inspection Summary **ToC**

The following inspection information is based on results for 24 months prior to: 06/19/2025. Please note that the total inspections number is not necessarily the total of the vehicle, driver and hazmat inspections, as one inspection may have included any combination of the below inspections.

Overall	Vehicle	Driver	Hazmat
(Please note that the total inspections number is not necessarily the total of the vehicle, driver and hazmat inspections, as one inspection may have included any combination of the below inspections) Total Inspections: 4 Total Out of Service: 0 Out of Service: 0% National Average: 21.05% Difference: -21.05%	Total Inspections: 2 Total Out of Service: 0 Out of Service: 0.00% National Average: 25.3% Difference: -25.3%	Total Inspections: 4 Total Out of Service: 0 Out of Service: 0.00% National Average: 6.64% Difference: -6.64%	Total Inspections: 0 Total Out of Service: 0 Out of Service: 0.00% National Average: 2.63% Difference: -2.63%

KPI: Inspection Viol OOS Rates by Cargo Group **ToC**

Cargo Group	OVERALL		VEHICLE		DRIVER		HAZMAT	
	Average	Compared to Average	Average	Compared to Average	Average	Compared to Average	Average	Compared to Average
General Freight	28.86%	Better	25.15%	Better	12.71%	Better	0.17%	Better
Refrigerated	22.83%	Better	21.14%	Better	10.16%	Better	0.09%	Better
BRAR EMPIRE INC	0%		0%		0%		0%	

FHWA Registration Information: The following data on this Motor Carrier is from the Federal Hwy Administration (as of 6/12/2025)

Docket Number	DOT Number	Company Name	DBA Name	Address	City	State	Country	ZIP Code
MC1260164	3653435	BRAR EMPIRE INC		3048 W OLIVE AVE	FRESNO	CA	US	93722
Phone Number	Fax Number	Mail Address	Mail City	Mail State	Mail Contry	Mail ZIP Code	Mail Phone Number	Mail Fax Number
(559)-930-1314							(209)-518-3979	
Date of Last Change	Freight	Passenger	Household Goods	Active Authority	Pending Authority	Revocation Pending Authority		
6/12/2025	Y	N	N	/	/	/		

Insurance Required (as of 06/21/2025) **ToC**

Docket Number	Insurance Type	Insurance Required	Insurance on File
MC1260164	BIPD	\$750k	\$0k
MC1260164	Cargo	No	No
MC1260164	Bond	No	No

Active / Pending Insurance (as of 06/21/2025)

No Data

Insurance History (as of 06/21/2025)

Docket Number	Form	Type	Insurance Carrier	Policy/Surety	Coverage From	Coverage To	Effective Date From	Effective Date To
MC1260164	91X	BIPD/Primary	SUTTON SPECIALTY INSURANCE CO	WHI01000003357-00	\$0k	\$750k	04/11/2024	04/11/2025 Cancelled
MC1260164	91X	BIPD/Primary	SECURITY NATIONAL INSURANCE CO.	SMC1813452	\$0k	\$750k	04/11/2023	04/11/2024 Cancelled



FHWA Authorities (as of 06/21/2025) ToC								
Docket#	L&I Name	Active Authority	Inactive Authority	Pending Authority	Revocation Pending Authority	Freight	Passenger	Household Goods
MC1260164	BRAR EMPIRE INC		Common /			Yes	No	No

Authority History (as of 06/21/2025)				
Docket Number	Sub	Auth Type	Original Action	Disposition
MC1260164		COMMON	INVOLUNTARY REVOCATION 3/15/2024 12:00:00 AM	DISCONTINUED REVOCATION 4/10/2024 12:00:00 AM
MC1260164		COMMON	GRANTED 5/11/2023 12:00:00 AM	REVOKED 4/21/2025 12:00:00 AM
MC1260164		COMMON	DISMISSED 7/19/2021 12:00:00 AM	

Severe Violations (i.e. those with >= 8 points) - Chart ToC

No Data

Severe Violations (i.e. those with >= 8 points) - Table

No Data

Violation Report ToC						
Inspection Date	Inspection State	BASIC	Violation Description	OOS	VIN	Severity Points
12/05/2024	CA	Vehicle Maintenance	393.47E - Clamp/Roto-Chamber type brake(s) out of adjustment	No	3AKJHHDRXJSJJ1267	4
12/05/2024	CA	Vehicle Maintenance	393.53BB - AIR BRAKE - CMV MANUFACTURED ON OR AFTER 10/20/1994 HAS AN AUTOMATIC AIRBRAKE ADJUSTMENT SYSTEM THAT FAILS TO COMPENSATE FOR WEAR.	No	3AKJHHDRXJSJJ1267	4
12/05/2024	CA	Vehicle Maintenance	393.11A1LHLM - LIGHTING - HEADLAMP(S) - ANY MISSING.	No	3AKJHHDRXJSJJ1267	6
12/05/2024	CA	Vehicle Maintenance	393.11A1LFTSM - LIGHTING - FRONT - TURN SIGNAL - MISSING.	No	3AKJHHDRXJSJJ1267	6
10/13/2023	NM	-	392.2IRP - IRP Apportioned Tag or Registration Violation	No	1UYVS2532N6626508	0
10/13/2023	NM	Vehicle Maintenance	393.9TS - Inoperative turn signal	No	3AKJHHDRXJSJJ1267	6
09/30/2023	LA	Unsafe Driving	392.22A - Failing to use hazard warning flashers	No	3AKJHHDRXJSJJ1267	1
09/30/2023	LA	Vehicle Maintenance	392.22B - Failing/improper placement of warning devices	No	3AKJHHDRXJSJJ1267	2

No filters were applied when generating this report, see the live report for more options.

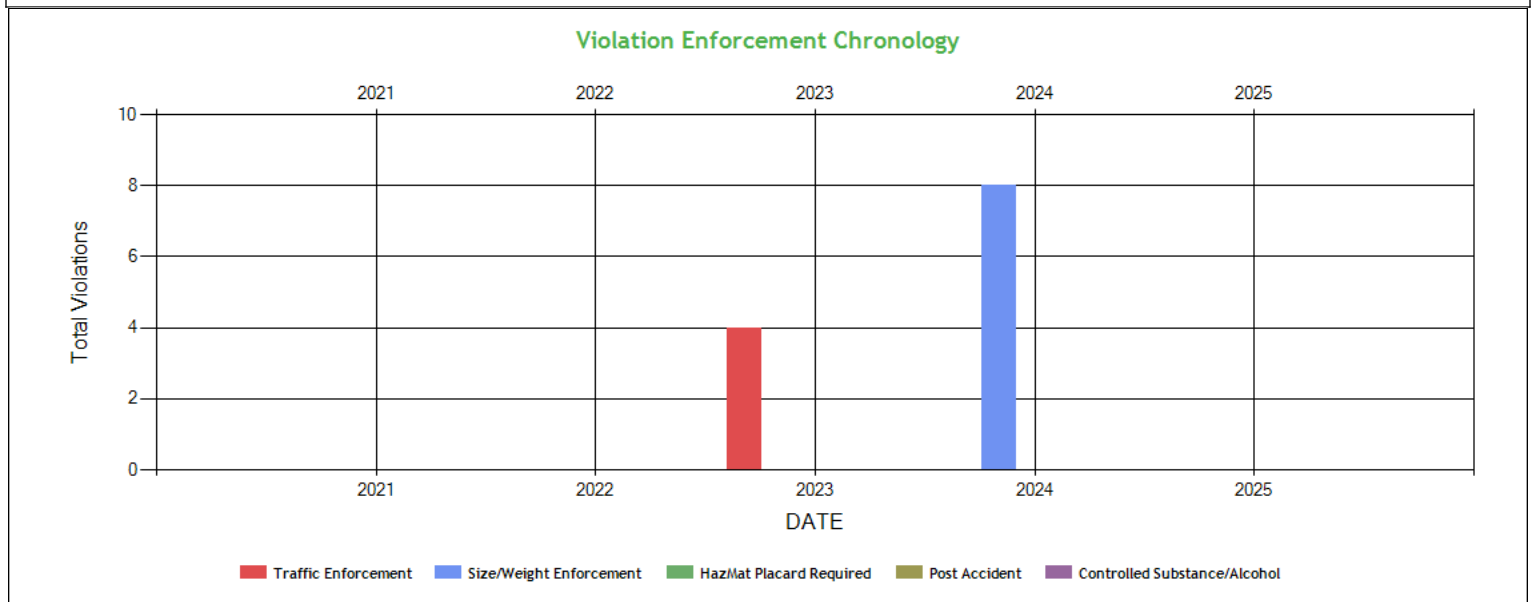


Violation Summary [ToC](#)

BASIC	Violation Group	Code	Description	# of Violations	# of OOS Violations	Severity Points
Vehicle Maintenance	Lighting	393.11A1LHLM	LIGHTING - HEADLAMP(S) - ANY MISSING.	1	0	6
Vehicle Maintenance	Lighting	393.11A1LFTSM	LIGHTING - FRONT - TURN SIGNAL - MISSING.	1	0	6
Vehicle Maintenance	Lighting	393.9TS	Inoperative turn signal	1	0	6
Vehicle Maintenance	Brakes All Others	393.53BB	AIR BRAKE - CMV MANUFACTURED ON OR AFTER 10/20/1994 HAS AN AUTOMATIC AIRBRAKE ADJUSTMENT SYSTEM THAT FAILS TO COMPENSATE FOR WEAR.	1	0	4
Vehicle Maintenance	Brakes Out of Adjustment	393.47E	Clamp/Roto-Chamber type brake(s) out of adjustment	1	0	4
Vehicle Maintenance	Cab, Body, Frame	392.22B	Failing/improper placement of warning devices	1	0	2
Unsafe Driving	Other Driver Violations	392.22A	Failing to use hazard warning flashers	1	0	1
	Not used in SMS Calculation	392.21RP	IRP Apportioned Tag or Registration Violation	1	0	0

No filters were applied when generating this report, see the live report for more options.

Violation Enforcement Chronology - Chart [ToC](#)

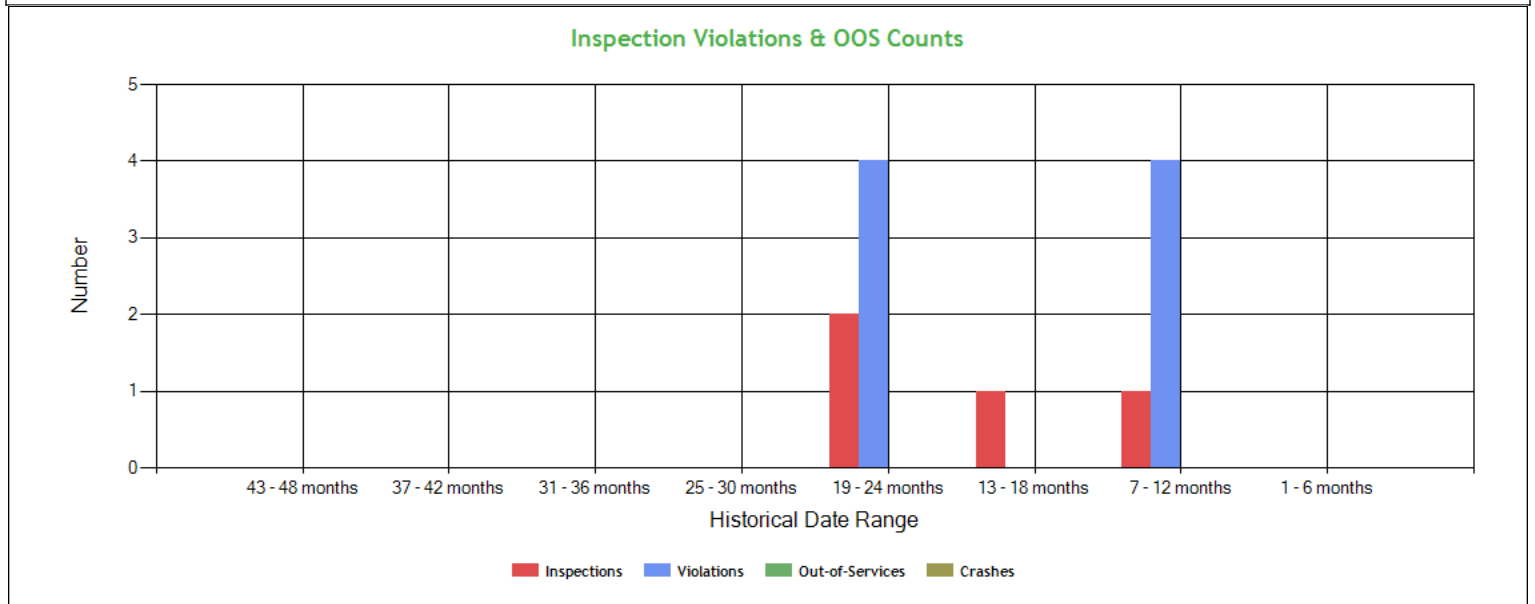


Violation Enforcement Chronology - Table [ToC](#)

	2021	2022	2023	2024	2025
Traffic Enforcement	0	0	4	0	0
Size/Weight Enforcement	0	0	0	8	0
HazMat Placard Required	0	0	0	0	0
Post Accident	0	0	0	0	0
Controlled Substance/Alcohol	0	0	0	0	0



Inspection Violations & OOS Counts - Chart [ToC](#)



Inspection Violations & OOS Counts - Table [ToC](#)

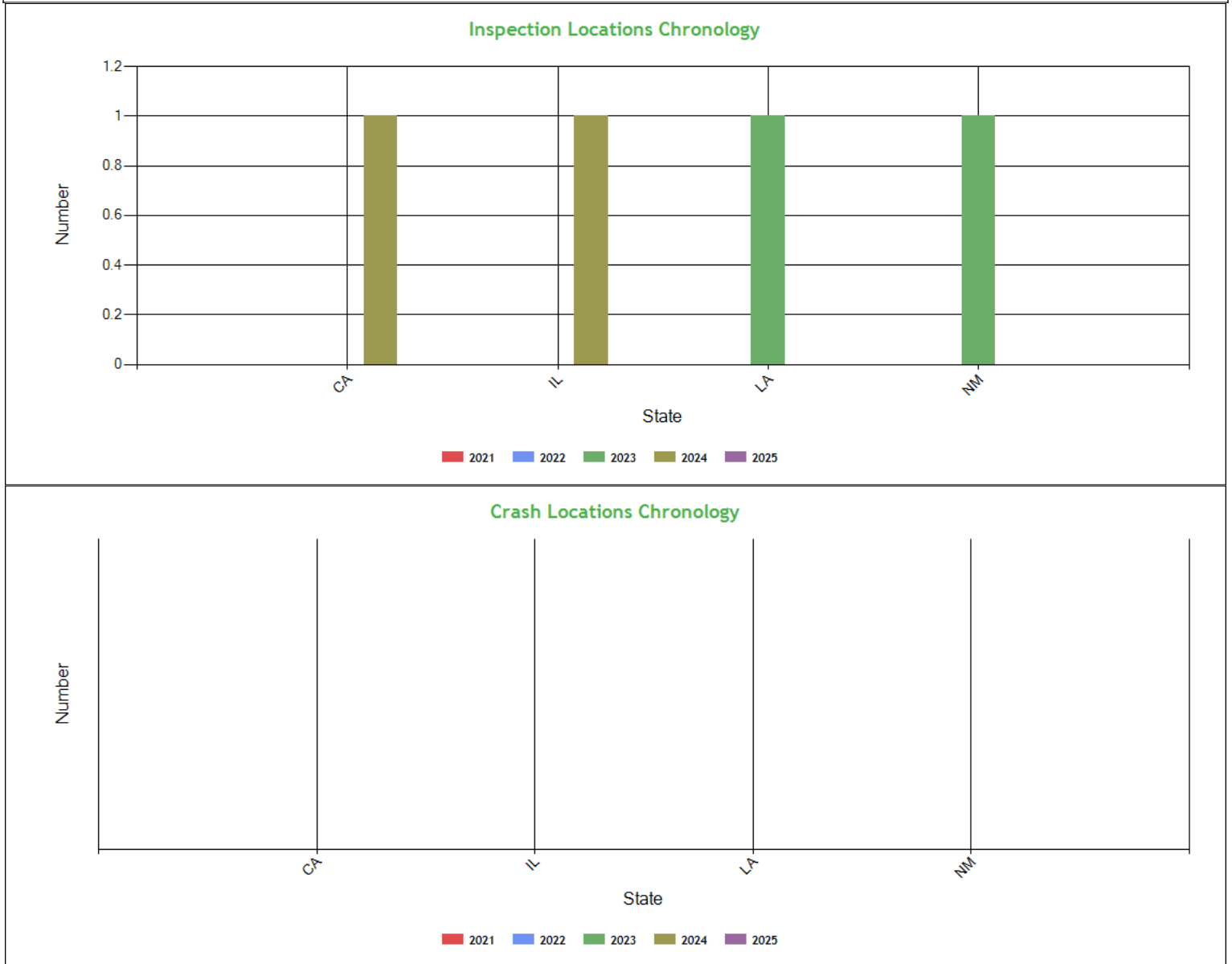
Date Range	Inspections	Violations	Out-of-Services	Crashes
TOTAL	4	8	0	0
1 - 6 months	0	0	0	0
7 - 12 months	1	4	0	0
13 - 18 months	1	0	0	0
19 - 24 months	2	4	0	0
25 - 30 months	0	0	0	0
31 - 36 months	0	0	0	0
37 - 42 months	0	0	0	0
43 - 48 months	0	0	0	0

Radius of Operation (based on Inspections and Crashes during the past 3 years) [ToC](#)

	Total	Drive between 0 and 50 miles radius	Drive between 51 and 200 miles radius	Drive between 201 and 300 miles radius	Drive between 301 and 400 miles radius	Drive between 401 and 500 miles radius	Drive between 501 and 600 miles radius	Drive beyond 600 miles radius
Power Units (i.e. unique VINs)	1	0	0	0	0	0	0	1
Percent	100%	0%	0%	0%	0%	0%	0%	100%



Inspection & Crash Locations - Chart ToC



Inspection & Crash Locations - Table ToC

State	Inspections					Violations					Out-of-Services					Crashes				
	2021	2022	2023	2024	2025	2021	2022	2023	2024	2025	2021	2022	2023	2024	2025	2021	2022	2023	2024	2025
TOTAL	0	0	2	2	0	0	0	4	4	0	0	0	0	0	0	0	0	0	0	0
CA	0	0	0	1	0	0	0	0	4	0	0	0	0	0	0	0	0	0	0	0
IL	0	0	0	1	0	0	0	0	0	0	0	0	0	0	0	0	0	0	0	0
LA	0	0	1	0	0	0	0	2	0	0	0	0	0	0	0	0	0	0	0	0
NM	0	0	1	0	0	0	0	2	0	0	0	0	0	0	0	0	0	0	0	0

Hot Spot Summary ToC

Year	Month	Level 5	Level 5 %	Level 4	Level 4 %	Level 3	Level 3 %	Level 2	Level 2 %	Level 1	Level 1 %	Level 0	Level 0 %	Levels 1 - 5	Levels 1 - 5 %
------	-------	---------	-----------	---------	-----------	---------	-----------	---------	-----------	---------	-----------	---------	-----------	--------------	----------------



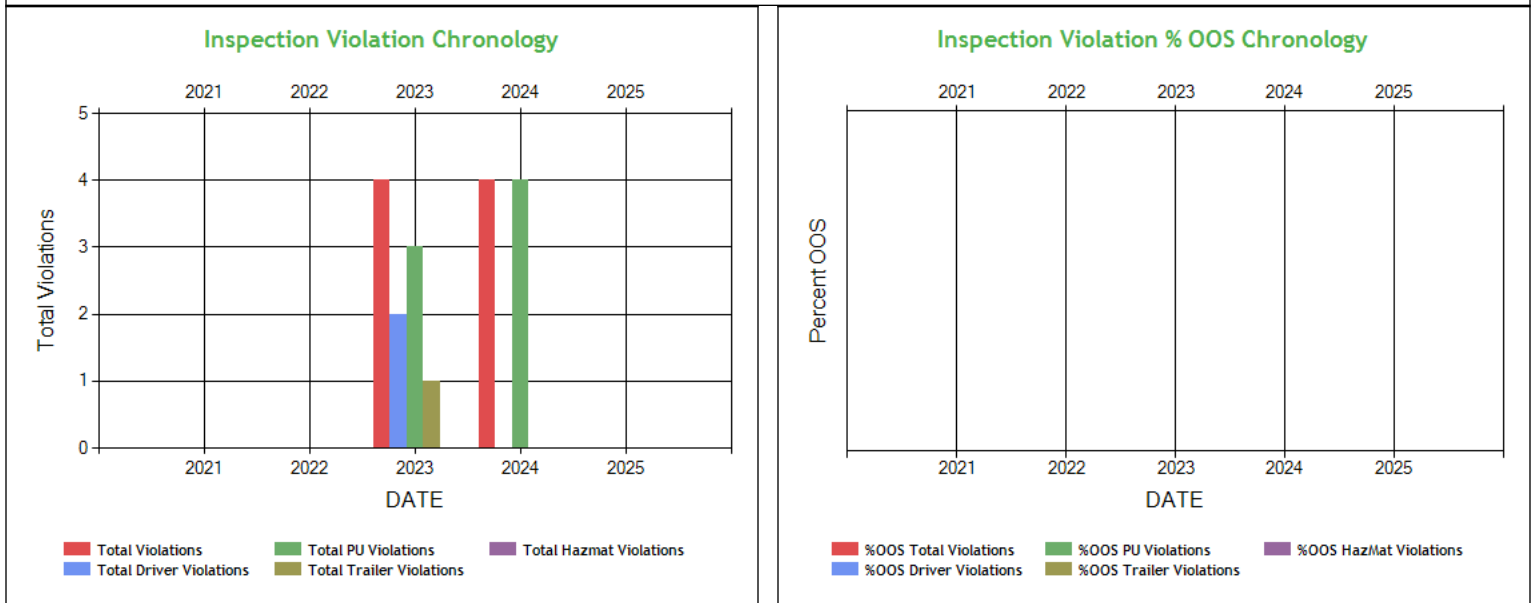
2024	December (Partial)	1	100.00%	0	0.00%	0	0.00%	0	0.00%	0	0.00%	0	0.00%	1	100.00%
Totals		1	100.00%	0	0.00%	0	0.00%	0	0.00%	0	0.00%	0	0.00%	1	100.00%

Hot Spot Analysis

State	County	Level	Count	Percentage
CA	Kern	5	1	100.00%

Report generated using the last 12 full months of inspection data

Inspection Violation % OOS Chronology - Chart [ToC](#)

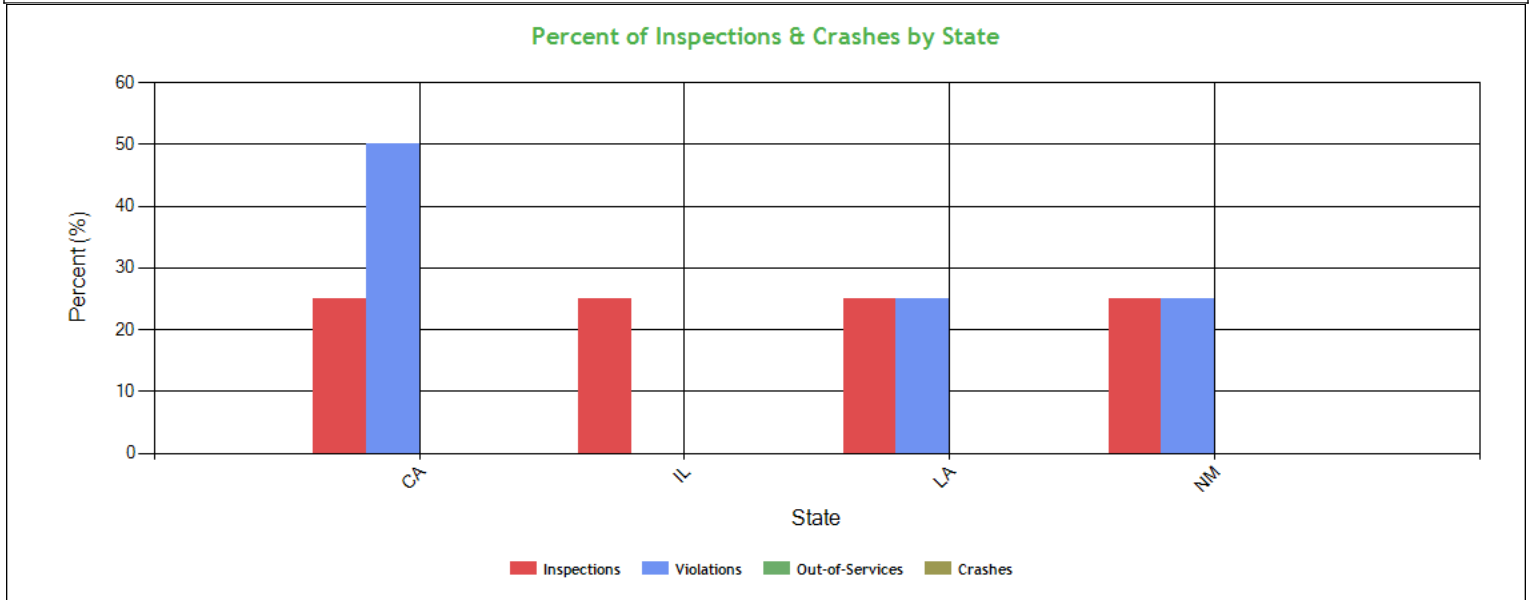


Inspection Violation % OOS Chronology - Table [ToC](#)

	2021	2022	2023	2024	2025
Total Violations	0	0	4	4	0
Total Out Of Services	0	0	0	0	0
%OOS Total Violations	0	0	0	0	0
Total Driver Violations	0	0	2	0	0
Total Driver Out Of Services	0	0	0	0	0
%OOS Driver Violations	0	0	0	0	0
Total PU Violations	0	0	3	4	0
Total PU Out Of Services	0	0	0	0	0
%OOS PU Violations	0	0	0	0	0
Total Trailer Violations	0	0	1	0	0
Total Trailer Out Of Services	0	0	0	0	0
%OOS Trailer Violations	0	0	0	0	0
Total Hazmat Violations	0	0	0	0	0
Total Hazmat Out Of Services	0	0	0	0	0
%OOS HazMat Violations	0	0	0	0	0



Percent of Insp & Crash by State - Chart ToC



Percent of Insp & Crash by State - Table (based on Inspection data from the last 4 years) ToC

State	Inspections		Violations		Out-of-Services		Crashes	
	Total	Percent	Total	Percent	Total	Percent	Total	Percent
	4	100	8	100	0	100	0	100
CA	1	25	4	50	0	0	0	0
IL	1	25	0	0	0	0	0	0
LA	1	25	2	25	0	0	0	0
NM	1	25	2	25	0	0	0	0

VIN Insp Summary by State (based on inspection from the last 2 years) ToC

VIN	Insp	Viol Pts	Counts in each State							
			CA		IL		LA		NM	
			Insp	Viol Pts	Insp	Viol Pts	Insp	Viol Pts	Insp	Viol Pts
TOTALS	12/ 87*	4/ 29**	1	20	1	0	1	3	1	6
3AKJHHRXJSJJ1267	4	29	1	20	1	0	1	3	1	6
1UYVS2532N6626508	1	0	0	0	0	0	0	0	1	0
1UYVS253XP6816107	1	0	0	0	1	0	0	0	0	0

*<Total number of inspections for these 3 VIN(s)>/n<Total number of inspections for these 4 state(s)>

**<Total severity sum for these 3 VIN(s)>/n<Total severity sum for these 4 state(s)>

Violations By Unit Type ToC

of Violations: 8 Total Severity: 29 based on inspections in the last 2 years

Violation Unit: Driver	# of Violations: 2	Total Severity: 3	% of Total: 10.34%
Viol. Group: Cab Body Frame	# of Violations: 1	Total Severity: 2	% of Total: 6.9%
Violation	Number of Occurrences	Viol. Severity	Total Severity
392.22B:Failing/improper placement of warning devices	1	2	2
Viol. Group: Other Driver Violations	# of Violations: 1	Total Severity: 1	% of Total: 3.45%
392.22A:Failing to use hazard warning flashers	1	1	1
Violation Unit: Power Unit	# of Violations: 5	Total Severity: 26	% of Total: 89.66%
Viol. Group: Lighting	# of Violations: 3	Total Severity: 18	% of Total: 62.07%



Violation	Number of Occurrences	Viol. Severity	Total Severity
393.11A1LFTSM:LIGHTING - FRONT - TURN SIGNAL - MISSING.	1	6	6
393.11A1LHLM:LIGHTING - HEADLAMP(S) - ANY MISSING.	1	6	6
393.9TS:Inoperative turn signal	1	6	6
Viol. Group: Brakes All Others	# of Violations: 1	Total Severity: 4	% of Total: 13.79%
393.53BB:AIR BRAKE - CMV MANUFACTURED ON OR AFTER 10/20/199	1	4	4
Viol. Group: Brakes Out of Adjustment	# of Violations: 1	Total Severity: 4	% of Total: 13.79%
393.47E:Clamp/Roto-Chamber type brake(s) out of adjustment	1	4	4
Violation Unit: Trailer	# of Violations: 1	Total Severity: 0	% of Total: 0%
Viol. Group: Not used in SMS Calculation	# of Violations: 1	Total Severity: 0	% of Total: 0%
Violation	Number of Occurrences	Viol. Severity	Total Severity
392.2IRP:IRP Apportioned Tag or Registration Violation	1	0	0

Equipment Ownership ToC Equipment Ownership (based on MCS-150 dated 6/17/2025)					
	Trucks	Tractors	Trailers	Motor Coaches	Vans
Owned	0	1	0	0	0
Term Leased	0	0	1	0	0
Trip Leased	0	0	0	0	0
Total No.	0	1	1	0	0

Equipment Details Power Units ToC									
VIN	Latest Insp Date	Year	Make	Model	Body Class	Body Type	Axles	Len	Fuel Type
3AKJHHDRXJS JJ1267	12/05/2024	2018	FREIGHTLINER	New Cascadia 126" Sleepercab	Truck-Tractor	-	-	-	Diesel

Equipment Details Trailers									
VIN	Latest Insp Date	Year	Make	Model	Body Class	Body Type	Axles	Len	Fuel Type
1GR1A0629MW 300820	12/05/2024	2021	GREAT DANE	Great Dane Trailers	-	-	2	53	-
1UYVS253XP68 16107	04/25/2024	2023	UTILITY	Utility Trailer Manufacturer	Trailer	Van Trailer	2	53	Not Applicable
1UYVS2532N66 26508	10/13/2023	2022	UTILITY	Utility Trailer Manufacturer	Trailer	Van Trailer	2	53	Not Applicable

Vehicle Age ToC				
Year	# Power Units	PU Percentage	# Trailers	Trailres Percentage
2023	0	0.00%	1	33.33%
2022	0	0.00%	1	33.33%
2021	0	0.00%	1	33.33%
2018	1	100.00%	0	0.00%
Based on 24 months of inspection data, see the live report for more options				

States of Power Unit Registrations ToC				
State	CA	IL	LA	NM
Number of Power Units	1	1	1	1



Equipment Acquisitions - Table [ToC](#)

	Power Units inspected for 1st time in past 12 months	Power Units inspected for 1st time in past 24 months	Power Units inspected during entire date range		Trailers inspected for 1st time in past 12 months	Trailers inspected for 1st time in past 24 months	Trailers inspected during entire date range
Unique VINs	1	1	1		1	3	3
Unique License Plates	1	1	1		1	3	3
License Plate States	1	1	1		1	2	2

Driver Details [ToC](#)**Driver Details** (based on MCS-150 dated 6/17/2025)

	Within 100 mi	Beyond 100 mi	TOTAL
# Drivers Interstate	0	2	2
# Drivers Intrastate	0	0	0
TOTAL	0	2	/
Avg. # Trip Lease Drivers/Mo: 0 # Drivers Grand Total: 2 # Drivers Commercially Licensed: 2			

Shared VIN Summary [ToC](#)

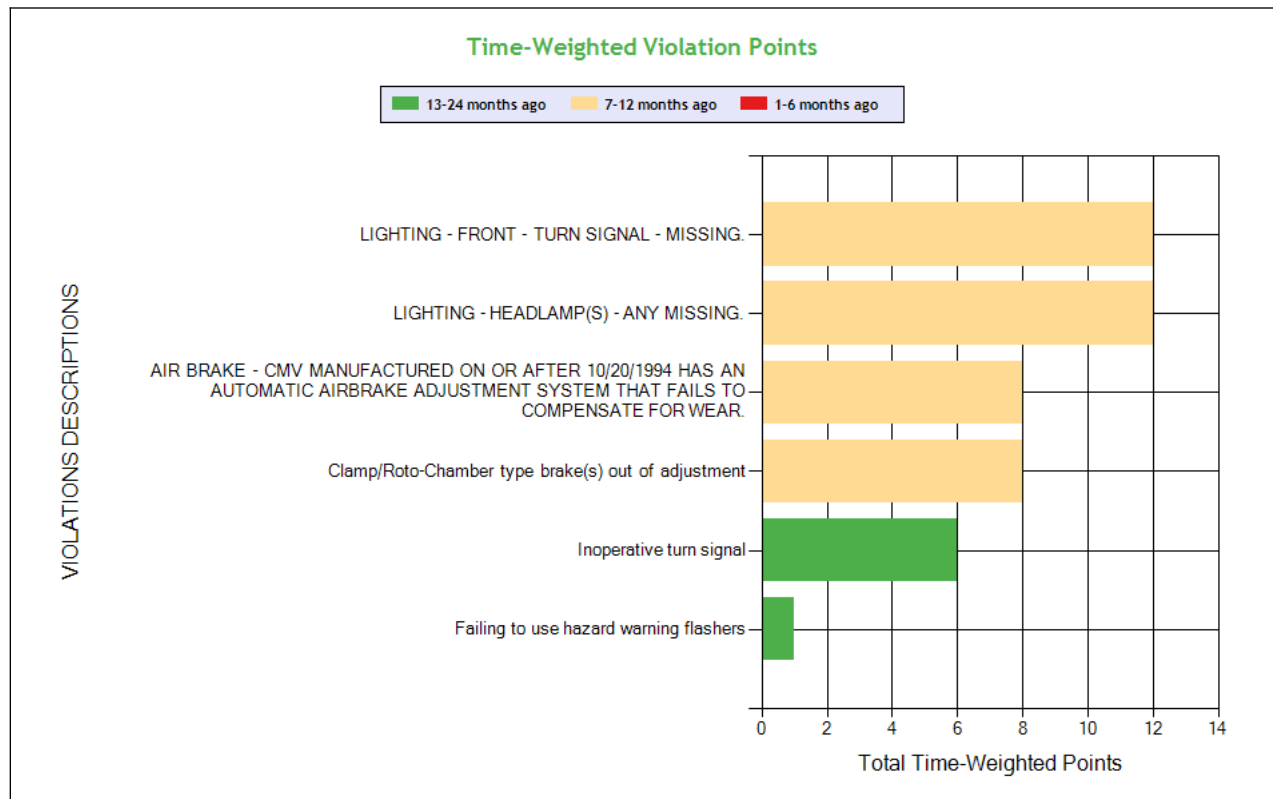
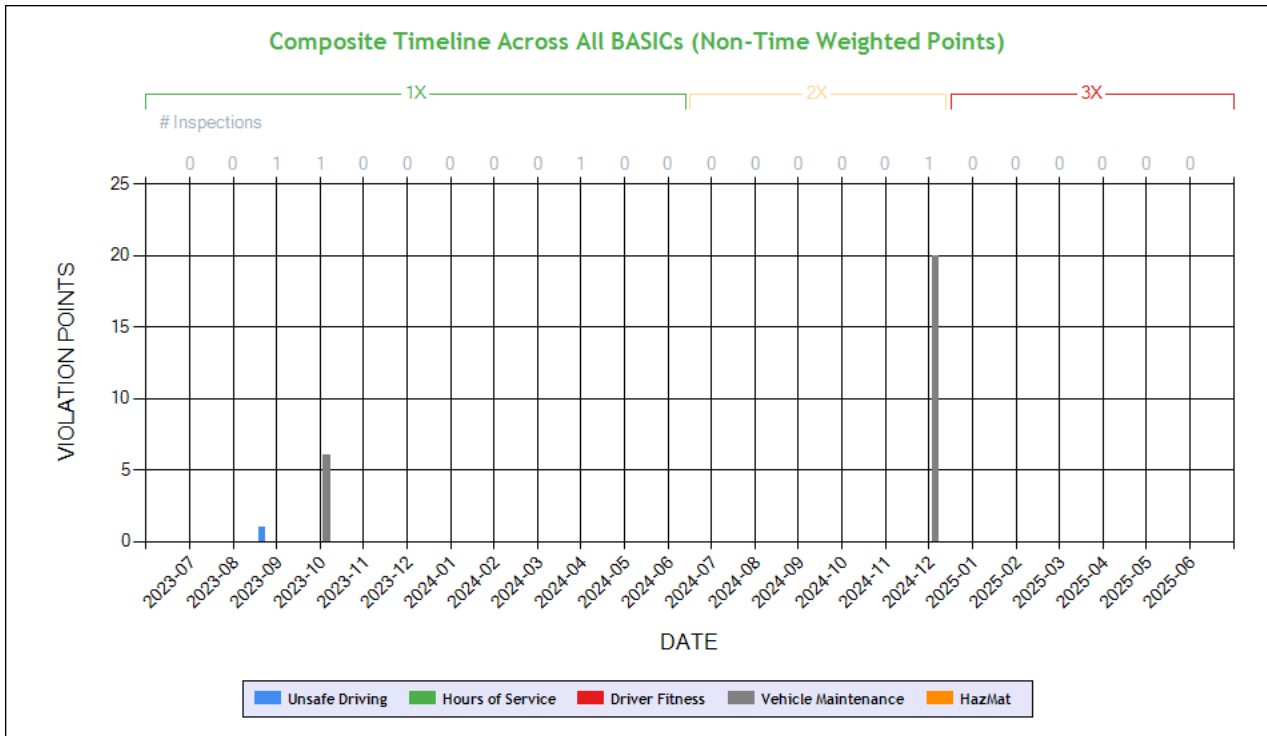
No Data

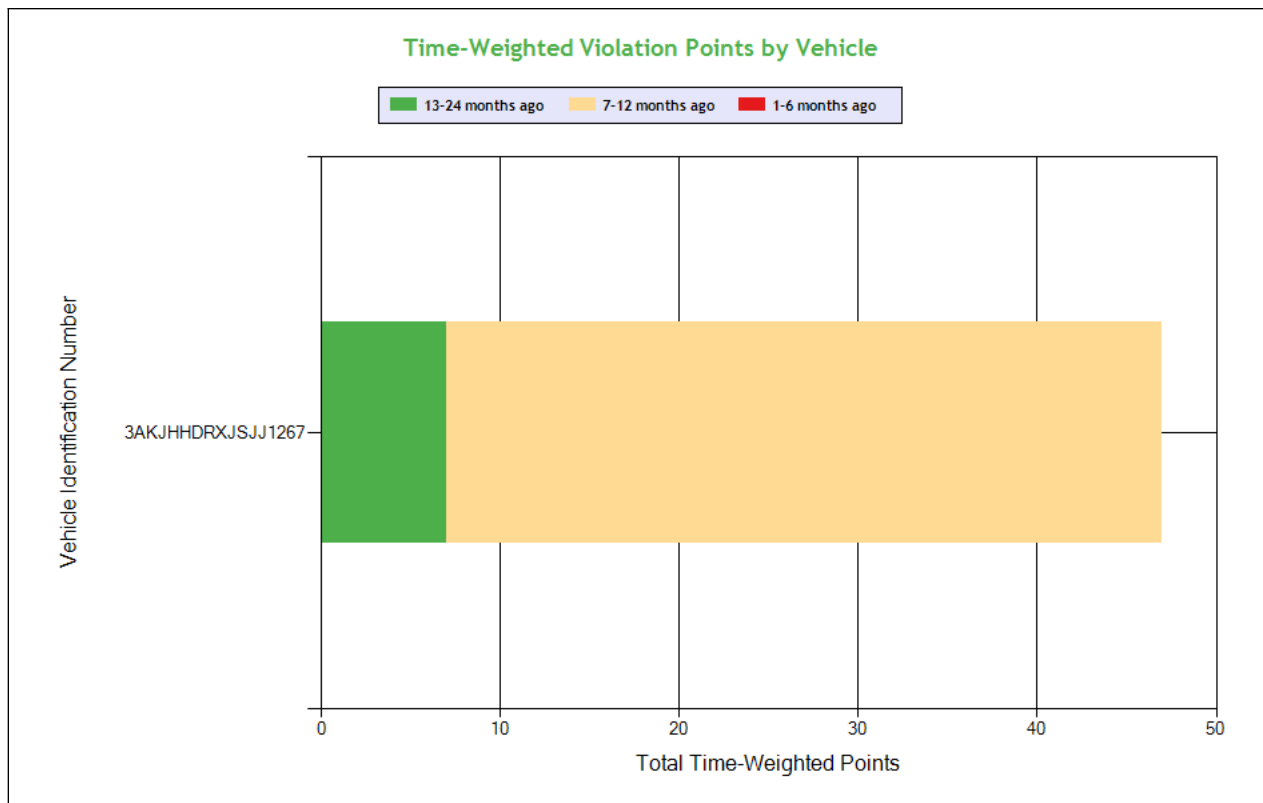
SHIPPERS DETAIL [ToC](#) based on Inspection results for the last 4 years

Shipper Name	Number of Inspections	Shipper Name	Number of Inspections
No Shipper listed	2	AMERICAN SPECIALTY OIL CO.	1
WHOLESUM	1		



Carrier Underwriting Report Safety Summary ToC





See the Excel file for the complete analysis

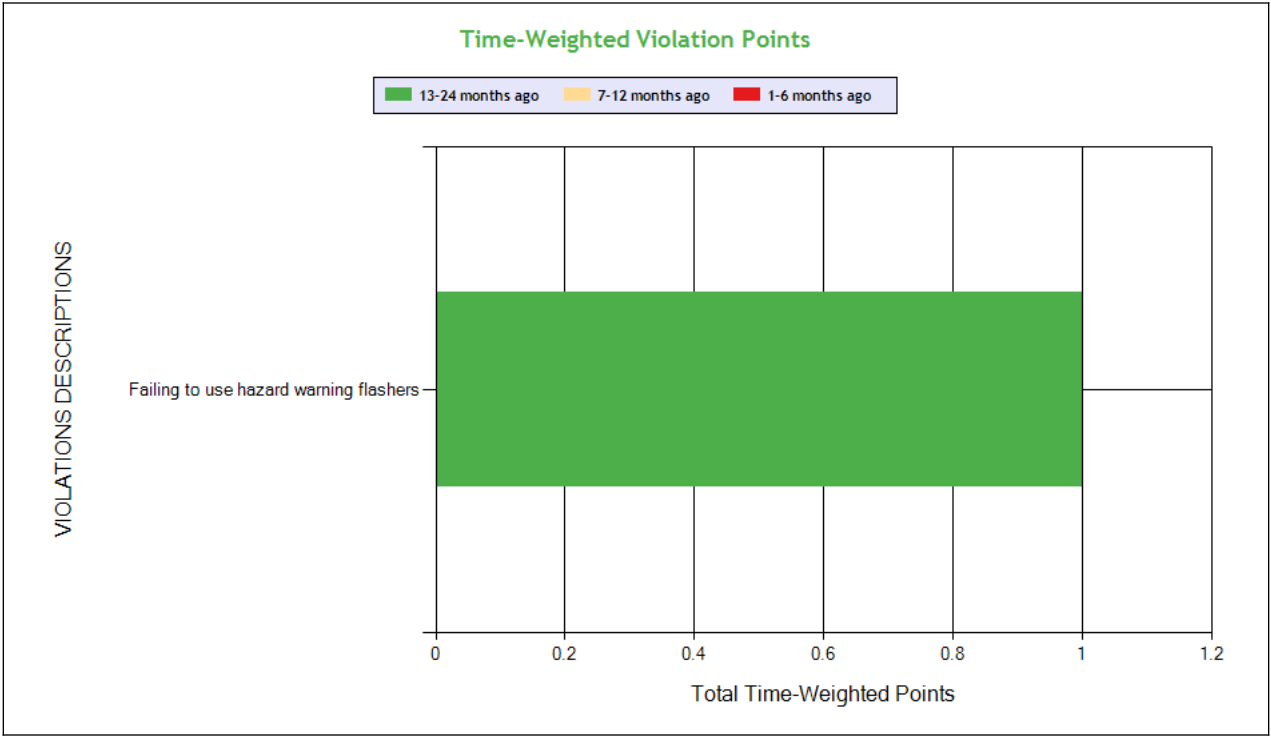
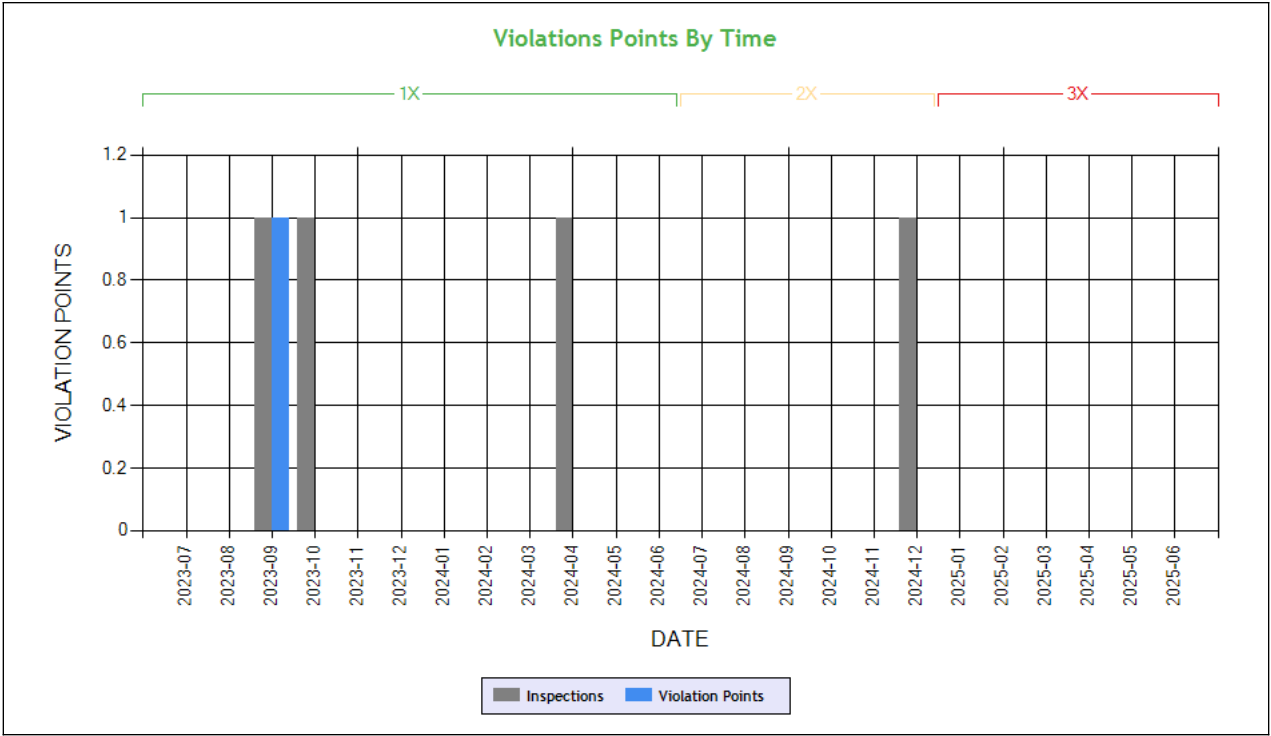
Violations is in (1-6/7-12/13-24mo)

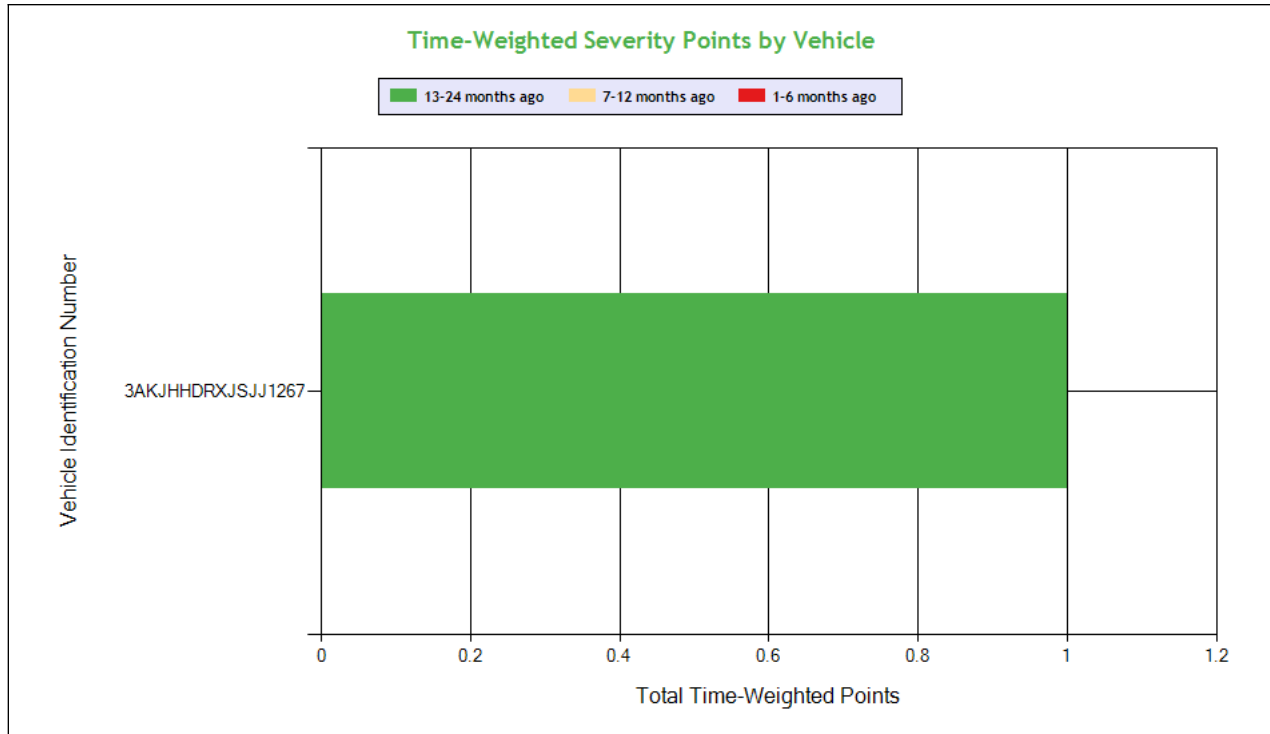
Shaded = Out Of Service Violation								
Violation Group			Lighting	Lighting	Brakes Out of Adjustment	Brakes All Others	Lighting	Other Driver Violations
Violation Description	Total Time-weighted Points by VIN	% of Total Time-weighted Points by VIN	LIGHTING - FRONT - TURN SIGNAL - MISSING.	LIGHTING - HEADLAMP(S) - ANY MISSING.	Clamp/Roto-Chamber type brake(s) out of adjustment	AIR BRAKE - CMV MANUFACTURED ON OR AFTER 10/20/1994 HAS AN AUTOMATIC AIRBRAKE ADJUSTMENT SYSTEM THAT FAILS TO COMPENSATE FOR WEAR.	Inoperative turn signal	Failing to use hazard warning flashers
Driver Resp			Yes	Yes	No	No	Yes	Yes
Total Time-weighted Points			12	12	8	8	6	1
% Total Time-Wt Pts			25.53	25.53	17.02	17.02	12.77	2.13
3AKJHHDRXJSJJ1267	47	100	12 (0/1/0)	12 (0/1/0)	8 (0/1/0)	8 (0/1/0)	6 (0/0/1)	1 (0/0/1)



SAFETY ANALYSIS ToC

Unsafe Driving





See the Excel file for the complete analysis

Violations is in (1-6/7-12/13-24mo)

Shaded = Out Of Service Violation			
Violation Group			Other Driver Violations
Violation Description	Total Time-weighted Points by VIN	% of Total Time-weighted Points by VIN	Failing to use hazard warning flashers
Driver Resp			Yes
Total Time-weighted Points			1
% Total Time-Wt Pts			100
3AKJHHDRXJSJJ1267	1	100	1 (0/0/1)

HOS Compliance

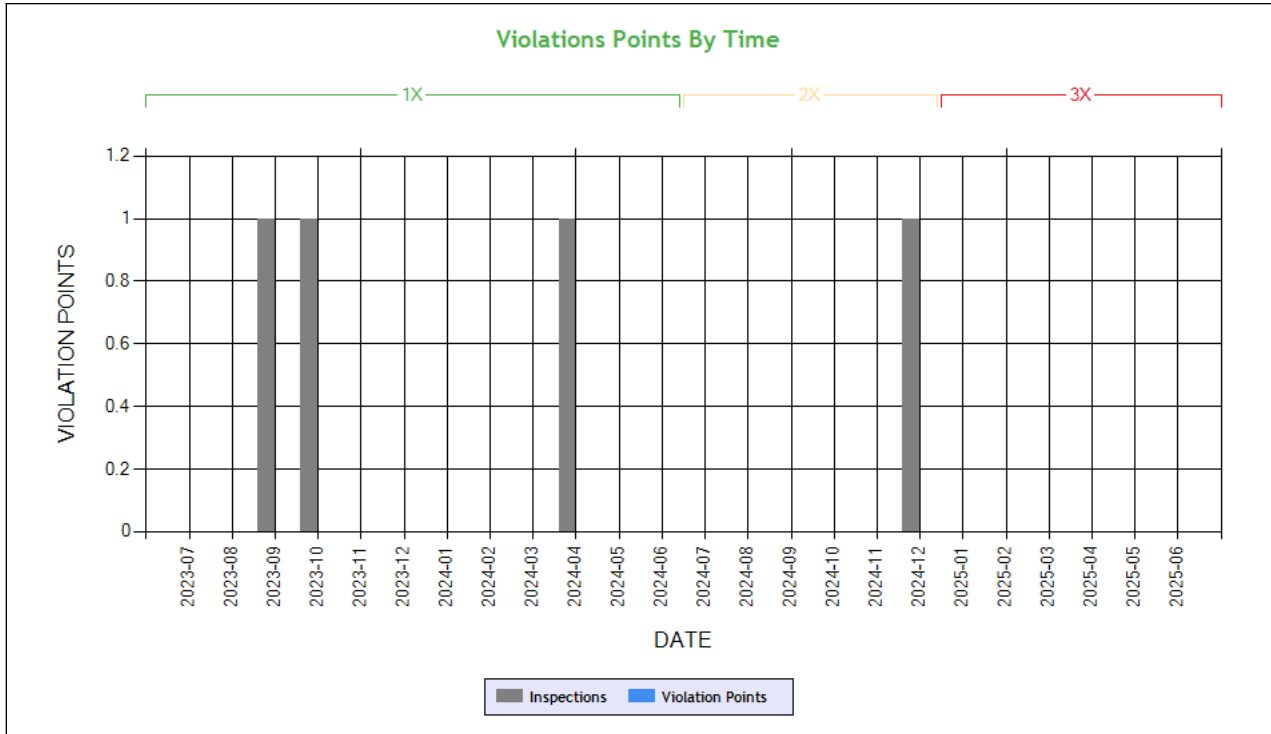
Time-Weighted Violation Points - no data available to draw a chart

Time-Weighted Severity Points by Vehicle - no data available to draw a chart

See the Excel file for the complete analysis

Violations is in (1-6/7-12/13-24mo)

Shaded = Out Of Service Violation		
Violation Group		
Violation Description	Total Time-weighted Points by VIN	% of Total Time-weighted Points by VIN



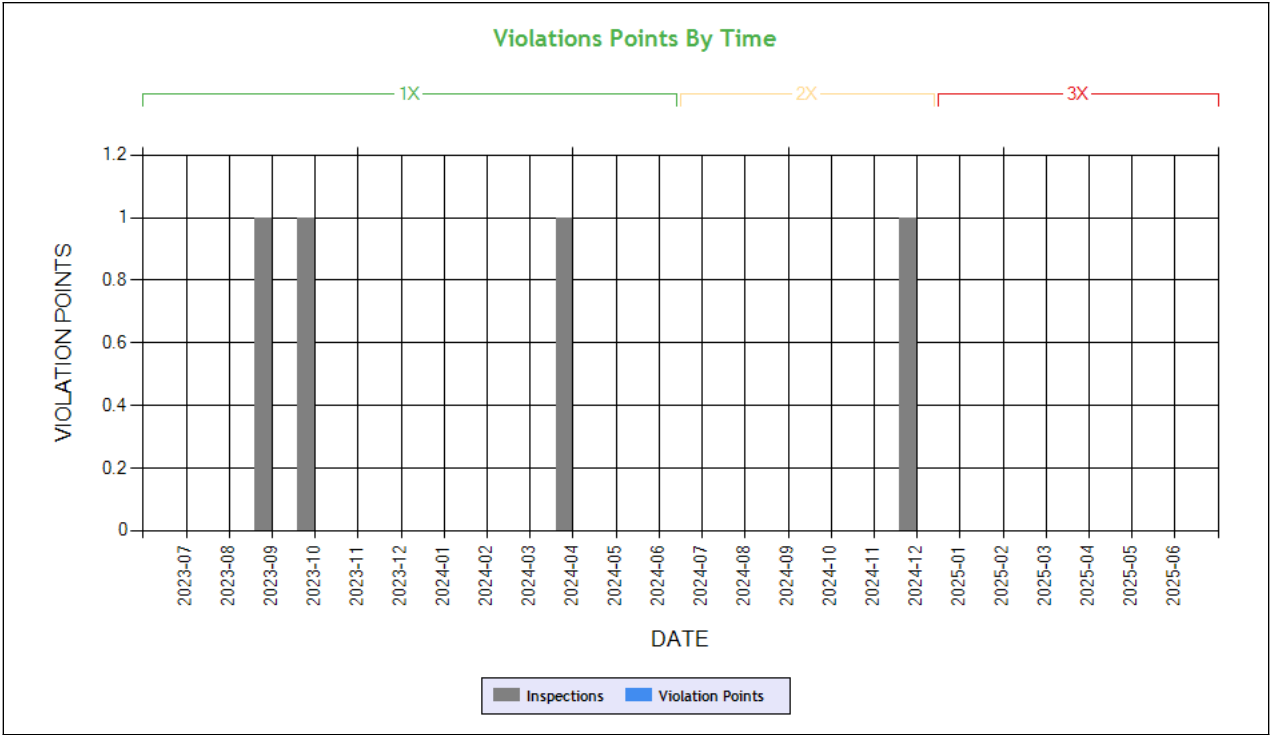
Carrier Software
 1-800-646-5152
 info@CarrierSoftware.com

CONFIDENTIAL - Intended for use by Amerigo Insurance Agency - Date: 6/21/2025
BRAR EMPIRE INC - DOT# 3653435 / MC1260164

Driver Resp		
Total Time-weighted Points		
% Total Time-Wt Pts		



Driver Fitness



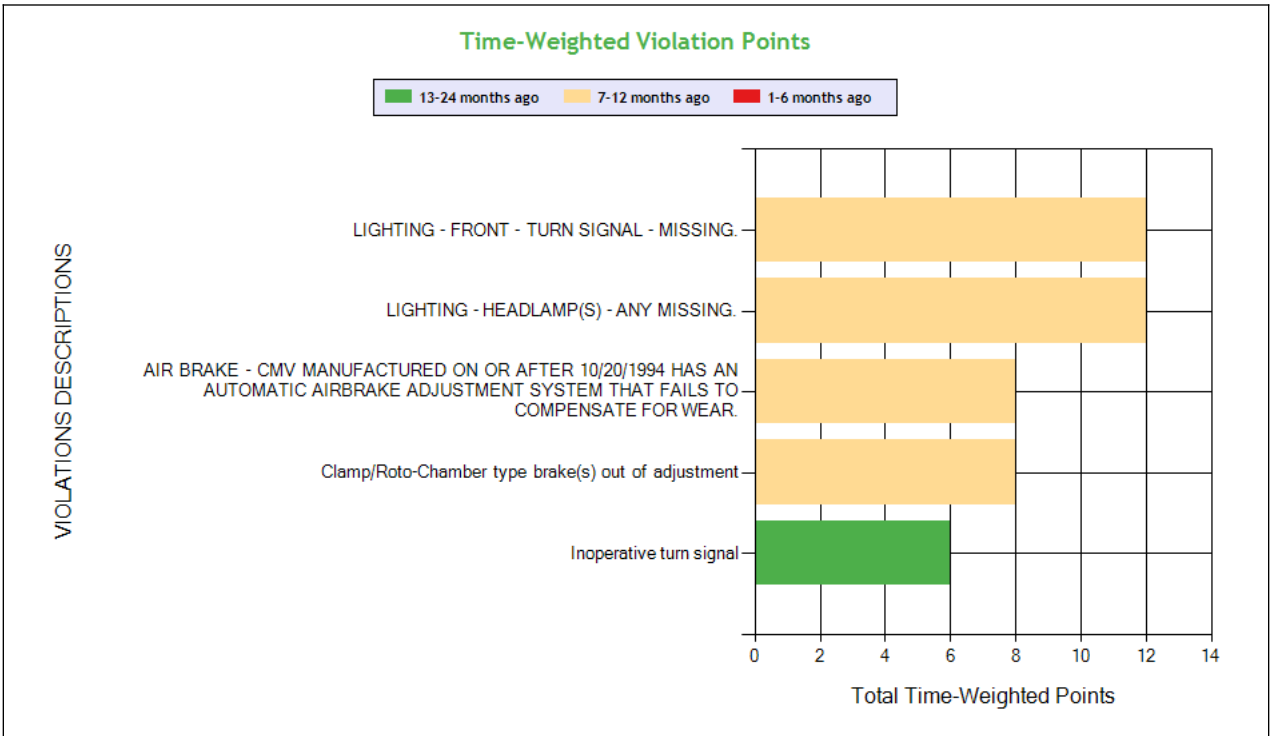
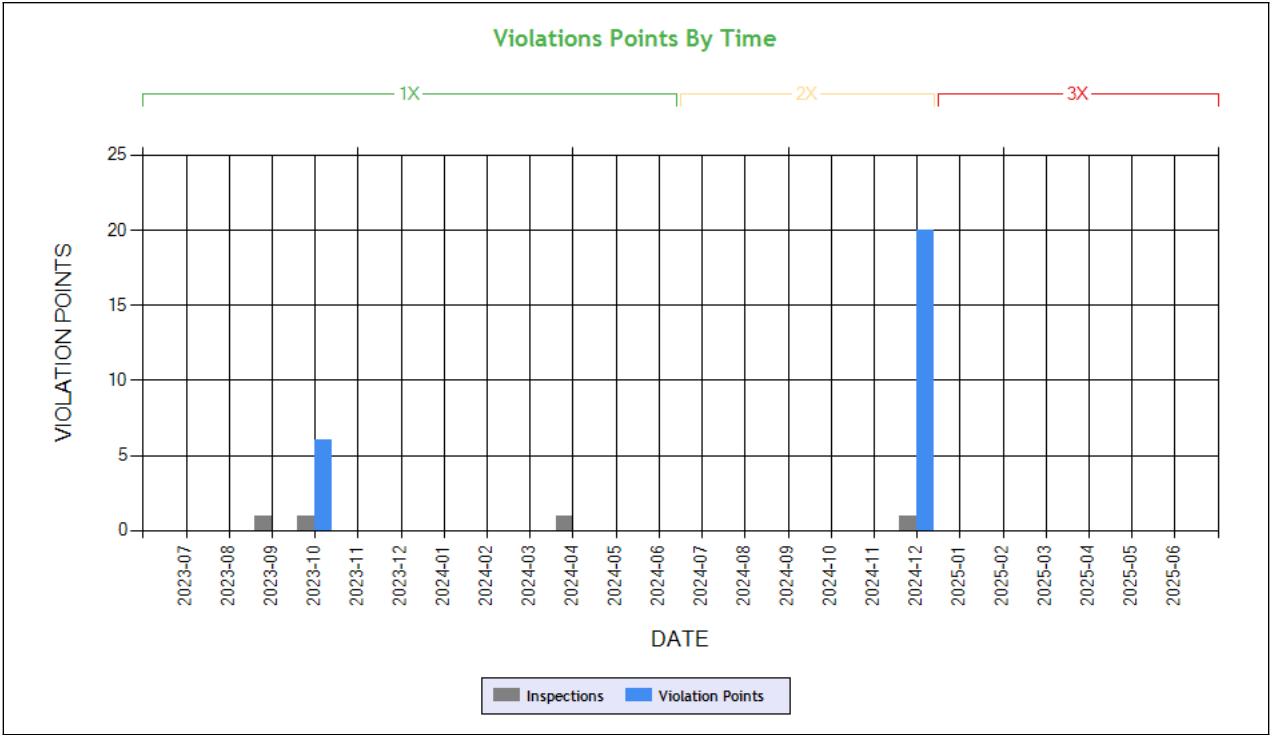
Time-Weighted Violation Points - no data available to draw a chart
Time-Weighted Severity Points by Vehicle - no data available to draw a chart

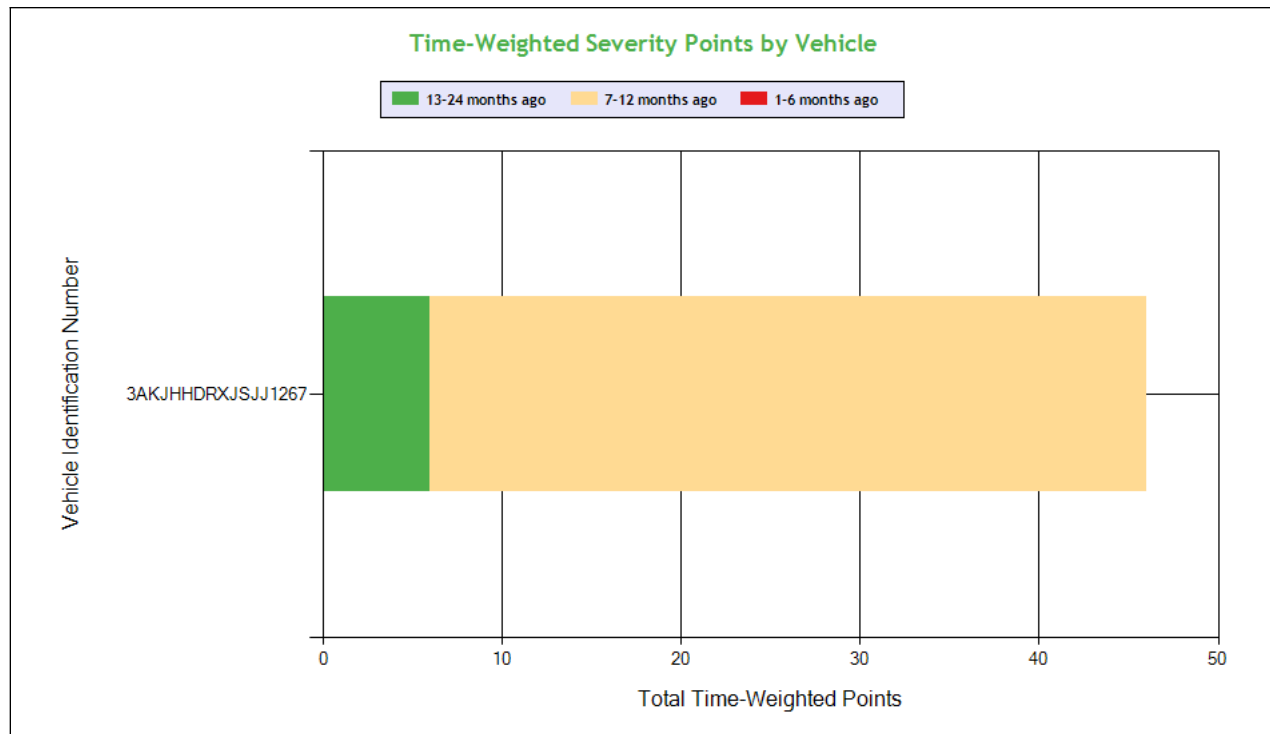
See the Excel file for the complete analysis # Violations is in (1-6/7-12/13-24mo)

Shaded = Out Of Service Violation		
Violation Group		
Violation Description	Total Time-weighted Points by VIN	% of Total Time-weighted Points by VIN
Driver Resp		
Total Time-weighted Points		
% Total Time-Wt Pts		



Vehicle Maintenance





Carrier Software
 1-800-646-5152
 info@CarrierSoftware.com

CONFIDENTIAL - Intended for use by Amerigo Insurance Agency - Date: 6/21/2025

BRAR EMPIRE INC - DOT# 3653435 / MC1260164

See the Excel file for the complete analysis

Violations is in (1-6/7-12/13-24mo)

Shaded = Out Of Service Violation							
Violation Group			Lighting	Lighting	Brakes Out of Adjustment	Brakes All Others	Lighting
Violation Description	Total Time-weighted Points by VIN	% of Total Time-weighted Points by VIN	LIGHTING - FRONT - TURN SIGNAL - MISSING.	LIGHTING - HEADLAMP(S) - ANY MISSING.	Clamp/Roto-Chamber type brake(s) out of adjustment	AIR BRAKE - CMV MANUFACTURED ON OR AFTER 10/20/1994 HAS AN AUTOMATIC AIRBRAKE ADJUSTMENT SYSTEM THAT FAILS TO COMPENSATE FOR WEAR.	Inoperative turn signal
Driver Resp			Yes	Yes	No	No	Yes
Total Time-weighted Points			12	12	8	8	6
% Total Time-Wt Pts			26.09	26.09	17.39	17.39	13.04
3AKJHHDRXJSJJ1267	46	100	12 (0/1/0)	12 (0/1/0)	8 (0/1/0)	8 (0/1/0)	6 (0/0/1)

COLOR CODED CRASH TABLE ToC

No crashes have been reported by the DOT on this Motor Carrier

INSPECTIONS WITH SHARED EQUIPMENT:

No Data



LEGEND

Vehicle Information

Inspection for DOT # being analyzed

Inspection for Different DOT #

Crash Information for specific VIN

INSPECTION DETAILS for ALL Inspections

PDF shows the first 100 Power Unit & Trailer VINs with most recent inspections using data from the last 4 years

POWER UNIT Inspections Section

VIN: 3AKJHHDRXJSJJ1267				Unit: Truck Tractor		Year: 2018	Make: FREIGHTLINER	
Crash Report No.	DOT	Date	State	Fatalities	Injuries	Tow Away	Vehicles Involved	
ILX001361909	54283	11/15/2018	IL	0	1	Yes	1	
DOT No: 3653435		Docket No: MC1260164		Name: BRAR EMPIRE INC			Interstate: Yes	
Date	Unit License	Unit Lic State	Violation Unit	Violation Description		Severity	OOS	Citation
12/05/2024	YP76744	CA	1	393.11A1LHLM - LIGHTING - HEADLAMP(S) - ANY MISSING.		6	No	
12/05/2024	YP76744	CA	1	393.47E - Clamp/Roto-Chamber type brake(s) out of adjustment		4	No	
12/05/2024	YP76744	CA	1	393.11A1LFTSM - LIGHTING - FRONT - TURN SIGNAL - MISSING.		6	No	
12/05/2024	YP76744	CA	1	393.53BB - AIR BRAKE - CMV MANUFACTURED ON OR AFTER 10/20/1994 HAS AN AUTOMATIC AIRBRAKE ADJUSTMENT SYSTEM THAT FAILS TO COMPENSATE FOR WEAR.		4	No	
04/25/2024	YP76744	CA	-			-	-	-
10/13/2023	YP76744	CA	1	393.9TS - Inoperative turn signal		6	No	
09/30/2023	YP76744	CA	D	392.22B - Failing/improper placement of warning devices		2	No	
09/30/2023	YP76744	CA	D	392.22A - Failing to use hazard warning flashers		1	No	
DOT No: 3582688		Docket No: MC1210707		Name: PB05 TRANSPORT INC			Interstate: Yes	
Date	Unit License	Unit Lic State	Violation Unit	Violation Description		Severity	OOS	Citation
05/17/2023	YP76744	CA	D	395.30B1 - Driver failed to certify the accuracy of the information gathered by the ELD		1	No	
04/22/2023	YP76744	CA	D	395.8E - False report of drivers record of duty status		7	Yes	
DOT No: 428823		Docket No: MC227271		Name: KNIGHT TRANSPORTATION INC			Interstate: Yes	
Date	Unit License	Unit Lic State	Violation Unit	Violation Description		Severity	OOS	Citation
09/28/2022	2533166	IN	-			-	-	-
DOT No: 54283		Docket No: MC136818		Name: SWIFT TRANSPORTATION CO OF ARIZONA LLC			Interstate: Yes	
Date	Unit License	Unit Lic State	Violation Unit	Violation Description		Severity	OOS	Citation
05/04/2022	2533166	IN	-			-	-	-
03/17/2022	2533166	IN	-			-	-	-
06/26/2021	2533166	IN	-			-	-	-
11/27/2019	2533166	IN	-			-	-	-
11/20/2017	2551779	IN	D	392.2C - Failure to obey traffic control device		5	No	
09/02/2017	2551779	IN	D	392.2W - Size And Weight (\$ 392.2w*)		0	No	

TRAILER Inspections Section

VIN: 3AKJHHDRXJSJJ1267				Unit: Truck Tractor		Year: 2018	Make: FREIGHTLINER	
------------------------	--	--	--	---------------------	--	------------	--------------------	--



Crash Report No.	DOT	Date	State	Fatalities	Injuries	Tow Away	Vehicles Involved
ILX001361909	54283	11/15/2018	IL	0	1	Yes	1
DOT No: 3653435		Docket No: MC1260164		Name: BRAR EMPIRE INC		Interstate: Yes	
Date	Unit License	Unit Lic State	Violation Unit	Violation Description	Severity	OOS	Citation
12/05/2024	YP76744	CA	1	393.11A1LHLM - LIGHTING - HEADLAMP(S) - ANY MISSING.	6	No	
12/05/2024	YP76744	CA	1	393.47E - Clamp/Roto-Chamber type brake(s) out of adjustment	4	No	
12/05/2024	YP76744	CA	1	393.11A1LFTSM - LIGHTING - FRONT - TURN SIGNAL - MISSING.	6	No	
12/05/2024	YP76744	CA	1	393.53BB - AIR BRAKE - CMV MANUFACTURED ON OR AFTER 10/20/1994 HAS AN AUTOMATIC AIRBRAKE ADJUSTMENT SYSTEM THAT FAILS TO COMPENSATE FOR WEAR.	4	No	
04/25/2024	YP76744	CA	-	-	-	-	-
10/13/2023	YP76744	CA	1	393.9TS - Inoperative turn signal	6	No	
09/30/2023	YP76744	CA	D	392.22B - Failing/improper placement of warning devices	2	No	
09/30/2023	YP76744	CA	D	392.22A - Failing to use hazard warning flashers	1	No	
DOT No: 3582688		Docket No: MC1210707		Name: PB05 TRANSPORT INC		Interstate: Yes	
Date	Unit License	Unit Lic State	Violation Unit	Violation Description	Severity	OOS	Citation
05/17/2023	YP76744	CA	D	395.30B1 - Driver failed to certify the accuracy of the information gathered by the ELD	1	No	
04/22/2023	YP76744	CA	D	395.8E - False report of drivers record of duty status	7	Yes	
DOT No: 428823		Docket No: MC227271		Name: KNIGHT TRANSPORTATION INC		Interstate: Yes	
Date	Unit License	Unit Lic State	Violation Unit	Violation Description	Severity	OOS	Citation
09/28/2022	2533166	IN	-	-	-	-	-
DOT No: 54283		Docket No: MC136818		Name: SWIFT TRANSPORTATION CO OF ARIZONA LLC		Interstate: Yes	
Date	Unit License	Unit Lic State	Violation Unit	Violation Description	Severity	OOS	Citation
05/04/2022	2533166	IN	-	-	-	-	-
03/17/2022	2533166	IN	-	-	-	-	-
06/26/2021	2533166	IN	-	-	-	-	-
11/27/2019	2533166	IN	-	-	-	-	-
11/20/2017	2551779	IN	D	392.2C - Failure to obey traffic control device	5	No	
09/02/2017	2551779	IN	D	392.2W - Size And Weight (§ 392.2w*)	0	No	

Inspection Summary By Month (based on inspections from the last 4 years) ToC						
Year-Month	Number of Inspections	Number of Power Units	Total Violations	Total OOS Inspections	Total Severity Points	Number of Crashes
2024-12	1	1	4	0	20	0
2024-04	1	1	0	0	0	0
2023-10	1	1	2	0	6	0
2023-09	1	1	2	0	3	0
Note: The most recent month's counts may not include all the inspections for that month.						

VIN Inspection Violation Details ToC									
# of VINs: 3 # of Insp: 6 Severity Weight: 57 Avg. Weight/VIN: 9.5 (based on inspections in the last 4 years, showing top 50 VINs inspected most recently)									
VIN 1GR1A0629MW300820		# of Inspections: 1		Total Severity: 20		Percentage of Total: 35.09%		Avg. Weight Per Inspection: 20.0	
Inspection Date	Inspection ID	Inspection State	Location Description	Total Severity	# of Violations	Shipper Name	Inspection Level	Post Accident	Out of Service
12/05/2024	83357582	CA	CACHE CREEK	20	4	AMERICAN SPECIALTY OIL CO.	1	No	No
BASIC		Unit Type		Severity		Description		Out of Service	
Vehicle Maintenance		Semi Trailer		6		393.11A1LFTSM:LIGHTING - FRONT - TURN SIGNAL - MISSING.		No	
Vehicle Maintenance		Semi Trailer		6		393.11A1LHLM:LIGHTING - HEADLAMP(S) - ANY MISSING.		No	
Vehicle Maintenance		Semi Trailer		4		393.47E:Clamp/Roto-Chamber type brake(s) out of adjustment		No	



Vehicle Maintenance		Semi Trailer		4		393.53BB:AIR BRAKE - CMV MANUFACTURED ON OR AFTER 10/20/199		No	
VIN 3AKJHHRXJSJJ1267		# of Inspections: 3		Total Severity: 29		Percentage of Total: 50.88%		Avg. Weight Per Inspection: 9.7	
Inspection Date	Inspection ID	Inspection State	Location Description	Total Severity	# of Violations	Shipper Name	Inspection Level	Post Accident	Out of Service
12/05/2024	83357582	CA	CACHE CREEK	20	4	AMERICAN SPECIALTY OIL CO.	1	No	No
BASIC		Unit Type		Severity		Description		Out of Service	
Vehicle Maintenance		Truck Tractor		6		393.11A1LFTSM:LIGHTING - FRONT - TURN SIGNAL - MISSING.		No	
Vehicle Maintenance		Truck Tractor		6		393.11A1LHLM:LIGHTING - HEADLAMP(S) - ANY MISSING.		No	
Vehicle Maintenance		Truck Tractor		4		393.47E:Clamp/Roto-Chamber type brake(s) out of adjustment		No	
Vehicle Maintenance		Truck Tractor		4		393.53BB:AIR BRAKE - CMV MANUFACTURED ON OR AFTER 10/20/199		No	
Inspection Date	Inspection ID	Inspection State	Location Description	Total Severity	# of Violations	Shipper Name	Inspection Level	Post Accident	Out of Service
10/13/2023	79930418	NM	LORDSBURG PORT OF ENTRY	6	2	WHOLESUM	2	No	No
BASIC		Unit Type		Severity		Description		Out of Service	
Vehicle Maintenance		Truck Tractor		6		393.9TS:Inoperative turn signal		No	
		Truck Tractor		0		392.2IRP:IRP Apportioned Tag or Registration Violation		No	
Inspection Date	Inspection ID	Inspection State	Location Description	Total Severity	# of Violations	Shipper Name	Inspection Level	Post Accident	Out of Service
09/30/2023	79803742	LA	ROADSIDE	3	2		3	No	No
BASIC		Unit Type		Severity		Description		Out of Service	
Vehicle Maintenance		Truck Tractor		2		392.22B:Failing/improper placement of warning devices		No	
Unsafe Driving		Truck Tractor		1		392.22A:Failing to use hazard warning flashers		No	
VIN 1UYVS2532N6626508		# of Inspections: 2		Total Severity: 8		Percentage of Total: 14.04%		Avg. Weight Per Inspection: 4.0	
Inspection Date	Inspection ID	Inspection State	Location Description	Total Severity	# of Violations	Shipper Name	Inspection Level	Post Accident	Out of Service
10/13/2023	79930418	NM	LORDSBURG PORT OF ENTRY	6	1	WHOLESUM	2	No	No
BASIC		Unit Type		Severity		Description		Out of Service	
Vehicle Maintenance		Semi Trailer		6		393.9TS:Inoperative turn signal		No	
Inspection Date	Inspection ID	Inspection State	Location Description	Total Severity	# of Violations	Shipper Name	Inspection Level	Post Accident	Out of Service
09/30/2023	79803742	LA	ROADSIDE	2	1		3	No	No
BASIC		Unit Type		Severity		Description		Out of Service	
Vehicle Maintenance		Semi Trailer		2		392.22B:Failing/improper placement of warning devices		No	

Inspection History ToC						
Inspection Date	Report Number	Report State	PU VIN	TR VIN	Severity Weight	Time Weight
12/05/2024	ND6B005819	CA	3AKJHHRXJSJJ1267 - Truck Tractor	1GR1A0629MW300820 - Semi Trailer		2
Power Unit Violation - Vehicle Maintenance Violation: 393.47E - Clamp/Roto-Chamber type brake(s) out of adjustment					4	
Power Unit Violation - Vehicle Maintenance Violation: 393.53BB - AIR BRAKE - CMV MANUFACTURED ON OR AFTER 10/20/1994 HAS AN AUTOMATIC AIRBRAKE ADJUSTMENT SYSTEM THAT FAILS TO COMPENSATE FOR WEAR.					4	
Power Unit Violation - Vehicle Maintenance Violation: 393.11A1LHLM - LIGHTING - HEADLAMP(S) - ANY MISSING.					6	
Power Unit Violation - Vehicle Maintenance Violation: 393.11A1LFTSM - LIGHTING - FRONT - TURN SIGNAL - MISSING.					6	
04/25/2024	4004410320	IL	3AKJHHRXJSJJ1267 - Truck Tractor	1UYVS253XP6816107 - Semi Trailer		1
10/13/2023	6151N7YSW4	NM	3AKJHHRXJSJJ1267 - Truck Tractor	1UYVS2532N6626508 - Semi Trailer		1
Trailer Violation - State/Local Laws Violation: 392.2IRP - IRP Apportioned Tag or Registration Violation					0	
Power Unit Violation - Vehicle Maintenance Violation: 393.9TS - Inoperative turn signal					6	
09/30/2023	LAPJ002180	LA	3AKJHHRXJSJJ1267 - Truck Tractor	1UYVS2532N6626508 - Semi Trailer		1
Power Unit Violation - Unsafe Driving Violation: 392.22A - Failing to use hazard warning flashers					1	
Power Unit Violation - Vehicle Maintenance Violation: 392.22B - Failing/improper placement of warning devices					2	
Only the first 20 inspections are shown. See the live report for more data.						



Crash Hot Spots ToC					
State	Level 1 (lowest crash frequency)	Level 2	Level 3	Level 4	Level 5 (highest crash frequency)
California	0	0	1	0	0
Illinois	0	0	0	1	0
Louisiana	0	0	0	1	0
Total	0	0	1	2	0
Company Level: 4					

Equipment and Driver Details ToC						
	Equipment (Owned/Leased/Trip)			Driver Details		
MCS-150 Date	Tractors	Straight Trucks	Trailers	CDL's	Interstate	Intrastate
06/17/2025	1/0/0	0/0/0	0/1/0	2	2	0
06/10/2025	1/0/0	0/0/0	0/1/0	2	2	0
03/07/2024	1/0/0	0/0/0	1/0/0	1	1	0
04/18/2023	1/0/0	0/0/0	1/0/0	1	1	0
06/09/2021	0/0/0	1/0/0	0/0/0	1	1	0

Chameleon ToC
Something went wrong while generating Chameleon