



## Table of Contents

1. Overview	2. BASIC Scores History
3. BASIC Measures	4. KPI: BASIC Measures by Cargo Group
5. Estimated ISS Score	6. Investigation Results
7. Penalties History	8. Acute Critical Violations
9. Red Flag Violation Details	10. DOT Registration Information
11. DOT MCS-150 History	12. Crash Summary
13. Inspection Summary	14. KPI: Inspection Viol OOS Rates by Cargo Group
15. FHWA Registration Information	16. FHWA Insurance Information
17. FHWA Authorities	18. Severe Violations
19. Violation Report	20. Violation Summary
21. Violation Enforcement Chronology	22. Inspection Violations & OOS Counts
23. Radius Of Operation	24. Inspection & Crash Locations
25. Cargo Hot Spots	26. Inspection Violations & OOS Chronology
27. Percent of Insp & Crash by State	28. VIN Insp Summary by State
29. Violations By Unit Type	30. Equipment Ownership
31. Equipment Details	32. Vehicle Age
33. States of Power Unit Registrations	34. Equipment Acquisitions
35. Driver Details	36. Shared VIN Summary
37. Shipper Table	38. Safety Summary
39. Safety Details	40. Crash Detail Color Coded PDF
41. Inspections with Shared Equipment	42. Inspection Tabular Details
43. Inspection Summary By Month	44. VIN Inspection Violation Details
45. Inspection History	46. Crash Hot Spots
47. DOT MCS-150 History Equipment and Driver Details	48. Chameleon



**Business Address**

307 W C ST APT A  
ONTARIO, CA  
91762

**Contact Info**

(951)-905-3636  
RKLOGISTIC3@GMAIL.COM

**FHWA Address**

307 W C ST APT A  
ONTARIO,CA,91762  
Phone:(951)-905-3636

**Mailing Address**

307 W C ST APT A  
ONTARIO, CA  
91762

**Overview ToC**

**Operating Status:** AUTHORIZED FOR Property  
3 other companies viewed this DOT in the past two months  
**Crash/PU ratio:** 33.33%  
**Clean Inspection ratio:** 0.0%

**Estimated BASIC Scores (as of 10/31/2025)**

	Unsafe Driving	Hours of Service	Driver Fitness	Controlled Sub. and Alcohol	Vehicle Maintenance	HM Compliance	Crash
<b>Relative Scores</b>	0% ⬆️	0% ⬆️	0% ○	0% ○	0% ⬆️	0% ○	0% ⊖
<b>Alert Status</b>	No	No	No	No	No	No	No



**Estimated Inspection Selection System (ISS) Score: 33**  
**Category: Pass**

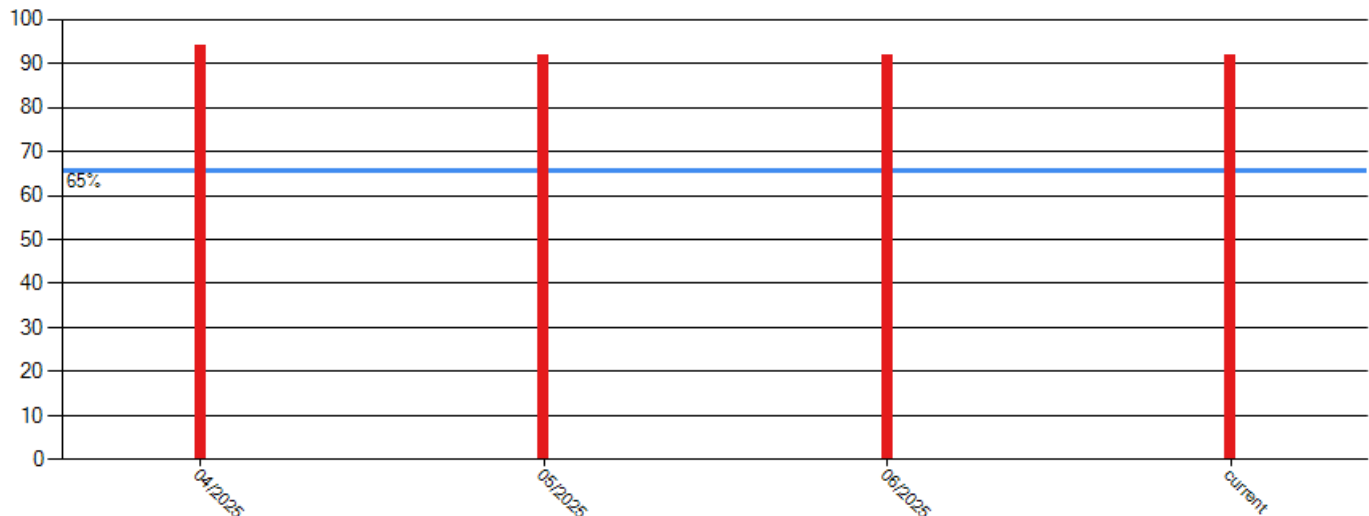
**BASIC Scores History - Unsafe Driving ToC**

**Alert - Above Threshold**

**Alert - Compliance Review Viol. in Past 12 Mo.**

**Within 10 pts of Threshold**

**Below Threshold**





<b>BASIC Scores History - Hours of Service    ToC</b>
---

There are no Scores for this BASIC
------------------------------------

<b>BASIC Scores History - Driver Fitness    ToC</b>
---

There are no Scores for this BASIC
------------------------------------

<b>BASIC Scores History - Controlled Substance    ToC</b>
---

There are no Scores for this BASIC
------------------------------------

<b>BASIC Scores History - Vehicle Maintenance    ToC</b>
--

There are no Scores for this BASIC
------------------------------------

<b>BASIC Scores History - Crash    ToC</b>
--

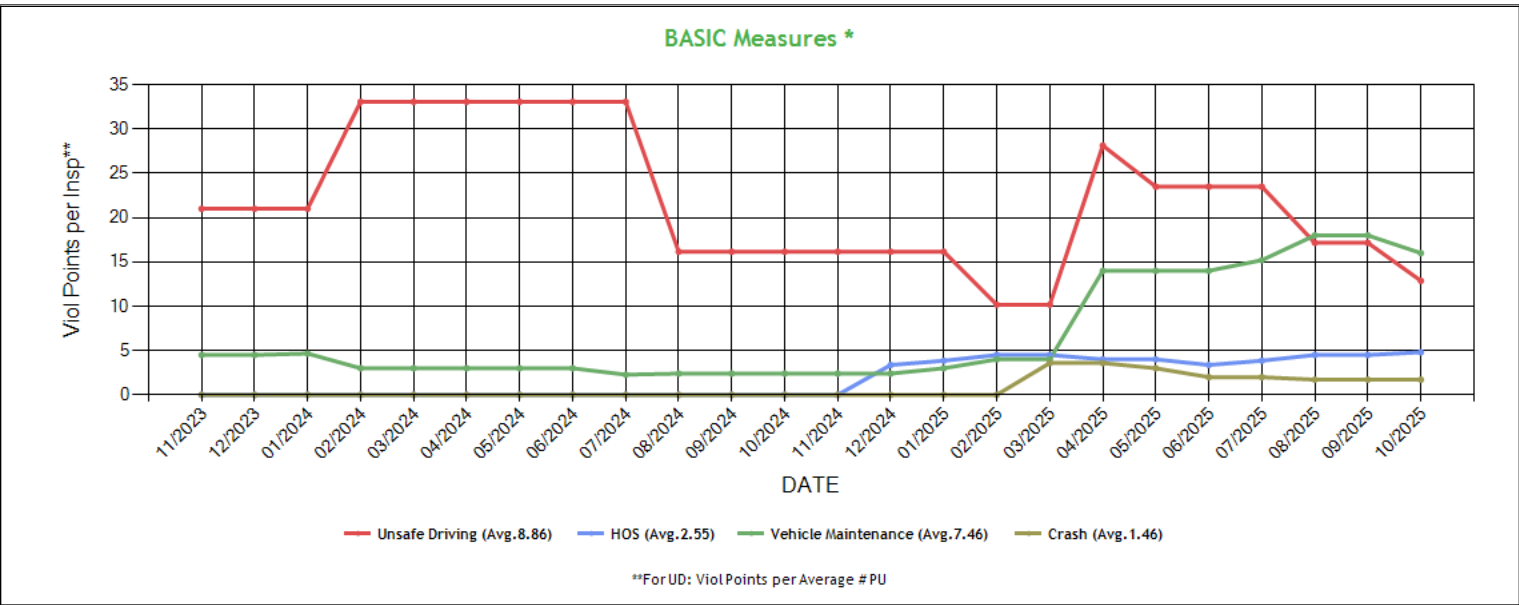
There are no Scores for this BASIC
------------------------------------

<b>BASIC Scores History - Hazmat    ToC</b>
---

There are no Scores for this BASIC
------------------------------------



**BASIC Measures: Violation Points per Inspection Trends** ToC



\* BASIC Measures are the absolute SMS scores that are compared within each Safety Event Group to determine the BASIC Score percentiles. Averages based on fleets with 1-5 power units.



**BASIC Measures \* - Table ToC**

UD-Unsafe Driving, HOS-Hours of Service, DF-Driver Fitness, CS-Controlled Substances, VM-Vehicle Maintenance

Date	UD Measure	UD AC	UD with Viol	HOS Measure	HOS AC	HOS with Viol	DF Measure	DF AC	DF with Viol	CS Measure	CS AC	CS with Viol	VM Measure	VM AC	VM with Viol
10/2025	12.87	N	2	4.80	N	2	0.00	N	0	0.00	N	0	16.00	N	1
09/2025	17.16	N	2	4.50	N	2	0.00	N	0	0.00	N	0	18.00	N	1
08/2025	17.16	N	2	4.50	N	2	0.00	N	0	0.00	N	0	18.00	N	1
07/2025	23.50	N	3	3.85	N	2	0.00	N	0	0.00	N	0	15.20	N	2
06/2025	23.50	N	3	3.37	N	2	0.00	N	0	0.00	N	0	14.00	N	3
05/2025	23.50	N	3	4.00	N	2	0.00	N	0	0.00	N	0	14.00	N	3
04/2025	28.14	N	3	4.00	N	2	0.00	N	0	0.00	N	0	14.00	N	3
03/2025	10.17	N	2	4.50	N	1	0.00	N	0	0.00	N	0	4.00	N	2
02/2025	10.17	N	2	4.50	N	1	0.00	N	0	0.00	N	0	4.00	N	2
01/2025	16.16	N	2	3.85	N	1	0.00	N	0	0.00	N	0	3.00	N	2
12/2024	16.16	N	2	3.37	N	1	0.00	N	0	0.00	N	0	2.40	N	2
11/2024	16.16	N	2	0.00	N	0	0.00	N	0	0.00	N	0	2.40	N	2
10/2024	16.16	N	2	0.00	N	0	0.00	N	0	0.00	N	0	2.40	N	2
09/2024	16.16	N	2	0.00	N	0	0.00	N	0	0.00	N	0	2.40	N	2
08/2024	16.16	N	2	0.00	N	0	0.00	N	0	0.00	N	0	2.40	N	2
07/2024	33.08	N	2	0.00	N	0	0.00	N	0	0.00	N	0	2.28	N	2
06/2024	33.08	N	2	0.00	N	0	0.00	N	0	0.00	N	0	3.00	N	2
05/2024	33.08	N	2	0.00	N	0	0.00	N	0	0.00	N	0	3.00	N	2
04/2024	33.08	N	2	0.00	N	0	0.00	N	0	0.00	N	0	3.00	N	2
03/2024	33.08	N	2	0.00	N	0	0.00	N	0	0.00	N	0	3.00	N	2
02/2024	33.08	N	2	0.00	N	0	0.00	N	0	0.00	N	0	3.00	N	2
01/2024	21.00	N	1	0.00	N	0	0.00	N	0	0.00	N	0	4.66	N	2
12/2023	21.00	N	1	0.00	N	0	0.00	N	0	0.00	N	0	4.50	N	2
11/2023	21.00	N	1	0.00	N	0	0.00	N	0	0.00	N	0	4.50	N	2
10/2023	21.00	N	1	0.00	N	0	0.00	N	0	0.00	N	0	4.50	N	2
09/2023	21.00	N	1	0.00	N	0	0.00	N	0	0.00	N	0	4.50	N	2
08/2023	21.00	N	1	0.00	N	0	0.00	N	0	0.00	N	0	4.50	N	2
07/2023	0.00	N	0	0.00	N	0	0.00	N	0	0.00	N	0	4.80	N	1
06/2023	0.00	N	0	0.00	N	0	0.00	N	0	0.00	N	0	0.00	N	0
05/2023	0.00	N	0	0.00	N	0	0.00	N	0	0.00	N	0	0.00	N	0
04/2023	0.00	N	0	0.00	N	0	0.00	N	0	0.00	N	0	0.00	N	0
03/2023	0.00	N	0	0.00	N	0	0.00	N	0	0.00	N	0	0.00	N	0
02/2023	0.00	N	0	0.00	N	0	0.00	N	0	0.00	N	0	0.00	N	0
01/2023	0.00	N	0	0.00	N	0	0.00	N	0	0.00	N	0	0.00	N	0
12/2022	0.00	N	0	0.00	N	0	0.00	N	0	0.00	N	0	0.00	N	0
11/2022	0.00	N	0	0.00	N	0	0.00	N	0	0.00	N	0	0.00	N	0
10/2022	0.00	N	0	0.00	N	0	0.00	N	0	0.00	N	0	0.00	N	0
09/2022	0.00	N	0	0.00	N	0	0.00	N	0	0.00	N	0	0.00	N	0
08/2022	0.00	N	0	0.00	N	0	0.00	N	0	0.00	N	0	0.00	N	0
07/2022	0.00	N	0	0.00	N	0	0.00	N	0	0.00	N	0	0.00	N	0
06/2022	0.00	N	0	0.00	N	0	0.00	N	0	0.00	N	0	0.00	N	0
05/2022	0.00	N	0	0.00	N	0	0.00	N	0	0.00	N	0	0.00	N	0
04/2022	0.00	N	0	0.00	N	0	0.00	N	0	0.00	N	0	0.00	N	0
03/2022	0.00	N	0	0.00	N	0	0.00	N	0	0.00	N	0	0.00	N	0
02/2022	0.00	N	0	0.00	N	0	0.00	N	0	0.00	N	0	0.00	N	0
01/2022	0.00	N	0	0.00	N	0	0.00	N	0	0.00	N	0	0.00	N	0
12/2021	0.00	N	0	0.00	N	0	0.00	N	0	0.00	N	0	0.00	N	0
11/2021	0.00	N	0	0.00	N	0	0.00	N	0	0.00	N	0	0.00	N	0
10/2021	0.00	N	0	0.00	N	0	0.00	N	0	0.00	N	0	0.00	N	0
09/2021	0.00	N	0	0.00	N	0	0.00	N	0	0.00	N	0	0.00	N	0

\* BASIC Measures are the absolute SMS scores that are compared within each Safety Event Group to determine the BASIC Score percentiles.



**KPI: BASIC Measures by Fleet Size and Cargo Group** **ToC**

**Fleet Size: 1-5 PUs**

Cargo Group (Companies)	Unsafe Driving		Hours of Service		Driver Fitness		Controlled Substance		Vehicle Maintenance		HM Compliance		Crash	
	Avg.	Comp. to Avg.	Avg.	Comp. to Avg.	Avg.	Comp. to Avg.	Avg.	Comp. to Avg.	Avg.	Comp. to Avg.	Avg.	Comp. to Avg.	Avg.	Comp. to Avg.
General Freight (490400)	0.79	Worse	0.21	Worse	0.21	Better	0.01	Better	1.88	Worse	0.01	Better	0.06	Worse
RK LOGISTIC INC	12.87		4.80		0.00		0.00		16.00		0.00		1.71	

**Estimated ISS Score:** **33 Pass** **ToC** **About the Inspection Selection System**



**Estimated ISS Score History - Table ToC**

Date	Estimated ISS Score	Recommendation	Algorithm
10/31/2025	33	Pass	Safety Algorithm
09/26/2025	32	Pass	Safety Algorithm
08/29/2025	32	Pass	Safety Algorithm
07/25/2025	56	Optional Inspect	Safety Algorithm
06/30/2025	56	Optional Inspect	Safety Algorithm
05/31/2025	56	Optional Inspect	Safety Algorithm
04/25/2025	57	Optional Inspect	Safety Algorithm
03/28/2025	4	Pass	Safety Algorithm
02/28/2025	4	Pass	Safety Algorithm
01/31/2025	3	Pass	Safety Algorithm
12/27/2024	3	Pass	Safety Algorithm
11/29/2024	1	Pass	Safety Algorithm
10/25/2024	1	Pass	Safety Algorithm
09/27/2024	1	Pass	Safety Algorithm
08/30/2024	1	Pass	Safety Algorithm
07/26/2024	1	Pass	Safety Algorithm
06/28/2024	1	Pass	Safety Algorithm
05/31/2024	1	Pass	Safety Algorithm
04/26/2024	1	Pass	Safety Algorithm
03/29/2024	1	Pass	Safety Algorithm
02/23/2024	1	Pass	Safety Algorithm
01/26/2024	1	Pass	Safety Algorithm
12/29/2023	1	Pass	Safety Algorithm
11/24/2023	1	Pass	Safety Algorithm
10/27/2023	1	Pass	Safety Algorithm
09/29/2023	1	Pass	Safety Algorithm
08/25/2023	1	Pass	Safety Algorithm
07/28/2023	72	Optional Inspect	Insufficient Data Algorithm
06/30/2023	64	Optional Inspect	Insufficient Data Algorithm
05/26/2023	65	Optional Inspect	Insufficient Data Algorithm
04/28/2023	67	Optional Inspect	Insufficient Data Algorithm
03/31/2023	63	Optional Inspect	Insufficient Data Algorithm
02/24/2023	64	Optional Inspect	Insufficient Data Algorithm
01/27/2023	65	Optional Inspect	Insufficient Data Algorithm
12/30/2022	63	Optional Inspect	Insufficient Data Algorithm
11/25/2022	63	Optional Inspect	Insufficient Data Algorithm
10/28/2022	63	Optional Inspect	Insufficient Data Algorithm
09/30/2022	63	Optional Inspect	Insufficient Data Algorithm
08/26/2022	63	Optional Inspect	Insufficient Data Algorithm
07/29/2022	63	Optional Inspect	Insufficient Data Algorithm
06/24/2022	63	Optional Inspect	Insufficient Data Algorithm
05/27/2022	63	Optional Inspect	Insufficient Data Algorithm
04/29/2022	63	Optional Inspect	Insufficient Data Algorithm
03/25/2022	63	Optional Inspect	Insufficient Data Algorithm
02/25/2022	63	Optional Inspect	Insufficient Data Algorithm
01/28/2022	63	Optional Inspect	Insufficient Data Algorithm
12/31/2021	63	Optional Inspect	Insufficient Data Algorithm
11/26/2021	63	Optional Inspect	Insufficient Data Algorithm
10/29/2021	66	Optional Inspect	Insufficient Data Algorithm
09/24/2021	66	Optional Inspect	Insufficient Data Algorithm

**Investigation Results ToC**

**No Investigations reported on FMCSA website**



**Penalties History** [ToC](#)

There is a problem with the Penalties data on FMCSA website.

**Acute Critical Violations (Based on Investigations as per CSA Methodology Appendix A)** [ToC](#)

No Data

No red flag violations in the last 24 months

**DOT Registration Information: The following information on this specific DOT # is from the Federal DOT (as of Operating Authority**

DOT Registration: 09/23/2021		Total Power Units: 3		Total Trucks: 3		Total Trailers: 3		Total Passenger Vehicles: 0	
Status	Entity Type	Organization Type	Nation	Total Cars	Drivers / CDL Drivers				
A	C	-	US	0	3* / 3				
MCS-150 Date	Op Codes	Shipper Op Codes	Shipper HazMat Op Codes	Latest Review Type	Latest Review Document Number(Date)				
04/25/2025	A				()				
MCS-150 Mileage (Year)	Record Update Date	Transports Hazmats	DOT Census Date	Recordable Accident Rate	Preventable Accident Rate				
99,589 (2023)	04/25/2025	N	09/23/2021	0%	0%				
MCS-151 Mileage	Safety Rating (Date)	SEA Accident	SEA Driver	SEA Vehicle	SEA Management				
0	None (None)	0%	0%	0%	0%				
Classification Codes		Cargo Carried (per MCS-150)							
Authorized-For-Hire		General Freight							

**DOT MCS-150 History** [ToC](#)

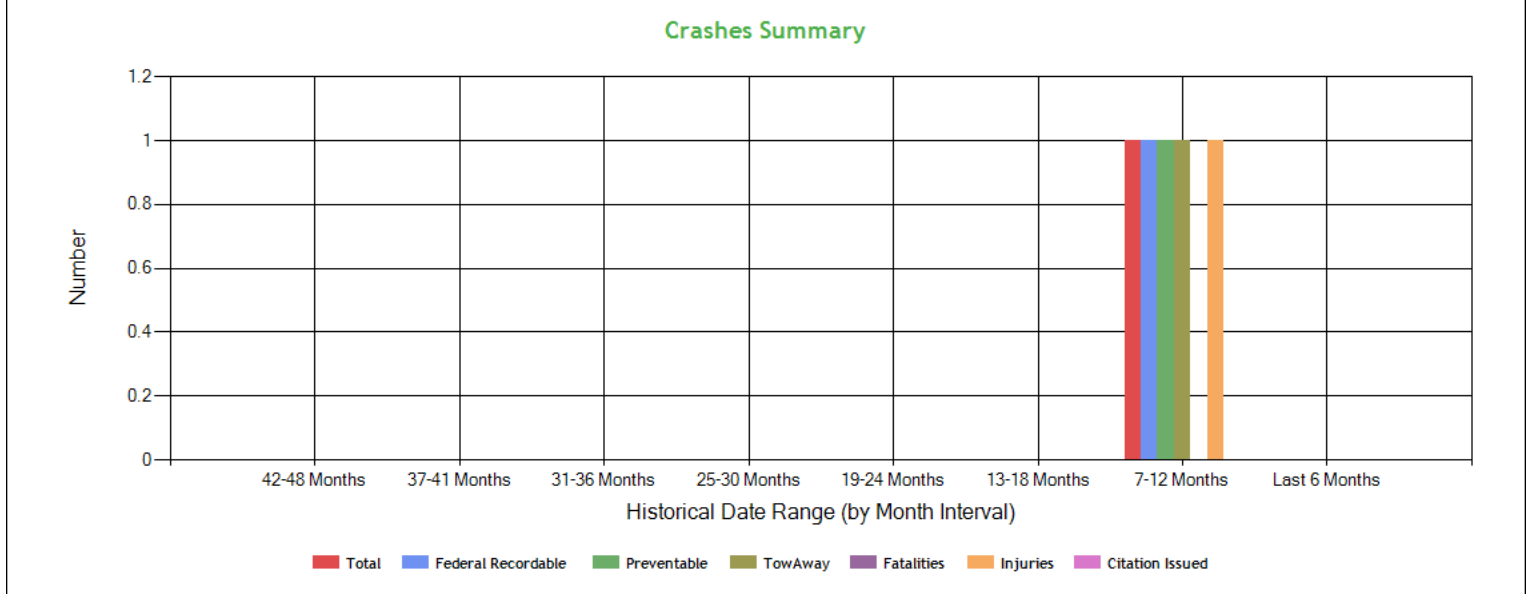
(as of 04/28/2025 DOT census)

Census Date	MCS-150 Date	MCS-150 Mileage	VM T Year	Power Units	Drivers	Trailers	Company Rep1	Company Rep2	Email
4/28/2025	4/25/2025	99589	2023	3	3	-	RAMAN PREET KAUR		RKLOGISTIC3@GMAIL.COM
8/9/2023	7/10/2023	10595	2021	1	1	1	RAMAN PREET KAUR		RAMNY.NIJJAR@GMAIL.COM
7/9/2023	6/25/2023	10000	2021	1	1	1	RAMAN PREET KAUR		RAMNY.NIJJAR@GMAIL.COM
3/9/2022	2/15/2022	10000	2021	1	1	1	RAMAN PREET KAUR		RAMNY.NIJJAR@GMAIL.COM
10/9/2021	9/23/2021	0		1	1	1	RAMAN PREET KAUR		RAMNY.NIJJAR@GMAIL.COM





## Crash Summary Chart ToC Crashes Summary - Chart (based on all available crash data)



## Crashes Summary - Table (based on all available crash data) ToC

	TOTAL	Last 6 months	7-12 months	13-18 months	19-24 months	25-30 months	30-36 months	37-41 months	42-48 months	Over 49 months
Total Reportable	1	0	1	0	0	0	0	0	0	0
Fatalities	0	0	0	0	0	0	0	0	0	0
Injuries	1	0	1	0	0	0	0	0	0	0
Tow Away	1	0	1	0	0	0	0	0	0	0
With Citations	0	0	0	0	0	0	0	0	0	0
Federal Recordable	1	0	1	0	0	0	0	0	0	0
Preventable	1	0	1	0	0	0	0	0	0	0
Crash per Pwr Unit	-	0.0%	33.33%	0.0%	0.0%	0.0%	0.0%	0.0%	0.0%	-

## Inspection Summary ToC

The following inspection information is based on results for 24 months prior to: 12/01/2025. Please note that the total inspections number is not necessarily the total of the vehicle, driver and hazmat inspections, as one inspection may have included any combination of the below inspections.

Overall	Vehicle	Driver	Hazmat
(Please note that the total inspections number is not necessarily the total of the vehicle, driver and hazmat inspections, as one inspection may have included any combination of the below inspections)  Total Inspections: 3 Total Out of Service: 2  Out of Service: 66.67% National Average: 21.07% Difference: 45.6%	Total Inspections: 2 Total Out of Service: 1  Out of Service: 50.00% National Average: 25.16% Difference: 24.84%	Total Inspections: 3 Total Out of Service: 1  Out of Service: 33.33% National Average: 6.78% Difference: 26.55%	Total Inspections: 0 Total Out of Service: 0  Out of Service: 0.00% National Average: 2.1% Difference: -2.1%

## KPI: Inspection Viol OOS Rates by Cargo Group ToC

Cargo Group	OVERALL		VEHICLE		DRIVER		HAZMAT	
	Average	Compared to Average	Average	Compared to Average	Average	Compared to Average	Average	Compared to Average
General Freight	29.47%	Worse	25.37%	Worse	13.41%	Worse	0.14%	Better
RK LOGISTIC INC	66.67%		50.0%		33.33%		0%	



**FHWA Registration Information: The following data on this Motor Carrier is from the Federal Hwy Administration (as of 4/29/2025)**

Docket Number	DOT Number	Company Name	DBA Name	Address	City	State	Country	ZIP Code
MC1315718	3729177	RK LOGISTIC INC		307 W C ST APT A	ONTARIO	CA	US	91762
Phone Number	Fax Number	Mail Address	Mail City	Mail State	Mail Contry	Mail ZIP Code	Mail Phone Number	Mail Fax Number
(951)-905-3636								
Date of Last Change	Freight	Passenger	Household Goods	Active Authority	Pending Authority	Revocation Pending Authority		
4/29/2025	Y	N	N	/ Common /	/	/		

**Insurance Required (as of 04/29/2025) ToC**

Docket Number	Insurance Type	Insurance Required	Insurance on File
MC1315718	BIPD	\$750k	\$750k
MC1315718	Cargo	No	No
MC1315718	Bond	No	No

**Active / Pending Insurance (as of 04/29/2025)**

Docket Number	Form	Type	Insurance Carrier	Policy/Surety	Coverage From	Coverage To	Required	On File	Effective Date	Cancel Date
MC1315718	91X	BIPD/Primary	CANAL INSURANCE CO.	CT8324744021	\$0k	\$750k	\$750k	\$750k	12/20/2024	-

**Insurance History (as of 04/29/2025)**

Docket Number	Form	Type	Insurance Carrier	Policy/Surety	Coverage From	Coverage To	Effective Date From	Effective Date To
MC1315718	91X	BIPD/Primary	UNITED FINANCIAL CASUALTY COMPANY	CA00698492	\$0k	\$750k	12/20/2022	12/20/2024 Replaced

**FHWA Authorities (as of 04/29/2025) ToC**

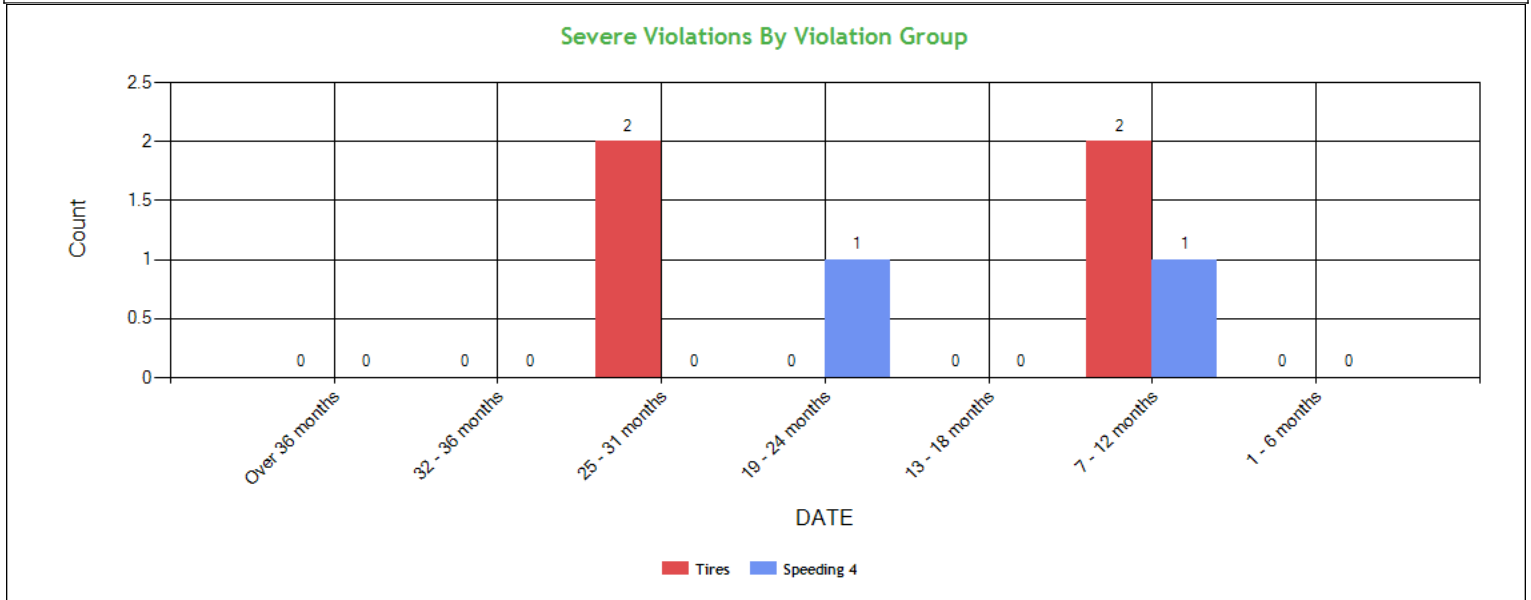
Docket#	L&I Name	Active Authority	Inactive Authority	Pending Authority	Revocation Pending Authority	Freight	Passenger	Household Goods
MC1315718	RK LOGISTIC INC	Common /				Yes	No	No

**Authority History (as of 04/29/2025)**

Docket Number	Sub	Auth Type	Original Action	Disposition
MC1315718		COMMON	GRANTED 1/9/2023 12:00:00 AM	



**Severe Violations (i.e. those with  $\geq 8$  points) - Chart : 3 Violations 3 occurrences ToC**



**Severe Violations (i.e. those with  $\geq 8$  points) - Table : 3 Violations 6 occurrences ToC**

Code	Description	Category	BASIC Weight	Total count	Last 6 month s	7-12 month s	13-18 month s	19-24 month s	25-31 month s	32-36 month s	Over 36 month s
393.75A	Flat tire or fabric exposed	Tires	8	2	0	0	0	0	2	0	0
392.2SLLS4	State/Local Laws - Speeding 15 or more miles per hour over the speed limit	Speeding 4	10	2	0	1	0	1	0	0	0
393.75A3TAOL	TIRES - ALL OTHERS LEAKING OR INFLATION LESS THAN 50% OF THE MAXIMUM INFLATION PRESSURE.	Tires	8	2	0	2	0	0	0	0	0



Violation Report <span>ToC</span>						
Inspection Date	Inspection State	BASIC	Violation Description	OOS	VIN	Severity Points
04/23/2025	NV	Vehicle Maintenance	396.17CPI - OPERATING A CMV WITHOUT DOCUMENTATION OF A PERIODIC INSPECTION.	No	1GRAP0622FT593981	4
04/23/2025	NV	Vehicle Maintenance	393.75A3TAOL - TIRES - ALL OTHERS LEAKING OR INFLATION LESS THAN 50% OF THE MAXIMUM INFLATION PRESSURE.	Yes	1GRAP0622FT593981	8
04/23/2025	NV	Unsafe Driving	392.2SLLS4 - State/Local Laws - Speeding 15 or more miles per hour over the speed limit	No	3AKJGLDR5JSHU5398	10
04/23/2025	NV	Hours-Of-Service	395.24C2IIILDSDN - HOS (ELD) - Driver failing to manually input or verify shipping document number.	No	3AKJGLDR5JSHU5398	1
04/23/2025	NV	Vehicle Maintenance	393.30B - BATTERY - NOT PROTECTED.	No	3AKJGLDR5JSHU5398	3
04/23/2025	NV	Hours-Of-Service	395.30B1ELDDFR - HOS (ELD) - DRIVER FAILING TO REVIEW RECORDS AND CERTIFY THE ACCURACY OF THE INFORMATION.	No	3AKJGLDR5JSHU5398	1
04/23/2025	NV	Hours-Of-Service	395.24C2IILEDNTN - HOS (ELD) - Driver failing to manually input or verify CMV trailer number.	No	3AKJGLDR5JSHU5398	1
04/23/2025	NV	Vehicle Maintenance	396.17CPI - OPERATING A CMV WITHOUT DOCUMENTATION OF A PERIODIC INSPECTION.	No	3AKJGLDR5JSHU5398	4
04/23/2025	NV	Vehicle Maintenance	393.95A1 - EMERGENCY EQUIPMENT - FIRE EXTINGUISHERS - NO FIRE EXTINGUISHER PRESENT OR NOT PROPERLY RATED.	No	3AKJGLDR5JSHU5398	2
04/23/2025	NV	Vehicle Maintenance	393.78AWS - WASHERS - INOPERATIVE WASHING SYSTEM.	No	3AKJGLDR5JSHU5398	1
04/23/2025	NV	Vehicle Maintenance	393.45B2BAIR - AIR BRAKE - HOSE/TUBING DAMAGED OR NOT SECURED.	No	3AKJGLDR5JSHU5398	4
12/19/2024	NM	Hours-Of-Service	395.8E - False report of drivers record of duty status	Yes	4V4NC9EJXRN640515	7
02/15/2024	TN	Unsafe Driving	392.2SLLS4 - State/Local Laws - Speeding 15 or more miles per hour over the speed limit	No	3AKJGLDR5JSHU5398	10
08/22/2023	NM	Vehicle Maintenance	396.5BHLOW - Hubs - oil and/or Grease Leaking from hub - outer wheel	Yes	1JJV532D7HL016321	2
08/22/2023	NM	Unsafe Driving	392.16 - Failing to use seat belt while operating CMV	No	3AKJGLDR5JSHU5398	7
07/17/2023	NM	Vehicle Maintenance	393.75A - Flat tire or fabric exposed	No	1JJV532D2JL048387	8
No filters were applied when generating this report, see the live report for more options.						



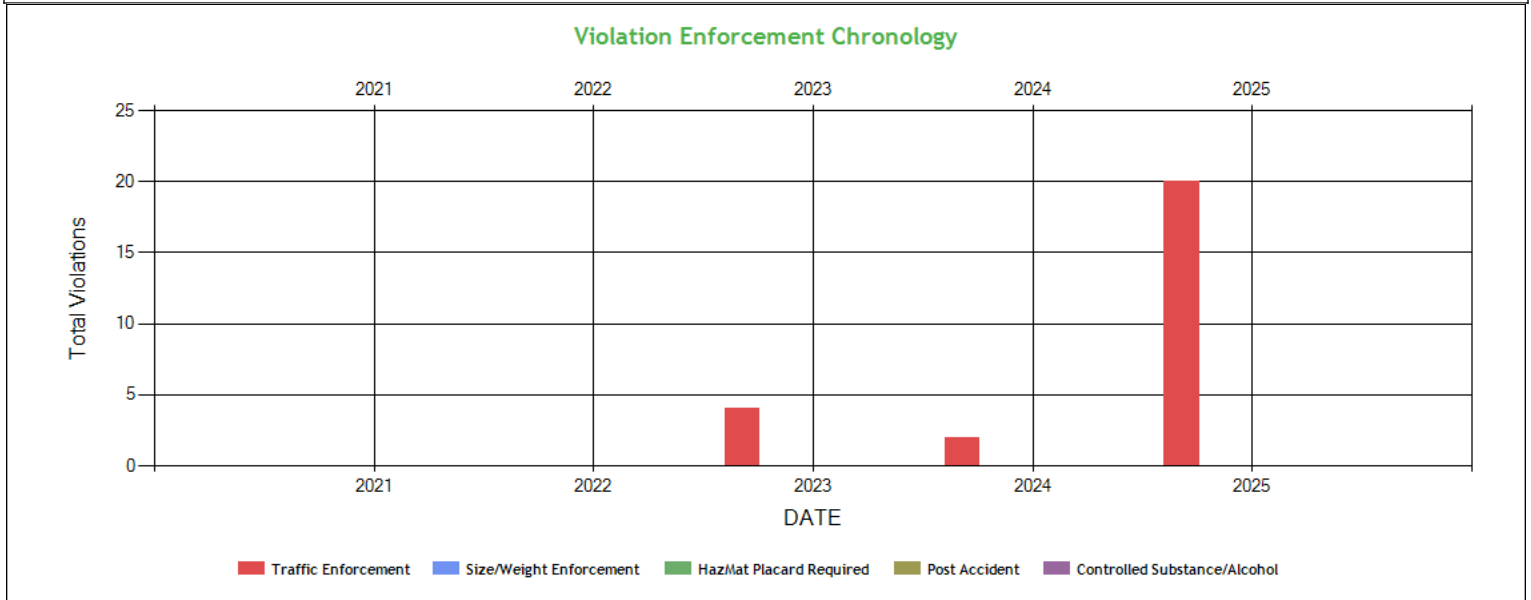
## Violation Summary **ToC**

BASIC	Violation Group	Code	Description	# of Violations	# of OOS Violations	Severity Points
Unsafe Driving	Speeding 4	392.2SLLS4	State/Local Laws - Speeding 15 or more miles per hour over the speed limit.	2	0	10
Vehicle Maintenance	Tires	393.75A3TAOL	TIRES - ALL OTHERS LEAKING OR INFLATION LESS THAN 50% OF THE MAXIMUM INFLATION PRESSURE.	1	1	8
Hours-Of-Service (HOS) Compliance	False Log	395.8E	False report of drivers record of duty status	1	1	7
Vehicle Maintenance	Brakes All Others	393.45B2BAIR	AIR BRAKE - HOSE/TUBING DAMAGED OR NOT SECURED.	1	0	4
Vehicle Maintenance	Inspection Reports	396.17CPI	OPERATING A CMV WITHOUT DOCUMENTATION OF A PERIODIC INSPECTION.	2	0	4
Vehicle Maintenance	Other Vehicle Defect	393.30B	BATTERY - NOT PROTECTED.	1	0	3
Vehicle Maintenance	Emergency Equipment	393.95A1	EMERGENCY EQUIPMENT - FIRE EXTINGUISHERS - NO FIRE EXTINGUISHER PRESENT OR NOT PROPERLY RATED.	1	0	2
Hours-Of-Service (HOS) Compliance	Other Log/Form & Manner	395.24C2IIELDTN	HOS (ELD) - Driver failing to manually input or verify CMV trailer number.	1	0	1
Hours-Of-Service (HOS) Compliance	Other Log/Form & Manner	395.24C2IIIELDSDN	HOS (ELD) - Driver failing to manually input or verify shipping document number.	1	0	1
Hours-Of-Service (HOS) Compliance	Other Log/Form & Manner	395.30B1ELDDFR	HOS (ELD) - DRIVER FAILING TO REVIEW RECORDS AND CERTIFY THE ACCURACY OF THE INFORMATION.	1	0	1
Vehicle Maintenance	Windshield/ Glass/ Markings	393.78AWS	WASHERS - INOPERATIVE WASHING SYSTEM.	1	0	1

No filters were applied when generating this report, see the live report for more options.



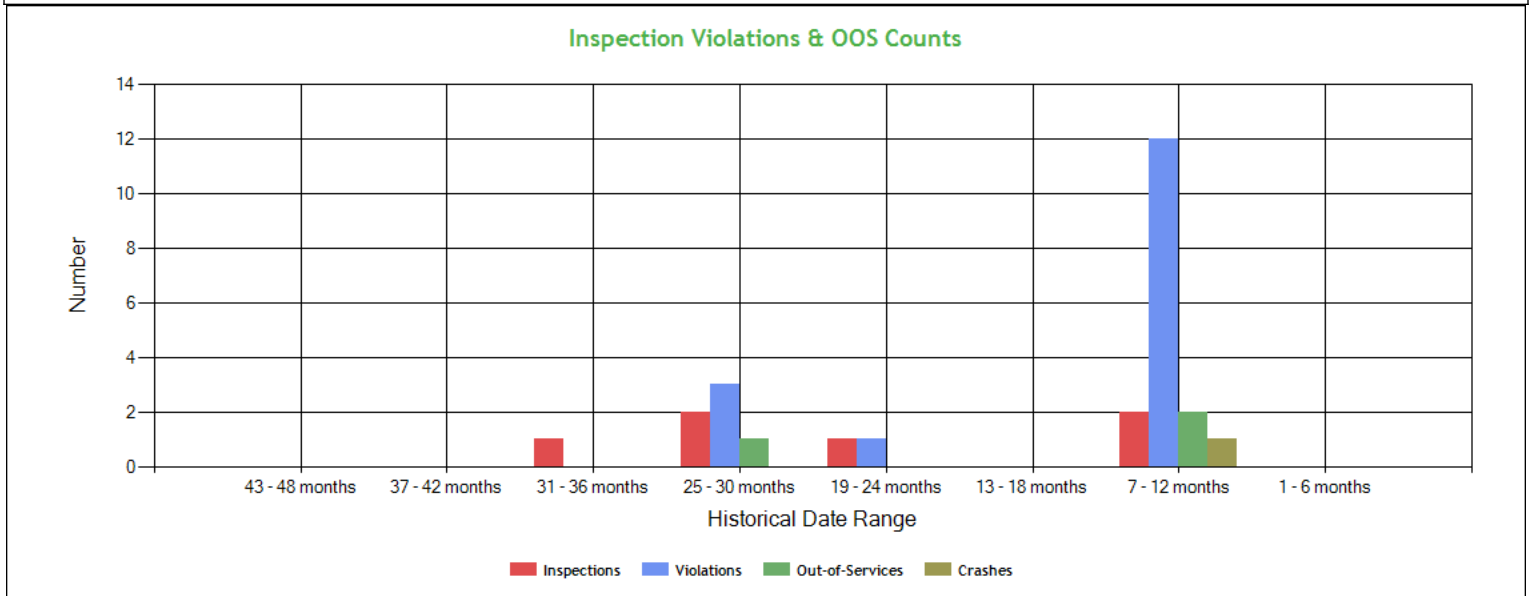
**Violation Enforcement Chronology - Chart ToC**



**Violation Enforcement Chronology - Table ToC**

	2021	2022	2023	2024	2025
Traffic Enforcement	0	0	4	2	20
Size/Weight Enforcement	0	0	0	0	0
HazMat Placard Required	0	0	0	0	0
Post Accident	0	0	0	0	0
Controlled Substance/Alcohol	0	0	0	0	0

**Inspection Violations & OOS Counts - Chart ToC**





**Inspection Violations & OOS Counts - Table** [ToC](#)

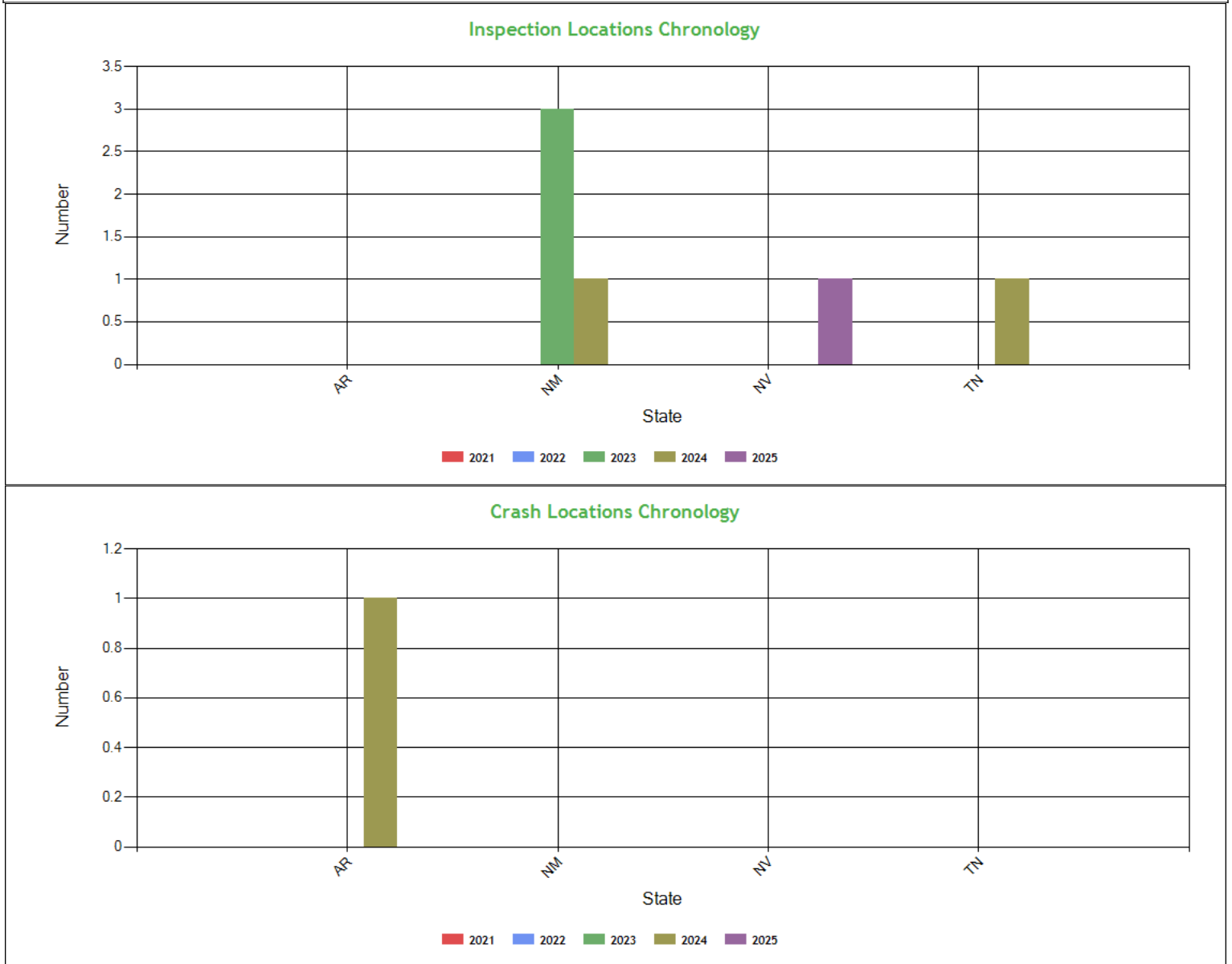
Date Range	Inspections	Violations	Out-of-Services	Crashes
<b>TOTAL</b>	6	16	3	1
<b>1 - 6 months</b>	0	0	0	0
<b>7 - 12 months</b>	2	12	2	1
<b>13 - 18 months</b>	0	0	0	0
<b>19 - 24 months</b>	1	1	0	0
<b>25 - 30 months</b>	2	3	1	0
<b>31 - 36 months</b>	1	0	0	0
<b>37 - 42 months</b>	0	0	0	0
<b>43 - 48 months</b>	0	0	0	0

**Radius of Operation (based on Inspections and Crashes during the past 3 years)** [ToC](#)

	Total	Drive between 0 and 50 miles radius	Drive between 51 and 200 miles radius	Drive between 201 and 300 miles radius	Drive between 301 and 400 miles radius	Drive between 401 and 500 miles radius	Drive between 501 and 600 miles radius	Drive beyond 600 miles radius
<b>Power Units (i.e. unique VINs)</b>	3	0	0	0	0	0	2	1
<b>Percent</b>	100%	0%	0%	0%	0%	0%	66.67%	33.33%



**Inspection & Crash Locations - Chart** [ToC](#)



**Inspection & Crash Locations - Table** [ToC](#)

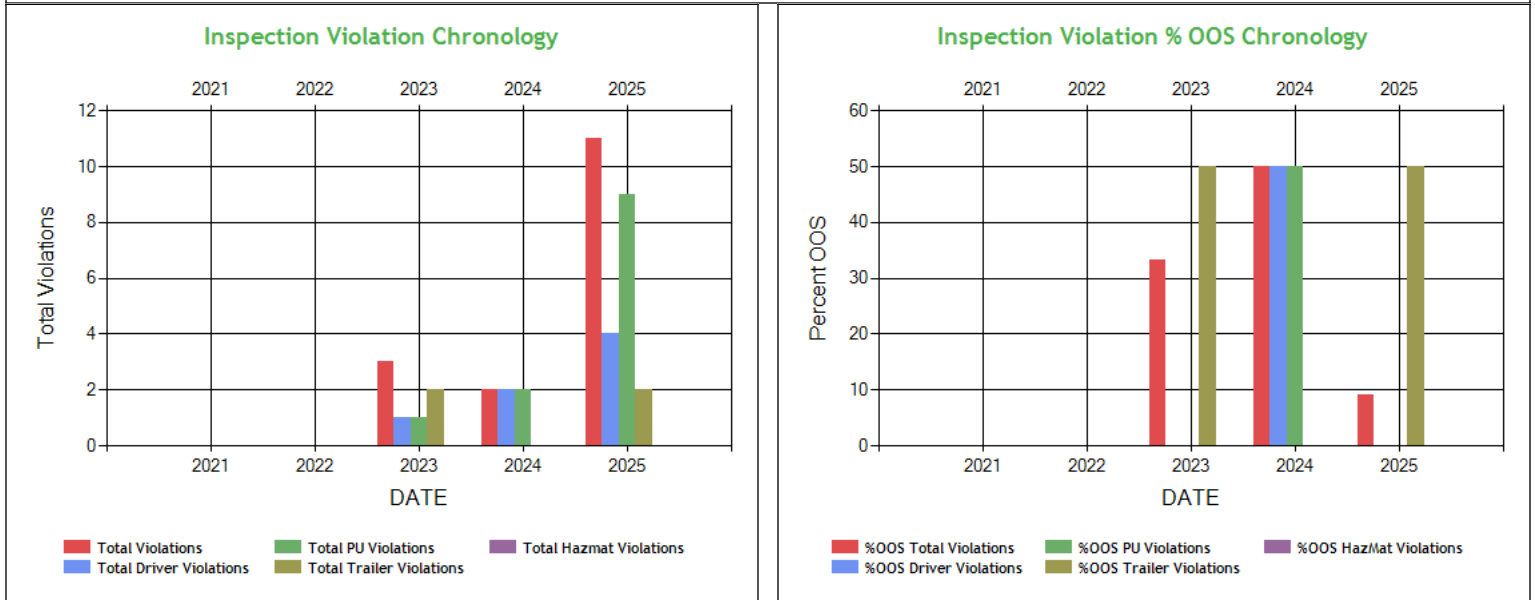
State	Inspections					Violations					Out-of-Services					Crashes				
	2021	2022	2023	2024	2025	2021	2022	2023	2024	2025	2021	2022	2023	2024	2025	2021	2022	2023	2024	2025
TOTAL	0	0	3	2	1	0	0	3	2	11	0	0	1	1	1	0	0	0	1	0
AR	0	0	0	0	0	0	0	0	0	0	0	0	0	0	0	0	0	0	1	0
NM	0	0	3	1	0	0	0	3	1	0	0	0	1	1	0	0	0	0	0	0
NV	0	0	0	0	1	0	0	0	0	11	0	0	0	0	1	0	0	0	0	0
TN	0	0	0	1	0	0	0	0	1	0	0	0	0	0	0	0	0	0	0	0

No hot spot data in the last 12 months





**Inspection Violation % OOS Chronology - Chart ToC**

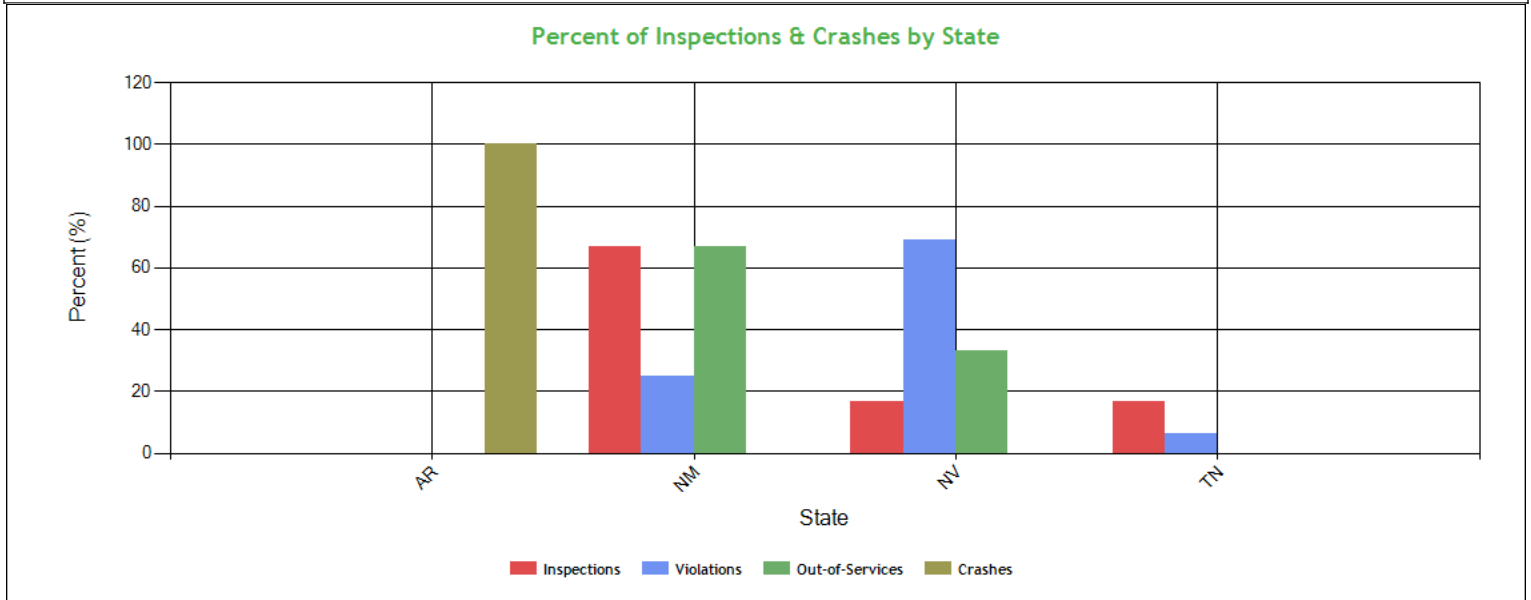


**Inspection Violation % OOS Chronology - Table ToC**

	2021	2022	2023	2024	2025
Total Violations	0	0	3	2	11
Total Out Of Services	0	0	1	1	1
%OOS Total Violations	0	0	33.33	50.0	9.09
Total Driver Violations	0	0	1	2	4
Total Driver Out Of Services	0	0	0	1	0
%OOS Driver Violations	0	0	0	50.0	0
Total PU Violations	0	0	1	2	9
Total PU Out Of Services	0	0	0	1	0
%OOS PU Violations	0	0	0	50.0	0
Total Trailer Violations	0	0	2	0	2
Total Trailer Out Of Services	0	0	1	0	1
%OOS Trailer Violations	0	0	50.0	0	50.0
Total Hazmat Violations	0	0	0	0	0
Total Hazmat Out Of Services	0	0	0	0	0
%OOS HazMat Violations	0	0	0	0	0



Percent of Insp & Crash by State - Chart ToC



Percent of Insp & Crash by State - Table (based on Inspection data from the last 4 years) ToC

State	Inspections		Violations		Out-of-Services		Crashes	
	Total	Percent	Total	Percent	Total	Percent	Total	Percent
	6	100	16	100	3	100	1	100
AR	0	0	0	0	0	0	1	100
NM	4	66.7	4	25	2	66.7	0	0
NV	1	16.7	11	68.8	1	33.3	0	0
TN	1	16.7	1	6.3	0	0	0	0

VIN Insp Summary by State (based on inspection from the last 2 years) ToC

VIN	Insp	Viol Pts	Counts in each State					
			NM		NV		TN	
			Insp	Viol Pts	Insp	Viol Pts	Insp	Viol Pts
TOTALS	13/ 176*	6/ 73**	4	24	1	39	1	10
3AKJGLDR5JSHU5398	3	44	1	7	1	27	1	10
1GRAP0622FT593981	1	12	0	0	1	12	0	0
1JJV532D2JL048387	1	8	1	8	0	0	0	0
1JJV532D7HL016321	1	2	1	2	0	0	0	0
3H3V532C8KR211856	1	0	1	0	0	0	0	0
4V4NC9EH0NN296362	1	0	1	0	0	0	0	0
4V4NC9EJXRN640515	1	7	1	7	0	0	0	0

\*<Total number of inspections for these 7 VIN(s)>/n<Total number of inspections for these 3 state(s)>

\*\*<Total severity sum for these 7 VIN(s)>/n<Total severity sum for these 3 state(s)>

Violations By Unit Type ToC

# of Violations: 13 Total Severity: 56 based on inspections in the last 2 years

Violation Unit: Driver	# of Violations: 6	Total Severity: 30	% of Total: 53.57%
Viol. Group: Speeding 4	# of Violations: 2	Total Severity: 20	% of Total: 35.71%
Violation	Number of Occurrences	Viol. Severity	Total Severity



392.2SLLS4:State/Local Laws - Speeding 15 or more miles per h	2	10	20
Viol. Group: False Log	# of Violations: 1	Total Severity: 7	% of Total: 12.5%
395.8E:False report of drivers record of duty status	1	7	7
Viol. Group: Other Log/Form & Manner	# of Violations: 3	Total Severity: 3	% of Total: 5.36%
395.24C2IIELDTN:HOS (ELD) - Driver failing to manually input or ve	1	1	1
395.24C2IIELSDN:HOS (ELD) - Driver failing to manually input or ve	1	1	1
395.30B1ELDDFR:HOS (ELD) - DRIVER FAILING TO REVIEW RECORDS AND C	1	1	1
Violation Unit: Power Unit	# of Violations: 5	Total Severity: 14	% of Total: 25%
Viol. Group: Inspection Reports	# of Violations: 1	Total Severity: 4	% of Total: 7.14%
Violation	Number of Occurrences	Viol. Severity	Total Severity
396.17CPI:OPERATING A CMV WITHOUT DOCUMENTATION OF A PERIODI	1	4	4
Viol. Group: Brakes All Others	# of Violations: 1	Total Severity: 4	% of Total: 7.14%
393.45B2BAIR:AIR BRAKE - HOSE/TUBING DAMAGED OR NOT SECURED.	1	4	4
Viol. Group: Other Vehicle Defect	# of Violations: 1	Total Severity: 3	% of Total: 5.36%
393.30B:BATTERY - NOT PROTECTED.	1	3	3
Viol. Group: Emergency Equipment	# of Violations: 1	Total Severity: 2	% of Total: 3.57%
393.95A1:EMERGENCY EQUIPMENT - FIRE EXTINGUISHERS - NO FIRE	1	2	2
Viol. Group: Windshield/ Glass/ Markings	# of Violations: 1	Total Severity: 1	% of Total: 1.79%
393.78AWS:WASHERS - INOPERATIVE WASHING SYSTEM.	1	1	1
Violation Unit: Trailer	# of Violations: 2	Total Severity: 12	% of Total: 21.43%
Viol. Group: Tires	# of Violations: 1	Total Severity: 8	% of Total: 14.29%
Violation	Number of Occurrences	Viol. Severity	Total Severity
393.75A3TAOL:TIRES - ALL OTHERS LEAKING OR INFLATION LESS THAN	1	8	8
Viol. Group: Inspection Reports	# of Violations: 1	Total Severity: 4	% of Total: 7.14%
396.17CPI:OPERATING A CMV WITHOUT DOCUMENTATION OF A PERIODI	1	4	4

**Equipment Ownership** **ToC**Equipment Ownership (based on MCS-150 dated 4/25/2025)

	Trucks	Tractors	Trailers	Motor Coaches	Vans
Owned	0	3	3	0	0
Term Leased	0	0	0	0	0
Trip Leased	0	0	0	0	0
Total No.	0	3	3	0	0

**Equipment Details Power Units** **ToC**

VIN	Latest Insp Date	Year	Make	Model	Body Class	Body Type	Axles	Len	Fuel Type
3AKJGLDR5JS HU5398	04/23/2025	2018	FREIGHTLINER	Cascadia	Truck-Tractor	-	-	-	Diesel
4V4NC9EJXRN 640515	12/19/2024	2024	VOLVO TRUCK	-	Truck	-	-	-	Diesel
4V4NC9EH0NN 296362	07/17/2023	2022	VOLVO TRUCK	VNL	Truck-Tractor	-	-	-	-

**Equipment Details Trailers**

VIN	Latest Insp Date	Year	Make	Model	Body Class	Body Type	Axles	Len	Fuel Type
1GRAP0622FT5 93981	04/23/2025	2015	GREAT DANE TRAILERS	Great Dane Trailers	Trailer	-	2	53	-
3H3V532K0PS4 31807	12/19/2024	2023	HYUNDAI TRANSLAD TRAILERS	Hyundai Translead Trailers	Trailer	Van Trailer	2	53	Not Applicable
1GRAP0522FT5 93981	02/15/2024	2015	GREAT DANE TRAILERS	Great Dane Trailers	Trailer	-	2	-	-
1JJV532D7HL01 6321	08/22/2023	2017	WABASH	Dry Van Duraplate	Trailer	Van Trailer	2	53	-
1JJV532D2JL04 8387	07/17/2023	2018	WABASH	Dry Van Duraplate	Trailer	Box or Van Enclosed Trailer	2	53	Not Applicable
3H3V532C8KR2 11856	01/19/2023	2019	HYUNDAI TRANSLAD TRAILERS	HYUNDAI TRANSLAD	Trailer	Van Trailer	2	53	-



Vehicle Age ToC				
Year	# Power Units	PU Percentage	# Trailers	Trailres Percentage
2024	1	50.00%	0	0.00%
2023	0	0.00%	1	33.33%
2018	1	50.00%	0	0.00%
2015	0	0.00%	2	66.67%
Based on 24 months of inspection data, see the live report for more options				

States of Power Unit Registrations ToC			
State	NM	NV	TN
Number of Power Units	3	1	1

Equipment Acquisitions - Table ToC						
	Power Units inspected for 1st time in past 12 months	Power Units inspected for 1st time in past 24 months	Power Units inspected during entire date range	Trailers inspected for 1st time in past 12 months	Trailers inspected for 1st time in past 24 months	Trailers inspected during entire date range
Unique VINs	2	2	3	2	3	6
Unique License Plates	2	2	3	2	3	6
License Plate States	1	1	2	1	2	4

Driver Details ToC Driver Details (based on MCS-150 dated 4/25/2025)			
	Within 100 mi	Beyond 100 mi	TOTAL
# Drivers Interstate	0	3	3
# Drivers Intrastate	0	0	0
TOTAL	0	3	/
Avg. # Trip Lease Drivers/Mo: 0 # Drivers Grand Total: 3 # Drivers Commercially Licensed: 3			

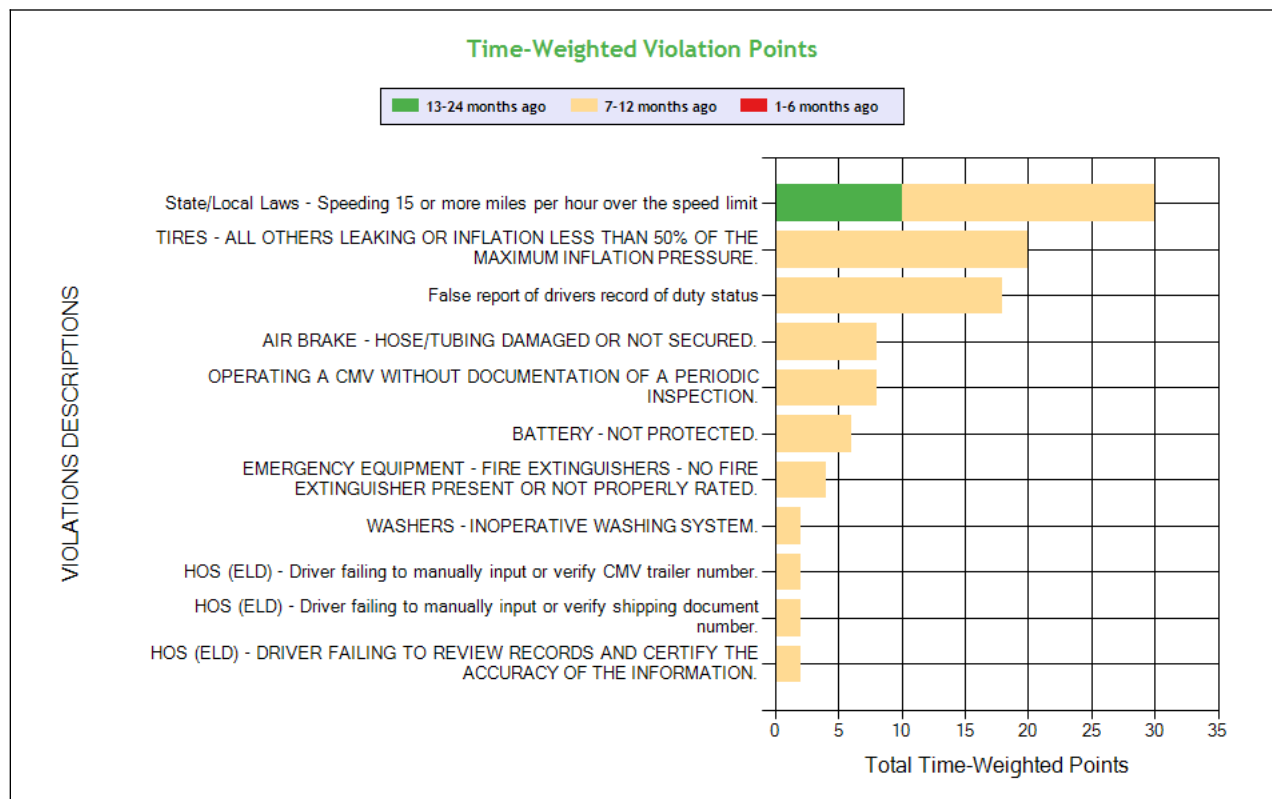
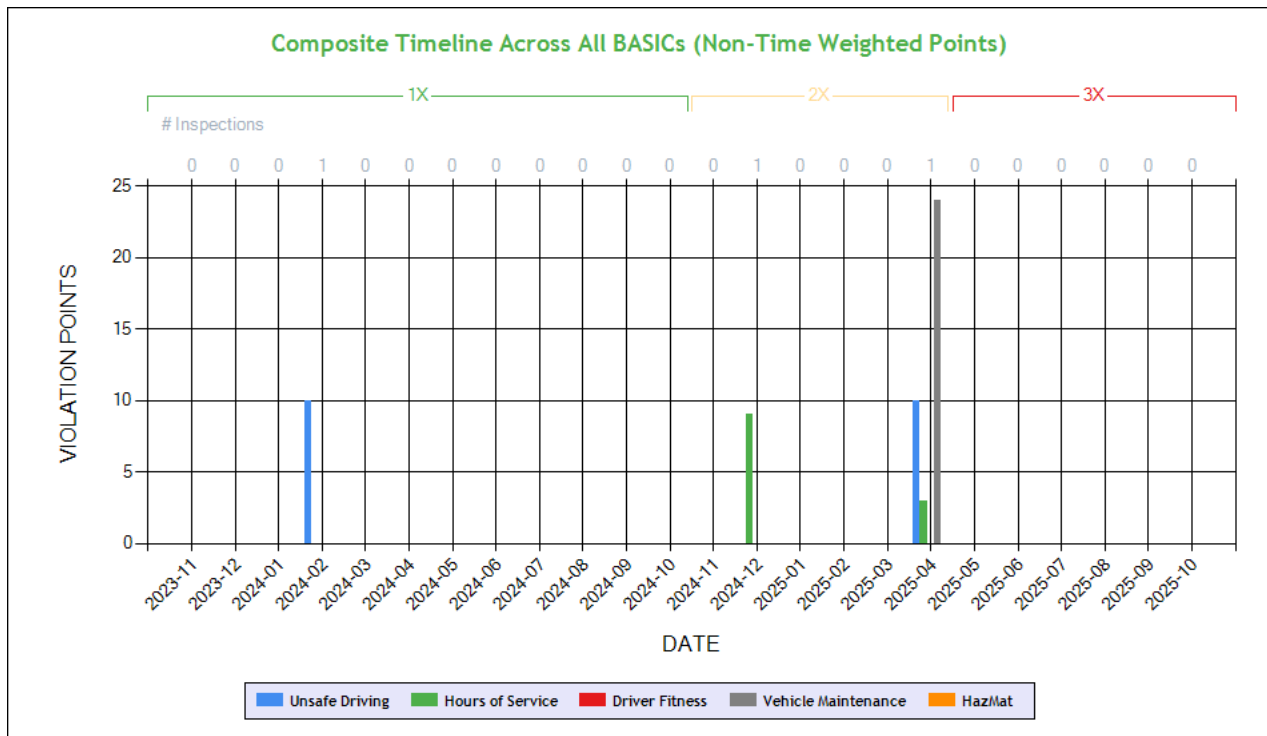
Shared VIN Summary ToC
No Data

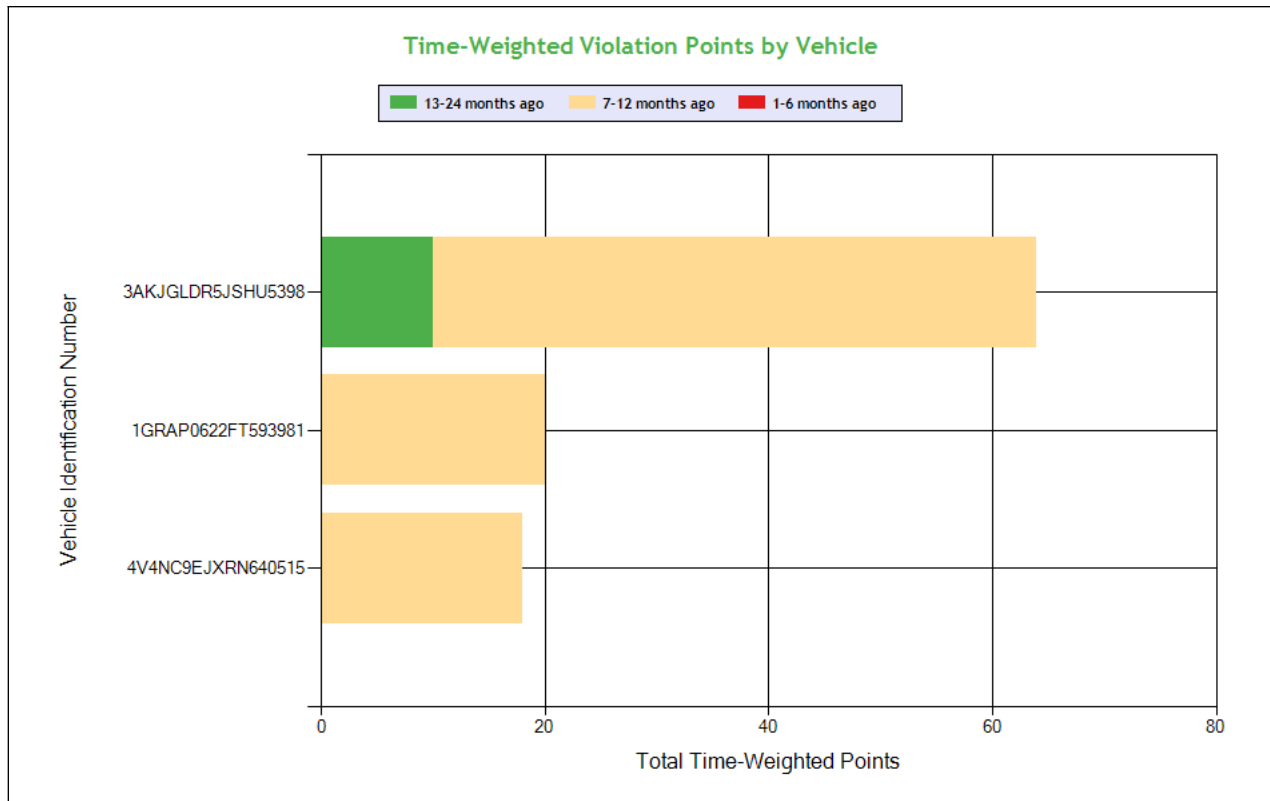
**SHIPPERS DETAIL ToC** based on Inspection results for the last 4 years

Shipper Name	Number of Inspections	Shipper Name	Number of Inspections
No Shipper listed	1	BRADSHAW HOME	1
KELLOGG	1	LINKW TECHNOLOGY LOGISTICS INC	1
PUMA	1	SAME	1



## Carrier Underwriting Report Safety Summary ToC





See the Excel file for the complete analysis

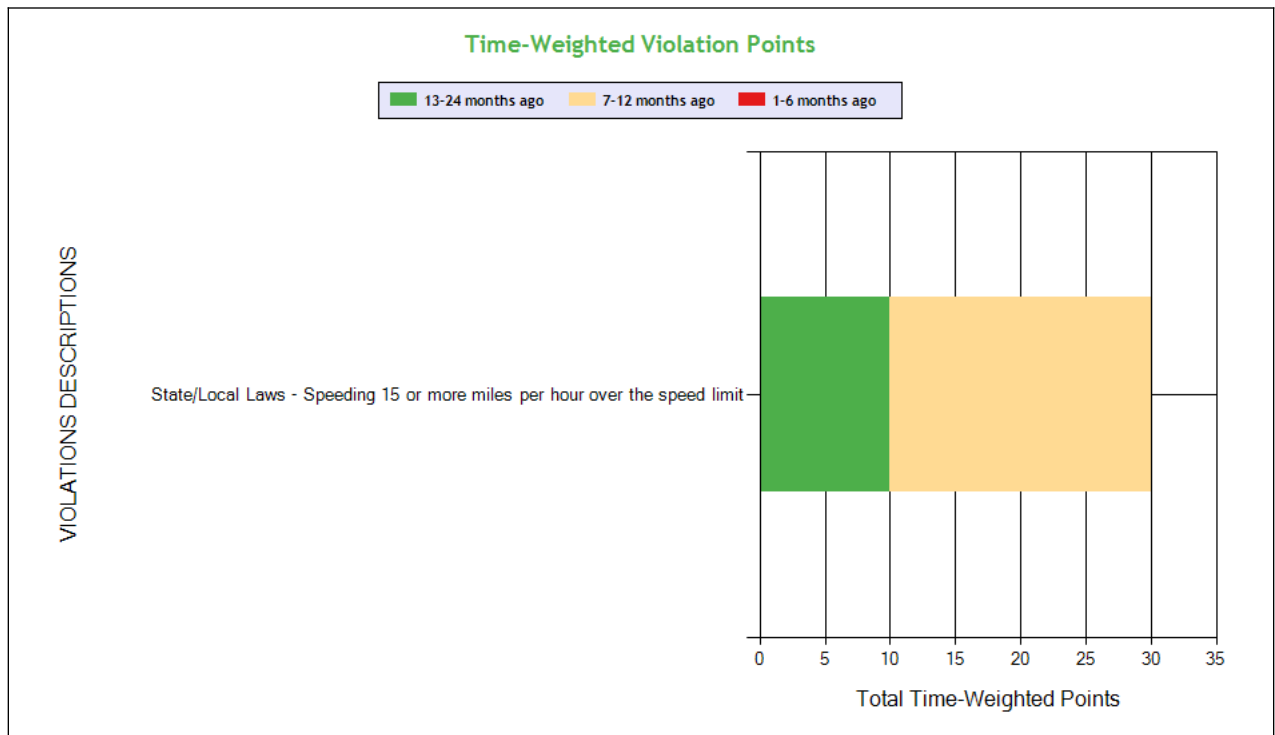
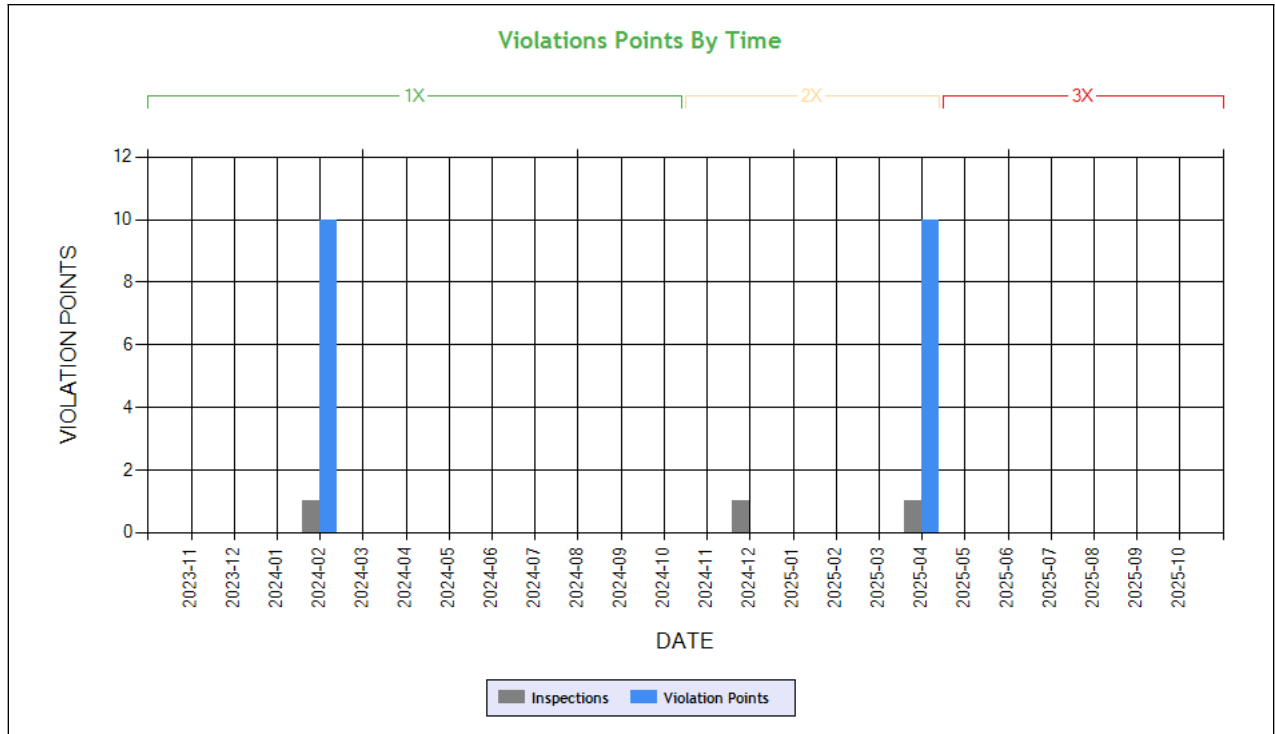
# Violations is in (1-6/7-12/13-24mo)

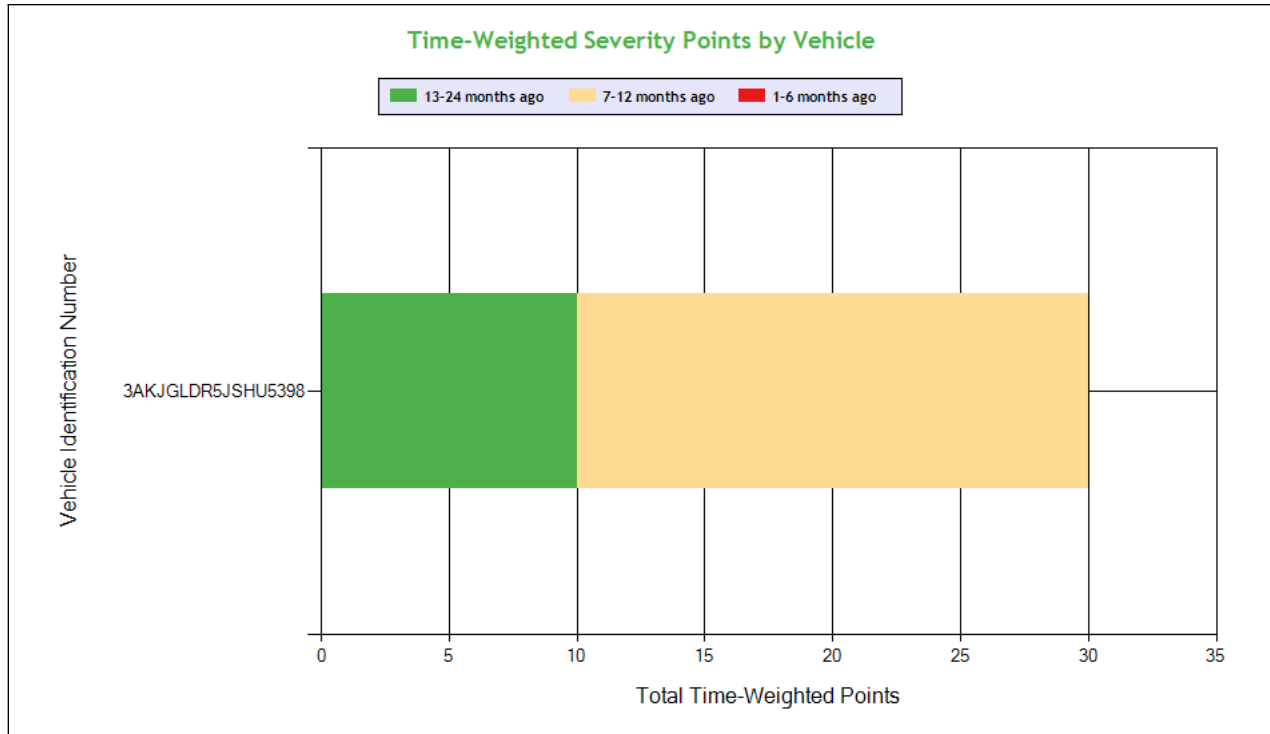
Shaded = Out Of Service Violation												
Violation Group			Speeding 4	Tires	False Log	Inspection Reports	Brakes All Others	Other Vehicle Defect	Emergency Equipment	Other Log/Form & Manner	Other Log/Form & Manner	Other Log/Form & Manner
Violation Description	Total Time-weighted Points by VIN	% of Total Time-weighted Points by VIN	State/Local Laws - Speeding 15 or more miles per hour over the speed limit	TIRES - ALL OTHERS LEAKING OR INFLATION LESS THAN 50% OF THE MAXIMUM INFLATION PRESSURE.	False report of drivers record of duty status	OPERATING A CMV WITHOUT DOCUMENTATION OF A PERIODIC INSPECTION.	AIR BRAKE - HOSE/TUBING DAMAGED OR NOT SECURED.	BATTERY - NOT PROTECTED.	EMERGENCY EQUIPMENT - FIRE EXTINGUISHERS - NO FIRE EXTINGUISHER PRESENT OR NOT PROPERLY RATED.	HOS (ELD) - Driver failing to manually input or verify CMV trailer number.	HOS (ELD) - Driver failing to manually input or verify shipping document number.	HOS (ELD) - DRIVER FAILING TO REVIEW RECORDS AND CERTIFY THE ACCURACY OF THE INFORMATION.
Driver Resp			Yes	Yes	Yes	No	Yes	Yes	Yes	No	Yes	Yes
Total Time-weighted Points			30	20	18	8	8	6	4	2	2	2
% Total Time-Wt Pts			29.41	19.61	17.65	7.84	7.84	5.88	3.92	1.96	1.96	1.96
3AKJGLDR5JSHU5398	64	62.75	30 (0/1/1)			8 (0/1/0)	8 (0/1/0)	6 (0/1/0)	4 (0/1/0)	2 (0/1/0)	2 (0/1/0)	2 (0/1/0)
1GRAP0622FT593981	20	19.61		20 (0/1/0)								
4V4NC9EJXRN640515	18	17.65			18 (0/1/0)							



## SAFETY ANALYSIS ToC

### Unsafe Driving





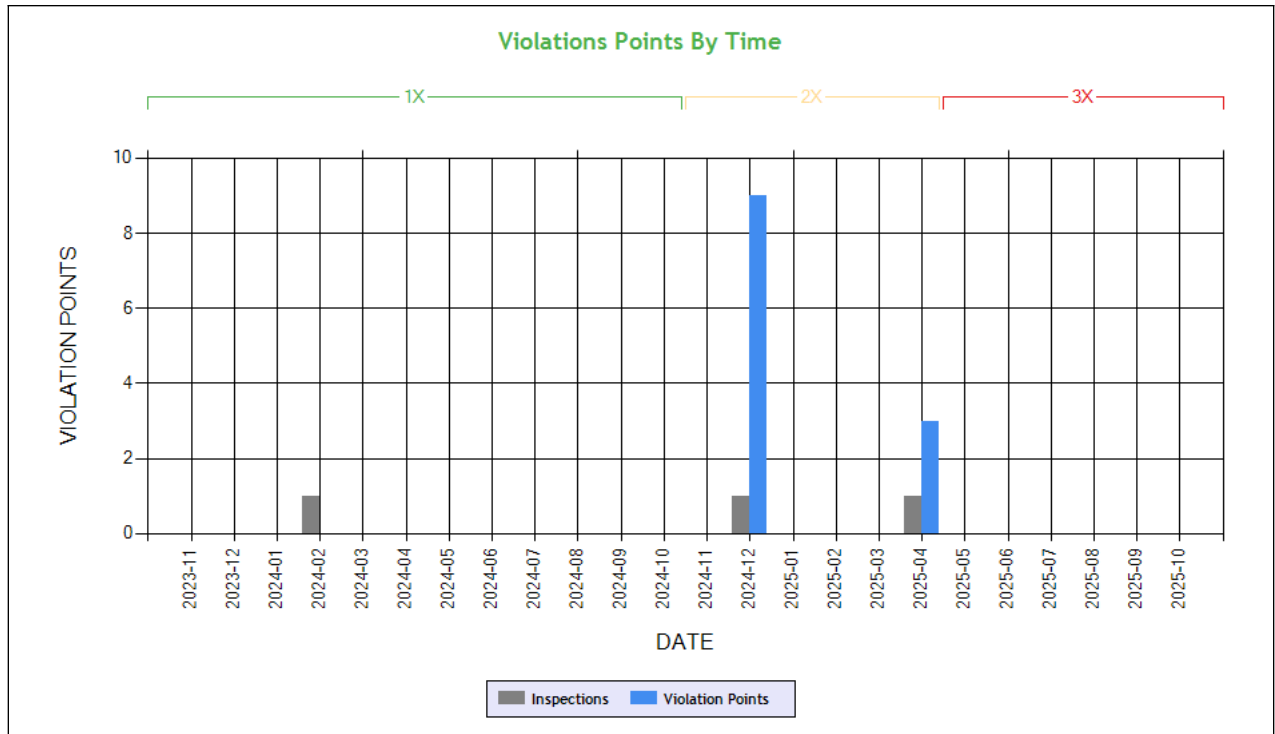
See the Excel file for the complete analysis

# Violations is in (1-6/7-12/13-24mo)

Shaded = Out Of Service Violation			
Violation Group			Speeding 4
Violation Description	Total Time-weighted Points by VIN	% of Total Time-weighted Points by VIN	State/Local Laws - Speeding 15 or more miles per hour over the speed limit
Driver Resp			Yes
Total Time-weighted Points			30
% Total Time-Wt Pts			100
3AKJGLDR5JSHU5398	30	100	30 (0/1/1)

## HOS Compliance

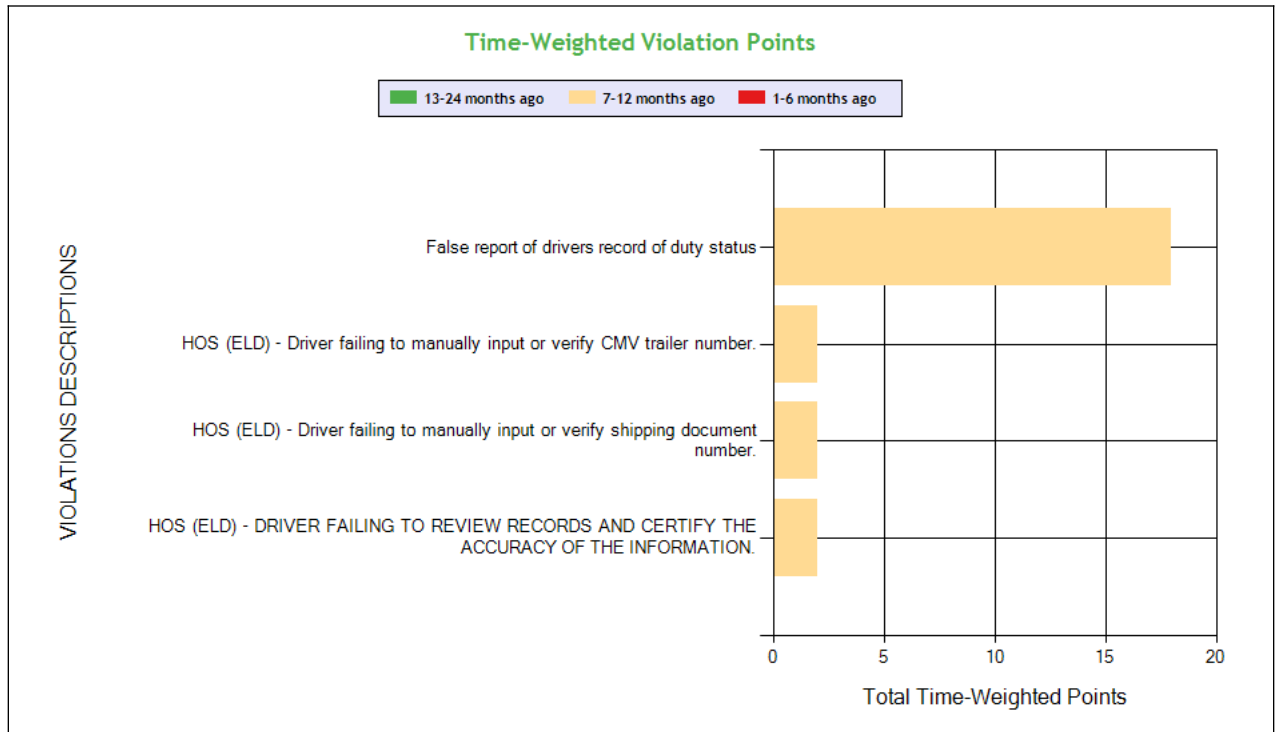




**Carrier Software**  
 1-800-646-5152  
 info@CarrierSoftware.com

**CONFIDENTIAL - Intended for use by Amerigo Insurance Agency - Date: 12/2/2025**

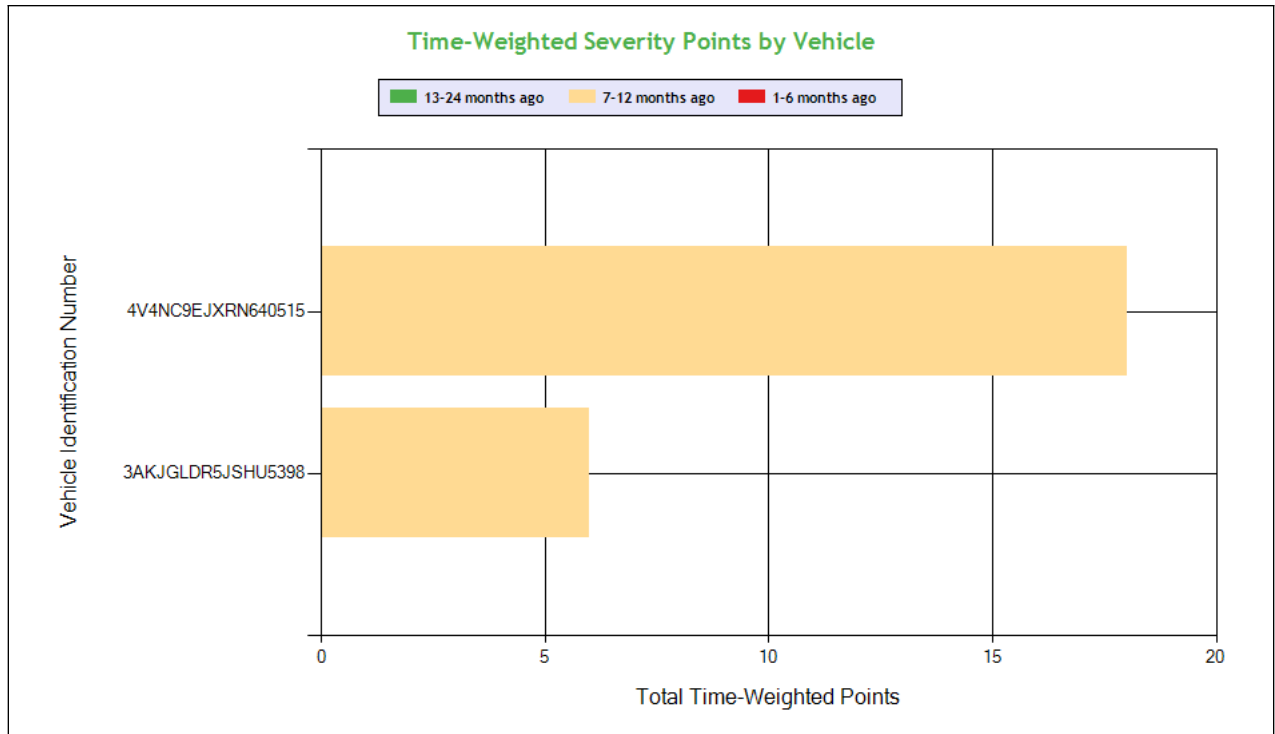
**RK LOGISTIC INC - DOT# 3729177 / MC1315718**



See the Excel file for the complete analysis

# Violations is in (1-6/7-12/13-24mo)

Shaded = Out Of Service Violation



**Carrier Software**  
 1-800-646-5152  
 info@CarrierSoftware.com

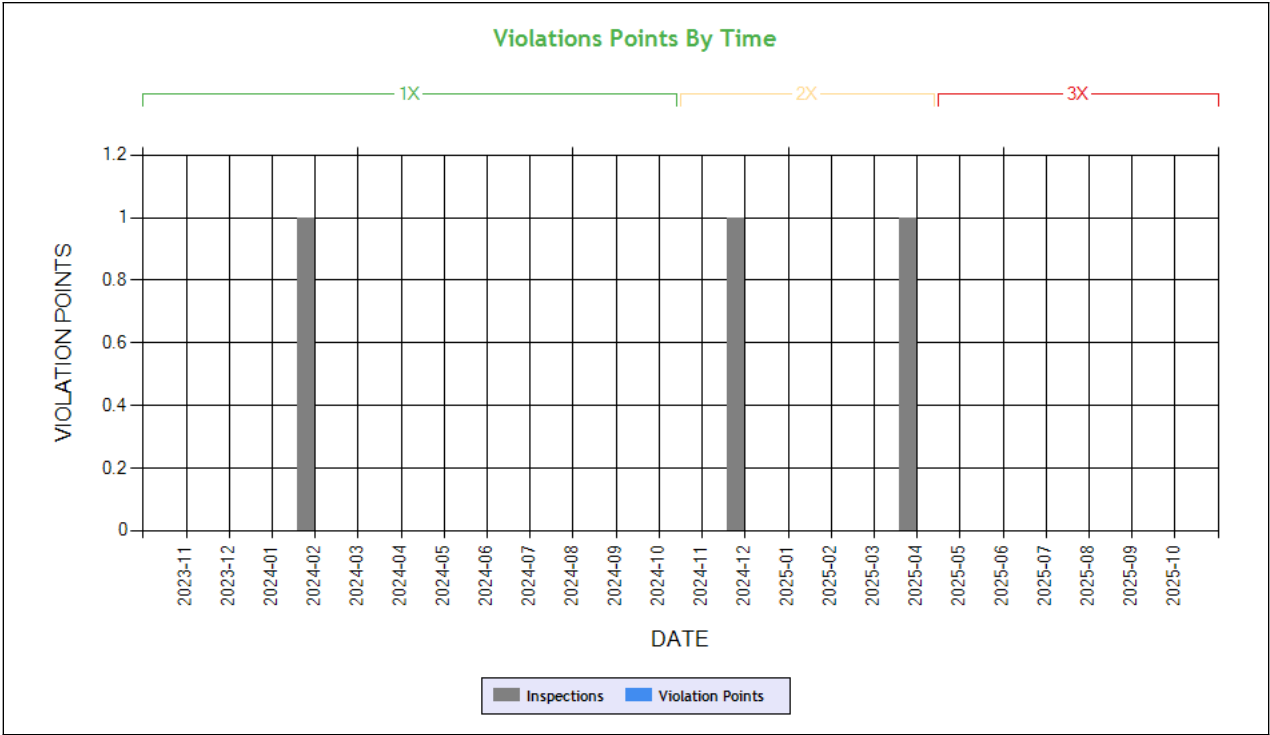
**CONFIDENTIAL - Intended for use by Amerigo Insurance Agency - Date: 12/2/2025**

**RK LOGISTIC INC - DOT# 3729177 / MC1315718**

Violation Group			False Log	Other Log/Form & Manner	Other Log/Form & Manner	Other Log/Form & Manner
Violation Description	Total Time-weighted Points by VIN	% of Total Time-weighted Points by VIN	False report of drivers record of duty status	HOS (ELD) - Driver failing to manually input or verify CMV trailer number.	HOS (ELD) - Driver failing to manually input or verify shipping document number.	HOS (ELD) - DRIVER FAILING TO REVIEW RECORDS AND CERTIFY THE ACCURACY OF THE INFORMATION.
Driver Resp			Yes	No	Yes	Yes
Total Time-weighted Points			18	2	2	2
% Total Time-Wt Pts			75.00	8.33	8.33	8.33
4V4NC9EJXRN640515	18	75.00	18 (0/1/0)			
3AKJGLDR5JSHU5398	6	25.00		2 (0/1/0)	2 (0/1/0)	2 (0/1/0)



**Driver Fitness**



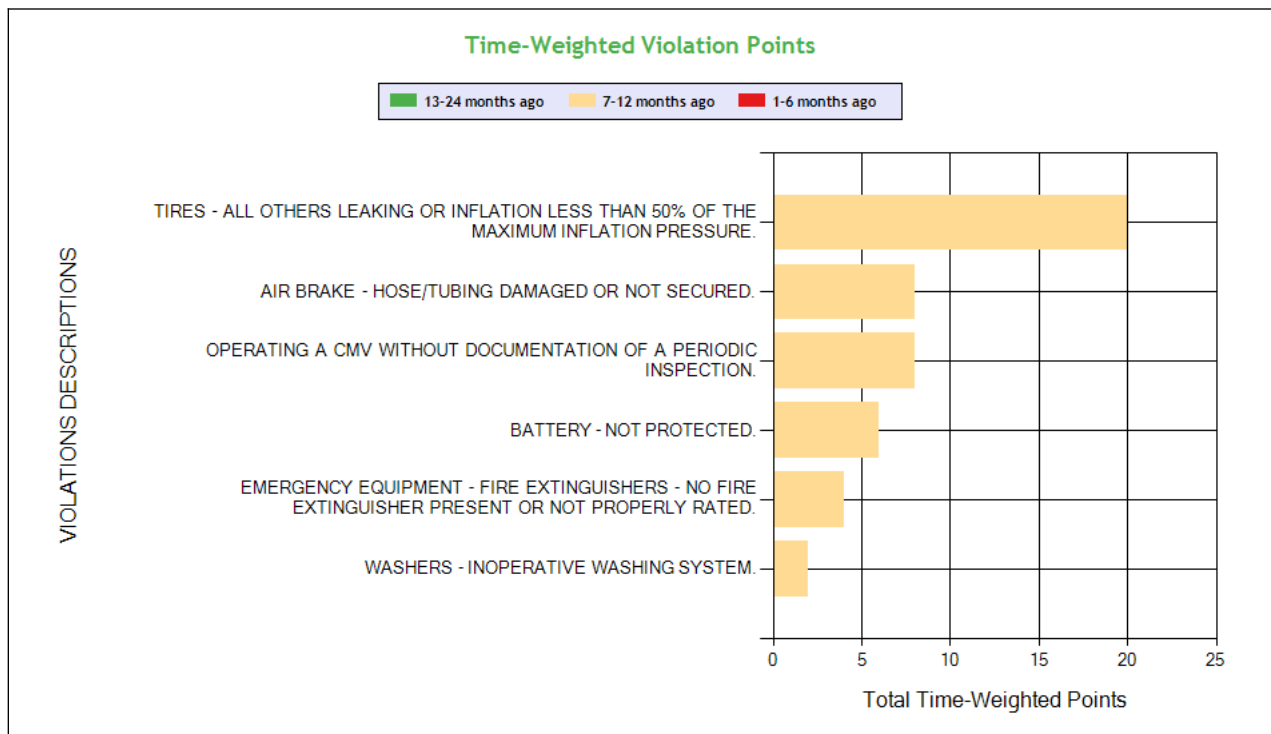
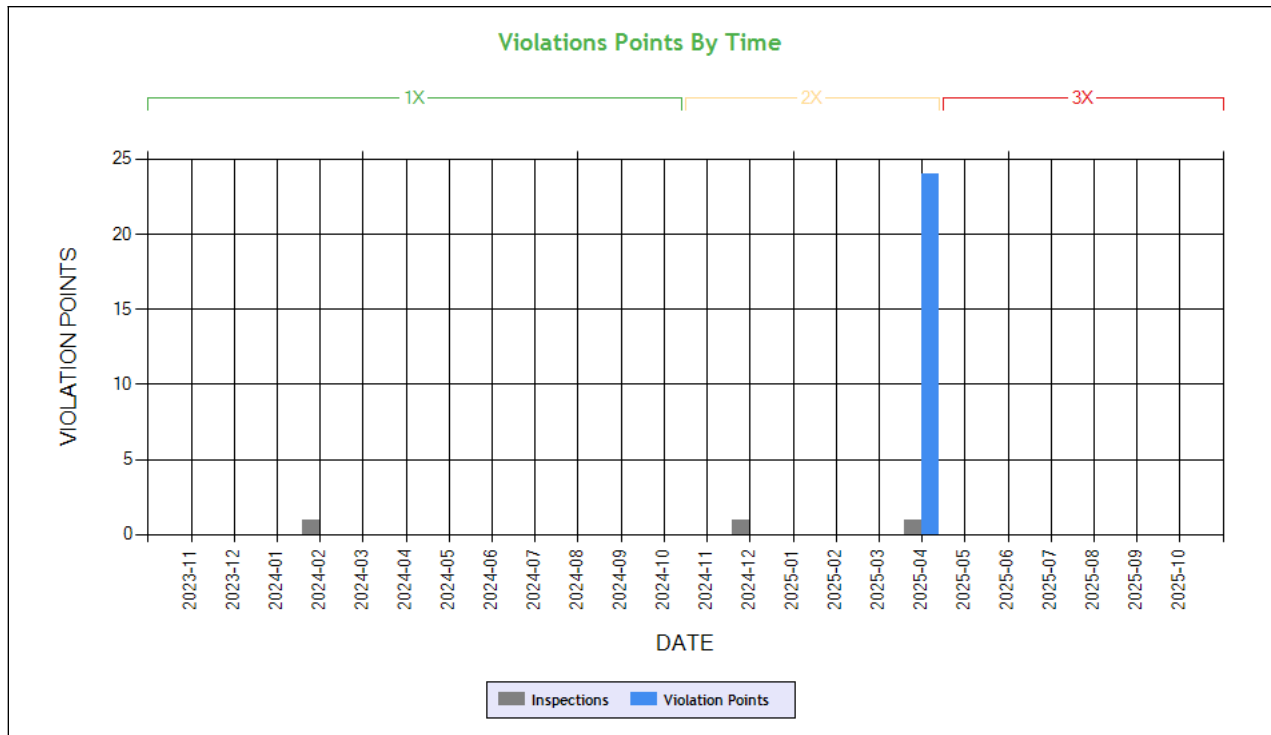
**Time-Weighted Violation Points - no data available to draw a chart**  
**Time-Weighted Severity Points by Vehicle - no data available to draw a chart**

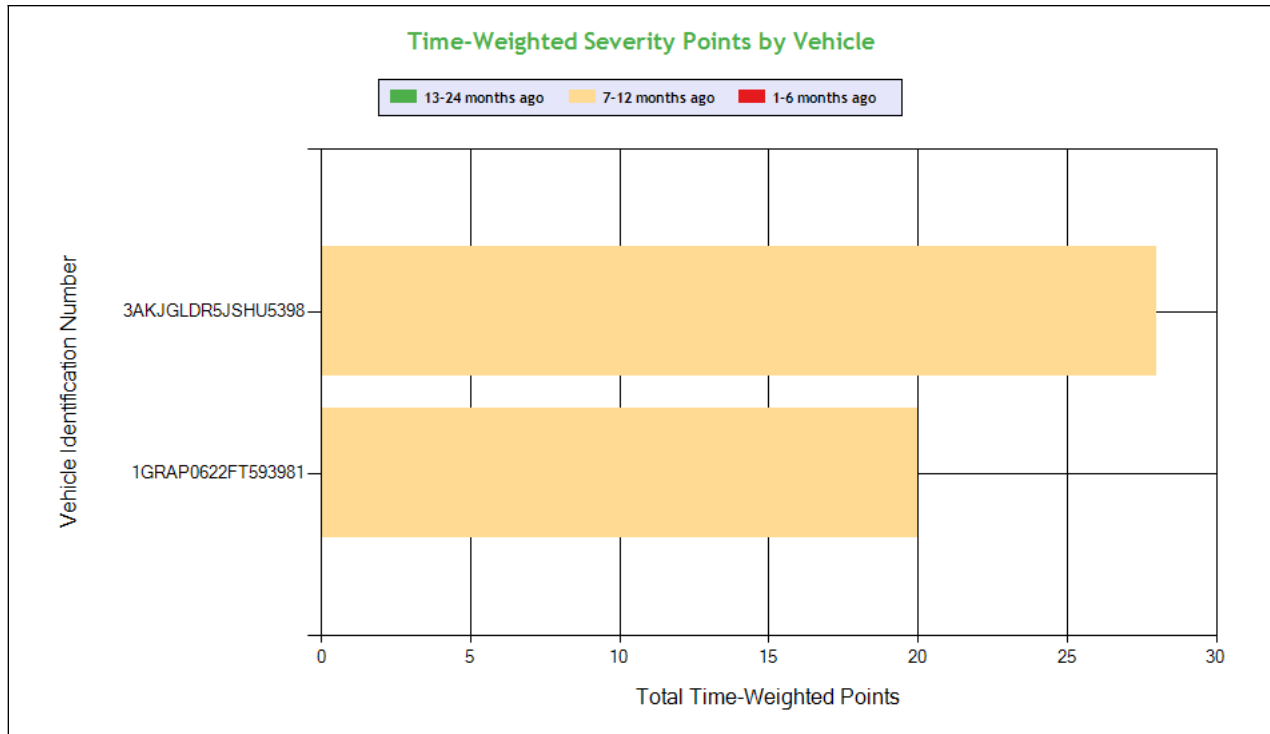
See the Excel file for the complete analysis # Violations is in (1-6/7-12/13-24mo)

Shaded = Out Of Service Violation		
Violation Group		
Violation Description	Total Time-weighted Points by VIN	% of Total Time-weighted Points by VIN
Driver Resp		
Total Time-weighted Points		
% Total Time-Wt Pts		



## Vehicle Maintenance





**Carrier Software**  
 1-800-646-5152  
 info@CarrierSoftware.com

**CONFIDENTIAL - Intended for use by Amerigo Insurance Agency - Date: 12/2/2025**

**RK LOGISTIC INC - DOT# 3729177 / MC1315718**

See the Excel file for the complete analysis

# Violations is in (1-6/7-12/13-24mo)

Shaded = Out Of Service Violation								
Violation Group			Tires	Brakes All Others	Inspection Reports	Other Vehicle Defect	Emergency Equipment	Windshield/ Glass/ Markings
Violation Description	Total Time-weighted Points by VIN	% of Total Time-weighted Points by VIN	TIRES - ALL OTHERS LEAKING OR INFLATION LESS THAN 50% OF THE MAXIMUM INFLATION PRESSURE.	AIR BRAKE - HOSE/TUBING DAMAGED OR NOT SECURED.	OPERATING A CMV WITHOUT DOCUMENTATION OF A PERIODIC INSPECTION.	BATTERY - NOT PROTECTED.	EMERGENCY EQUIPMENT - FIRE EXTINGUISHERS - NO FIRE EXTINGUISHER PRESENT OR NOT PROPERLY RATED.	WASHERS - INOPERATIVE WASHING SYSTEM.
Driver Resp			Yes	Yes	No	Yes	Yes	Yes
Total Time-weighted Points			20	8	8	6	4	2
% Total Time-Wt Pts			41.67	16.67	16.67	12.50	8.33	4.17
3AKJGLDR5JSHU5398	28	58.33		8 (0/1/0)	8 (0/1/0)	6 (0/1/0)	4 (0/1/0)	2 (0/1/0)
1GRAP0622FT593981	20	41.67	20 (0/1/0)					

#### COLOR CODED CRASH TABLE ToC

Color KEY	Color Code		
	Green	Orange	Red
Citation	No	Unknown	Yes
HazMat Release	No		Yes
Tow Away	No	Yes	
Time Weight	1	2	3
Severity Weight	1		2-3
Injuries	0	1-2	3 or more
Fatalities	0		1 or more
Vehicles in Crash	0-1	2	3 or more



Light Condition	Daylight	Dawn; Dusk	Dark- Not Lighted; Dark-Lighted; Dark- Unknown Roadway Lighting
Road Surface	Dry	Wet; Water(Standing, Moving); Slush	Snow; Ice; Sand; Mud; Dirt; Oil or Gravel
Weather Condition	No Adverse Conditions	Rain; Sleet; Blowing Sand; Soil, Dirt Or Snow	Snow; Fog; Severe Crosswinds

	Driver Name
4V4NC9EH6PN605433	VIN
2	Time Weight
2	Severity Weight
0	Fatalities
1	Injuries
Unknown	Citation
Wet	Road Surface Condition
Rain	Weather Condition
Daylight	Light Condition
Y	Tow-Away
	HM Released
2	Vehicles In Crash
Seq. #1: Collision involving motor vehicle in transport;	Sequence of Events
AR	Crash State
AR2024582583	Report Number
12/24/2024	Date
Tractor/Semitrailer	Vehicle Configuration
Van/Enclosed Box	Cargo Body Type
31	Driver Age
NY	Driver License State

**INSPECTIONS WITH SHARED EQUIPMENT:**

**No Data**



**LEGEND**

**Vehicle Information**

**Inspection for DOT # being analyzed**

**Inspection for Different DOT #**

**Crash Information for specific VIN**

**INSPECTION DETAILS for ALL Inspections**

PDF shows the first 100 Power Unit & Trailer VINs with most recent inspections using data from the last 4 years

**POWER UNIT Inspections Section**

VIN: 3AKJGLDR5JSHU5398				Unit: Truck Tractor		Year: 2018	Make: FREIGHTLINER	
Crash Report No.	DOT	Date	State	Fatalities	Injuries	Tow Away	Vehicles Involved	
OK0021025461	3177064	11/01/2021	OK	0	0	Yes	2	
DOT No: 3729177		Docket No: MC1315718		Name: RK LOGISTIC INC			Interstate: Yes	
Date	Unit License	Unit Lic State	Violation Unit	Violation Description		Severity	OOS	Citation
04/23/2025	YP43259	CA	1	393.30B - BATTERY - NOT PROTECTED.		3	No	
04/23/2025	YP43259	CA	1	393.45B2BAIR - AIR BRAKE - HOSE/TUBING DAMAGED OR NOT SECURED.		4	No	
04/23/2025	YP43259	CA	1	393.78AWS - WASHERS - INOPERATIVE WASHING SYSTEM.		1	No	
04/23/2025	YP43259	CA	1	393.95A1 - EMERGENCY EQUIPMENT - FIRE EXTINGUISHERS - NO FIRE EXTINGUISHER PRESENT OR NOT PROPERLY RATED.		2	No	
04/23/2025	YP43259	CA	1	396.17CPI - OPERATING A CMV WITHOUT DOCUMENTATION OF A PERIODIC INSPECTION.		4	No	
04/23/2025	YP43259	CA	D	392.2SLLS4 - State/Local Laws - Speeding 15 or more miles per hour over the speed limit		10	No	
04/23/2025	YP43259	CA	D	395.24C2IIELDTN - HOS (ELD) - Driver failing to manually input or verify CMV trailer number.		1	No	
04/23/2025	YP43259	CA	D	395.24C2IIIELDSDN - HOS (ELD) - Driver failing to manually input or verify shipping document number.		1	No	
04/23/2025	YP43259	CA	D	395.30B1ELDDFR - HOS (ELD) - DRIVER FAILING TO REVIEW RECORDS AND CERTIFY THE ACCURACY OF THE INFORMATION.		1	No	
02/15/2024	YP43259	CA	D	392.2SLLS4 - State/Local Laws - Speeding 15 or more miles per hour over the speed limit		10	No	WARNING
08/22/2023	YP43259	CA	D	392.16 - Failing to use seat belt while operating CMV		7	No	
DOT No: 3344111		Docket No: MC1067889		Name: CS TRANSPORTATION LLC			Interstate: Yes	
Date	Unit License	Unit Lic State	Violation Unit	Violation Description		Severity	OOS	Citation
01/16/2022	XP94505	CA	1	390.19B2BIENNIAL		0	No	
01/16/2022	XP94505	CA	D	392.2ML - Failure to Maintain Lane		5	No	WARNING
DOT No: 3706		Docket No: MC140665		Name: NEW PRIME INC			Interstate: Yes	
Date	Unit License	Unit Lic State	Violation Unit	Violation Description		Severity	OOS	Citation
01/31/2020	67AP1Z	MO	-	-		-	-	-
10/29/2018	67AP1Z	MO	-	-		-	-	-

VIN: 4V4NC9EJXRN640515				Unit: Truck Tractor		Year: 2024	Make: VOLVO TRUCK	
DOT No: 3729177		Docket No: MC1315718		Name: RK LOGISTIC INC			Interstate: Yes	
Date	Unit License	Unit Lic State	Violation Unit	Violation Description		Severity	OOS	Citation
12/19/2024	ZP04798	CA	D	395.8E - False report of drivers record of duty status		7	Yes	

VIN: 4V4NC9EH0NN296362				Unit: Truck Tractor		Year: 2022	Make: VOLVO TRUCK	
DOT No: 4131531		Docket No: MC1582170		Name: MAHADEV LOGISTICS LLC			Interstate: Yes	



Date	Unit License	Unit Lic State	Violation Unit	Violation Description	Severity	OOS	Citation
04/16/2025	ZP38055	CA	D	392.16 - Failing to use seat belt while operating CMV	7	No	EY35513
04/26/2024	PWU6122	OH	D	392.2SLLS2 - State/Local Laws - Speeding 6-10 miles per hour over the speed limit	4	No	
<b>DOT No: 3729177</b>		<b>Docket No: MC1315718</b>		<b>Name: RK LOGISTIC INC</b>		<b>Interstate: Yes</b>	
Date	Unit License	Unit Lic State	Violation Unit	Violation Description	Severity	OOS	Citation
07/17/2023	PWU6413	OH	-	-	-	-	-
01/19/2023	PWU6122	OH	-	-	-	-	-
<b>DOT No: 3231833</b>		<b>Docket No: MC1013441</b>		<b>Name: BHULLAR TRANSPORT GROUP LLC</b>		<b>Interstate: Yes</b>	
Date	Unit License	Unit Lic State	Violation Unit	Violation Description	Severity	OOS	Citation
05/26/2022	YP43324	CA	D	392.2FC - Following too close	5	No	
02/20/2022	YP43324	CA	-	-	-	-	-

### TRAILER Inspections Section

<b>VIN: 3AKJGLDR5JSHU5398</b>		<b>Unit: Truck Tractor</b>			<b>Year: 2018</b>	<b>Make: FREIGHTLINER</b>	
<b>Crash Report No.</b>	<b>DOT</b>	<b>Date</b>	<b>State</b>	<b>Fatalities</b>	<b>Injuries</b>	<b>Tow Away</b>	<b>Vehicles Involved</b>
OK0021025461	3177064	11/01/2021	OK	0	0	Yes	2
<b>DOT No: 3729177</b>		<b>Docket No: MC1315718</b>		<b>Name: RK LOGISTIC INC</b>		<b>Interstate: Yes</b>	
Date	Unit License	Unit Lic State	Violation Unit	Violation Description	Severity	OOS	Citation
04/23/2025	YP43259	CA	1	393.30B - BATTERY - NOT PROTECTED.	3	No	
04/23/2025	YP43259	CA	1	393.45B2BAIR - AIR BRAKE - HOSE/TUBING DAMAGED OR NOT SECURED.	4	No	
04/23/2025	YP43259	CA	1	393.78AWS - WASHERS - INOPERATIVE WASHING SYSTEM.	1	No	
04/23/2025	YP43259	CA	1	393.95A1 - EMERGENCY EQUIPMENT - FIRE EXTINGUISHERS - NO FIRE EXTINGUISHER PRESENT OR NOT PROPERLY RATED.	2	No	
04/23/2025	YP43259	CA	1	396.17CPI - OPERATING A CMV WITHOUT DOCUMENTATION OF A PERIODIC INSPECTION.	4	No	
04/23/2025	YP43259	CA	D	392.2SLLS4 - State/Local Laws - Speeding 15 or more miles per hour over the speed limit	10	No	
04/23/2025	YP43259	CA	D	395.24C2IIELDTN - HOS (ELD) - Driver failing to manually input or verify CMV trailer number.	1	No	
04/23/2025	YP43259	CA	D	395.24C2IIELDSDN - HOS (ELD) - Driver failing to manually input or verify shipping document number.	1	No	
04/23/2025	YP43259	CA	D	395.30B1ELDDFR - HOS (ELD) - DRIVER FAILING TO REVIEW RECORDS AND CERTIFY THE ACCURACY OF THE INFORMATION.	1	No	
02/15/2024	YP43259	CA	D	392.2SLLS4 - State/Local Laws - Speeding 15 or more miles per hour over the speed limit	10	No	WARNING
08/22/2023	YP43259	CA	D	392.16 - Failing to use seat belt while operating CMV	7	No	
<b>DOT No: 3344111</b>		<b>Docket No: MC1067889</b>		<b>Name: CS TRANSPORTATION LLC</b>		<b>Interstate: Yes</b>	
Date	Unit License	Unit Lic State	Violation Unit	Violation Description	Severity	OOS	Citation
01/16/2022	XP94505	CA	1	390.19B2BIENNIAL	0	No	
01/16/2022	XP94505	CA	D	392.2ML - Failure to Maintain Lane	5	No	WARNING
<b>DOT No: 3706</b>		<b>Docket No: MC140665</b>		<b>Name: NEW PRIME INC</b>		<b>Interstate: Yes</b>	
Date	Unit License	Unit Lic State	Violation Unit	Violation Description	Severity	OOS	Citation
01/31/2020	67AP1Z	MO	-	-	-	-	-
10/29/2018	67AP1Z	MO	-	-	-	-	-

<b>VIN: 4V4NC9EJXRN640515</b>		<b>Unit: Truck Tractor</b>			<b>Year: 2024</b>	<b>Make: VOLVO TRUCK</b>	
<b>DOT No: 3729177</b>		<b>Docket No: MC1315718</b>		<b>Name: RK LOGISTIC INC</b>		<b>Interstate: Yes</b>	
Date	Unit License	Unit Lic State	Violation Unit	Violation Description	Severity	OOS	Citation
12/19/2024	ZP04798	CA	D	395.8E - False report of drivers record of duty status	7	Yes	





VIN: 4V4NC9EH0NN296362				Unit: Truck Tractor		Year: 2022	Make: VOLVO TRUCK	
DOT No: 4131531		Docket No: MC1582170		Name: MAHADEV LOGISTICS LLC			Interstate: Yes	
Date	Unit License	Unit Lic State	Violation Unit	Violation Description		Severity	OOS	Citation
04/16/2025	ZP38055	CA	D	392.16 - Failing to use seat belt while operating CMV		7	No	EY35513
04/26/2024	PWU6122	OH	D	392.2SLLS2 - State/Local Laws - Speeding 6-10 miles per hour over the speed limit		4	No	
DOT No: 3729177		Docket No: MC1315718		Name: RK LOGISTIC INC			Interstate: Yes	
Date	Unit License	Unit Lic State	Violation Unit	Violation Description		Severity	OOS	Citation
07/17/2023	PWU6413	OH	-	-		-	-	-
01/19/2023	PWU6122	OH	-	-		-	-	-
DOT No: 3231833		Docket No: MC1013441		Name: BHULLAR TRANSPORT GROUP LLC			Interstate: Yes	
Date	Unit License	Unit Lic State	Violation Unit	Violation Description		Severity	OOS	Citation
05/26/2022	YP43324	CA	D	392.2FC - Following too close		5	No	
02/20/2022	YP43324	CA	-	-		-	-	-

Inspection Summary By Month (based on inspections from the last 4 years) ToC						
Year-Month	Number of Inspections	Number of Power Units	Total Violations	Total OOS Inspections	Total Severity Points	Number of Crashes
2025-04	1	1	11	1	39	0
2024-12	1	1	1	1	7	1
2024-02	1	1	1	0	10	0
2023-08	1	1	2	1	9	0
2023-07	1	1	1	0	8	0
2023-01	1	1	0	0	0	0
Note: The most recent month's counts may not include all the inspections for that month.						

VIN Inspection Violation Details ToC									
# of VINs: 7 # of Insp: 9 Severity Weight: 111 Avg. Weight/VIN: 12.3 (based on inspections in the last 4 years, showing top 50 VINs inspected most recently)									
VIN 1GRAP0622FT593981		# of Inspections: 1		Total Severity: 25		Percentage of Total: 22.52%		Avg. Weight Per Inspection: 25.0	
Inspection Date	Inspection ID	Inspection State	Location Description	Total Severity	# of Violations	Shipper Name	Inspection Level	Post Accident	Out of Service
04/23/2025	84479309	NV	SLOAN CHECK SITE	25	9	KELLOGG	2	No	Yes
BASIC		Unit Type		Severity		Description		Out of Service	
Vehicle Maintenance		Semi Trailer		8		393.75A3TAOL:TIRES - ALL OTHERS LEAKING OR INFLATION LESS THAN		Yes	
Vehicle Maintenance		Semi Trailer		4		393.45B2BAIR:AIR BRAKE - HOSE/TUBING DAMAGED OR NOT SECURED.		No	
Vehicle Maintenance		Semi Trailer		4		396.17CPI:OPERATING A CMV WITHOUT DOCUMENTATION OF A PERIODI		No	
Vehicle Maintenance		Semi Trailer		3		393.30B:BATTERY - NOT PROTECTED.		No	
Vehicle Maintenance		Semi Trailer		2		393.95A1:EMERGENCY EQUIPMENT - FIRE EXTINGUISHERS - NO FIRE		No	
Vehicle Maintenance		Semi Trailer		1		393.78AWS:WASHERS - INOPERATIVE WASHING SYSTEM.		No	
Hours-Of-Serivce Compliance		Semi Trailer		1		395.24C2I1ELDTN:HOS (ELD) - Driver failing to manually input or ve		No	
Hours-Of-Serivce Compliance		Semi Trailer		1		395.24C2I1ELSDSN:HOS (ELD) - Driver failing to manually input or ve		No	
Hours-Of-Serivce Compliance		Semi Trailer		1		395.30B1ELDDFR:HOS (ELD) - DRIVER FAILING TO REVIEW RECORDS AND C		No	
VIN 3AKJGLDR5JSHU5398		# of Inspections: 3		Total Severity: 54		Percentage of Total: 48.65%		Avg. Weight Per Inspection: 18.0	
Inspection Date	Inspection ID	Inspection State	Location Description	Total Severity	# of Violations	Shipper Name	Inspection Level	Post Accident	Out of Service
04/23/2025	84479309	NV	SLOAN CHECK SITE	35	10	KELLOGG	2	No	Yes
BASIC		Unit Type		Severity		Description		Out of Service	
Unsafe Driving		Truck Tractor		10		392.2SLLS4:State/Local Laws - Speeding 15 or more miles per h		No	



Vehicle Maintenance		Truck Tractor		8	393.75A3TAOL:TIRES - ALL OTHERS LEAKING OR INFLATION LESS THAN	Yes			
Vehicle Maintenance		Truck Tractor		4	393.45B2BAIR:AIR BRAKE - HOSE/TUBING DAMAGED OR NOT SECURED.	No			
Vehicle Maintenance		Truck Tractor		4	396.17CPI:OPERATING A CMV WITHOUT DOCUMENTATION OF A PERIODI	No			
Vehicle Maintenance		Truck Tractor		3	393.30B:BATTERY - NOT PROTECTED.	No			
Vehicle Maintenance		Truck Tractor		2	393.95A1:EMERGENCY EQUIPMENT - FIRE EXTINGUISHERS - NO FIRE	No			
Vehicle Maintenance		Truck Tractor		1	393.78AWS:WASHERS - INOPERATIVE WASHING SYSTEM.	No			
Hours-Of-Servce Compliance		Truck Tractor		1	395.24C2IIELDTN:HOS (ELD) - Driver failing to manually input or ve	No			
Hours-Of-Servce Compliance		Truck Tractor		1	395.24C2IIELDSDN:HOS (ELD) - Driver failing to manually input or ve	No			
Hours-Of-Servce Compliance		Truck Tractor		1	395.30B1ELDDFR:HOS (ELD) - DRIVER FAILING TO REVIEW RECORDS AND C	No			
Inspection Date	Inspection ID	Inspection State	Location Description	Total Severity	# of Violations	Shipper Name	Inspection Level	Post Accident	Out of Service
02/15/2024	80858097	TN	LAKELAND TN	10	1		2	No	No
BASIC		Unit Type		Severity		Description		Out of Service	
Unsafe Driving		Truck Tractor		10		392.2SLLS4:State/Local Laws - Speeding 15 or more miles per h		No	
Inspection Date	Inspection ID	Inspection State	Location Description	Total Severity	# of Violations	Shipper Name	Inspection Level	Post Accident	Out of Service
08/22/2023	79482469	NM	ON I-10 4975 FT W OF N FAIRACR	9	2	SAME	2	No	Yes
BASIC		Unit Type		Severity		Description		Out of Service	
Unsafe Driving		Truck Tractor		7		392.16:Failing to use seat belt while operating CMV		No	
Vehicle Maintenance		Truck Tractor		2		396.5BHLOW:Hubs - oil and/or Grease Leaking from hub - outer		Yes	
VIN 3H3V532K0PS431807		# of Inspections: 1		Total Severity: 7		Percentage of Total: 6.31%		Avg. Weight Per Inspection: 7.0	
Inspection Date	Inspection ID	Inspection State	Location Description	Total Severity	# of Violations	Shipper Name	Inspection Level	Post Accident	Out of Service
12/19/2024	83459300	NM	LORDSBURG PORT OF ENTRY	7	1	PUMA	3	No	Yes
BASIC		Unit Type		Severity		Description		Out of Service	
Hours-Of-Servce Compliance		Semi Trailer		7		395.8E:False report of drivers record of duty status		Yes	
VIN 4V4NC9EJXRN640515		# of Inspections: 1		Total Severity: 7		Percentage of Total: 6.31%		Avg. Weight Per Inspection: 7.0	
Inspection Date	Inspection ID	Inspection State	Location Description	Total Severity	# of Violations	Shipper Name	Inspection Level	Post Accident	Out of Service
12/19/2024	83459300	NM	LORDSBURG PORT OF ENTRY	7	1	PUMA	3	No	Yes
BASIC		Unit Type		Severity		Description		Out of Service	
Hours-Of-Servce Compliance		Truck Tractor		7		395.8E:False report of drivers record of duty status		Yes	
VIN 1JJV532D7HL016321		# of Inspections: 1		Total Severity: 2		Percentage of Total: 1.80%		Avg. Weight Per Inspection: 2.0	
Inspection Date	Inspection ID	Inspection State	Location Description	Total Severity	# of Violations	Shipper Name	Inspection Level	Post Accident	Out of Service
08/22/2023	79482469	NM	ON I-10 4975 FT W OF N FAIRACR	2	1	SAME	2	No	Yes
BASIC		Unit Type		Severity		Description		Out of Service	
Vehicle Maintenance		Semi Trailer		2		396.5BHLOW:Hubs - oil and/or Grease Leaking from hub - outer		Yes	
VIN 1JJV532D2JL048387		# of Inspections: 1		Total Severity: 8		Percentage of Total: 7.21%		Avg. Weight Per Inspection: 8.0	
Inspection Date	Inspection ID	Inspection State	Location Description	Total Severity	# of Violations	Shipper Name	Inspection Level	Post Accident	Out of Service
07/17/2023	79170804	NM	LORDSBURG PORT OF ENTRY	8	1	BRADSHAW HOME	2	No	No
BASIC		Unit Type		Severity		Description		Out of Service	
Vehicle Maintenance		Semi Trailer		8		393.75A:Flat tire or fabric exposed		No	
VIN 4V4NC9EH0NN296362		# of Inspections: 1		Total Severity: 8		Percentage of Total: 7.21%		Avg. Weight Per Inspection: 8.0	
Inspection Date	Inspection ID	Inspection State	Location Description	Total Severity	# of Violations	Shipper Name	Inspection Level	Post Accident	Out of Service
07/17/2023	79170804	NM	LORDSBURG PORT OF ENTRY	8	1	BRADSHAW HOME	2	No	No
BASIC		Unit Type		Severity		Description		Out of Service	
Vehicle Maintenance		Truck Tractor		8		393.75A:Flat tire or fabric exposed		No	



Inspection History ToC						
Inspection Date	Report Number	Report State	PU VIN	TR VIN	Severity Weight	Time Weight
04/23/2025	7105028790	NV	3AKJGLDR5JSHU5398 - Truck Tractor	1GRAP0622FT593981 - Semi Trailer		2
Power Unit Violation - Unsafe Driving Violation: 392.2SLLS4 - State Speeding over 15 mph					10	
Power Unit Violation - Hours-Of-Service (HOS) Compliance Violation: 395.24C2IIELDSDN - HOS (ELD) - Driver failing to manually input or verify shipping document number.					1	
Power Unit Violation - Vehicle Maintenance Violation: 393.30B - BATTERY - NOT PROTECTED.					3	
Power Unit Violation - Hours-Of-Service (HOS) Compliance Violation: 395.30B1ELDDFR - HOS (ELD) - DRIVER FAILING TO REVIEW RECORDS AND CERTIFY THE ACCURACY OF THE INFORMATION.					1	
Power Unit Violation - Hours-Of-Service (HOS) Compliance Violation: 395.24C2IIELDTN - HOS (ELD) - Driver failing to manually input or verify CMV trailer number.					1	
Power Unit Violation - Vehicle Maintenance Violation: 396.17CPI - OPERATING A CMV WITHOUT DOCUMENTATION OF A PERIODIC INSPECTION.					4	
Power Unit Violation - Vehicle Maintenance Violation: 393.95A1 - EMERGENCY EQUIPMENT - FIRE EXTINGUISHERS - NO FIRE EXTINGUISHER PRESENT OR NOT PROPERLY RATED.					2	
Trailer Violation - Vehicle Maintenance Violation: 396.17CPI - OPERATING A CMV WITHOUT DOCUMENTATION OF A PERIODIC INSPECTION.					4	
Power Unit Violation - Vehicle Maintenance Violation: 393.78AWS - WASHERS - INOPERATIVE WASHING SYSTEM.					1	
Trailer Violation - OOS Vehicle Maintenance Violation: 393.75A3TAOL - TIRES - ALL OTHERS LEAKING OR INFLATION LESS THAN 50% OF THE MAXIMUM INFLATION PRESSURE.					8	
Power Unit Violation - Vehicle Maintenance Violation: 393.45B2BAIR - AIR BRAKE - HOSE/TUBING DAMAGED OR NOT SECURED.					4	
12/19/2024	306409UT1J	NM	4V4NC9EJXRN640515 - Truck Tractor	3H3V532K0PS431807 - Semi Trailer		2
Power Unit Violation - OOS Hours-Of-Service (HOS) Compliance Violation: 395.8E - False report of drivers record of duty status					7	
02/15/2024	I034Y60125	TN	3AKJGLDR5JSHU5398 - Truck Tractor	1GRAP0522FT593981 - Semi Trailer		1
Power Unit Violation - Unsafe Driving Violation: 392.2SLLS4 - State Speeding over 15 mph					10	
08/22/2023	4693N6ID8G	NM	3AKJGLDR5JSHU5398 - Truck Tractor	1JJV532D7HL016321 - Semi Trailer		0
Trailer Violation - OOS Vehicle Maintenance Violation: 396.5BHL0W - Hubs - oil and/or Grease Leaking from hub - outer wheel					2	
Power Unit Violation - Unsafe Driving Violation: 392.16 - Failing to use seat belt while operating CMV					7	
07/17/2023	3862N5IDQD	NM	4V4NC9EH0NN296362 - Truck Tractor	1JJV532D2JL048387 - Semi Trailer		0
Trailer Violation - Vehicle Maintenance Violation: 393.75A - Flat tire or fabric exposed					8	
01/19/2023	7927N0JCR5	NM	4V4NC9EH0NN296362 - Truck Tractor	3H3V532C8KR211856 - Semi Trailer		0
Only the first 20 inspections are shown. See the live report for more data.						

Crash Hot Spots ToC					
State	Level 1 (lowest crash frequency)	Level 2	Level 3	Level 4	Level 5 (highest crash frequency)
Nevada	1	0	0	0	0
Tennessee	0	1	0	0	0
Total	1	1	0	0	0
Company Level: 2					

Equipment and Driver Details ToC						
	Equipment (Owned/Leased/Trip)			Driver Details		
MCS-150 Date	Tractors	Straight Trucks	Trailers	CDL's	Interstate	Intrastate
04/25/2025	3/0/0	0/0/0	3/0/0	3	3	0
04/25/2024	2/0/0	0/0/0	0/0/0	3	3	0
01/27/2024	2/0/0	0/0/0	2/0/0	0	2	0
07/10/2023	1/0/0	0/0/0	1/0/0	0	1	0
06/25/2023	1/0/0	0/0/0	1/0/0	0	1	0
02/15/2022	1/0/0	0/0/0	1/0/0	0	1	0
09/23/2021	1/0/0	0/0/0	1/0/0	0	1	0



Chameleon Type 1 - Chameleon issues highlighted in <b>RED</b> <b>ToC</b>										
DOT	Legal Name	MCS-150 Date	Physical Address	Mailing Address	Company Rep 1	Company Rep 2	Phone	Fax	Cell Phone	Email
4462597	FULLY LOADED INTERSTATE INC	09/03/2025	6050 E PRINCETON AVE APT 238, FRESNO, CA, 93727	6050 E PRINCETON AVE APT 238, FRESNO, CA, 93727-1485	<b>RAMANPREET KAUR</b>		(559)-605-9127			FULLYLOADEDINTERSTATE@GMAIL.COM
3263109	2378120 ONTARIO INC	01/25/2021	92 MONKTON CIR, BRAMPTON, ON, L6Y 5Z5	92 MONKTON CIR, BRAMPTON, ON, L6Y 5Z5	<b>RAMANPREET KAUR</b>	HARWANT SINGH GHUMAN	(416)-662-4040		(647)-624-2000	HARMONYFREIGHTWAYS@GMAIL.COM

Chameleon Type 2 <b>ToC</b>						
VIN	Unit Type	Inspection Date	DOT No	Company Name	City	State