



## Table of Contents

1. Overview	2. BASIC Scores History
3. BASIC Measures	4. KPI: BASIC Measures by Cargo Group
5. Estimated ISS Score	6. Investigation Results
7. Penalties History	8. Acute Critical Violations
9. Red Flag Violation Details	10. DOT Registration Information
11. DOT MCS-150 History	12. Crash Summary
13. Inspection Summary	14. KPI: Inspection Viol OOS Rates by Cargo Group
15. FHWA Registration Information	16. FHWA Insurance Information
17. FHWA Authorities	18. Severe Violations
19. Violation Report	20. Violation Summary
21. Violation Enforcement Chronology	22. Inspection Violations & OOS Counts
23. Radius Of Operation	24. Inspection & Crash Locations
25. Cargo Hot Spots	26. Inspection Violations & OOS Chronology
27. Percent of Insp & Crash by State	28. VIN Insp Summary by State
29. Violations By Unit Type	30. Equipment Ownership
31. Equipment Details	32. Vehicle Age
33. States of Power Unit Registrations	34. Equipment Acquisitions
35. Driver Details	36. Shared VIN Summary
37. Shipper Table	38. Safety Summary
39. Safety Details	40. Crash Detail Color Coded
41. Inspections with Shared Equipment	42. Inspection Tabular Details
43. Inspection Summary By Month	44. VIN Inspection Violation Details
45. Inspection History	46. Crash Hot Spots
47. DOT MCS-150 History Equipment and Driver Details	48. Chameleon



**Business Address**

2271 S SHIRLEY AVE  
FRESNO, CA  
93727

**Contact Info**

(559)-547-1413  
  
KAMBOJTRUCKSINC@GMAIL.COM

**FHWA Address**

2271 S SHIRLEY AVE  
FRESNO, CA, 93727  
**Phone:** (559)-547-1413

**Mailing Address**

2271 S SHIRLEY AVE  
FRESNO, CA  
93727-6560

**Overview ToC**

**Operating Status:** AUTHORIZED FOR Property  
One other company viewed this DOT in the past two months  
**Crash/PU ratio:** 0.0%  
**Clean Inspection ratio:** 33.33%

**Estimated BASIC Scores (as of 4/25/2025)**

	Unsafe Driving	Hours of Service	Driver Fitness	Controlled Sub. and Alcohol	Vehicle Maintenance	HM Compliance	Crash
<b>Relative Scores</b>	0% ○	0% ⊖	0% ○	0% ○	0% ⊖	0% ○	0% ○
<b>Alert Status</b>	No	No	No	No	No	No	No



**Estimated Inspection Selection System (ISS) Score: 6**  
**Category: Pass**

**BASIC Scores History - Unsafe Driving ToC**

There are no Scores for this BASIC

**BASIC Scores History - Hours of Service ToC**

There are no Scores for this BASIC

**BASIC Scores History - Driver Fitness ToC**

There are no Scores for this BASIC

**BASIC Scores History - Controlled Substance ToC**

There are no Scores for this BASIC



**BASIC Scores History - Vehicle Maintenance ToC**

There are no Scores for this BASIC

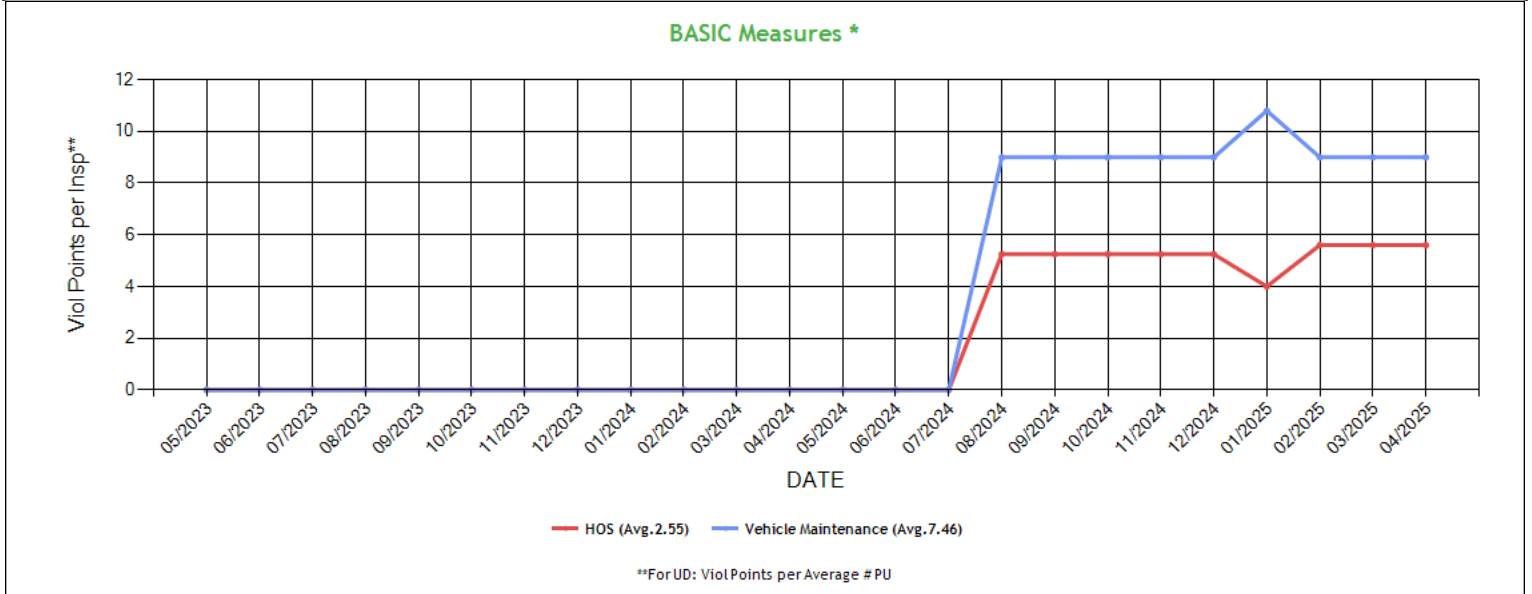
**BASIC Scores History - Crash ToC**

There are no Scores for this BASIC

**BASIC Scores History - Hazmat ToC**

There are no Scores for this BASIC

**BASIC Measures: Violation Points per Inspection Trends ToC**



\* BASIC Measures are the absolute SMS scores that are compared within each Safety Event Group to determine the BASIC Score percentiles. Averages based on fleets with 1-5 power units.



**BASIC Measures \* - Table ToC**

UD-Unsafe Driving, HOS-Hours of Service, DF-Driver Fitness, CS-Controlled Substances, VM-Vehicle Maintenance

Date	UD Measure	UD AC	UD with Viol	HOS Measure	HOS AC	HOS with Viol	DF Measure	DF AC	DF with Viol	CS Measure	CS AC	CS with Viol	VM Measure	VM AC	VM with Viol
04/2025	0.00	N	0	5.60	N	1	0.00	N	0	0.00	N	0	9.00	N	1
03/2025	0.00	N	0	5.60	N	1	0.00	N	0	0.00	N	0	9.00	N	1
02/2025	0.00	N	0	5.60	N	1	0.00	N	0	0.00	N	0	9.00	N	1
01/2025	0.00	N	0	4.00	N	1	0.00	N	0	0.00	N	0	10.80	N	1
12/2024	0.00	N	0	5.25	N	1	0.00	N	0	0.00	N	0	9.00	N	1
11/2024	0.00	N	0	5.25	N	1	0.00	N	0	0.00	N	0	9.00	N	1
10/2024	0.00	N	0	5.25	N	1	0.00	N	0	0.00	N	0	9.00	N	1
09/2024	0.00	N	0	5.25	N	1	0.00	N	0	0.00	N	0	9.00	N	1
08/2024	0.00	N	0	5.25	N	1	0.00	N	0	0.00	N	0	9.00	N	1
07/2024	0.00	N	0	0.00	N	0	0.00	N	0	0.00	N	0	0.00	N	0
06/2024	0.00	N	0	0.00	N	0	0.00	N	0	0.00	N	0	0.00	N	0
05/2024	0.00	N	0	0.00	N	0	0.00	N	0	0.00	N	0	0.00	N	0
04/2024	0.00	N	0	0.00	N	0	0.00	N	0	0.00	N	0	0.00	N	0
03/2024	0.00	N	0	0.00	N	0	0.00	N	0	0.00	N	0	0.00	N	0
02/2024	0.00	N	0	0.00	N	0	0.00	N	0	0.00	N	0	0.00	N	0
01/2024	0.00	N	0	0.00	N	0	0.00	N	0	0.00	N	0	0.00	N	0
12/2023	0.00	N	0	0.00	N	0	0.00	N	0	0.00	N	0	0.00	N	0
11/2023	0.00	N	0	0.00	N	0	0.00	N	0	0.00	N	0	0.00	N	0
10/2023	0.00	N	0	0.00	N	0	0.00	N	0	0.00	N	0	0.00	N	0
09/2023	0.00	N	0	0.00	N	0	0.00	N	0	0.00	N	0	0.00	N	0
08/2023	0.00	N	0	0.00	N	0	0.00	N	0	0.00	N	0	0.00	N	0
07/2023	0.00	N	0	0.00	N	0	0.00	N	0	0.00	N	0	0.00	N	0
06/2023	0.00	N	0	0.00	N	0	0.00	N	0	0.00	N	0	0.00	N	0
05/2023	0.00	N	0	0.00	N	0	0.00	N	0	0.00	N	0	0.00	N	0
04/2023	0.00	N	0	0.00	N	0	0.00	N	0	0.00	N	0	0.00	N	0
03/2023	0.00	N	0	0.00	N	0	0.00	N	0	0.00	N	0	0.00	N	0
02/2023	0.00	N	0	0.00	N	0	0.00	N	0	0.00	N	0	0.00	N	0
01/2023	0.00	N	0	0.00	N	0	0.00	N	0	0.00	N	0	0.00	N	0
12/2022	0.00	N	0	0.00	N	0	0.00	N	0	0.00	N	0	0.00	N	0
11/2022	0.00	N	0	0.00	N	0	0.00	N	0	0.00	N	0	0.00	N	0
10/2022	0.00	N	0	0.00	N	0	0.00	N	0	0.00	N	0	0.00	N	0
09/2022	0.00	N	0	0.00	N	0	0.00	N	0	0.00	N	0	0.00	N	0
08/2022	0.00	N	0	0.00	N	0	0.00	N	0	0.00	N	0	0.00	N	0
07/2022	0.00	N	0	0.00	N	0	0.00	N	0	0.00	N	0	0.00	N	0
06/2022	0.00	N	0	0.00	N	0	0.00	N	0	0.00	N	0	0.00	N	0
05/2022	0.00	N	0	0.00	N	0	0.00	N	0	0.00	N	0	0.00	N	0

\* BASIC Measures are the absolute SMS scores that are compared within each Safety Event Group to determine the BASIC Score percentiles.

**KPI: BASIC Measures by Fleet Size and Cargo Group ToC**

Fleet Size: 1-5 PUs

	Unsafe Driving		Hours of Service		Driver Fitness		Controlled Substance		Vehicle Maintenance		HM Compliance		Crash	
Cargo Group (Companies)	Avg.	Comp. to Avg.	Avg.	Comp. to Avg.	Avg.	Comp. to Avg.	Avg.	Comp. to Avg.	Avg.	Comp. to Avg.	Avg.	Comp. to Avg.	Avg.	Comp. to Avg.
General Freight (485750)	0.78	Better	0.22	Worse	0.20	Better	0.02	Better	1.88	Worse	0.01	Better	0.06	Better
KAMBOJ TRUCKS INC	0.00		5.60		0.00		0.00		9.00		0.00		0.00	

**Estimated ISS Score: 6 Pass ToC About the Inspection Selection System**



**Estimated ISS Score History - Table ToC**

Date	Estimated ISS Score	Recommendation	Algorithm
04/25/2025	6	Pass	Safety Algorithm
03/28/2025	5	Pass	Safety Algorithm
02/28/2025	5	Pass	Safety Algorithm
01/31/2025	4	Pass	Safety Algorithm
12/27/2024	4	Pass	Safety Algorithm
11/29/2024	4	Pass	Safety Algorithm
10/25/2024	4	Pass	Safety Algorithm
09/27/2024	5	Pass	Safety Algorithm
08/30/2024	5	Pass	Safety Algorithm
07/26/2024	69	Optional Inspect	Insufficient Data Algorithm
06/28/2024	69	Optional Inspect	Insufficient Data Algorithm
05/31/2024	69	Optional Inspect	Insufficient Data Algorithm
04/26/2024	68	Optional Inspect	Insufficient Data Algorithm
03/29/2024	68	Optional Inspect	Insufficient Data Algorithm
02/23/2024	68	Optional Inspect	Insufficient Data Algorithm
01/26/2024	64	Optional Inspect	Insufficient Data Algorithm
12/29/2023	63	Optional Inspect	Insufficient Data Algorithm
11/24/2023	63	Optional Inspect	Insufficient Data Algorithm
10/27/2023	63	Optional Inspect	Insufficient Data Algorithm
09/29/2023	63	Optional Inspect	Insufficient Data Algorithm
08/25/2023	63	Optional Inspect	Insufficient Data Algorithm
07/28/2023	63	Optional Inspect	Insufficient Data Algorithm
06/30/2023	63	Optional Inspect	Insufficient Data Algorithm
05/26/2023	63	Optional Inspect	Insufficient Data Algorithm
04/28/2023	63	Optional Inspect	Insufficient Data Algorithm
03/31/2023	63	Optional Inspect	Insufficient Data Algorithm
02/24/2023	63	Optional Inspect	Insufficient Data Algorithm
01/27/2023	63	Optional Inspect	Insufficient Data Algorithm
12/30/2022	63	Optional Inspect	Insufficient Data Algorithm
11/25/2022	63	Optional Inspect	Insufficient Data Algorithm
10/28/2022	63	Optional Inspect	Insufficient Data Algorithm
09/30/2022	63	Optional Inspect	Insufficient Data Algorithm
08/26/2022	63	Optional Inspect	Insufficient Data Algorithm
07/29/2022	63	Optional Inspect	Insufficient Data Algorithm
06/24/2022	63	Optional Inspect	Insufficient Data Algorithm
05/27/2022	63	Optional Inspect	Insufficient Data Algorithm

**Investigation Results ToC**

No Investigations reported on FMCSA website

**Penalties History ToC**

There is a problem with the Penalties data on FMCSA website.

**Acute Critical Violations (Based on Investigations as per CSA Methodology Appendix A) ToC**

No Data

No red flag violations in the last 24 months



**DOT Registration Information: The following information on this specific DOT # is from the Federal DOT (as of Operating Authority**

DOT Registration: 05/03/2022		Total Power Units: 1	Total Trucks: 1	Total Trailers: 1	Total Passenger Vehicles: 0
Status	Entity Type	Organization Type	Nation	Total Cars	Drivers / CDL Drivers
A	C	-	US	0	2 / 2
MCS-150 Date	Op Codes	Shipper Op Codes	Shipper HazMat Op Codes	Latest Review Type	Latest Review Document Number(Date)
04/07/2025	A				()
MCS-150 Mileage (Year)	Record Update Date	Transports Hazmats	DOT Census Date	Recordable Accident Rate	Preventable Accident Rate
125,576 (2024)	04/07/2025	N	05/03/2022	0%	0%
MCS-151 Mileage	Safety Rating (Date)	SEA Accident	SEA Driver	SEA Vehicle	SEA Management
0	None (None)	0%	0%	0%	0%
Classification Codes		Cargo Carried (per MCS-150)			
Authorized-For-Hire		General Freight			

DOT MCS-150 History ToC			(as of 04/11/2025 DOT census)						
Census Date	MCS-150 Date	MCS-150 Mileage	VMT Year	Power Units	Drivers	Trailers	Company Rep1	Company Rep2	Email
4/11/2025	4/7/2025	125576	2024	1	2	-	SUKHWINDER SINGH		KAMBOJTRUCKSINC@GMAIL.COM
11/12/2024	11/7/2024	125576	2024	1	2	-	SUKHWINDER SINGH		KAMBOJTRUCKSINC@GMAIL.COM
10/7/2024	10/1/2024	3282	2023	1	2	-	SUKHWINDER SINGH		KAMBOJTRUCKSINC@GMAIL.COM
9/23/2024	9/17/2024	3282	2023	3	4	-	SUKHWINDER SINGH		KAMBOJTRUCKSINC@GMAIL.COM
9/10/2024	8/6/2024	3282	2023	3	4	-	SUKHWINDER SINGH		KAMBOJTRUCKSINC@GMAIL.COM
8/9/2023	7/18/2023	1	2022	1	1	1	DINESH DINESH		ranabablu21@gmail.com
10/10/2022	9/26/2022	1	2021	1	1	1	DINESH DINESH		ranabablu21@gmail.com
9/9/2022	9/2/2022	1	2021	1	1	1	DINESH DINESH		ranabablu21@gmail.com
5/9/2022	5/3/2022	0		1	1	1	SUMIT KUMAR		SUMITKAMBOJ596@GMAIL.COM

Crash Summary Chart ToC	Crashes Summary - Chart (based on all available crash data)
No Data	

Crashes Summary - Table		(based on all available crash data) ToC								
	TOTAL	Last 6 months	7-12 months	13-18 months	19-24 months	25-30 months	30-36 months	37-41 months	42-48 months	Over 49 months
Total Reportable	0	0	0	0	0	0	0	0	0	0
Fatalities	0	0	0	0	0	0	0	0	0	0
Injuries	0	0	0	0	0	0	0	0	0	0
Tow Away	0	0	0	0	0	0	0	0	0	0
With Citations	0	0	0	0	0	0	0	0	0	0
Federal Recordable	0	0	0	0	0	0	0	0	0	0
Preventable	0	0	0	0	0	0	0	0	0	0
Crash per Pwr Unit	-	0.0%	0.0%	0.0%	0.0%	0.0%	0.0%	0.0%	0.0%	-



## Inspection Summary ToC

The following inspection information is based on results for 24 months prior to: 05/19/2025. Please note that the total inspections number is not necessarily the total of the vehicle, driver and hazmat inspections, as one inspection may have included any combination of the below inspections.

Overall	Vehicle	Driver	Hazmat
(Please note that the total inspections number is not necessarily the total of the vehicle, driver and hazmat inspections, as one inspection may have included any combination of the below inspections)  Total Inspections: 3 Total Out of Service: 1  Out of Service: 33.33% National Average: 20.97% Difference: 12.36%	Total Inspections: 2 Total Out of Service: 1  Out of Service: 50.00% National Average: 25.17% Difference: 24.83%	Total Inspections: 3 Total Out of Service: 0  Out of Service: 0.00% National Average: 6.59% Difference: -6.59%	Total Inspections: 0 Total Out of Service: 0  Out of Service: 0.00% National Average: 2.92% Difference: -2.92%

## KPI: Inspection Viol OOS Rates by Cargo Group ToC

Cargo Group	OVERALL		VEHICLE		DRIVER		HAZMAT	
	Average	Compared to Average	Average	Compared to Average	Average	Compared to Average	Average	Compared to Average
General Freight	28.67%	Worse	25.12%	Worse	12.48%	Better	0.19%	Better
KAMBOJ TRUCKS INC	33.33%		50.0%		0%		0%	

## FHWA Registration Information: The following data on this Motor Carrier is from the Federal Hwy Administration (as of 10/20/2024)

Docket Number	DOT Number	Company Name	DBA Name	Address	City	State	Country	ZIP Code
MC1420374	3875771	KAMBOJ TRUCKS INC		2271 S SHIRLEY AVE	FRESNO	CA	US	93727
Phone Number	Fax Number	Mail Address	Mail City	Mail State	Mail Contry	Mail ZIP Code	Mail Phone Number	Mail Fax Number
(559)-547-1413		2271 S SHIRLEY AVE	FRESNO	CA	US	93727-6560		
Date of Last Change	Freight	Passenger	Household Goods	Active Authority	Pending Authority	Revocation Pending Authority		
10/20/2024	Y	N	N	/ Common /	/	/		

## Insurance Required (as of 10/20/2024) ToC

Docket Number	Insurance Type	Insurance Required	Insurance on File
MC1420374	BIPD	\$750k	\$750k
MC1420374	Cargo	No	No
MC1420374	Bond	No	No

## Active / Pending Insurance (as of 10/20/2024)

Docket Number	Form	Type	Insurance Carrier	Policy/Surety	Coverage From	Coverage To	Required	On File	Effective Date	Cancel Date
MC1420374	91X	BIPD/Primary	KNIGHT SPECIALTY INSURANCE COMPANY	KSCA000078-00	\$0k	\$750k	\$750k	\$750k	10/18/2024	-



**Insurance History (as of 10/20/2024)**

Docket Number	Form	Type	Insurance Carrier	Policy/Surety	Coverage From	Coverage To	Effective Date From	Effective Date To
MC1420374	91X	BIPD/Primary	KNIGHT SPECIALTY INSURANCE COMPANY	KSC001221-00	\$0k	\$750k	10/18/2023	10/18/2024 Cancelled
MC1420374	91X	BIPD/Primary	SOUTHLAKE SPECIALTY INSURANCE COMPANY	TMA22100493	\$0k	\$750k	11/11/2022	01/11/2023 Cancelled
MC1420374	91X	BIPD/Primary	SOUTHLAKE SPECIALTY INSURANCE COMPANY	TMA22100493	\$0k	\$750k	09/14/2022	11/11/2022 Cancelled

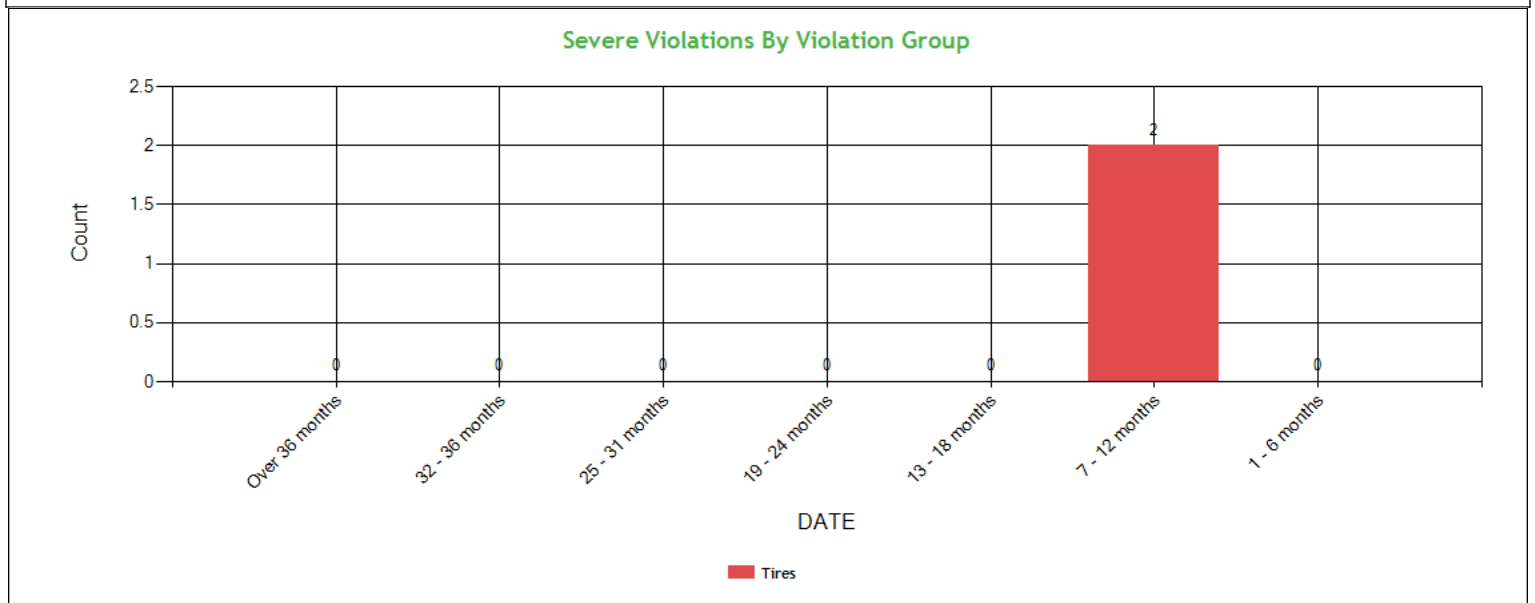
**FHWA Authorities (as of 10/20/2024) ToC**

Docket#	L&I Name	Active Authority	Inactive Authority	Pending Authority	Revocation Pending Authority	Freight	Passenger	Household Goods
MC1420374	KAMBOJ TRUCKS INC	Common /				Yes	No	No

**Authority History (as of 10/20/2024)**

Docket Number	Sub	Auth Type	Original Action	Disposition
MC1420374		COMMON	INVOLUNTARY REVOCATION 9/23/2024 12:00:00 AM	DISCONTINUED REVOCATION 10/18/2024 12:00:00 AM
MC1420374		COMMON	REINSTATED 10/23/2023 12:00:00 AM	
MC1420374		COMMON	INVOLUNTARY REVOCATION 10/17/2022 12:00:00 AM	DISCONTINUED REVOCATION 10/18/2022 12:00:00 AM
MC1420374		COMMON	GRANTED 9/26/2022 12:00:00 AM	REVOKED 1/18/2023 12:00:00 AM

**Severe Violations (i.e. those with >= 8 points) - Chart : 1 Violations 1 occurrences ToC**







Severe Violations (i.e. those with >= 8 points) - Table : 1 Violations 2 occurrences ToC											
Code	Description	Category	BASIC Weight	Total count	Last 6 months	7-12 months	13-18 months	19-24 months	25-31 months	32-36 months	Over 36 months
393.75A1	Tire -ply or belt material exposed	Tires	8	2	0	2	0	0	0	0	0

Violation Report ToC						
Inspection Date	Inspection State	BASIC	Violation Description	OOS	VIN	Severity Points
08/01/2024	CA	Vehicle Maintenance	396.3A1BOS - BRAKES OUT OF SERVICE: The number of defective brakes is equal to or greater than 20 percent of the service brakes on the vehicle or combination	Yes	1UYVS2534FU250004	0
08/01/2024	CA	Vehicle Maintenance	393.75A1 - Tire -ply or belt material exposed	No	1UYVS2534FU250004	8
08/01/2024	CA	Vehicle Maintenance	393.30 - Improper battery installation	No	3AKJHHDR4KSKJ1057	3
08/01/2024	CA	Vehicle Maintenance	396.3A1DSUJ - Universal Joint Loose / Broken / Missing Component	Yes	3AKJHHDR4KSKJ1057	3
07/27/2024	MO	Hours-Of-Service	395.32BELDDFR - HOS (ELD) - DRIVER FAILED TO REVIEW ANY UNASSIGNED DRIVING TIME WHEN PROMPTED BY THE ELD	No	3AKJHHDR4KSKJ1057	5
07/27/2024	MO	Hours-Of-Service	395.24 - HOS (ELD) - ELD FORM AND MANNER	No	3AKJHHDR4KSKJ1057	1
07/27/2024	MO	Hours-Of-Service	395.30B2ELDDFC24 - HOS (ELD) - DRIVER FAILING TO CERTIFY THE RECORD IMMEDIATELY AFTER THE FINAL REQUIRED ENTRY HAS BEEN MADE OR CORRECTED FOR THE 24 HOUR PERIOD.	No	3AKJHHDR4KSKJ1057	1
07/27/2024	MO	Hours-Of-Service	395.8EHOSPD - HOS (PROPERTY) - NO DRIVER MAY MAKE A FALSE REPORT IN CONNECTION WITH A DUTY STATUS. EXPLAIN:	No	3AKJHHDR4KSKJ1057	7
No filters were applied when generating this report, see the live report for more options.						

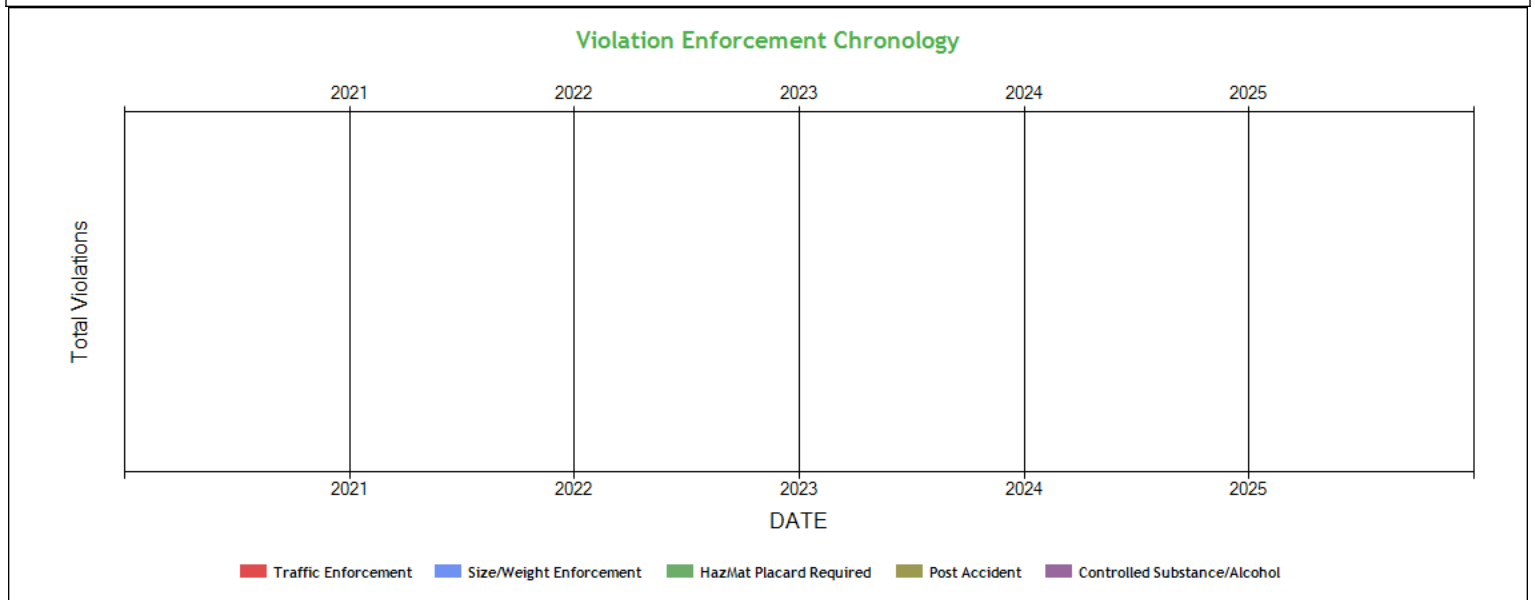


### Violation Summary **ToC**

BASIC	Violation Group	Code	Description	# of Violations	# of OOS Violations	Severity Points
Vehicle Maintenance	Tires	393.75A1	Tire -ply or belt material exposed	1	0	8
Hours-Of-Service (HOS) Compliance	False Log	395.8EHOSPD	HOS (PROPERTY) - NO DRIVER MAY MAKE A FALSE REPORT IN CONNECTION WITH A DUTY STATUS. EXPLAIN:	1	0	7
Hours-Of-Service (HOS) Compliance	Incomplete/Wrong Log	395.32BELDDFR	HOS (ELD) - DRIVER FAILED TO REVIEW ANY UNASSIGNED DRIVING TIME WHEN PROMPTED BY THE ELD	1	0	5
Vehicle Maintenance	Other Vehicle Defect	396.3A1DSUJ	Universal Joint Loose / Broken / Missing Component	1	1	3
Vehicle Maintenance	Other Vehicle Defect	393.30	Improper battery installation	1	0	3
Hours-Of-Service (HOS) Compliance	Other Log/Form & Manner	395.30B2ELDDFC24	HOS (ELD) - DRIVER FAILING TO CERTIFY THE RECORD IMMEDIATELY AFTER THE FINAL REQUIRED ENTRY HAS BEEN MADE OR CORRECTED FOR THE 24 HOUR PERIOD.	1	0	1
Hours-Of-Service (HOS) Compliance	Other Log/Form & Manner	395.24	HOS (ELD) - ELD FORM AND MANNER	1	0	1
Vehicle Maintenance	Not used in SMS Calculation	396.3A1BOS	BRAKES OUT OF SERVICE: The number of defective brakes is equal to or greater than 20 percent of the service brakes on the vehicle or combination	1	1	0

No filters were applied when generating this report, see the live report for more options.

### Violation Enforcement Chronology - Chart **ToC**

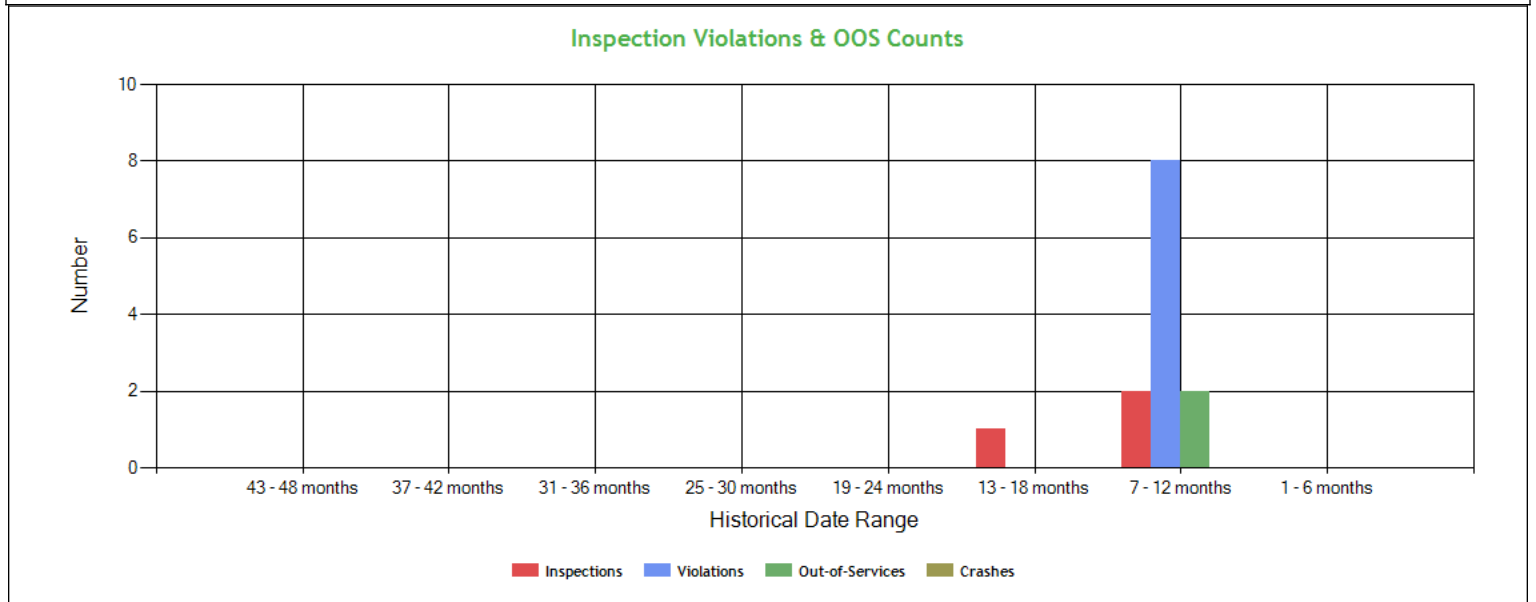




**Violation Enforcement Chronology - Table ToC**

	2021	2022	2023	2024	2025
Traffic Enforcement	0	0	0	0	0
Size/Weight Enforcement	0	0	0	0	0
HazMat Placard Required	0	0	0	0	0
Post Accident	0	0	0	0	0
Controlled Substance/Alcohol	0	0	0	0	0

**Inspection Violations & OOS Counts - Chart ToC**



**Inspection Violations & OOS Counts - Table ToC**

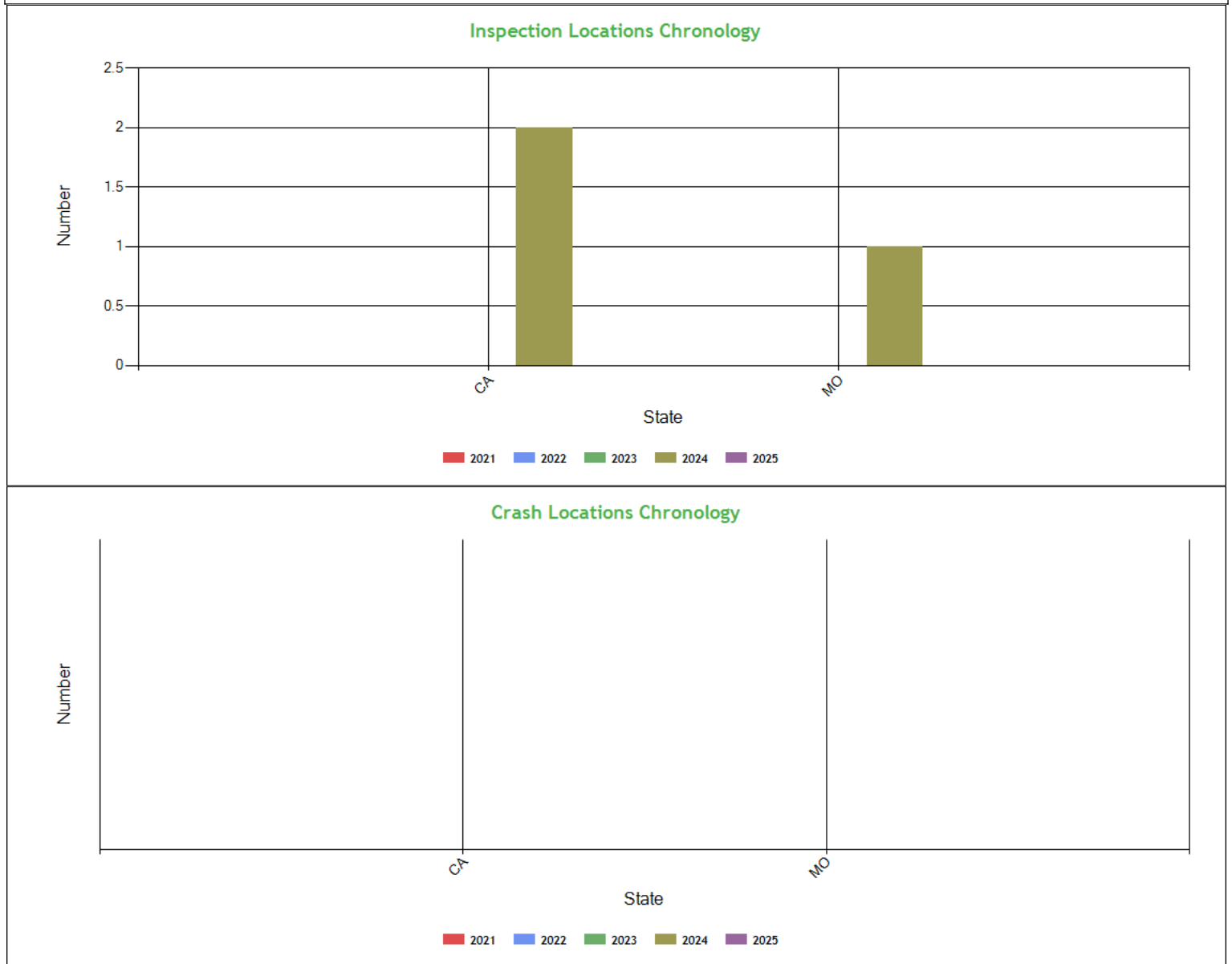
Date Range	Inspections	Violations	Out-of-Services	Crashes
<b>TOTAL</b>	3	8	2	0
1 - 6 months	0	0	0	0
7 - 12 months	2	8	2	0
13 - 18 months	1	0	0	0
19 - 24 months	0	0	0	0
25 - 30 months	0	0	0	0
31 - 36 months	0	0	0	0
37 - 42 months	0	0	0	0
43 - 48 months	0	0	0	0

**Radius of Operation (based on Inspections and Crashes during the past 3 years) ToC**

	Total	Drive between 0 and 50 miles radius	Drive between 51 and 200 miles radius	Drive between 201 and 300 miles radius	Drive between 301 and 400 miles radius	Drive between 401 and 500 miles radius	Drive between 501 and 600 miles radius	Drive beyond 600 miles radius
Power Units (i.e. unique VINs)	1	0	0	0	0	0	0	1
Percent	100%	0%	0%	0%	0%	0%	0%	100%



**Inspection & Crash Locations - Chart ToC**



**Inspection & Crash Locations - Table ToC**

State	Inspections					Violations					Out-of-Services					Crashes				
	2021	2022	2023	2024	2025	2021	2022	2023	2024	2025	2021	2022	2023	2024	2025	2021	2022	2023	2024	2025
TOTAL	0	0	0	3	0	0	0	0	8	0	0	0	0	2	0	0	0	0	0	0
CA	0	0	0	2	0	0	0	0	4	0	0	0	0	2	0	0	0	0	0	0
MO	0	0	0	1	0	0	0	0	4	0	0	0	0	0	0	0	0	0	0	0

**Hot Spot Summary ToC**

Year	Month	Level 5	Level 5 %	Level 4	Level 4 %	Level 3	Level 3 %	Level 2	Level 2 %	Level 1	Level 1 %	Level 0	Level 0 %	Levels 1 - 5	Levels 1 - 5 %
------	-------	---------	-----------	---------	-----------	---------	-----------	---------	-----------	---------	-----------	---------	-----------	--------------	----------------



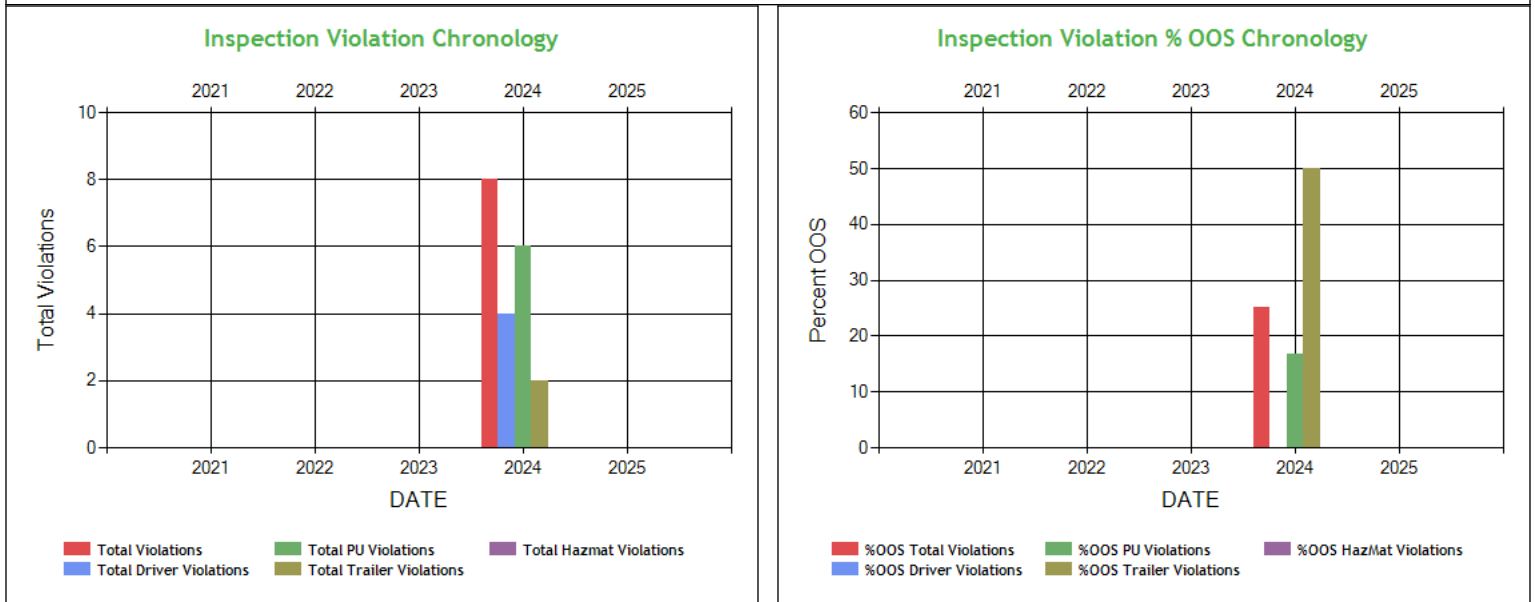
2024	August (Partial)	1	50.00%	0	0.00%	0	0.00%	0	0.00%	0	0.00%	0	0.00%	1	50.00%
2024	July	0	0.00%	0	0.00%	0	0.00%	0	0.00%	0	0.00%	1	50.00%	0	0.00%
<b>Totals</b>		1	50.00%	0	0.00%	0	0.00%	0	0.00%	0	0.00%	1	50.00%	1	50.00%

### Hot Spot Analysis

State	County	Level	Count	Percentage
CA	Kern	5	1	50.00%

Report generated using the last 12 full months of inspection data

### Inspection Violation % OOS Chronology - Chart [ToC](#)

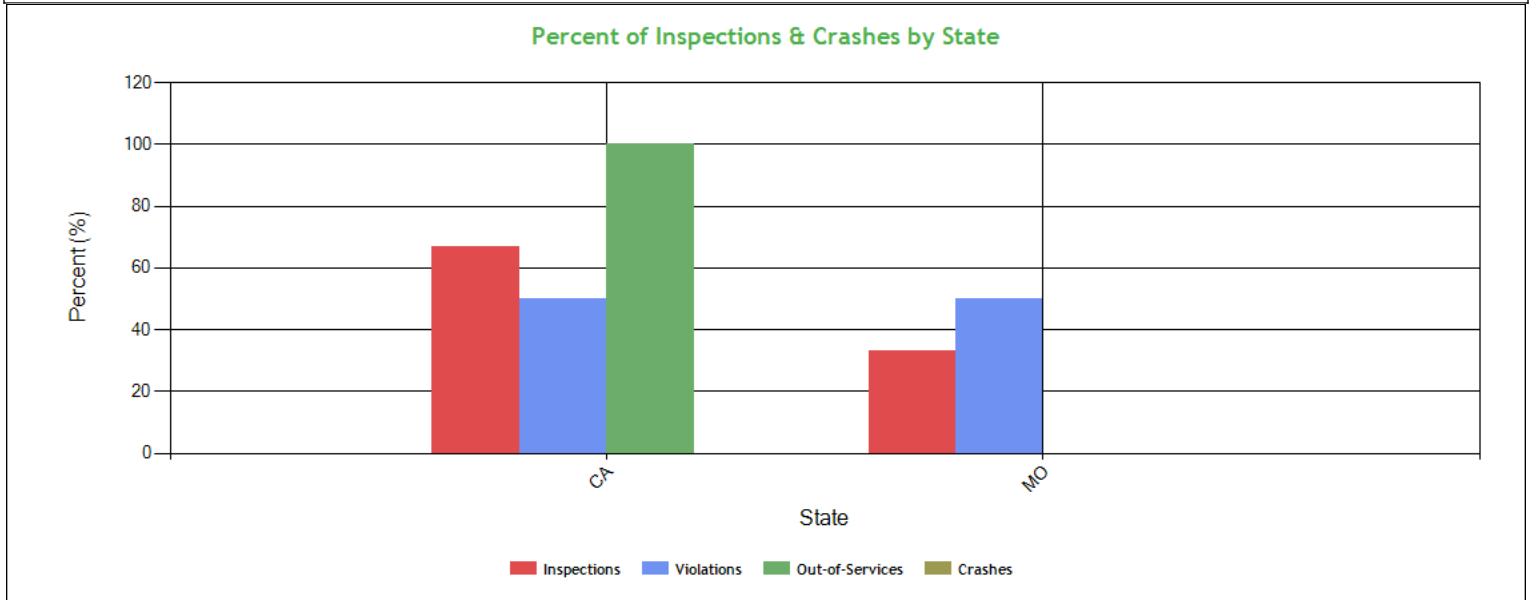


### Inspection Violation % OOS Chronology - Table [ToC](#)

	2021	2022	2023	2024	2025
Total Violations	0	0	0	8	0
Total Out Of Services	0	0	0	2	0
%OOS Total Violations	0	0	0	25.00	0
Total Driver Violations	0	0	0	4	0
Total Driver Out Of Services	0	0	0	0	0
%OOS Driver Violations	0	0	0	0	0
Total PU Violations	0	0	0	6	0
Total PU Out Of Services	0	0	0	1	0
%OOS PU Violations	0	0	0	16.67	0
Total Trailer Violations	0	0	0	2	0
Total Trailer Out Of Services	0	0	0	1	0
%OOS Trailer Violations	0	0	0	50.0	0
Total Hazmat Violations	0	0	0	0	0
Total Hazmat Out Of Services	0	0	0	0	0
%OOS HazMat Violations	0	0	0	0	0



**Percent of Insp & Crash by State - Chart ToC**



**Percent of Insp & Crash by State - Table (based on Inspection data from the last 4 years) ToC**

State	Inspections		Violations		Out-of-Services		Crashes	
	Total	Percent	Total	Percent	Total	Percent	Total	Percent
	3	100	8	100	2	100	0	100
CA	2	66.7	4	50	2	100	0	0
MO	1	33.3	4	50	0	0	0	0

**VIN Insp Summary by State (based on inspection from the last 2 years) ToC**

VIN	Insp	Viol Pts	Counts in each State			
			CA		MO	
			Insp	Viol Pts	Insp	Viol Pts
TOTALS	7/48*	3/28**	2	14	1	14
3AKJHHDR4KSKJ1057	3	20	2	6	1	14
1UYVS2534FU250004	1	8	1	8	0	0
1UYVS2535P3767853	1	0	1	0	0	0

\*<Total number of inspections for these 3 VIN(s)>/n<Total number of inspections for these 2 state(s)>

\*\*<Total severity sum for these 3 VIN(s)>/n<Total severity sum for these 2 state(s)>

**Violations By Unit Type ToC**

**# of Violations: 8 Total Severity: 28 based on inspections in the last 2 years**

Violation Unit: Driver	# of Violations: 4	Total Severity: 14	% of Total: 50%
Viol. Group: False Log	# of Violations: 1	Total Severity: 7	% of Total: 25%
Violation	Number of Occurrences	Viol. Severity	Total Severity
395.8EHOSPD:HOS (PROPERTY) - NO DRIVER MAY MAKE A FALSE REPORT	1	7	7
Viol. Group: Incomplete/Wrong Log	# of Violations: 1	Total Severity: 5	% of Total: 17.86%
395.32BELDDFR:HOS (ELD) - DRIVER FAILED TO REVIEW ANY UNASSIGNED	1	5	5
Viol. Group: Other Log/Form & Manner	# of Violations: 2	Total Severity: 2	% of Total: 7.14%
395.24:HOS (ELD) - ELD FORM AND MANNER	1	1	1
395.30B2ELDDFC24:HOS (ELD) - DRIVER FAILING TO CERTIFY THE RECORD I	1	1	1
Violation Unit: Power Unit	# of Violations: 2	Total Severity: 6	% of Total: 21.43%



<b>Viol. Group: Other Vehicle Defect</b>	<b># of Violations: 2</b>	<b>Total Severity: 6</b>	<b>% of Total: 21.43%</b>
<b>Violation</b>	<b>Number of Occurrences</b>	<b>Viol. Severity</b>	<b>Total Severity</b>
393.30:Improper battery installation	1	3	3
396.3A1DSUJ:Universal Joint Loose / Broken / Missing Component	1	3	3
<b>Violation Unit: Trailer</b>	<b># of Violations: 2</b>	<b>Total Severity: 8</b>	<b>% of Total: 28.57%</b>
<b>Viol. Group: Tires</b>	<b># of Violations: 1</b>	<b>Total Severity: 8</b>	<b>% of Total: 28.57%</b>
<b>Violation</b>	<b>Number of Occurrences</b>	<b>Viol. Severity</b>	<b>Total Severity</b>
393.75A1:Tire -ply or belt material exposed	1	8	8
<b>Viol. Group: Not used in SMS Calculation</b>	<b># of Violations: 1</b>	<b>Total Severity: 0</b>	<b>% of Total: 0%</b>
396.3A1BOS:BRAKES OUT OF SERVICE: The number of defective bra	1	0	0

### Equipment Ownership [ToC](#)Equipment Ownership (based on MCS-150 dated 4/7/2025)

	<b>Trucks</b>	<b>Tractors</b>	<b>Trailers</b>	<b>Motor Coaches</b>	<b>Vans</b>
<b>Owned</b>	0	1	1	0	0
<b>Term Leased</b>	0	0	0	0	0
<b>Trip Leased</b>	0	0	0	0	0
<b>Total No.</b>	0	1	1	0	0

### Equipment Details Power Units [ToC](#)

<b>VIN</b>	<b>Latest Insp Date</b>	<b>Year</b>	<b>Make</b>	<b>Model</b>	<b>Body Class</b>	<b>Body Type</b>	<b>Axles</b>	<b>Len</b>	<b>Fuel Type</b>
3AKJHHR4KS KJ1057	08/01/2024	2019	FREIGHTLINER	New Cascadia 126" Sleepercab	Truck-Tractor	-	-	-	Diesel

### Equipment Details Trailers

<b>VIN</b>	<b>Latest Insp Date</b>	<b>Year</b>	<b>Make</b>	<b>Model</b>	<b>Body Class</b>	<b>Body Type</b>	<b>Axles</b>	<b>Len</b>	<b>Fuel Type</b>
1UYVS2534FU2 50004	08/01/2024	2015	UTILITY	Utility Trailer Manufacturer	Trailer	Van Trailer	2	53	-
1UYVS2535P37 67853	07/27/2024	2023	UTILITY	Utility Trailer Manufacturer	Trailer	Van Trailer	2	53	Not Applicable

### Vehicle Age [ToC](#)

<b>Year</b>	<b># Power Units</b>	<b>PU Percentage</b>	<b># Trailers</b>	<b>Trailres Percentage</b>
2023	0	0.00%	1	50.00%
2019	1	100.00%	0	0.00%
2015	0	0.00%	1	50.00%

Based on 24 months of inspection data, see the live report for more options

### States of Power Unit Registrations [ToC](#)

<b>State</b>	<b>CA</b>	<b>MO</b>
<b>Number of Power Units</b>	1	1



**Equipment Acquisitions - Table** [ToC](#)

	Power Units inspected for 1st time in past 12 months	Power Units inspected for 1st time in past 24 months	Power Units inspected during entire date range		Trailers inspected for 1st time in past 12 months	Trailers inspected for 1st time in past 24 months	Trailers inspected during entire date range
Unique VINs	1	1	1		2	2	2
Unique License Plates	1	1	1		2	2	2
License Plate States	1	1	1		1	1	1

**Driver Details** [ToC](#)**Driver Details** (based on MCS-150 dated 4/7/2025)

	Within 100 mi	Beyond 100 mi	TOTAL
# Drivers Interstate	0	2	2
# Drivers Intrastate	0	0	0
TOTAL	0	2	/
Avg. # Trip Lease Drivers/Mo: 0 # Drivers Grand Total: 2 # Drivers Commercially Licensed: 2			

**Shared VIN Summary** [ToC](#)

**No Data**

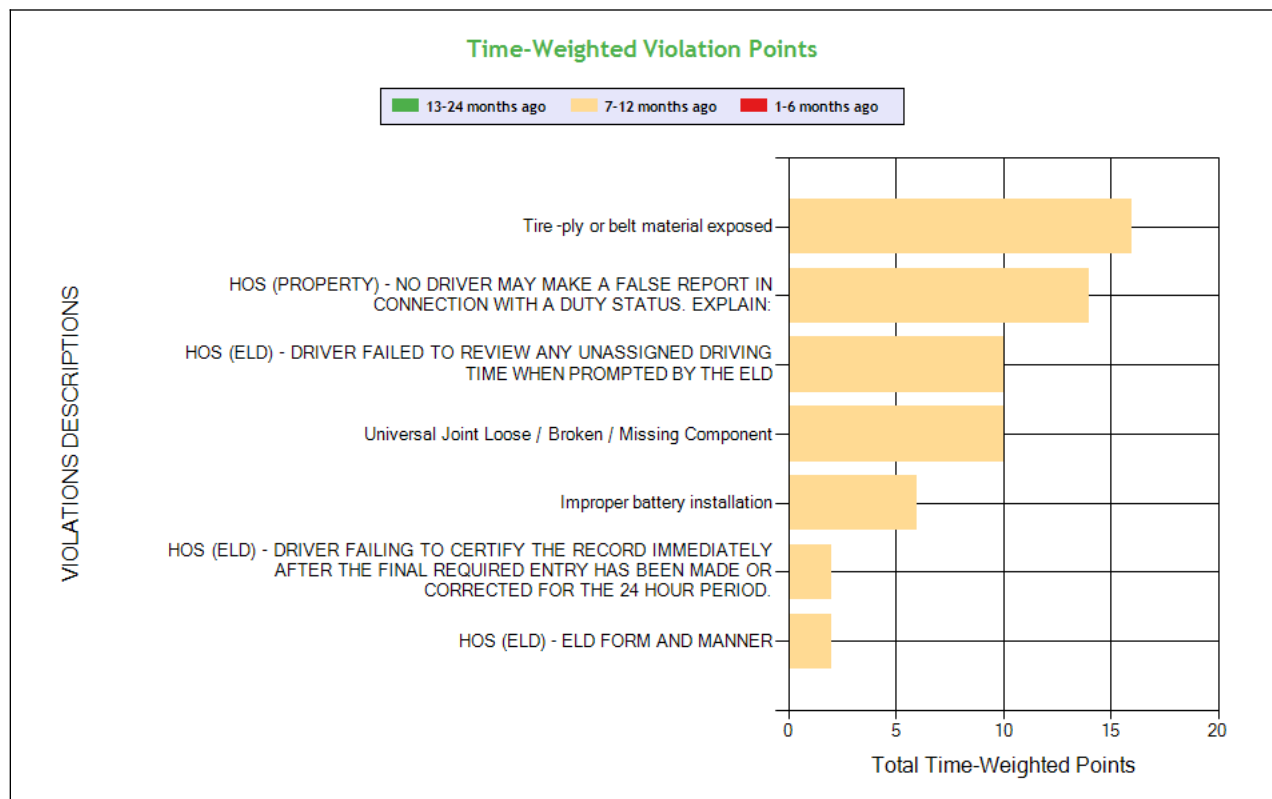
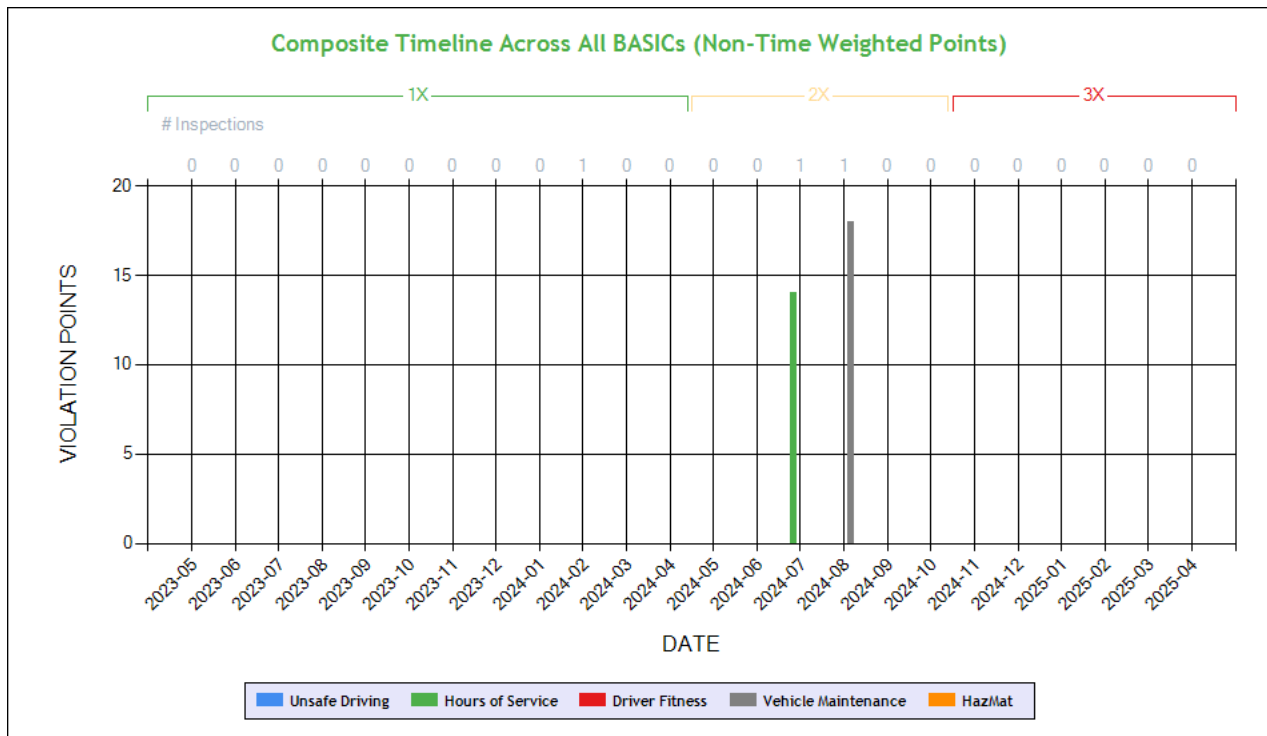
**SHIPPERS DETAIL** [ToC](#) based on Inspection results for the last 4 years

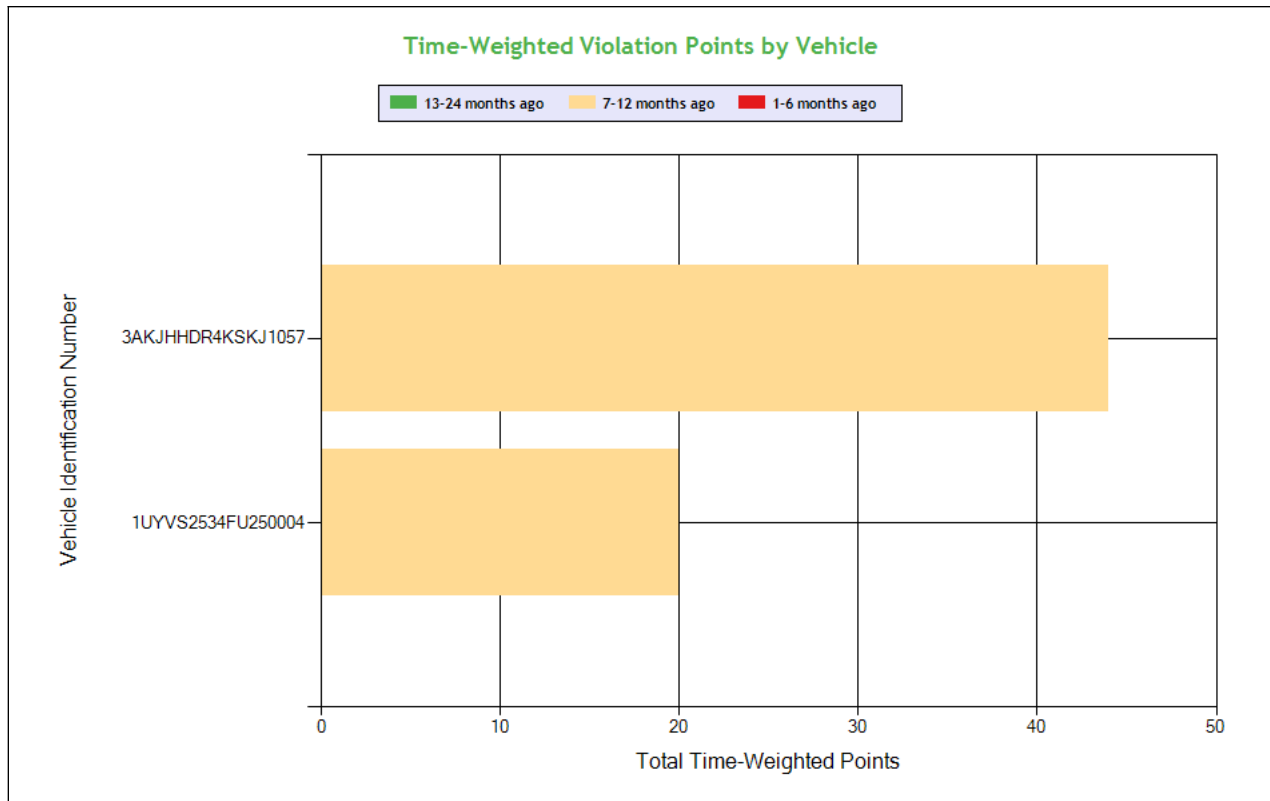
Shipper Name	Number of Inspections	Shipper Name	Number of Inspections
No Shipper listed	1	DEL MONTE FOODS	1
POMPEIAN INC.	1		





## Carrier Underwriting Report Safety Summary ToC





See the Excel file for the complete analysis

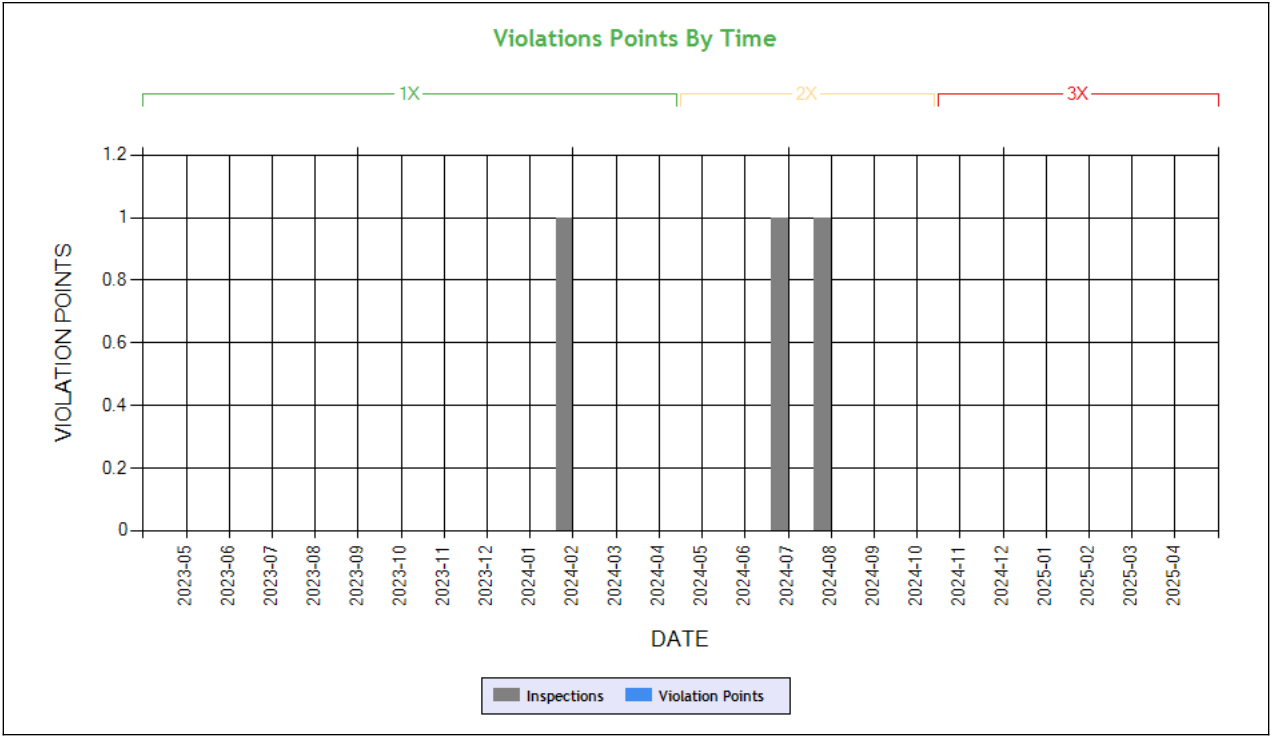
# Violations is in (1-6/7-12/13-24mo)

Shaded = Out Of Service Violation										
Violation Group			Tires	False Log	Other Vehicle Defect	Incomplete/Wrong Log	Other Vehicle Defect	Not used in SMS Calculation	Other Log/Form & Manner	Other Log/Form & Manner
Violation Description	Total Time-weighted Points by VIN	% of Total Time-weighted Points by VIN	Tire -ply or belt material exposed	HOS (PROPERTY) - NO DRIVER MAY MAKE A FALSE REPORT IN CONNECTION WITH A DUTY STATUS. EXPLAIN:	Universal Joint Loose / Broken / Missing Component	HOS (ELD) - DRIVER FAILED TO REVIEW ANY UNASSIGNED DRIVING TIME WHEN PROMPTED BY THE ELD	Improper battery installation	BRAKES OUT OF SERVICE: The number of defective brakes is equal to or greater than 20 percent of the service brakes on the vehicle or combination	HOS (ELD) - ELD FORM AND MANNER	HOS (ELD) - DRIVER FAILING TO CERTIFY THE RECORD IMMEDIATELY AFTER THE FINAL REQUIRED ENTRY HAS BEEN MADE OR CORRECTED FOR THE 24 HOUR PERIOD.
Driver Resp			Yes	Yes	No	Yes	Yes	N/A	Yes	Yes
Total Time-weighted Points			16	14	10	10	6	4	2	2
% Total Time-Wt Pts			25.00	21.88	15.62	15.62	9.38	6.25	3.12	3.12
3AKJHHDR4KSKJ1057	44	68.75		14 (0/1/0)	10 (0/1/0)	10 (0/1/0)	6 (0/1/0)		2 (0/1/0)	2 (0/1/0)
1UYVS2534FU250004	20	31.25	16 (0/1/0)					4 (0/1/0)		



**SAFETY ANALYSIS    ToC**

**Unsafe Driving**

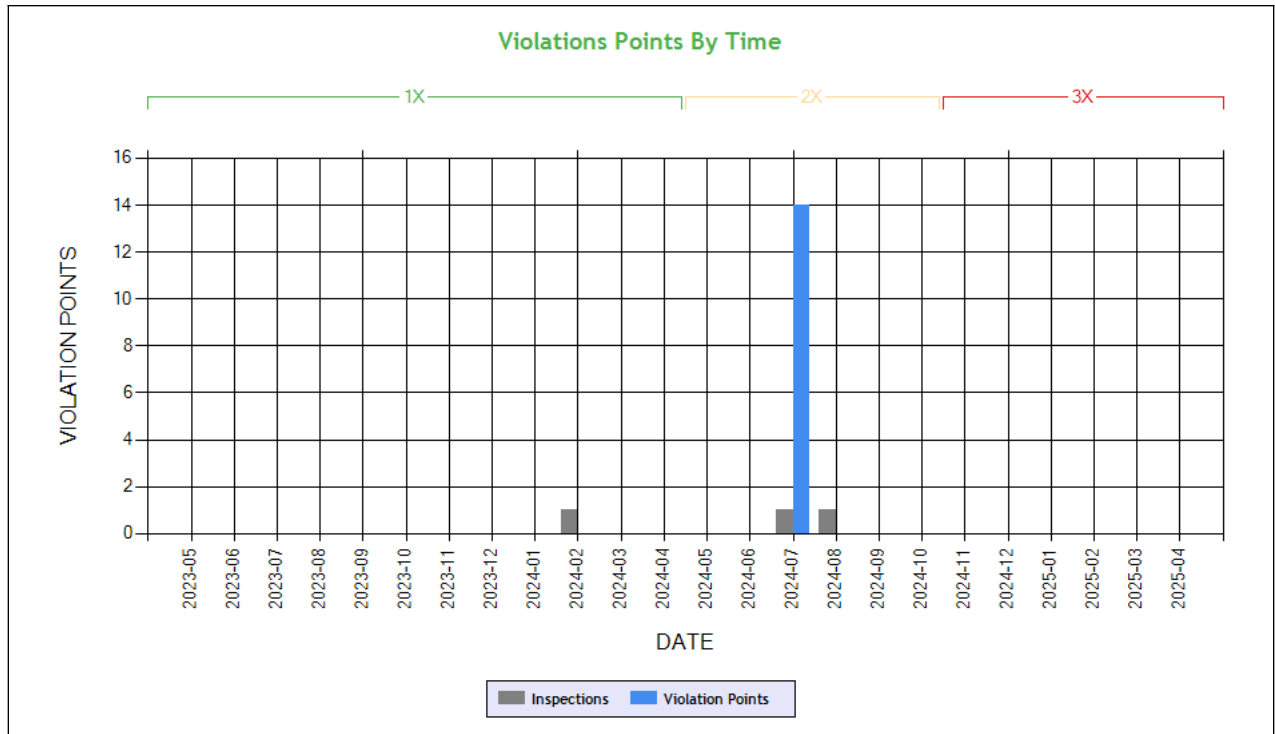


**Time-Weighted Violation Points - no data available to draw a chart**  
**Time-Weighted Severity Points by Vehicle - no data available to draw a chart**

See the Excel file for the complete analysis # Violations is in (1-6/7-12/13-24mo)

Shaded = Out Of Service Violation		
Violation Group		
Violation Description	Total Time-weighted Points by VIN	% of Total Time-weighted Points by VIN
Driver Resp		
Total Time-weighted Points		
% Total Time-Wt Pts		

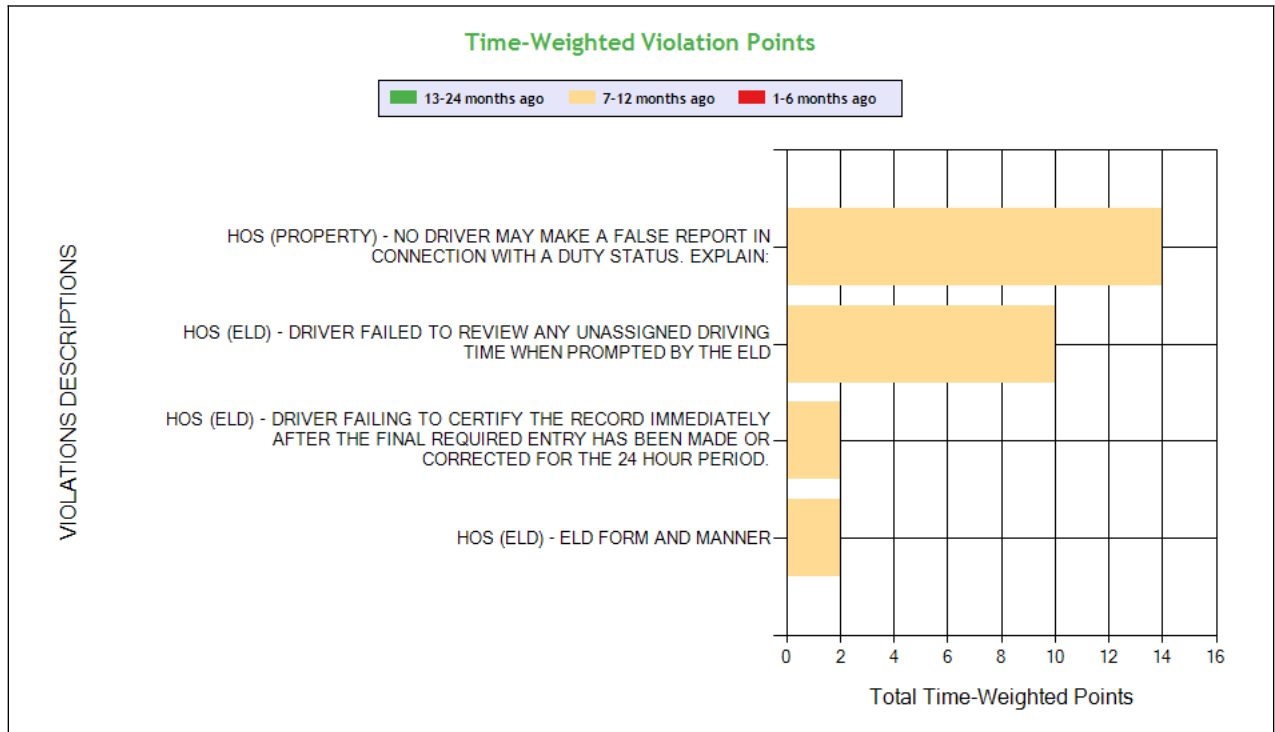
**HOS Compliance**



**Carrier Software**  
 1-800-646-5152  
 info@CarrierSoftware.com

**CONFIDENTIAL - Intended for use by Amerigo Insurance Agency - Date: 5/20/2025**

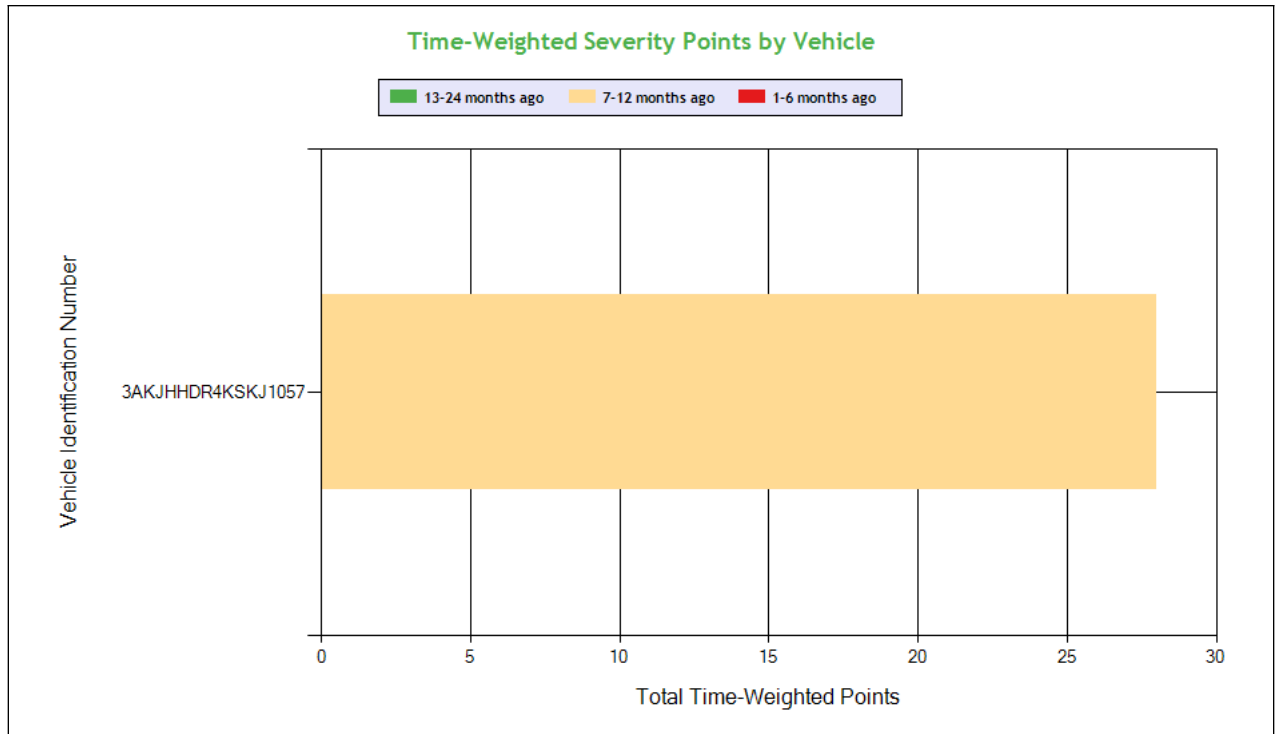
**KAMBOJ TRUCKS INC - DOT# 3875771 / MC1420374**



See the Excel file for the complete analysis

# Violations is in (1-6/7-12/13-24mo)

Shaded = Out Of Service Violation



**Carrier Software**  
 1-800-646-5152  
 info@CarrierSoftware.com

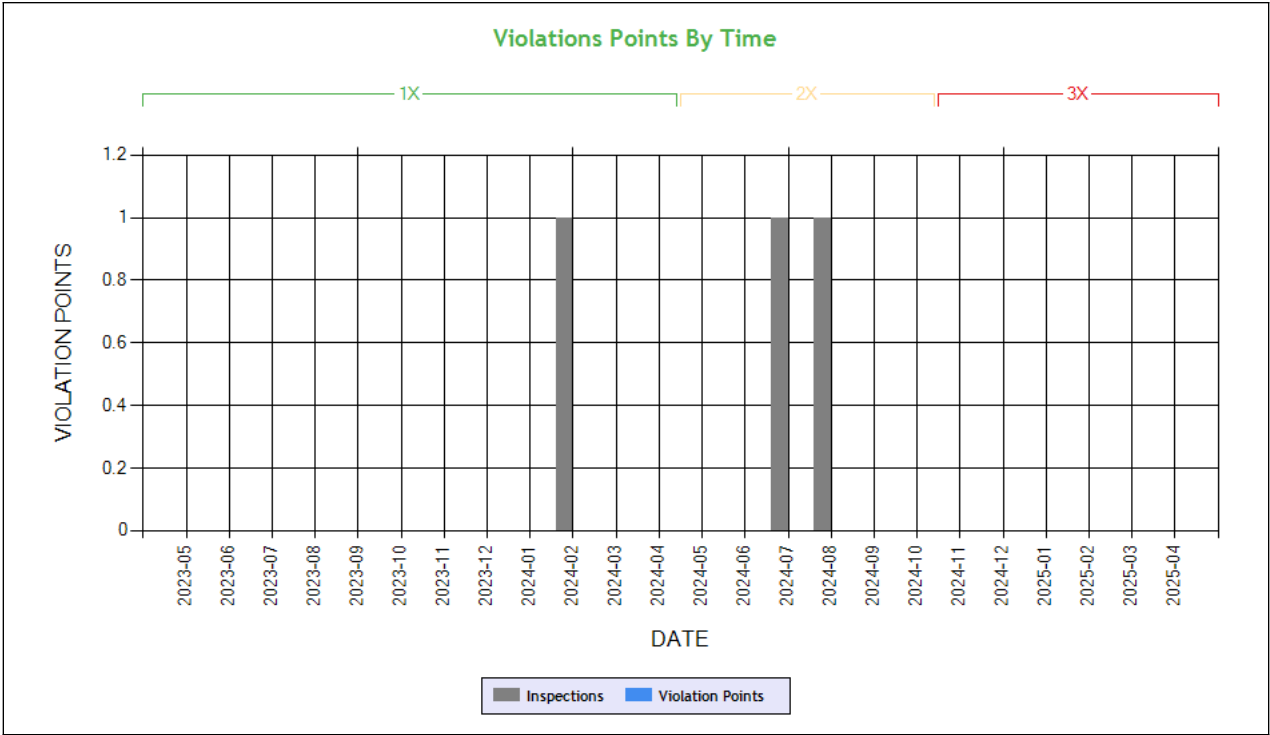
**CONFIDENTIAL - Intended for use by Amerigo Insurance Agency - Date: 5/20/2025**

**KAMBOJ TRUCKS INC - DOT# 3875771 / MC1420374**

Violation Group			False Log	Incomplete/Wrong Log	Other Log/Form & Manner	Other Log/Form & Manner
Violation Description	Total Time-weighted Points by VIN	% of Total Time-weighted Points by VIN	HOS (PROPERTY) - NO DRIVER MAY MAKE A FALSE REPORT IN CONNECTION WITH A DUTY STATUS. EXPLAIN:	HOS (ELD) - DRIVER FAILED TO REVIEW ANY UNASSIGNED DRIVING TIME WHEN PROMPTED BY THE ELD	HOS (ELD) - ELD FORM AND MANNER	HOS (ELD) - DRIVER FAILING TO CERTIFY THE RECORD IMMEDIATELY AFTER THE FINAL REQUIRED ENTRY HAS BEEN MADE OR CORRECTED FOR THE 24 HOUR PERIOD.
Driver Resp			Yes	Yes	Yes	Yes
Total Time-weighted Points			14	10	2	2
% Total Time-Wt Pts			50.0	35.71	7.14	7.14
3AKJHHDR4KSKJ1057	28	100	14 (0/1/0)	10 (0/1/0)	2 (0/1/0)	2 (0/1/0)



**Driver Fitness**



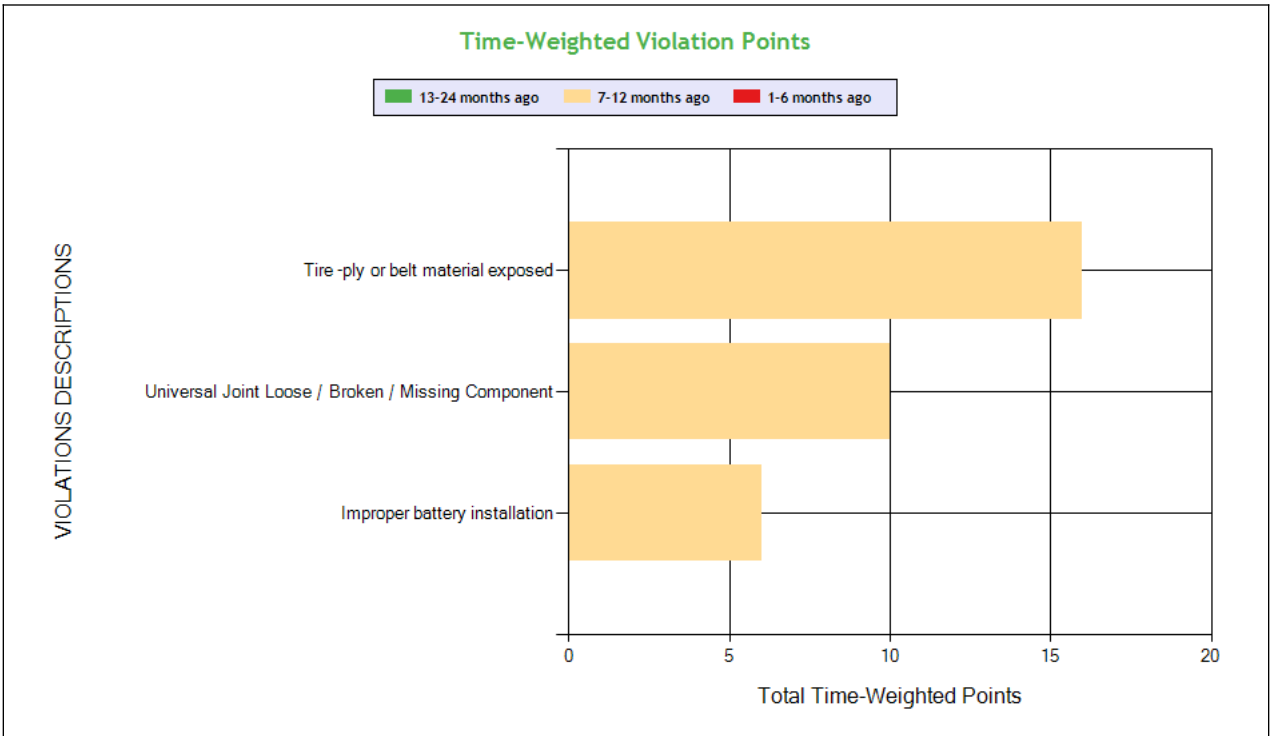
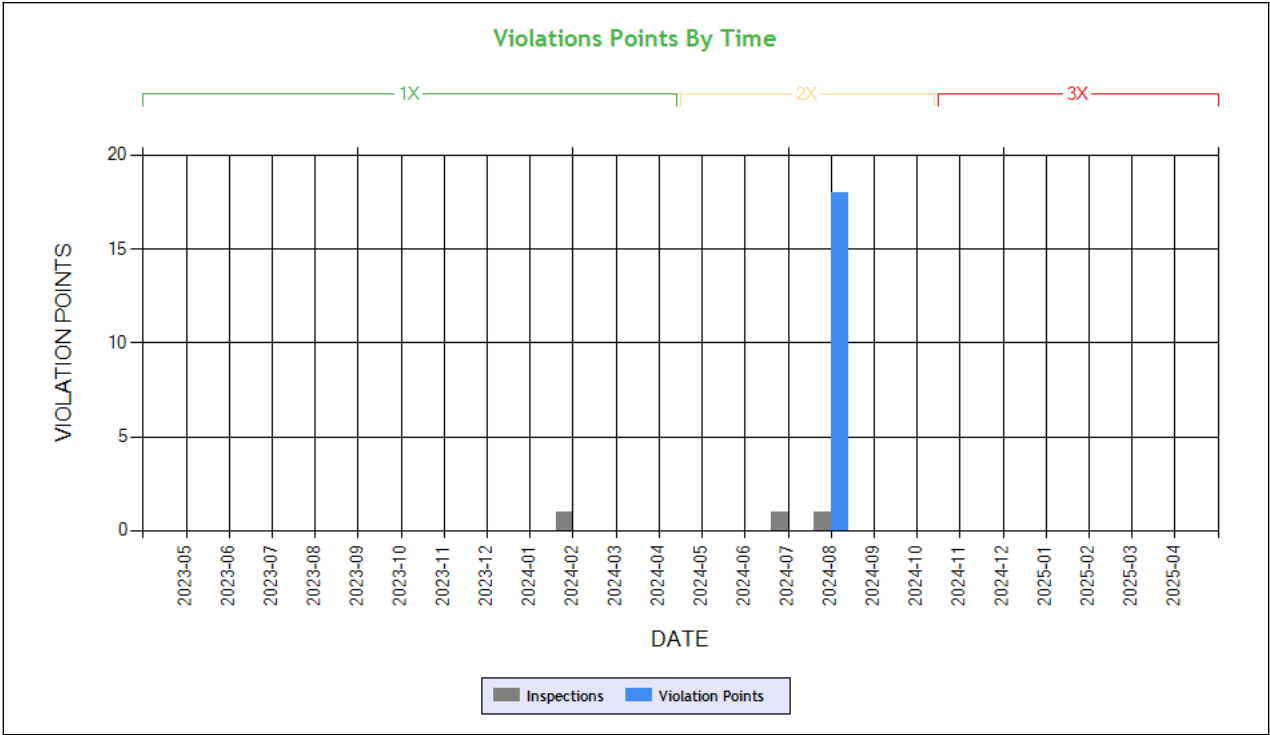
**Time-Weighted Violation Points - no data available to draw a chart**  
**Time-Weighted Severity Points by Vehicle - no data available to draw a chart**

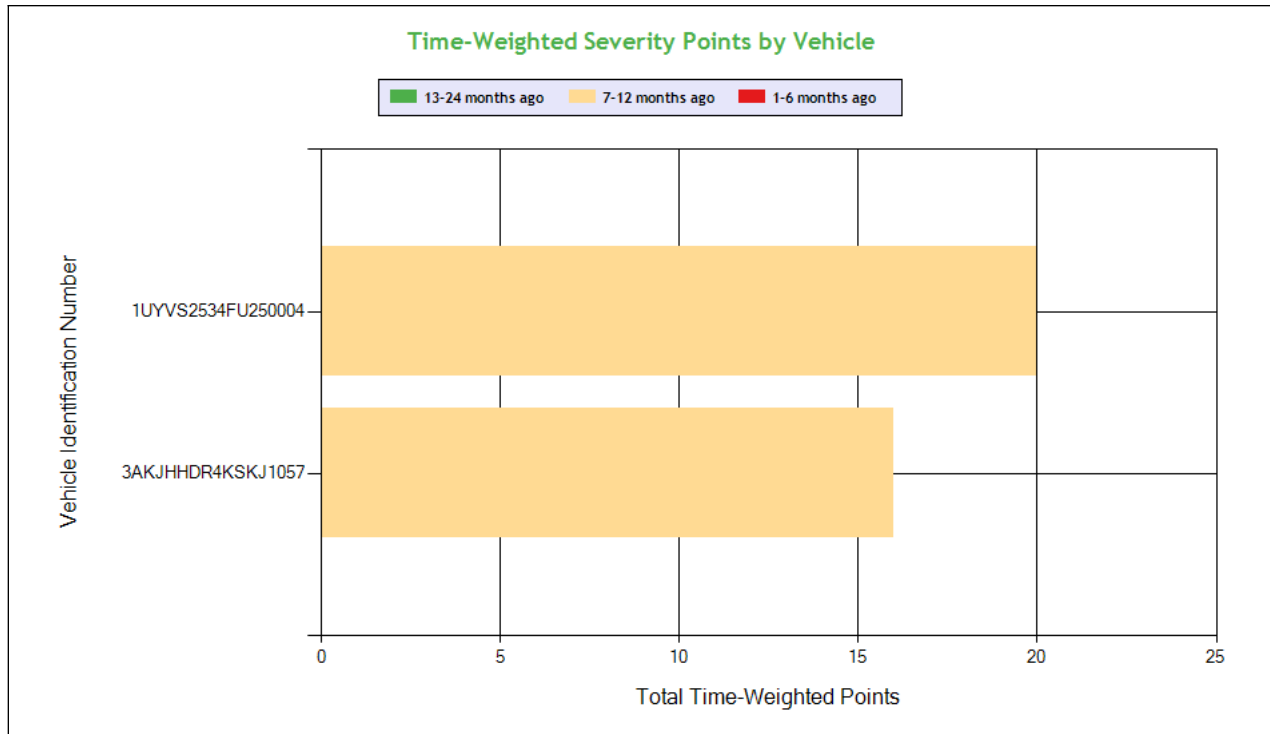
See the Excel file for the complete analysis # Violations is in (1-6/7-12/13-24mo)

Shaded = Out Of Service Violation		
Violation Group		
Violation Description	Total Time-weighted Points by VIN	% of Total Time-weighted Points by VIN
Driver Resp		
Total Time-weighted Points		
% Total Time-Wt Pts		



Vehicle Maintenance





**Carrier Software**  
 1-800-646-5152  
 info@CarrierSoftware.com

**CONFIDENTIAL - Intended for use by Amerigo Insurance Agency - Date: 5/20/2025**

**KAMBOJ TRUCKS INC - DOT# 3875771 / MC1420374**

See the Excel file for the complete analysis

# Violations is in (1-6/7-12/13-24mo)

Shaded = Out Of Service Violation						
Violation Group			Tires	Other Vehicle Defect	Other Vehicle Defect	Not used in SMS Calculation
Violation Description	Total Time-weighted Points by VIN	% of Total Time-weighted Points by VIN	Tire -ply or belt material exposed	Universal Joint Loose / Broken / Missing Component	Improper battery installation	BRAKES OUT OF SERVICE: The number of defective brakes is equal to or greater than 20 percent of the service brakes on the vehicle or combination
Driver Resp			Yes	No	Yes	N/A
Total Time-weighted Points			16	10	6	4
% Total Time-Wt Pts			44.44	27.78	16.67	11.11
1UYVS2534FU250004	20	55.56	16 (0/1/0)			4 (0/1/0)
3AKJHHDR4KSKJ1057	16	44.44		10 (0/1/0)	6 (0/1/0)	

#### COLOR CODED CRASH TABLE ToC

No crashes have been reported by the DOT on this Motor Carrier

#### INSPECTIONS WITH SHARED EQUIPMENT:

No Data





### LEGEND

#### Vehicle Information

Inspection for DOT # being analyzed

Inspection for Different DOT #

Crash Information for specific VIN

### INSPECTION DETAILS for ALL Inspections

PDF shows the first 100 Power Unit & Trailer VINs with most recent inspections using data from the last 4 years

### POWER UNIT Inspections Section

VIN: 3AKJHHDR4KSKJ1057				Unit: Truck Tractor		Year: 2019	Make: FREIGHTLINER	
Crash Report No.		DOT	Date	State	Fatalities	Injuries	Tow Away	Vehicles Involved
FL8844769201		428823	03/12/2021	FL	0	1	Yes	2
DOT No: 3875771		Docket No: MC1420374		Name: KAMBOJ TRUCKS INC			Interstate: Yes	
Date	Unit License	Unit Lic State	Violation Unit	Violation Description		Severity	OOS	Citation
08/01/2024	YP98959	CA	1	393.30 - Improper battery installation		3	No	
08/01/2024	YP98959	CA	1	396.3A1DSUJ - Universal Joint Loose / Broken / Missing Component		3	Yes	
07/27/2024	YP98959	CA	D	395.24 - HOS (ELD) - ELD FORM AND MANNER		1	No	
07/27/2024	YP98959	CA	D	395.30B2ELDDFC24 - HOS (ELD) - DRIVER FAILING TO CERTIFY THE RECORD IMMEDIATELY AFTER THE FINAL REQUIRED ENTRY HAS BEEN MADE OR CORRECTED FOR THE 24 HOUR PERIOD.		1	No	
07/27/2024	YP98959	CA	D	395.32BELDDFR - HOS (ELD) - DRIVER FAILED TO REVIEW ANY UNASSIGNED DRIVING TIME WHEN PROMPTED BY THE ELD		5	No	
07/27/2024	YP98959	CA	D	395.8EHOSPD - HOS (PROPERTY) - NO DRIVER MAY MAKE A FALSE REPORT IN CONNECTION WITH A DUTY STATUS. EXPLAIN:		7	No	
02/10/2024	YP98959	CA	-	-		-	-	-
DOT No: 3603093		Docket No: MC1224573		Name: FLEET CARGO SOLUTIONS INC			Interstate: Yes	
Date	Unit License	Unit Lic State	Violation Unit	Violation Description		Severity	OOS	Citation
07/27/2023	YP98959	CA	-	-		-	-	-
DOT No: 428823		Docket No: MC227271		Name: KNIGHT TRANSPORTATION INC			Interstate: Yes	
Date	Unit License	Unit Lic State	Violation Unit	Violation Description		Severity	OOS	Citation
09/10/2020	2516107	IN	-	-		-	-	-
03/03/2020	2516107	IN	-	-		-	-	-
01/26/2020	2516107	IN	-	-		-	-	-
11/18/2019	2516107	IN	-	-		-	-	-
10/16/2019	2516107	IN	-	-		-	-	-
03/20/2019	2516107	IN	-	-		-	-	-

### TRAILER Inspections Section

VIN: 3AKJHHDR4KSKJ1057				Unit: Truck Tractor		Year: 2019	Make: FREIGHTLINER
Crash Report No.	DOT	Date	State	Fatalities	Injuries	Tow Away	Vehicles Involved
FL8844769201	428823	03/12/2021	FL	0	1	Yes	2
DOT No: 3875771		Docket No: MC1420374		Name: KAMBOJ TRUCKS INC			Interstate: Yes



Date	Unit License	Unit Lic State	Violation Unit	Violation Description	Severity	OOS	Citation
08/01/2024	YP98959	CA	1	393.30 - Improper battery installation	3	No	
08/01/2024	YP98959	CA	1	396.3A1DSUJ - Universal Joint Loose / Broken / Missing Component	3	Yes	
07/27/2024	YP98959	CA	D	395.24 - HOS (ELD) - ELD FORM AND MANNER	1	No	
07/27/2024	YP98959	CA	D	395.30B2ELDDFC24 - HOS (ELD) - DRIVER FAILING TO CERTIFY THE RECORD IMMEDIATELY AFTER THE FINAL REQUIRED ENTRY HAS BEEN MADE OR CORRECTED FOR THE 24 HOUR PERIOD.	1	No	
07/27/2024	YP98959	CA	D	395.32BELDDFR - HOS (ELD) - DRIVER FAILED TO REVIEW ANY UNASSIGNED DRIVING TIME WHEN PROMPTED BY THE ELD	5	No	
07/27/2024	YP98959	CA	D	395.8EHOSPD - HOS (PROPERTY) - NO DRIVER MAY MAKE A FALSE REPORT IN CONNECTION WITH A DUTY STATUS. EXPLAIN:	7	No	
02/10/2024	YP98959	CA	-	-	-	-	-
DOT No: 3603093		Docket No: MC1224573		Name: FLEET CARGO SOLUTIONS INC		Interstate: Yes	
Date	Unit License	Unit Lic State	Violation Unit	Violation Description	Severity	OOS	Citation
07/27/2023	YP98959	CA	-	-	-	-	-
DOT No: 428823		Docket No: MC227271		Name: KNIGHT TRANSPORTATION INC		Interstate: Yes	
Date	Unit License	Unit Lic State	Violation Unit	Violation Description	Severity	OOS	Citation
09/10/2020	2516107	IN	-	-	-	-	-
03/03/2020	2516107	IN	-	-	-	-	-
01/26/2020	2516107	IN	-	-	-	-	-
11/18/2019	2516107	IN	-	-	-	-	-
10/16/2019	2516107	IN	-	-	-	-	-
03/20/2019	2516107	IN	-	-	-	-	-

### Inspection Summary By Month (based on inspections from the last 4 years) [ToC](#)

Year-Month	Number of Inspections	Number of Power Units	Total Violations	Total OOS Inspections	Total Severity Points	Number of Crashes
2024-08	1	1	4	1	14	0
2024-07	1	1	16	0	14	0
2024-02	1	1	0	0	0	0

Note: The most recent month's counts may not include all the inspections for that month.

### VIN Inspection Violation Details [ToC](#)

# of VINs: 3 # of Insp: 4 Severity Weight: 56 Avg. Weight/VIN: 14.0 (based on inspections in the last 4 years, showing top 50 VINs inspected most recently)									
VIN 1UYVS2534FU250004		# of Inspections: 1		Total Severity: 14		Percentage of Total: 25.00%		Avg. Weight Per Inspection: 14.0	
Inspection Date	Inspection ID	Inspection State	Location Description	Total Severity	# of Violations	Shipper Name	Inspection Level	Post Accident	Out of Service
08/01/2024	82328990	CA	CACHE CREEK	14	4	POMPEIAN INC.	1	No	Yes
BASIC		Unit Type		Severity		Description		Out of Service	
Vehicle Maintenance		Semi Trailer		8		393.75A1:Tire -ply or belt material exposed		No	
Vehicle Maintenance		Semi Trailer		3		393.30:Improper battery installation		No	
Vehicle Maintenance		Semi Trailer		3		396.3A1DSUJ:Universal Joint Loose / Broken / Missing Component		Yes	
Vehicle Maintenance		Semi Trailer		0		396.3A1BOS:BRAKES OUT OF SERVICE: The number of defective bra		Yes	
VIN 3AKJHHDR4KSKJ1057		# of Inspections: 2		Total Severity: 28		Percentage of Total: 50.00%		Avg. Weight Per Inspection: 14.0	
Inspection Date	Inspection ID	Inspection State	Location Description	Total Severity	# of Violations	Shipper Name	Inspection Level	Post Accident	Out of Service
08/01/2024	82328990	CA	CACHE CREEK	14	4	POMPEIAN INC.	1	No	Yes
BASIC		Unit Type		Severity		Description		Out of Service	
Vehicle Maintenance		Truck Tractor		8		393.75A1:Tire -ply or belt material exposed		No	
Vehicle Maintenance		Truck Tractor		3		393.30:Improper battery installation		No	
Vehicle Maintenance		Truck Tractor		3		396.3A1DSUJ:Universal Joint Loose / Broken / Missing Component		Yes	
Vehicle Maintenance		Truck Tractor		0		396.3A1BOS:BRAKES OUT OF SERVICE: The number of defective bra		Yes	



Inspection Date	Inspection ID	Inspection State	Location Description	Total Severity	# of Violations	Shipper Name	Inspection Level	Post Accident	Out of Service
07/27/2024	82238197	MO	JOPLIN MO	14	4	DEL MONTE FOODS	1	No	No
BASIC		Unit Type		Severity		Description		Out of Service	
Hours-Of-Serivce Compliance		Truck Tractor		7		395.8EHOSPD:HOS (PROPERTY) - NO DRIVER MAY MAKE A FALSE REPORT		No	
Hours-Of-Serivce Compliance		Truck Tractor		5		395.32BELDDFR:HOS (ELD) - DRIVER FAILED TO REVIEW ANY UNASSIGNED		No	
Hours-Of-Serivce Compliance		Truck Tractor		1		395.24:HOS (ELD) - ELD FORM AND MANNER		No	
Hours-Of-Serivce Compliance		Truck Tractor		1		395.30B2ELDDFC24:HOS (ELD) - DRIVER FAILING TO CERTIFY THE RECORD I		No	
VIN 1UYVS2535P3767853		# of Inspections: 1		Total Severity: 14		Percentage of Total: 25.00%		Avg. Weight Per Inspection: 14.0	
Inspection Date	Inspection ID	Inspection State	Location Description	Total Severity	# of Violations	Shipper Name	Inspection Level	Post Accident	Out of Service
07/27/2024	82238197	MO	JOPLIN MO	14	4	DEL MONTE FOODS	1	No	No
BASIC		Unit Type		Severity		Description		Out of Service	
Hours-Of-Serivce Compliance		Semi Trailer		7		395.8EHOSPD:HOS (PROPERTY) - NO DRIVER MAY MAKE A FALSE REPORT		No	
Hours-Of-Serivce Compliance		Semi Trailer		5		395.32BELDDFR:HOS (ELD) - DRIVER FAILED TO REVIEW ANY UNASSIGNED		No	
Hours-Of-Serivce Compliance		Semi Trailer		1		395.24:HOS (ELD) - ELD FORM AND MANNER		No	
Hours-Of-Serivce Compliance		Semi Trailer		1		395.30B2ELDDFC24:HOS (ELD) - DRIVER FAILING TO CERTIFY THE RECORD I		No	

#### Inspection History [ToC](#)

Inspection Date	Report Number	Report State	Plate Number	Plate State	Type	Severity Weight	Time Weight
08/01/2024	NEAB001201	CA	YP98959	CA	Truck Tractor		2
3AKJHHDR4KSKJ1057 - Power Unit - Vehicle Maintenance Violation: 393.30Improper battery installation						3	
3AKJHHDR4KSKJ1057 - Power Unit - Vehicle Maintenance Violation: 393.75A1Tire -ply or belt material exposed						8	
3AKJHHDR4KSKJ1057 - Power Unit - OOS Vehicle Maintenance Violation: 396.3A1BOSBRAKES OUT OF SERVICE: The number of defective brakes is equal to or greater than 20 percent of the service brakes on the vehicle or combination						0	
3AKJHHDR4KSKJ1057 - Power Unit - OOS Vehicle Maintenance Violation: 396.3A1DSUJUniversal Joint Loose / Broken / Missing Component						3	
07/27/2024	W138005884	MO	YP98959	CA	Truck Tractor		2
3AKJHHDR4KSKJ1057 - Power Unit - Hours-Of-Service Violation: 395.24HOS (ELD) - ELD FORM AND MANNER						1	
3AKJHHDR4KSKJ1057 - Power Unit - Hours-Of-Service Violation: 395.30B2ELDDFC24HOS (ELD) - DRIVER FAILING TO CERTIFY THE RECORD IMMEDIATELY AFTER THE FINAL REQUIRED ENTRY HAS BEEN MADE OR CORRECTED FOR THE 24 HOUR PERIOD.						1	
3AKJHHDR4KSKJ1057 - Power Unit - Hours-Of-Service Violation: 395.32BELDDFRHOS (ELD) - DRIVER FAILED TO REVIEW ANY UNASSIGNED DRIVING TIME WHEN PROMPTED BY THE ELD						5	
3AKJHHDR4KSKJ1057 - Power Unit - Hours-Of-Service Violation: 395.8EHOSPDHOS (PROPERTY) - NO DRIVER MAY MAKE A FALSE REPORT IN CONNECTION WITH A DUTY STATUS. EXPLAIN:						7	
02/10/2024	UF6X002544	CA	YP98959	CA	Truck Tractor		1
Only the first 20 inspections are shown. See the live report for more data.							

#### Crash Hot Spots [ToC](#)

State	Level 1 (lowest crash frequency)	Level 2	Level 3	Level 4	Level 5 (highest crash frequency)
California	1	0	1	0	0
Missouri	0	0	0	0	1
Total	1	0	1	0	1
Company Level: 3					

#### Equipment and Driver Details [ToC](#)

Equipment (Owned/Leased/Trip)	Driver Details
-------------------------------	----------------



MCS-150 Date	Tractors	Straight Trucks	Trailers	CDL's	Interstate	Intrastate
04/07/2025	1/0/0	0/0/0	1/0/0	2	2	0
11/07/2024	1/0/0	0/0/0	1/0/0	2	2	0
10/01/2024	1/0/0	0/0/0	1/0/0	2	4	0
09/17/2024	3/0/0	0/0/0	0/3/0	4	4	0
08/06/2024	3/0/0	0/0/0	0/3/0	4	4	0
07/01/2024	3/0/0	0/0/0	0/3/0	4	4	0
04/12/2024	3/0/0	0/0/0	0/3/0	4	4	0
12/09/2023	1/0/0	0/0/0	0/1/0	2	2	0
10/24/2023	1/0/0	0/0/0	0/1/0	1	1	0
07/18/2023	1/0/0	0/0/0	0/1/0	1	1	0

<b>Chameleon ToC</b>
Something went wrong while generating Chameleon