



Table of Contents

1. Overview	2. BASIC Scores History
3. BASIC Measures	4. KPI: BASIC Measures by Cargo Group
5. Estimated ISS Score	6. Investigation Results
7. Penalties History	8. Acute Critical Violations
9. Red Flag Violation Details	10. DOT Registration Information
11. DOT MCS-150 History	12. Crash Summary
13. Inspection Summary	14. KPI: Inspection Viol OOS Rates by Cargo Group
15. FHWA Registration Information	16. FHWA Insurance Information
17. FHWA Authorities	18. Severe Violations
19. Violation Report	20. Violation Summary
21. Violation Enforcement Chronology	22. Inspection Violations & OOS Counts
23. Radius Of Operation	24. Inspection & Crash Locations
25. Cargo Hot Spots	26. Inspection Violations & OOS Chronology
27. Percent of Insp & Crash by State	28. VIN Insp Summary by State
29. Violations By Unit Type	30. Equipment Ownership
31. Equipment Details	32. Vehicle Age
33. States of Power Unit Registrations	34. Equipment Acquisitions
35. Driver Details	36. Shared VIN Summary
37. Shipper Table	38. Safety Summary
39. Safety Details	40. Crash Detail Color Coded
41. Inspections with Shared Equipment	42. Inspection Tabular Details
43. Inspection Summary By Month	44. VIN Inspection Violation Details
45. Inspection History	46. Crash Hot Spots
47. DOT MCS-150 History Equipment and Driver Details	48. Chameleon



Business Address

4258 W FIGARDEN DRIVE, APT #126
FRESNO, CA
93722

Contact Info

(209)-747-6767

KANGEXPRESS90@GMAIL.COM

FHWA Address

4258 W FIGARDEN DRIVE, APT #126
FRESNO, CA, 93722
Phone: (209)-747-6767

Mailing Address

4258 W FIGARDEN DRIVE, APT #126
FRESNO, CA
93722

Overview ToC

Operating Status: AUTHORIZED FOR Property
One other company viewed this DOT in the past two months
Crash/PU ratio: 0.0%
Clean Inspection ratio: 66.67%

Estimated BASIC Scores (as of 4/25/2025)

	Unsafe Driving	Hours of Service	Driver Fitness	Controlled Sub. and Alcohol	Vehicle Maintenance	HM Compliance	Crash
Relative Scores	0% ⊖	0% ⊖	0% ○	0% ○	0% ⊖	0% ○	0% ○
Alert Status	No	No	No	No	No	No	No



Estimated Inspection Selection System (ISS) Score: 2
Category: Pass

BASIC Scores History - Unsafe Driving ToC

There are no Scores for this BASIC

BASIC Scores History - Hours of Service ToC

There are no Scores for this BASIC

BASIC Scores History - Driver Fitness ToC

There are no Scores for this BASIC

BASIC Scores History - Controlled Substance ToC

There are no Scores for this BASIC



BASIC Scores History - Vehicle Maintenance ToC

There are no Scores for this BASIC

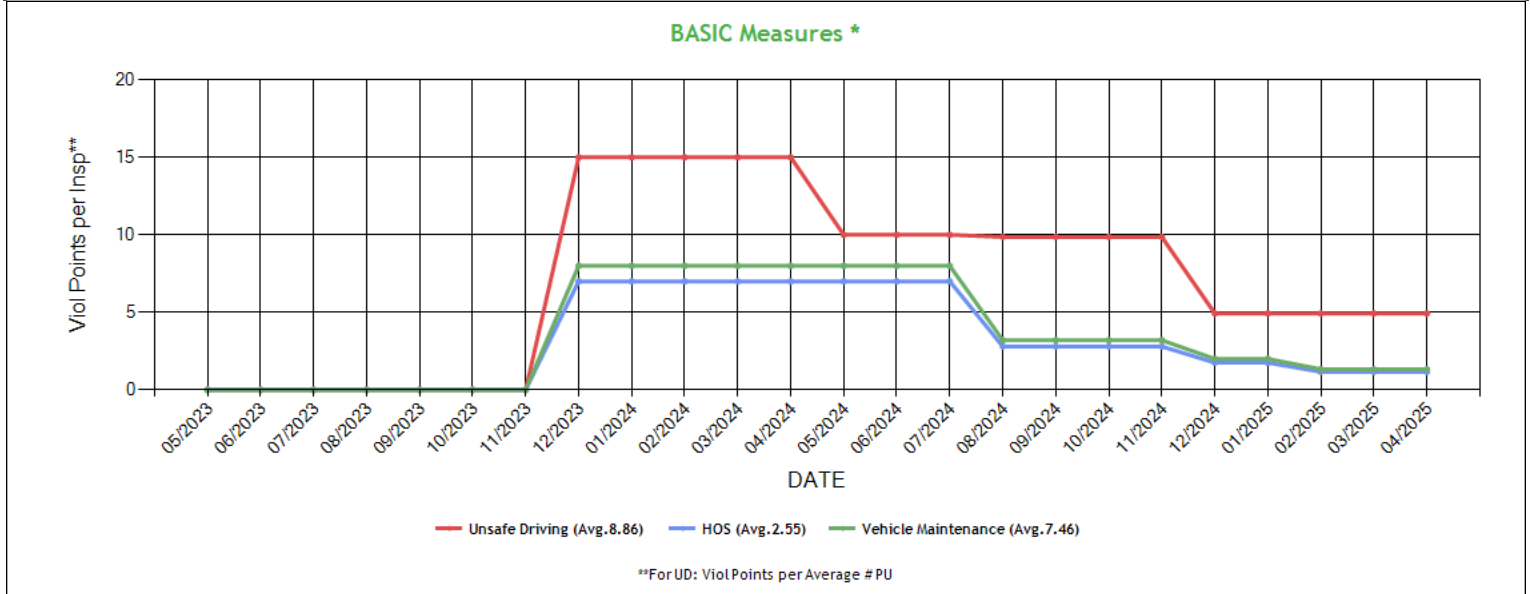
BASIC Scores History - Crash ToC

There are no Scores for this BASIC

BASIC Scores History - Hazmat ToC

There are no Scores for this BASIC

BASIC Measures: Violation Points per Inspection Trends ToC



* BASIC Measures are the absolute SMS scores that are compared within each Safety Event Group to determine the BASIC Score percentiles. Averages based on fleets with 1-5 power units.



BASIC Measures * - Table ToC

UD-Unsafe Driving, HOS-Hours of Service, DF-Driver Fitness, CS-Controlled Substances, VM-Vehicle Maintenance

Date	UD Measure	UD AC	UD with Viol	HOS Measure	HOS AC	HOS with Viol	DF Measure	DF AC	DF with Viol	CS Measure	CS AC	CS with Viol	VM Measure	VM AC	VM with Viol
04/2025	4.93	N	1	1.16	N	1	0.00	N	0	0.00	N	0	1.33	N	1
03/2025	4.93	N	1	1.16	N	1	0.00	N	0	0.00	N	0	1.33	N	1
02/2025	4.93	N	1	1.16	N	1	0.00	N	0	0.00	N	0	1.33	N	1
01/2025	4.93	N	1	1.75	N	1	0.00	N	0	0.00	N	0	2.00	N	1
12/2024	4.93	N	1	1.75	N	1	0.00	N	0	0.00	N	0	2.00	N	1
11/2024	9.86	N	1	2.80	N	1	0.00	N	0	0.00	N	0	3.20	N	1
10/2024	9.86	N	1	2.80	N	1	0.00	N	0	0.00	N	0	3.20	N	1
09/2024	9.86	N	1	2.80	N	1	0.00	N	0	0.00	N	0	3.20	N	1
08/2024	9.86	N	1	2.80	N	1	0.00	N	0	0.00	N	0	3.20	N	1
07/2024	10.00	N	1	7.00	N	1	0.00	N	0	0.00	N	0	8.00	N	1
06/2024	10.00	N	1	7.00	N	1	0.00	N	0	0.00	N	0	8.00	N	1
05/2024	10.00	N	1	7.00	N	1	0.00	N	0	0.00	N	0	8.00	N	1
04/2024	15.00	N	1	7.00	N	1	0.00	N	0	0.00	N	0	8.00	N	1
03/2024	15.00	N	1	7.00	N	1	0.00	N	0	0.00	N	0	8.00	N	1
02/2024	15.00	N	1	7.00	N	1	0.00	N	0	0.00	N	0	8.00	N	1
01/2024	15.00	N	1	7.00	N	1	0.00	N	0	0.00	N	0	8.00	N	1
12/2023	15.00	N	1	7.00	N	1	0.00	N	0	0.00	N	0	8.00	N	1
11/2023	0.00	N	0	0.00	N	0	0.00	N	0	0.00	N	0	0.00	N	0
10/2023	0.00	N	0	0.00	N	0	0.00	N	0	0.00	N	0	0.00	N	0
09/2023	0.00	N	0	0.00	N	0	0.00	N	0	0.00	N	0	0.00	N	0
08/2023	0.00	N	0	0.00	N	0	0.00	N	0	0.00	N	0	0.00	N	0
07/2023	0.00	N	0	0.00	N	0	0.00	N	0	0.00	N	0	0.00	N	0
06/2023	0.00	N	0	0.00	N	0	0.00	N	0	0.00	N	0	0.00	N	0
05/2023	0.00	N	0	0.00	N	0	0.00	N	0	0.00	N	0	0.00	N	0

* BASIC Measures are the absolute SMS scores that are compared within each Safety Event Group to determine the BASIC Score percentiles.

KPI: BASIC Measures by Fleet Size and Cargo Group ToC

Fleet Size: 1-5 PUs

Cargo Group (Companies)	Unsafe Driving		Hours of Service		Driver Fitness		Controlled Substance		Vehicle Maintenance		HM Compliance		Crash	
	Avg.	Comp. to Avg.	Avg.	Comp. to Avg.	Avg.	Comp. to Avg.	Avg.	Comp. to Avg.	Avg.	Comp. to Avg.	Avg.	Comp. to Avg.	Avg.	Comp. to Avg.
Bulk Goods (249526)	0.75	Worse	0.21	Worse	0.13	Better	0.01	Better	1.68	Better	0.01	Better	0.06	Better
General Freight (485750)	0.78	Worse	0.22	Worse	0.20	Better	0.02	Better	1.88	Better	0.01	Better	0.06	Better
Refrigerated (63356)	1.49	Worse	0.54	Worse	0.16	Better	0.02	Better	2.60	Better	0.01	Better	0.11	Better
KANG EXPRESS INC	4.93		1.16		0.00		0.00		1.33		0.00		0.00	

Estimated ISS Score: **2 Pass** ToC About the Inspection Selection System



Estimated ISS Score History - Table ToC

Date	Estimated ISS Score	Recommendation	Algorithm
04/25/2025	2	Pass	Safety Algorithm
03/28/2025	1	Pass	Safety Algorithm
02/28/2025	1	Pass	Safety Algorithm
01/31/2025	50	Optional Inspect	Insufficient Data Algorithm
12/27/2024	72	Optional Inspect	Insufficient Data Algorithm
11/29/2024	72	Optional Inspect	Insufficient Data Algorithm
10/25/2024	72	Optional Inspect	Insufficient Data Algorithm
09/27/2024	72	Optional Inspect	Insufficient Data Algorithm
08/30/2024	72	Optional Inspect	Insufficient Data Algorithm
07/26/2024	64	Optional Inspect	Insufficient Data Algorithm
06/28/2024	64	Optional Inspect	Insufficient Data Algorithm
05/31/2024	66	Optional Inspect	Insufficient Data Algorithm
04/26/2024	62	Optional Inspect	Insufficient Data Algorithm
03/29/2024	63	Optional Inspect	Insufficient Data Algorithm
02/23/2024	63	Optional Inspect	Insufficient Data Algorithm
01/26/2024	63	Optional Inspect	Insufficient Data Algorithm
12/29/2023	63	Optional Inspect	Insufficient Data Algorithm
11/24/2023	63	Optional Inspect	Insufficient Data Algorithm
10/27/2023	63	Optional Inspect	Insufficient Data Algorithm
09/29/2023	63	Optional Inspect	Insufficient Data Algorithm
08/25/2023	63	Optional Inspect	Insufficient Data Algorithm
07/28/2023	63	Optional Inspect	Insufficient Data Algorithm
06/30/2023	63	Optional Inspect	Insufficient Data Algorithm
05/26/2023	63	Optional Inspect	Insufficient Data Algorithm

Investigation Results ToC

No Investigations reported on FMCSA website

Penalties History ToC

There is a problem with the Penalties data on FMCSA website.

Acute Critical Violations (Based on Investigations as per CSA Methodology Appendix A) ToC

No Data

No red flag violations in the last 24 months

DOT Registration Information: The following information on this specific DOT # is from the Federal DOT (as of Operating Authority

DOT Registration: 05/22/2023		Total Power Units: 1	Total Trucks: 1	Total Trailers: 1	Total Passenger Vehicles: 0
Status	Entity Type	Organization Type	Nation	Total Cars	Drivers / CDL Drivers
A	C	-	US	0	1 / 1
MCS-150 Date	Op Codes	Shipper Op Codes	Shipper HazMat Op Codes	Latest Review Type	Latest Review Document Number(Date)
08/14/2024	A				()
MCS-150 Mileage (Year)	Record Update Date	Transports Hazmats	DOT Census Date	Recordable Accident Rate	Preventable Accident Rate
81,794 (2023)	08/14/2024	N	05/22/2023	0%	0%
MCS-151 Mileage	Safety Rating (Date)	SEA Accident	SEA Driver	SEA Vehicle	SEA Management
0	None (None)	0%	0%	0%	0%
Classification Codes		Cargo Carried (per MCS-150)			
Authorized-For-Hire		General Freight, Fresh Produce, Refrigerated foods			



DOT MCS-150 History ToC			(as of 09/10/2024 DOT census)						
Census Date	MCS-150 Date	MCS-150 Mileage	VMY Year	Power Units	Drivers	Trailers	Company Rep1	Company Rep2	Email
9/10/2024	8/14/2024	81794	2023	1	1	-	SUKHWINDER SINGH		KANGEXPRESS90@GMAIL.COM
9/9/2023	8/24/2023	1000	2022	1	1	1	SUKHWINDER SINGH		kangexpress90@gmail.com
6/9/2023	5/22/2023	0		1	1	1	SUKHWINDER SINGH		SUKHWINDERKANG6767@GMAIL.COM

Crash Summary Chart ToC Crashes Summary - Chart (based on all available crash data)
No Data

Crashes Summary - Table (based on all available crash data) ToC										
	TOTAL	Last 6 months	7-12 months	13-18 months	19-24 months	25-30 months	30-36 months	37-41 months	42-48 months	Over 49 months
Total Reportable	0	0	0	0	0	0	0	0	0	0
Fatalities	0	0	0	0	0	0	0	0	0	0
Injuries	0	0	0	0	0	0	0	0	0	0
Tow Away	0	0	0	0	0	0	0	0	0	0
With Citations	0	0	0	0	0	0	0	0	0	0
Federal Recordable	0	0	0	0	0	0	0	0	0	0
Preventable	0	0	0	0	0	0	0	0	0	0
Crash per Pwr Unit	-	0.0%	0.0%	0.0%	0.0%	0.0%	0.0%	0.0%	0.0%	-

Inspection Summary ToC			
The following inspection information is based on results for 24 months prior to: 05/21/2025. Please note that the total inspections number is not necessarily the total of the vehicle, driver and hazmat inspections, as one inspection may have included any combination of the below inspections.			
Overall	Vehicle	Driver	Hazmat
(Please note that the total inspections number is not necessarily the total of the vehicle, driver and hazmat inspections, as one inspection may have included any combination of the below inspections) Total Inspections: 3 Total Out of Service: 1 Out of Service: 33.33% National Average: 20.97% Difference: 12.36%	Total Inspections: 3 Total Out of Service: 1 Out of Service: 33.33% National Average: 25.17% Difference: 8.17%	Total Inspections: 3 Total Out of Service: 1 Out of Service: 33.33% National Average: 6.59% Difference: 26.74%	Total Inspections: 0 Total Out of Service: 0 Out of Service: 0.00% National Average: 2.92% Difference: -2.92%

KPI: Inspection Viol OOS Rates by Cargo Group ToC								
Cargo Group	OVERALL		VEHICLE		DRIVER		HAZMAT	
	Average	Compared to Average	Average	Compared to Average	Average	Compared to Average	Average	Compared to Average
Bulk Goods	24.21%	Worse	22.48%	Worse	8.98%	Worse	0.13%	Better
General Freight	28.67%	Worse	25.12%	Worse	12.48%	Worse	0.19%	Better
Refrigerated	22.75%	Worse	21.07%	Worse	10.10%	Worse	0.09%	Better
KANG EXPRESS INC	33.33%		33.33%		33.33%		0%	



FHWA Registration Information: The following data on this Motor Carrier is from the Federal Hwy Administration (as of 9/30/2024)

Docket Number	DOT Number	Company Name	DBA Name	Address	City	State	Country	ZIP Code
MC1551940	4079978	KANG EXPRESS INC		4258 W FIGARDEN DRIVE, APT #126	FRESNO	CA	US	93722
Phone Number	Fax Number	Mail Address	Mail City	Mail State	Mail Contry	Mail ZIP Code	Mail Phone Number	Mail Fax Number
(209)-747-6767								
Date of Last Change	Freight	Passenger	Household Goods	Active Authority	Pending Authority	Revocation Pending Authority		
9/30/2024	Y	N	N	/ Common /	/	/		

Insurance Required (as of 09/30/2024) ToC

Docket Number	Insurance Type	Insurance Required	Insurance on File
MC1551940	BIPD	\$750k	\$750k
MC1551940	Cargo	No	No
MC1551940	Bond	No	No

Active / Pending Insurance (as of 09/30/2024)

Docket Number	Form	Type	Insurance Carrier	Policy/Surety	Coverage From	Coverage To	Required	On File	Effective Date	Cancel Date
MC1551940	91X	BIPD/Primary	CLEAR BLUE INSURANCE COMPANY	BE01330008 91-00	\$0k	\$750k	\$750k	\$750k	08/16/2024	-

Insurance History (as of 09/30/2024)

Docket Number	Form	Type	Insurance Carrier	Policy/Surety	Coverage From	Coverage To	Effective Date From	Effective Date To
MC1551940	91X	BIPD/Primary	GREAT WEST CASUALTY CO.	GRT06926A	\$0k	\$1000k	08/16/2023	09/13/2024 Cancelled
MC1551940	91X	BIPD/Primary	GREAT WEST CASUALTY CO.	GRT06926A	\$0k	\$1000k	08/16/2023	08/16/2024 Replaced

FHWA Authorities (as of 09/30/2024) ToC

Docket#	L&I Name	Active Authority	Inactive Authority	Pending Authority	Revocation Pending Authority	Freight	Passenger	Household Goods
MC1551940	KANG EXPRESS INC	Common /				Yes	No	No

Authority History (as of 09/30/2024)

Docket Number	Sub	Auth Type	Original Action	Disposition
MC1551940		COMMON	GRANTED 8/23/2023 12:00:00 AM	

Severe Violations (i.e. those with >= 8 points) - Chart ToC

No Data



Severe Violations (i.e. those with >= 8 points) - Table

No Data

Violation Report ToC

Inspection Date	Inspection State	BASIC	Violation Description	OOS	VIN	Severity Points
11/29/2023	CA	-	392.2DIM - Dimension Violation (Width / Height / Length)	No	1UYVS2536L2812315	0
11/29/2023	CA	Vehicle Maintenance	393.95A - No/discharged/unsecured fire extinguisher	No	3AKJHHDR3KSKW1786	2
11/29/2023	CA	Hours-Of-Service	395.8K2 - Driver failing to retain previous 7 days' logs	Yes	3AKJHHDR3KSKW1786	5
11/29/2023	CA	Vehicle Maintenance	393.9TS - Inoperative turn signal	No	3AKJHHDR3KSKW1786	6
11/29/2023	CA	-	392.2DIM - Dimension Violation (Width / Height / Length)	Yes	3AKJHHDR3KSKW1786	0
11/29/2023	CA	Unsafe Driving	392.2C - Failure to obey traffic control device	No	3AKJHHDR3KSKW1786	5

No filters were applied when generating this report, see the live report for more options.

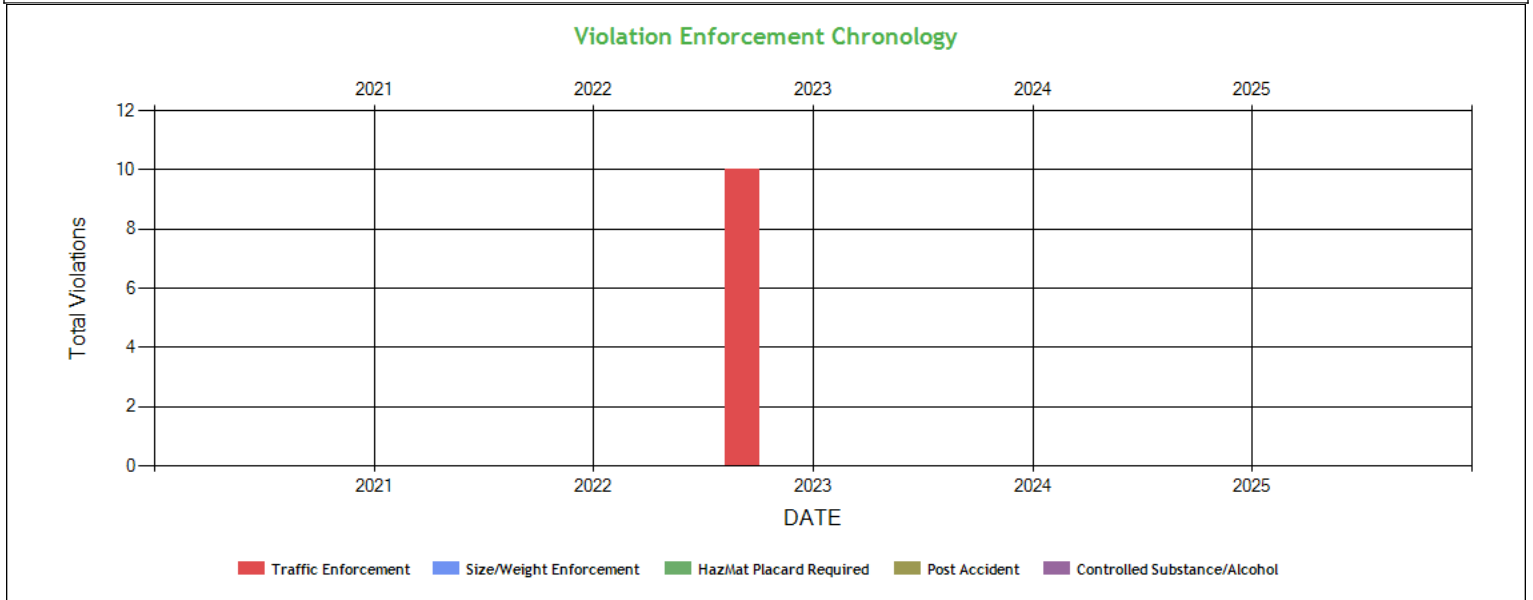
Violation Summary ToC

BASIC	Violation Group	Code	Description	# of Violations	# of OOS Violations	Severity Points
Vehicle Maintenance	Lighting	393.9TS	Inoperative turn signal	1	0	6
Hours-Of-Service (HOS) Compliance	Incomplete/Wrong Log	395.8K2	Driver failing to retain previous 7 days' logs	1	1	5
Unsafe Driving	Dangerous Driving	392.2C	Failure to obey traffic control device	1	0	5
Vehicle Maintenance	Emergency Equipment	393.95A	No/discharged/unsecured fire extinguisher	1	0	2
	Not used in SMS Calculation	392.2DIM	Dimension Violation (Width / Height / Length)	2	1	0

No filters were applied when generating this report, see the live report for more options.



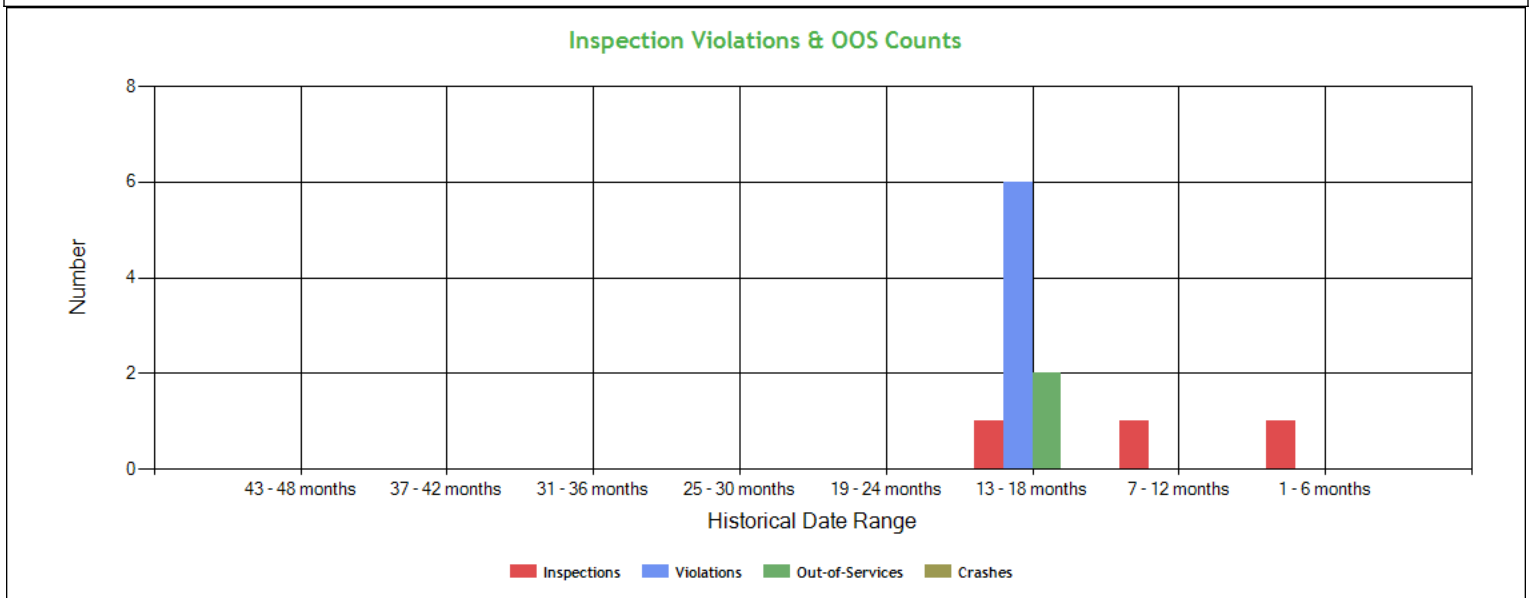
Violation Enforcement Chronology - Chart ToC



Violation Enforcement Chronology - Table ToC

	2021	2022	2023	2024	2025
Traffic Enforcement	0	0	10	0	0
Size/Weight Enforcement	0	0	0	0	0
HazMat Placard Required	0	0	0	0	0
Post Accident	0	0	0	0	0
Controlled Substance/Alcohol	0	0	0	0	0

Inspection Violations & OOS Counts - Chart ToC





Inspection Violations & OOS Counts - Table [ToC](#)

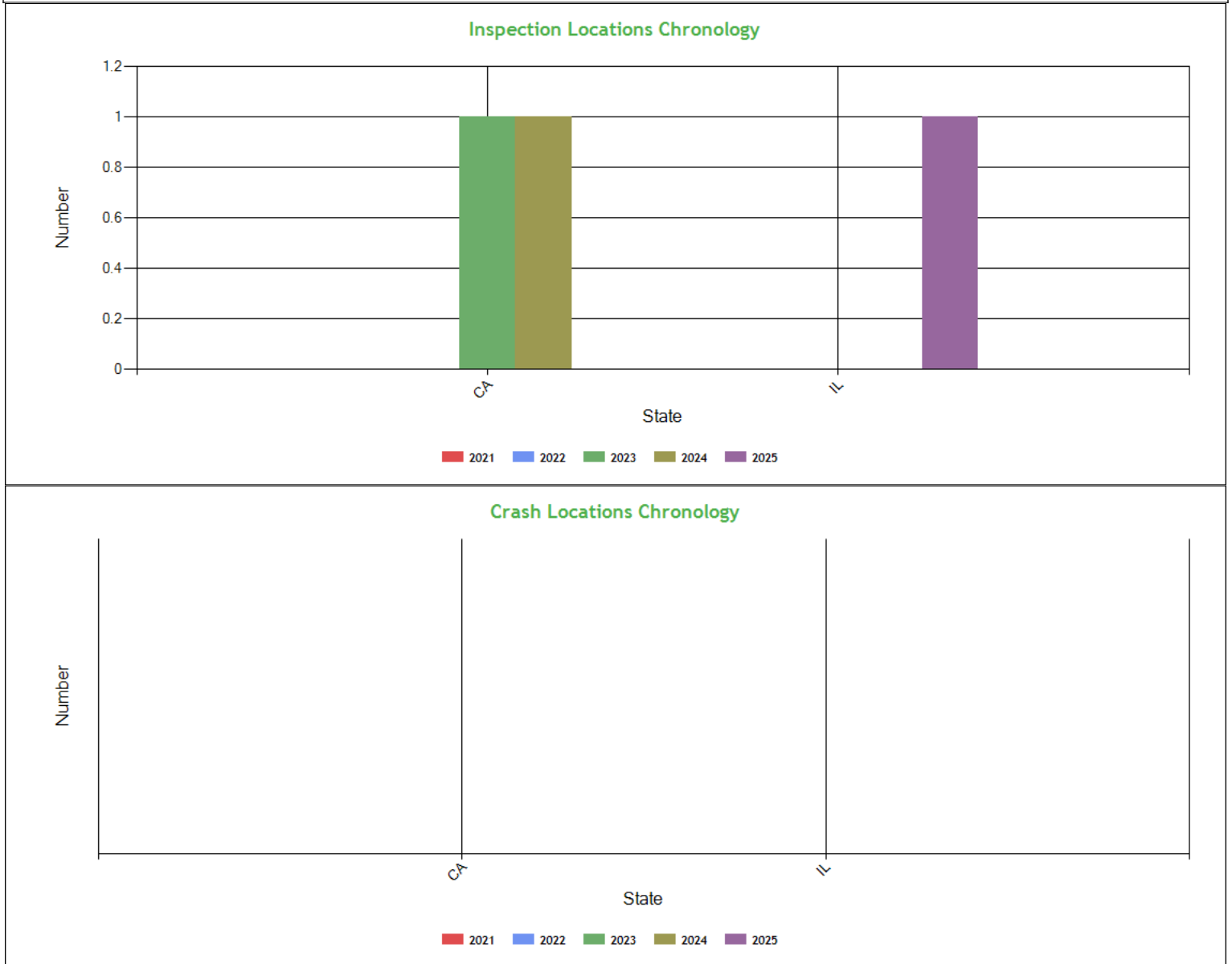
Date Range	Inspections	Violations	Out-of-Services	Crashes
TOTAL	3	6	2	0
1 - 6 months	1	0	0	0
7 - 12 months	1	0	0	0
13 - 18 months	1	6	2	0
19 - 24 months	0	0	0	0
25 - 30 months	0	0	0	0
31 - 36 months	0	0	0	0
37 - 42 months	0	0	0	0
43 - 48 months	0	0	0	0

Radius of Operation (based on Inspections and Crashes during the past 3 years) [ToC](#)

	Total	Drive between 0 and 50 miles radius	Drive between 51 and 200 miles radius	Drive between 201 and 300 miles radius	Drive between 301 and 400 miles radius	Drive between 401 and 500 miles radius	Drive between 501 and 600 miles radius	Drive beyond 600 miles radius
Power Units (i.e. unique VINs)	1	0	0	0	0	0	0	1
Percent	100%	0%	0%	0%	0%	0%	0%	100%



Inspection & Crash Locations - Chart [ToC](#)



Inspection & Crash Locations - Table [ToC](#)

State	Inspections					Violations					Out-of-Services					Crashes				
	2021	2022	2023	2024	2025	2021	2022	2023	2024	2025	2021	2022	2023	2024	2025	2021	2022	2023	2024	2025
TOTAL	0	0	1	1	1	0	0	6	0	0	0	0	2	0	0	0	0	0	0	0
CA	0	0	1	1	0	0	0	6	0	0	0	0	2	0	0	0	0	0	0	0
IL	0	0	0	0	1	0	0	0	0	0	0	0	0	0	0	0	0	0	0	0

Hot Spot Summary [ToC](#)

Year	Month	Level 5	Level 5 %	Level 4	Level 4 %	Level 3	Level 3 %	Level 2	Level 2 %	Level 1	Level 1 %	Level 0	Level 0 %	Levels 1 - 5	Levels 1 - 5 %
2025	January (Partial)	0	0.00%	0	0.00%	0	0.00%	1	50.00%	0	0.00%	0	0.00%	1	50.00%
2024	August	1	50.00%	0	0.00%	0	0.00%	0	0.00%	0	0.00%	0	0.00%	1	50.00%



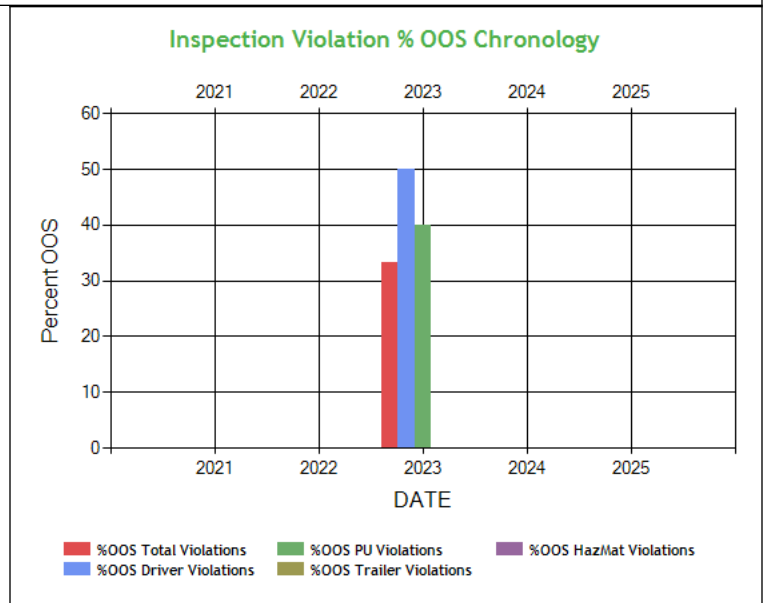
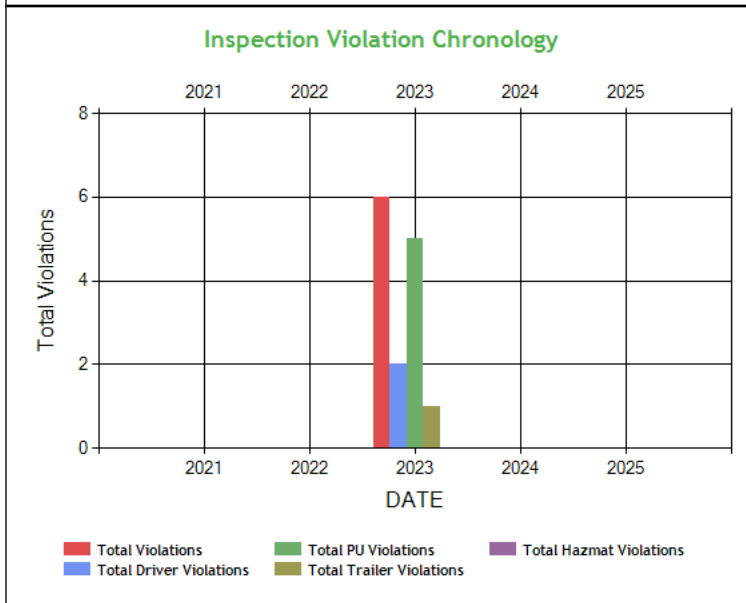
Totals	1	50.00%	0	0.00%	0	0.00%	1	50.00%	0	0.00%	0	0.00%	2	100.00%
--------	---	--------	---	-------	---	-------	---	--------	---	-------	---	-------	---	---------

Hot Spot Analysis

State	County	Level	Count	Percentage
CA	Kern	5	1	50.00%
IL	Sangamon	2	1	50.00%

Report generated using the last 12 full months of inspection data

Inspection Violation % OOS Chronology - Chart [ToC](#)

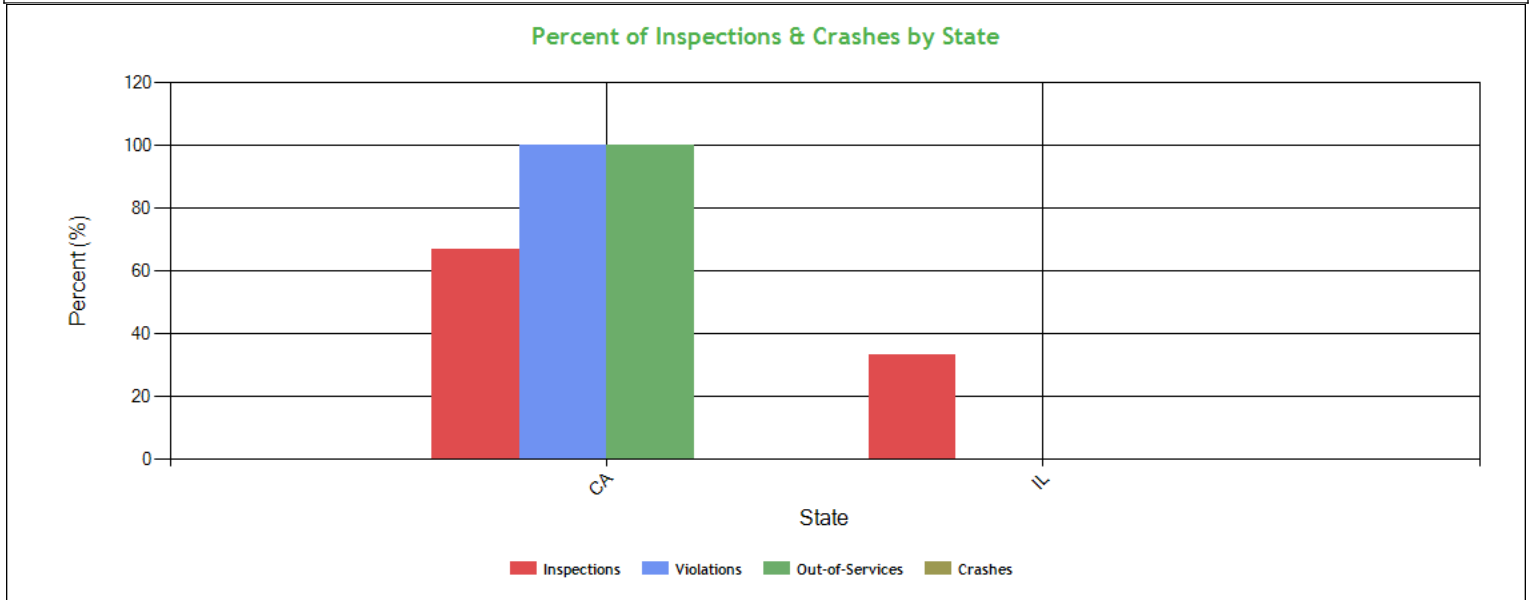


Inspection Violation % OOS Chronology - Table [ToC](#)

	2021	2022	2023	2024	2025
Total Violations	0	0	6	0	0
Total Out Of Services	0	0	2	0	0
%OOS Total Violations	0	0	33.33	0	0
Total Driver Violations	0	0	2	0	0
Total Driver Out Of Services	0	0	1	0	0
%OOS Driver Violations	0	0	50.0	0	0
Total PU Violations	0	0	5	0	0
Total PU Out Of Services	0	0	2	0	0
%OOS PU Violations	0	0	40.0	0	0
Total Trailer Violations	0	0	1	0	0
Total Trailer Out Of Services	0	0	0	0	0
%OOS Trailer Violations	0	0	0	0	0
Total Hazmat Violations	0	0	0	0	0
Total Hazmat Out Of Services	0	0	0	0	0
%OOS HazMat Violations	0	0	0	0	0



Percent of Insp & Crash by State - Chart ToC



Percent of Insp & Crash by State - Table (based on Inspection data from the last 4 years) ToC

State	Inspections		Violations		Out-of-Services		Crashes	
	Total	Percent	Total	Percent	Total	Percent	Total	Percent
	3	100	6	100	2	100	0	100
CA	2	66.7	6	100	2	100	0	0
IL	1	33.3	0	0	0	0	0	0

VIN Insp Summary by State (based on inspection from the last 2 years) ToC

VIN	Insp	Viol Pts	Counts in each State			
			CA		IL	
			Insp	Viol Pts	Insp	Viol Pts
TOTALS	8/36*	3/18**	2	18	1	0
3AKJHHDR3KSKW1786	3	18	2	18	1	0
1UYVS2536L2812315	1	0	1	0	0	0
3AKJHHDR3KSKW1786	1	0	2	18	1	0
3UTVS2532N8401309	1	0	1	0	0	0

*<Total number of inspections for these 4 VIN(s)>/<Total number of inspections for these 2 state(s)>

**<Total severity sum for these 4 VIN(s)>/<Total severity sum for these 2 state(s)>

Violations By Unit Type ToC

of Violations: 6 Total Severity: 18 based on inspections in the last 2 years

Violation Unit: Driver	# of Violations: 2	Total Severity: 10	% of Total: 55.56%
Viol. Group: Dangerous Driving	# of Violations: 1	Total Severity: 5	% of Total: 27.78%
Violation	Number of Occurrences	Viol. Severity	Total Severity
392.2C:Failure to obey traffic control device	1	5	5
Viol. Group: Incomplete/Wrong Log	# of Violations: 1	Total Severity: 5	% of Total: 27.78%
395.8K2:Driver failing to retain previous 7 days' logs	1	5	5
Violation Unit: Power Unit	# of Violations: 3	Total Severity: 8	% of Total: 44.44%
Viol. Group: Lighting	# of Violations: 1	Total Severity: 6	% of Total: 33.33%
Violation	Number of Occurrences	Viol. Severity	Total Severity



393.9TS:Inoperative turn signal	1	6	6
Viol. Group: Emergency Equipment	# of Violations: 1	Total Severity: 2	% of Total: 11.11%
393.95A:No/discharged/unsecured fire extinguisher	1	2	2
Viol. Group: Not used in SMS Calculation	# of Violations: 1	Total Severity: 0	% of Total: 0%
392.2DIM:Dimension Violation (Width / Height / Length)	1	0	0
Violation Unit: Trailer	# of Violations: 1	Total Severity: 0	% of Total: 0%
Viol. Group: Not used in SMS Calculation	# of Violations: 1	Total Severity: 0	% of Total: 0%
Violation	Number of Occurrences	Viol. Severity	Total Severity
392.2DIM:Dimension Violation (Width / Height / Length)	1	0	0

Equipment Ownership **ToC**Equipment Ownership (based on MCS-150 dated 8/14/2024)

	Trucks	Tractors	Trailers	Motor Coaches	Vans
Owned	0	1	1	0	0
Term Leased	0	0	0	0	0
Trip Leased	0	0	0	0	0
Total No.	0	1	1	0	0

Equipment Details Power Units **ToC**

VIN	Latest Insp Date	Year	Make	Model	Body Class	Body Type	Axles	Len	Fuel Type
3AKJHHDR3KS KW1786	01/27/2025	2019	FREIGHTLINER	New Cascadia 126" Sleepercab	Truck-Tractor	-	-	-	Diesel

Equipment Details Trailers

VIN	Latest Insp Date	Year	Make	Model	Body Class	Body Type	Axles	Len	Fuel Type
3AKJHHDR3KS KW1786	01/27/2025	2019	FREIGHTLINER	New Cascadia 126" Sleepercab	Truck-Tractor	-	-	-	Diesel
3UTVS2532N84 01309	08/14/2024	2022	-	Utility Trailer Manufacturer	Trailer	Van Trailer	2	53	Not Applicable
1UYVS2536L28 12315	11/29/2023	2020	UTILITY	Utility Trailer Manufacturer	Trailer	Van Trailer	2	53	-

Vehicle Age **ToC**

Year	# Power Units	PU Percentage	# Trailers	Trailres Percentage
2022	0	0.00%	1	33.33%
2020	0	0.00%	1	33.33%
2019	1	100.00%	1	33.33%

Based on 24 months of inspection data, see the live report for more options

States of Power Unit Registrations **ToC**

State	CA	IL
Number of Power Units	1	1



Equipment Acquisitions - Table [ToC](#)

	Power Units inspected for 1st time in past 12 months	Power Units inspected for 1st time in past 24 months	Power Units inspected during entire date range		Trailers inspected for 1st time in past 12 months	Trailers inspected for 1st time in past 24 months	Trailers inspected during entire date range
Unique VINs	1	1	1		2	3	3
Unique License Plates	1	1	1		2	3	3
License Plate States	2	2	2		1	2	2

Driver Details [ToC](#)**Driver Details** (based on MCS-150 dated 8/14/2024)

	Within 100 mi	Beyond 100 mi	TOTAL
# Drivers Interstate	0	1	1
# Drivers Intrastate	0	0	0
TOTAL	0	1	/
Avg. # Trip Lease Drivers/Mo: 0 # Drivers Grand Total: 1 # Drivers Commercially Licensed: 1			

Shared VIN Summary [ToC](#)

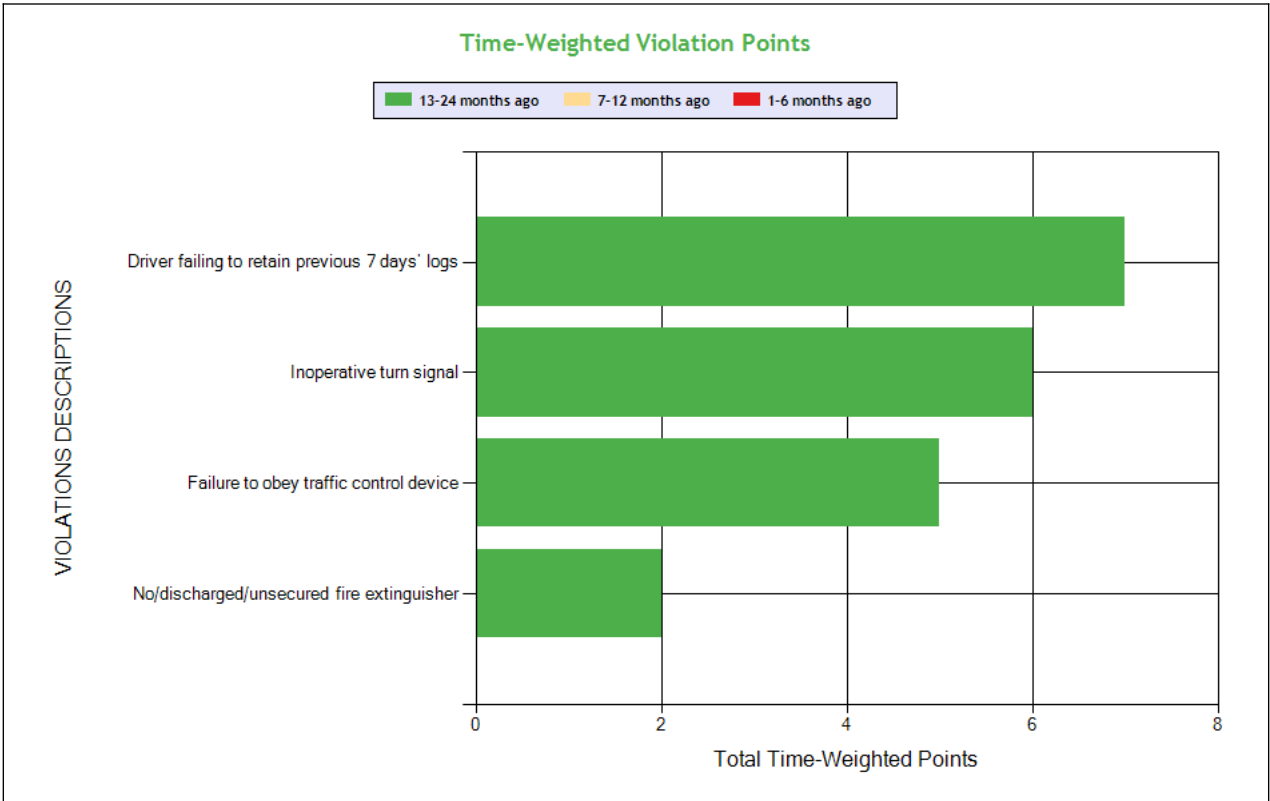
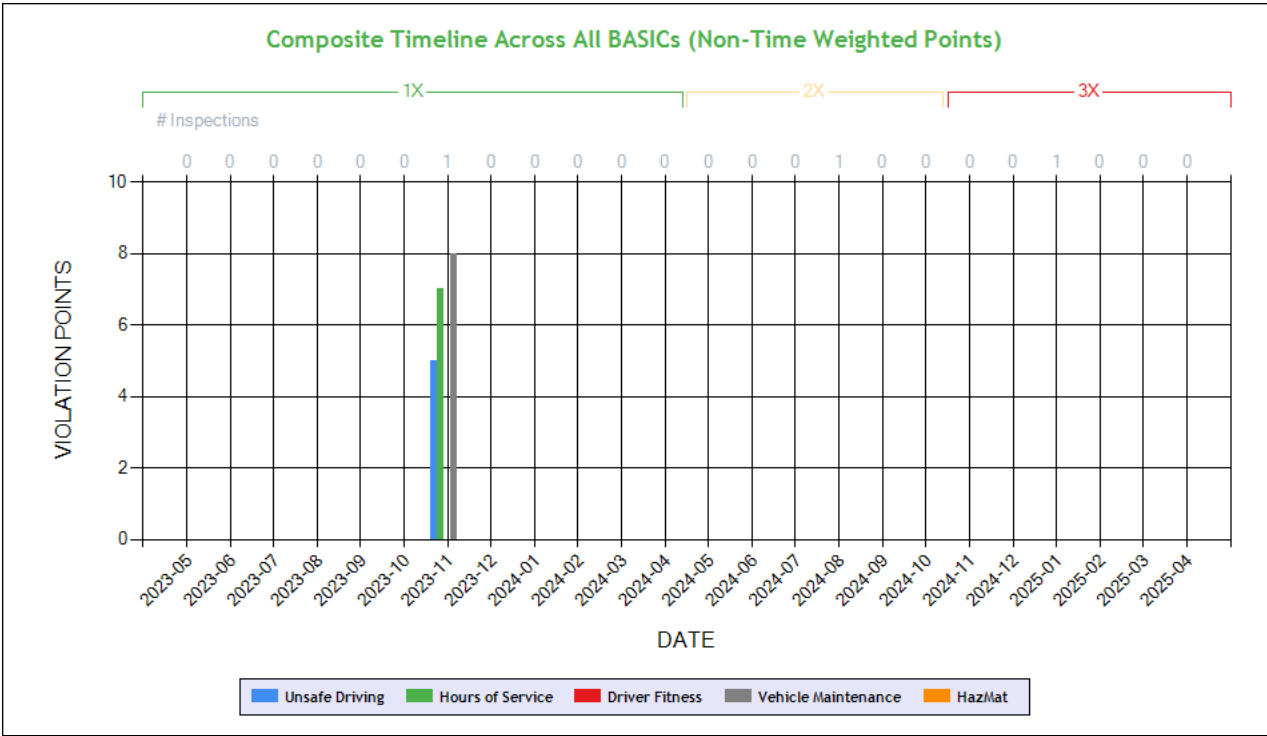
No Data

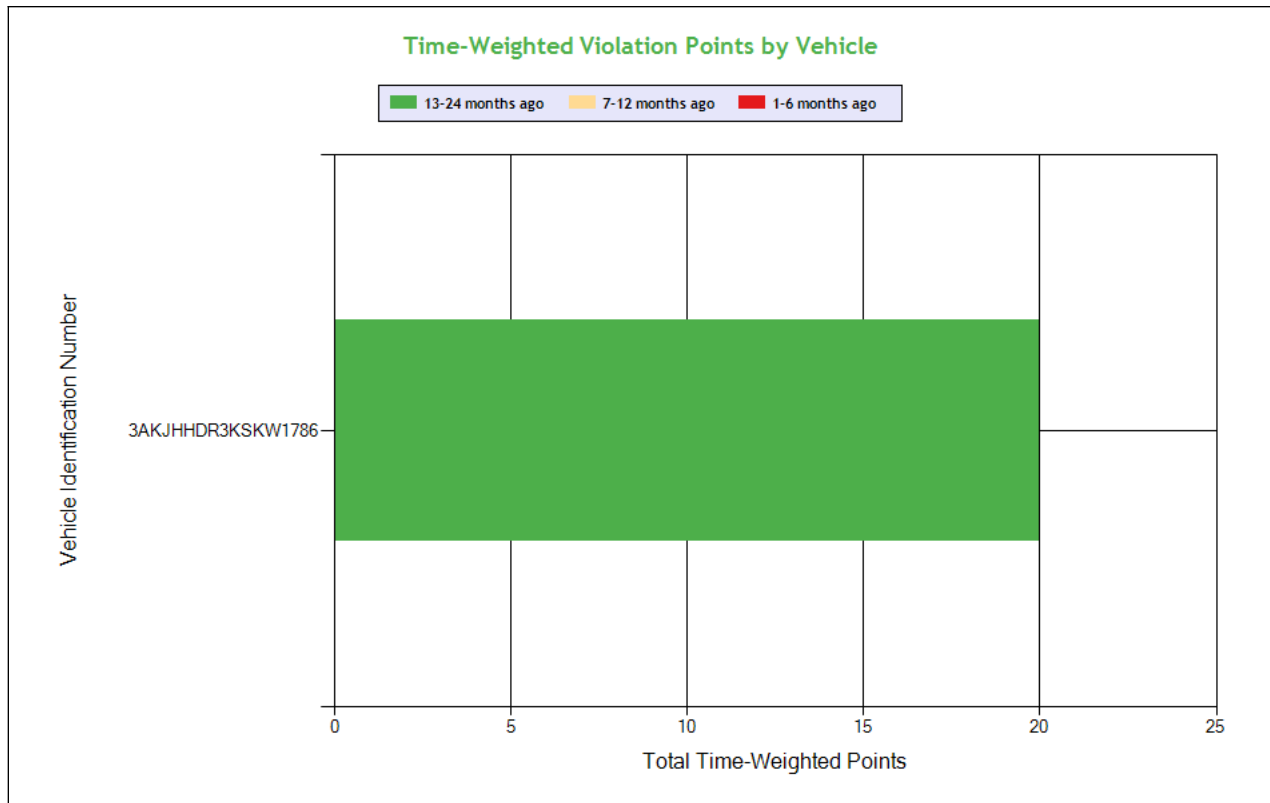
SHIPPERS DETAIL [ToC](#) based on Inspection results for the last 4 years

Shipper Name	Number of Inspections	Shipper Name	Number of Inspections
No Shipper listed	2	SK FOOD GROUP INC	1



Carrier Underwriting Report Safety Summary ToC





See the Excel file for the complete analysis

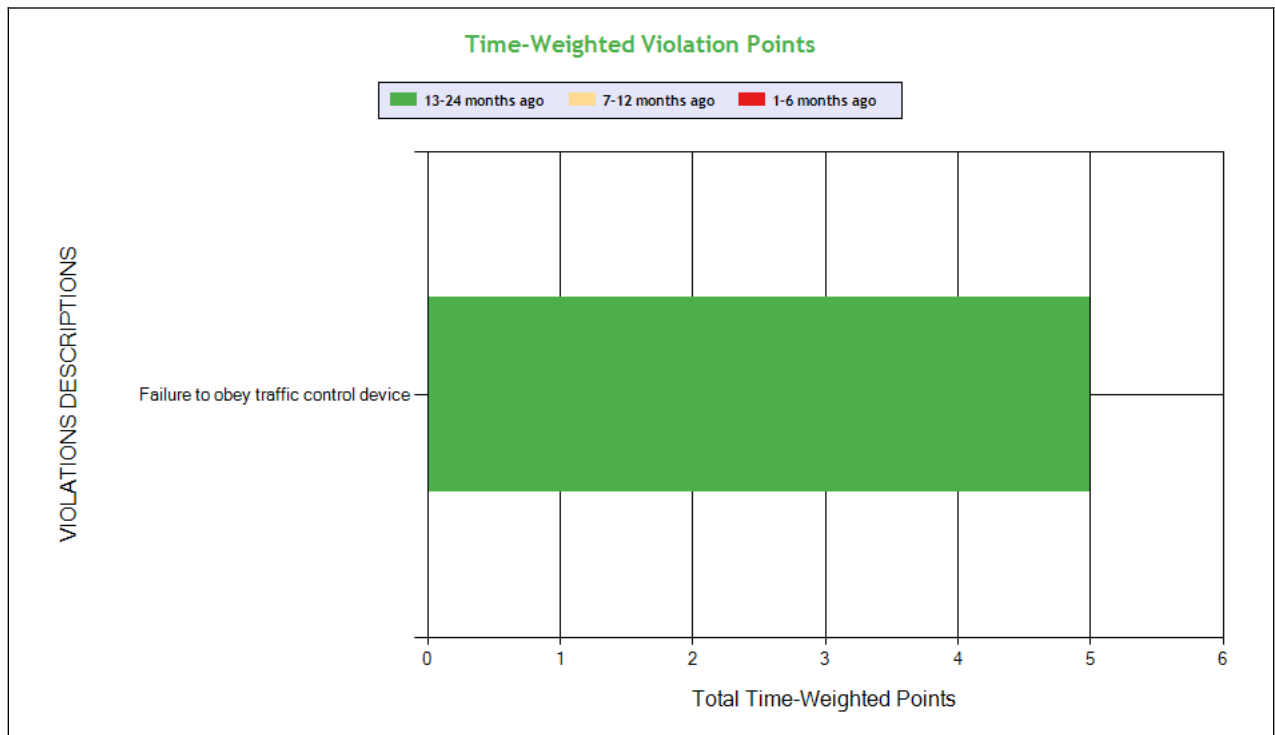
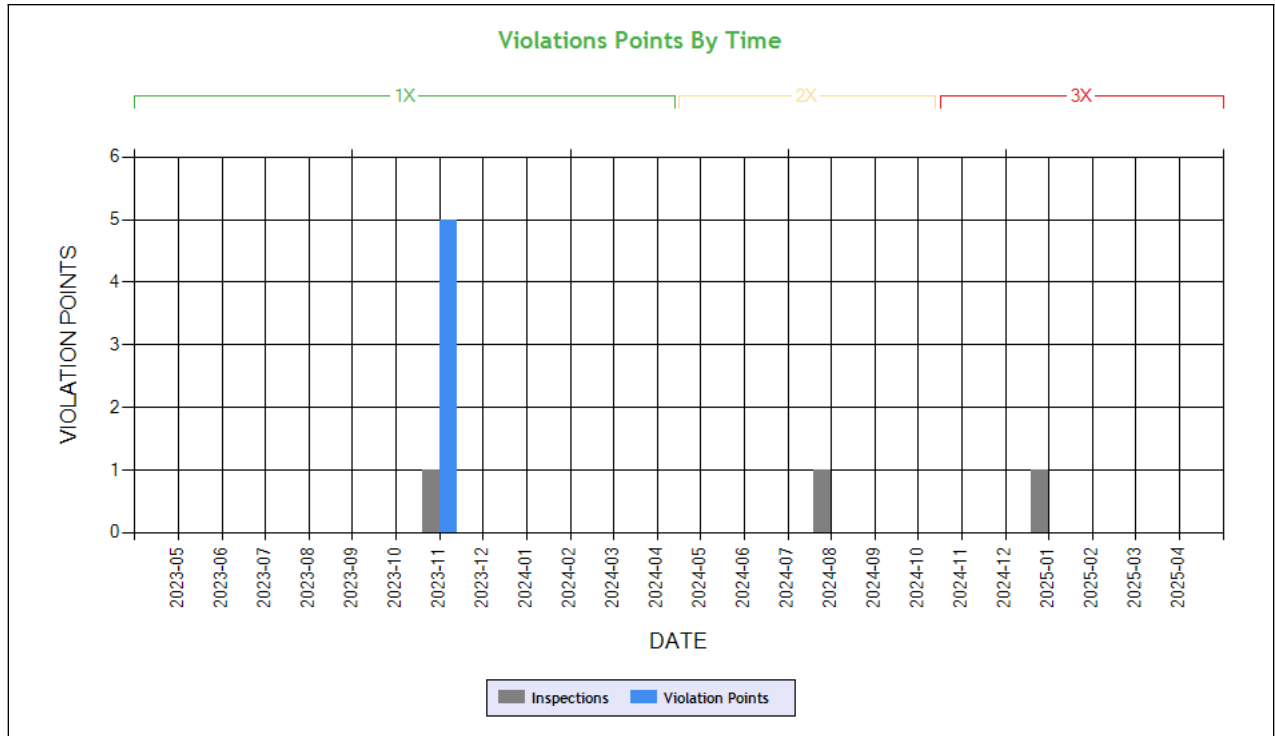
Violations is in (1-6/7-12/13-24mo)

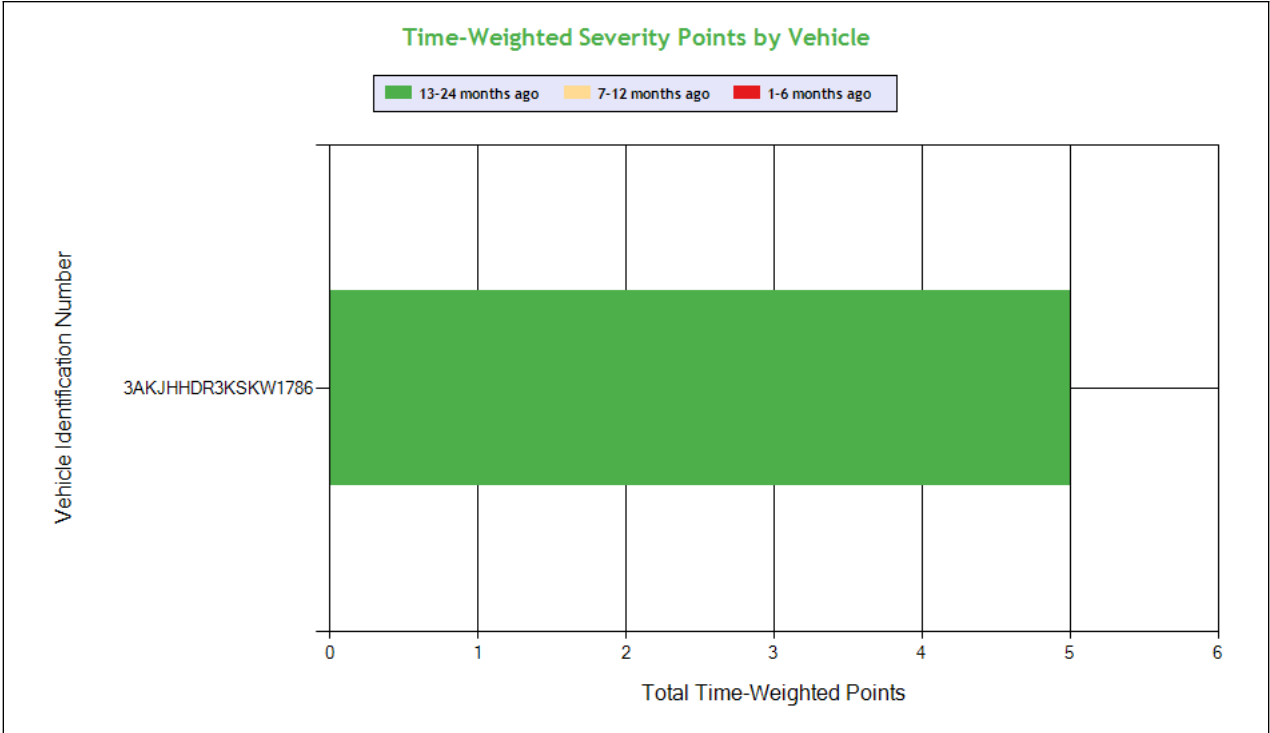
Shaded = Out Of Service Violation						
Violation Group			Incomplete/Wrong Log	Lighting	Dangerous Driving	Emergency Equipment
Violation Description	Total Time-weighted Points by VIN	% of Total Time-weighted Points by VIN	Driver failing to retain previous 7 days' logs	Inoperative turn signal	Failure to obey traffic control device	No/discharged/unsecured fire extinguisher
Driver Resp			Yes	Yes	Yes	Yes
Total Time-weighted Points			7	6	5	2
% Total Time-Wt Pts			35.00	30.0	25.00	10.0
3AKJHHDR3KSKW1786	20	100	7 (0/0/1)	6 (0/0/1)	5 (0/0/1)	2 (0/0/1)



SAFETY ANALYSIS ToC

Unsafe Driving

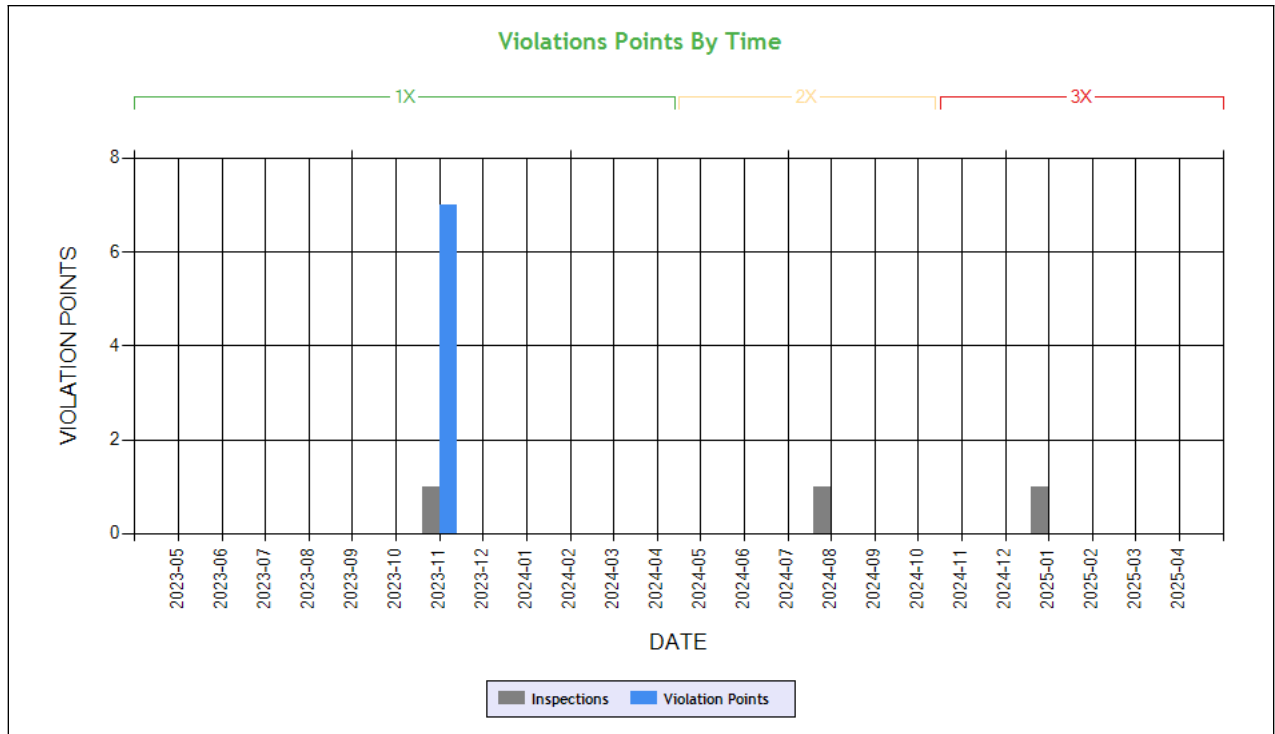




See the Excel file for the complete analysis # Violations is in (1-6/7-12/13-24mo)

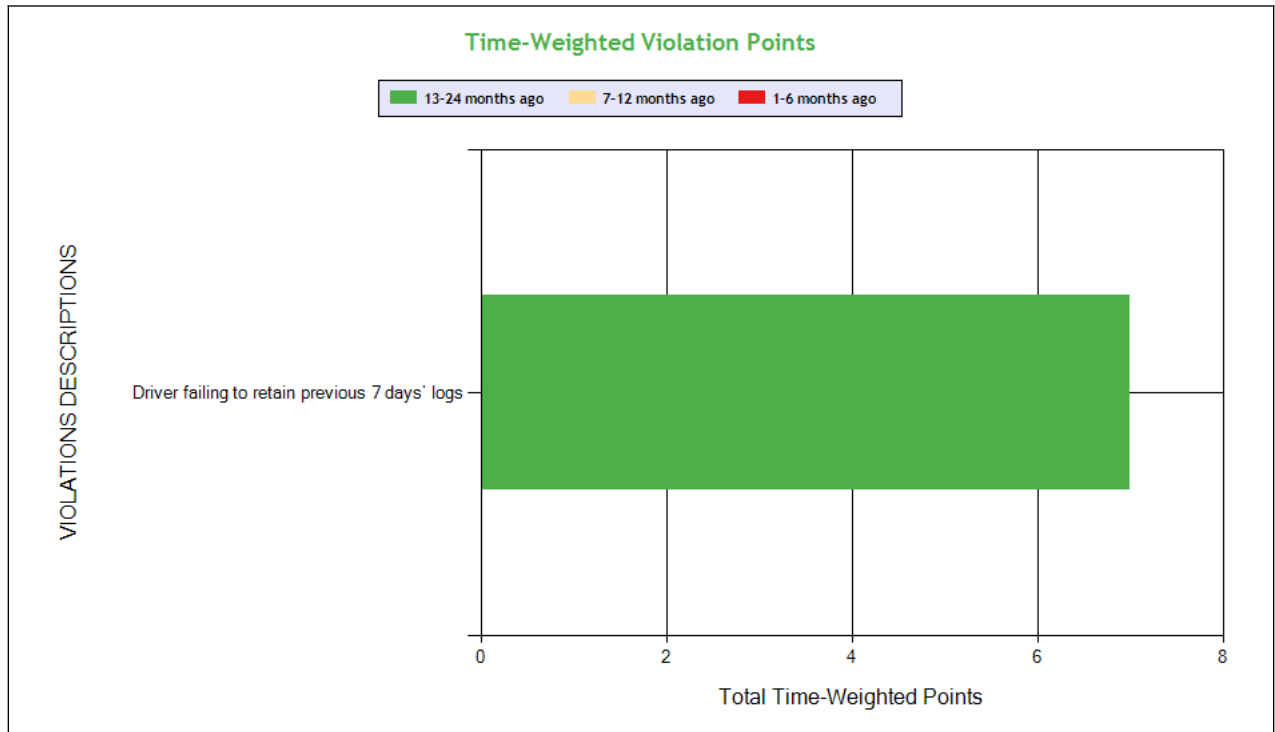
Shaded = Out Of Service Violation			
Violation Group			Dangerous Driving
Violation Description	Total Time-weighted Points by VIN	% of Total Time-weighted Points by VIN	Failure to obey traffic control device
Driver Resp			Yes
Total Time-weighted Points			5
% Total Time-Wt Pts			100
3AKJHHDR3KSKW1786	5	100	5 (0/0/1)

HOS Compliance



Carrier Software
 1-800-646-5152
 info@CarrierSoftware.com

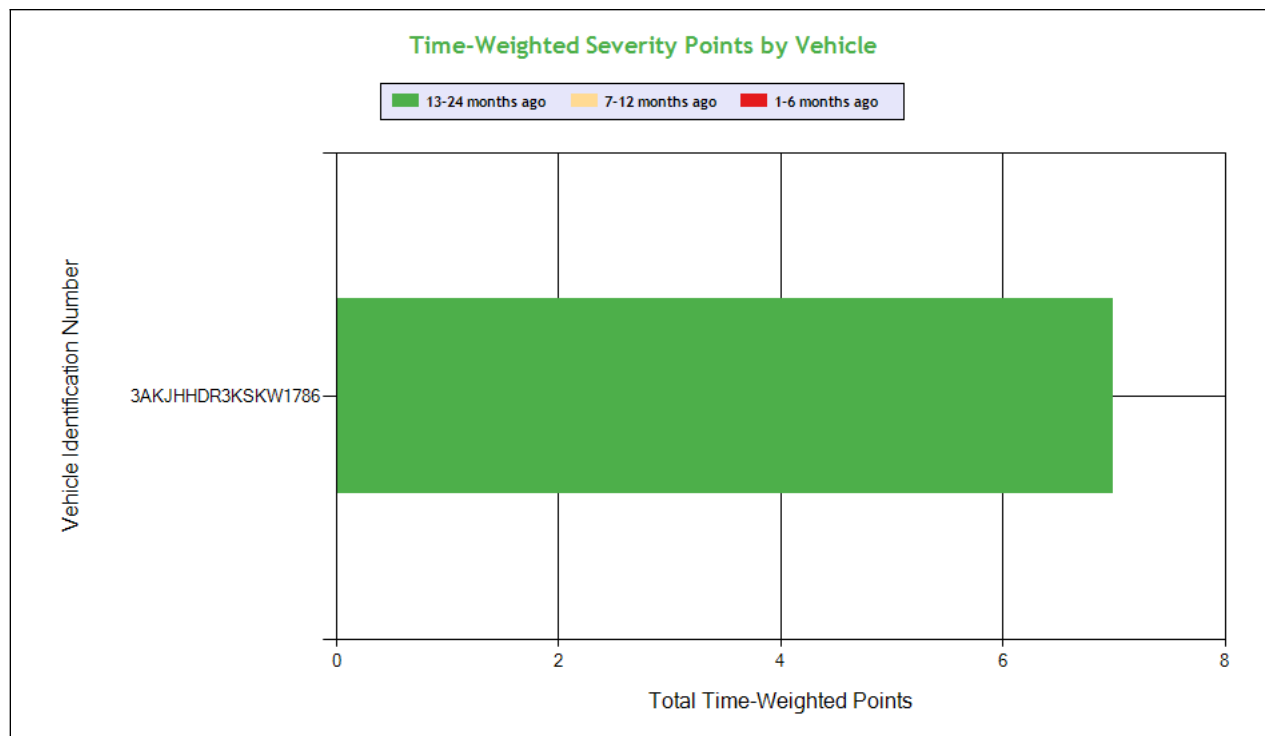
CONFIDENTIAL - Intended for use by Amerigo Insurance Agency - Date: 5/22/2025
KANG EXPRESS INC - DOT# 4079978 / MC1551940



See the Excel file for the complete analysis

Violations is in (1-6/7-12/13-24mo)

Shaded = Out Of Service Violation



Carrier Software
 1-800-646-5152
 info@CarrierSoftware.com

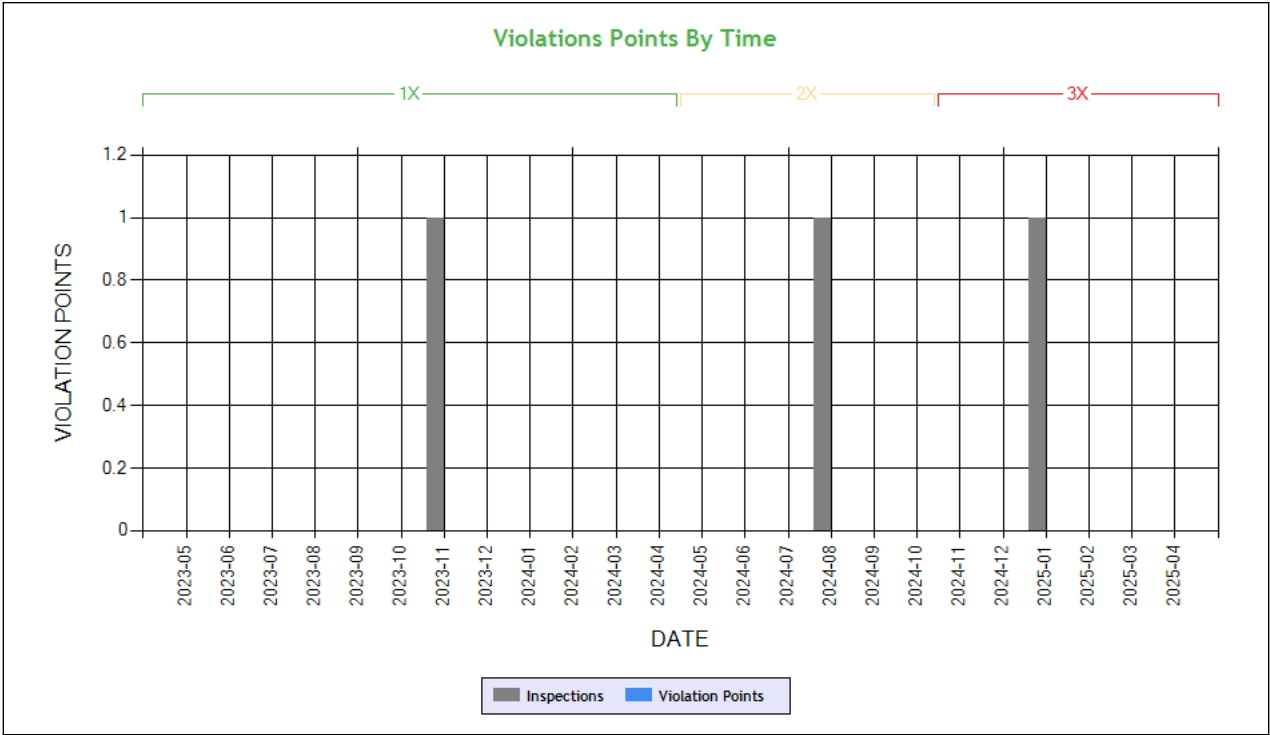
CONFIDENTIAL - Intended for use by Amerigo Insurance Agency - Date: 5/22/2025

KANG EXPRESS INC - DOT# 4079978 / MC1551940

Violation Group			Incomplete/Wrong Log
Violation Description	Total Time-weighted Points by VIN	% of Total Time-weighted Points by VIN	Driver failing to retain previous 7 days' logs
Driver Resp			Yes
Total Time-weighted Points			7
% Total Time-Wt Pts			100
3AKJHHDR3KSKW1786	7	100	7 (0/0/1)



Driver Fitness



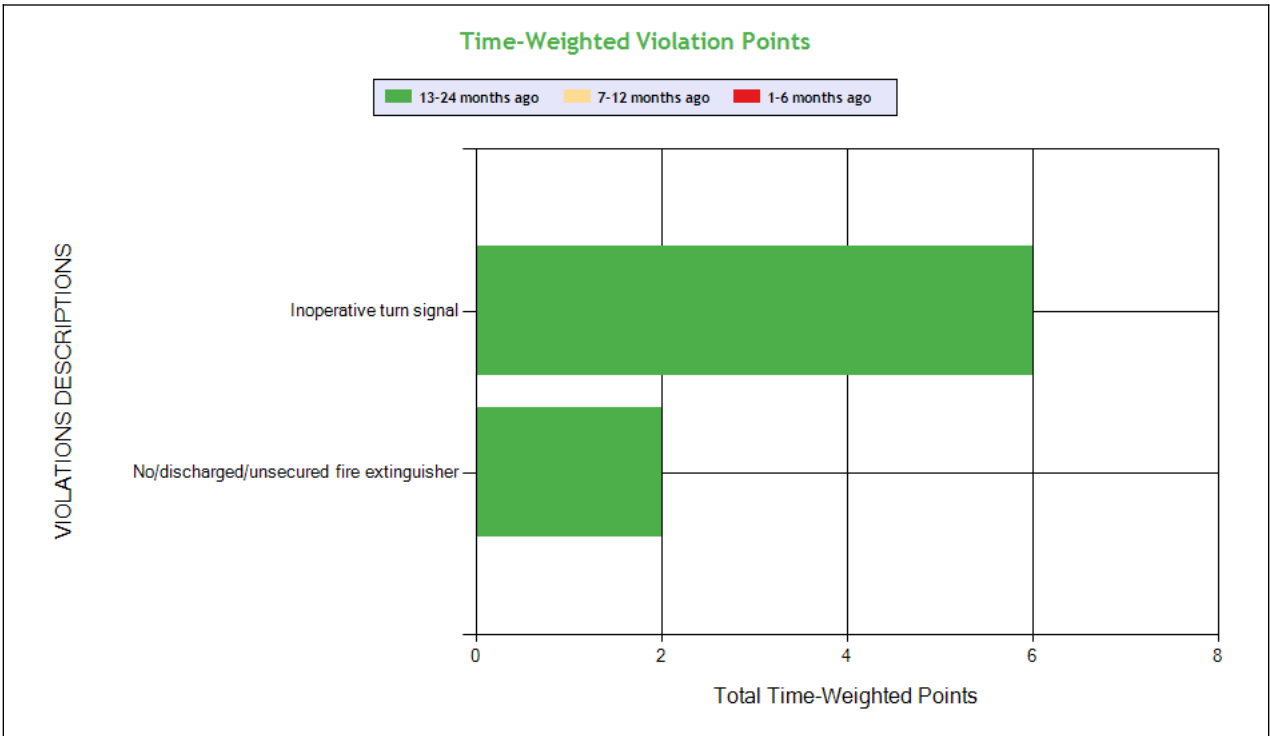
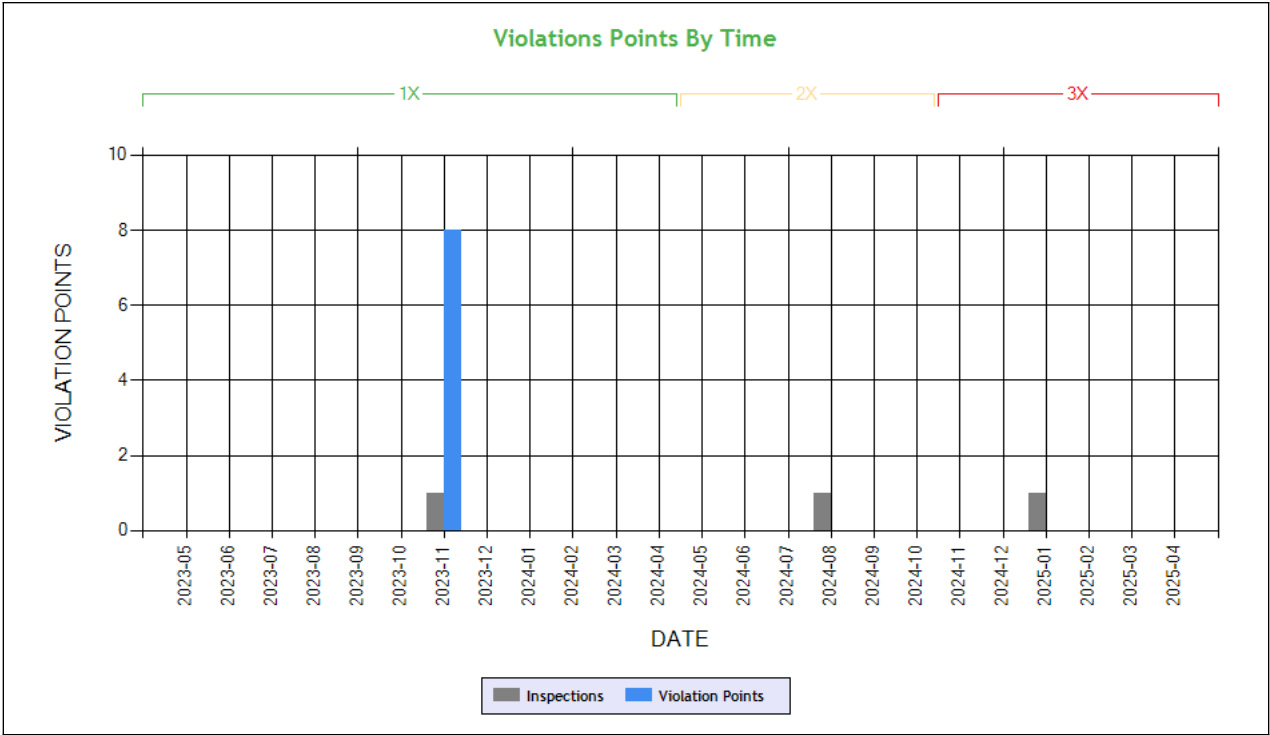
Time-Weighted Violation Points - no data available to draw a chart
Time-Weighted Severity Points by Vehicle - no data available to draw a chart

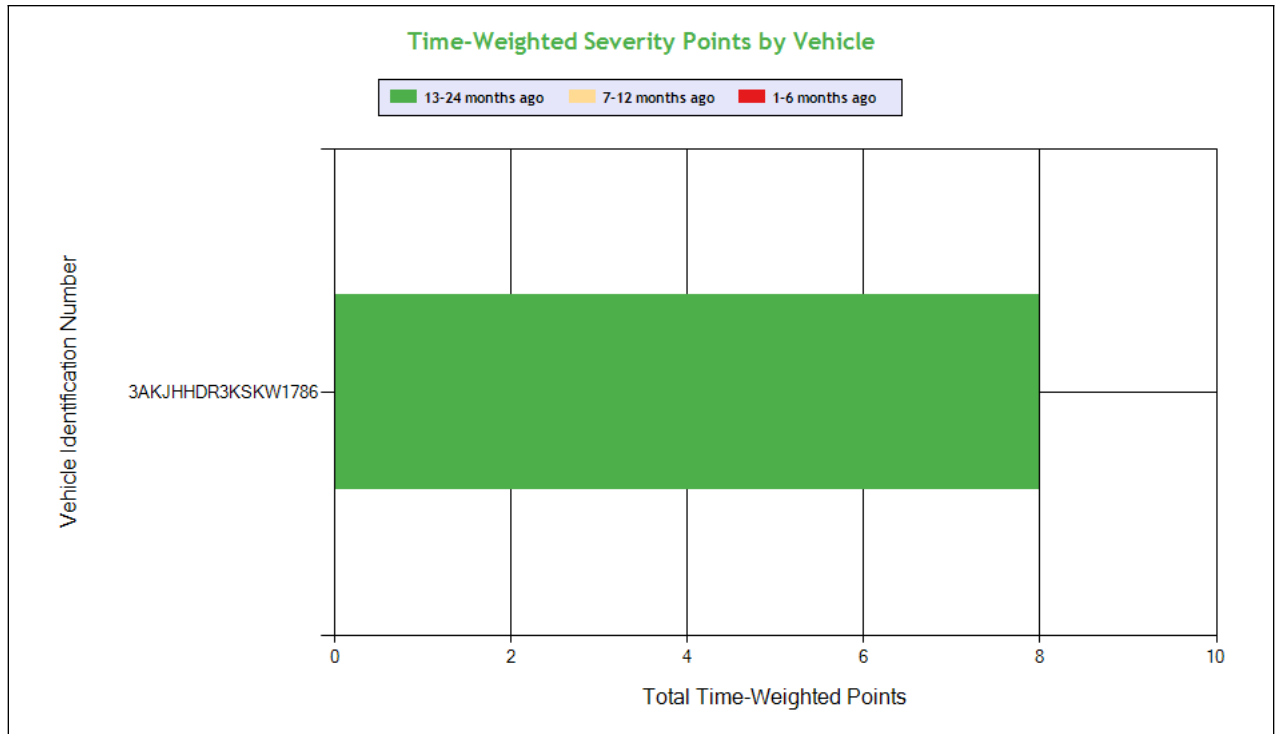
See the Excel file for the complete analysis # Violations is in (1-6/7-12/13-24mo)

Shaded = Out Of Service Violation		
Violation Group		
Violation Description	Total Time-weighted Points by VIN	% of Total Time-weighted Points by VIN
Driver Resp		
Total Time-weighted Points		
% Total Time-Wt Pts		



Vehicle Maintenance





Carrier Software
 1-800-646-5152
 info@CarrierSoftware.com

CONFIDENTIAL - Intended for use by Amerigo Insurance Agency - Date: 5/22/2025
KANG EXPRESS INC - DOT# 4079978 / MC1551940

See the Excel file for the complete analysis

Violations is in (1-6/7-12/13-24mo)

Shaded = Out Of Service Violation				
Violation Group			Lighting	Emergency Equipment
Violation Description	Total Time-weighted Points by VIN	% of Total Time-weighted Points by VIN	Inoperative turn signal	No/discharged/unsecured fire extinguisher
Driver Resp			Yes	Yes
Total Time-weighted Points			6	2
% Total Time-Wt Pts			75.00	25.00
3AKJHHDR3KSKW1786	8	100	6 (0/0/1)	2 (0/0/1)

COLOR CODED CRASH TABLE ToC

No crashes have been reported by the DOT on this Motor Carrier

INSPECTIONS WITH SHARED EQUIPMENT:

No Data



LEGEND

Vehicle Information

Inspection for DOT # being analyzed

Inspection for Different DOT #

Crash Information for specific VIN

INSPECTION DETAILS for ALL Inspections

PDF shows the first 100 Power Unit & Trailer VINs with most recent inspections using data from the last 4 years

POWER UNIT Inspections Section

VIN: 3AKJHHDR3KSKW1786				Unit: Other		Year: 2019	Make: FREIGHTLINER	
Crash Report No.	DOT	Date	State	Fatalities	Injuries	Tow Away	Vehicles Involved	
IN0903799574	241411	05/20/2021	IN	0	0	Yes	1	
DOT No: 4079978		Docket No: MC1551940		Name: KANG EXPRESS INC			Interstate: Yes	
Date	Unit License	Unit Lic State	Violation Unit	Violation Description		Severity	OOS	Citation
01/27/2025	5400341	ME	-	-		-	-	-
08/14/2024	YP99879	CA	-	-		-	-	-
11/29/2023	YP99879	CA	1	392.2DIM - Dimension Violation (Width / Height / Length)		0	Yes	
11/29/2023	YP99879	CA	1	393.95A - No/discharged/unsecured fire extinguisher		2	No	
11/29/2023	YP99879	CA	1	393.9TS - Inoperative turn signal		6	No	MQ81067
11/29/2023	YP99879	CA	D	392.2C - Failure to obey traffic control device		5	No	
11/29/2023	YP99879	CA	D	395.8K2 - Driver failing to retain previous 7 days' logs		5	Yes	
DOT No: 241411		Docket No: MC177240		Name: LANDAIR TRANSPORT INC			Interstate: Yes	
Date	Unit License	Unit Lic State	Violation Unit	Violation Description		Severity	OOS	Citation
12/27/2021	2954224	IN	-	-		-	-	-
DOT No: 276010		Docket No: MC193849		Name: SOUTHERN REFRIGERATED TRANSPORT INC			Interstate: Yes	
Date	Unit License	Unit Lic State	Violation Unit	Violation Description		Severity	OOS	Citation
03/07/2020	2503633	IN	D	392.2SLLS1 - State/Local Laws - Speeding 1-5 Miles Per Hour Over The Speed Limit		0	No	
12/07/2018	2503633	IN	-	-		-	-	-

TRAILER Inspections Section

VIN: 3AKJHHDR3KSKW1786				Unit: Other		Year: 2019	Make: FREIGHTLINER	
Crash Report No.	DOT	Date	State	Fatalities	Injuries	Tow Away	Vehicles Involved	
IN0903799574	241411	05/20/2021	IN	0	0	Yes	1	
DOT No: 4079978		Docket No: MC1551940		Name: KANG EXPRESS INC			Interstate: Yes	
Date	Unit License	Unit Lic State	Violation Unit	Violation Description		Severity	OOS	Citation
01/27/2025	5400341	ME	-	-		-	-	-
08/14/2024	YP99879	CA	-	-		-	-	-
11/29/2023	YP99879	CA	1	392.2DIM - Dimension Violation (Width / Height / Length)		0	Yes	
11/29/2023	YP99879	CA	1	393.95A - No/discharged/unsecured fire extinguisher		2	No	
11/29/2023	YP99879	CA	1	393.9TS - Inoperative turn signal		6	No	MQ81067
11/29/2023	YP99879	CA	D	392.2C - Failure to obey traffic control device		5	No	
11/29/2023	YP99879	CA	D	395.8K2 - Driver failing to retain previous 7 days' logs		5	Yes	
DOT No: 241411		Docket No: MC177240		Name: LANDAIR TRANSPORT INC			Interstate: Yes	



Date	Unit License	Unit Lic State	Violation Unit	Violation Description	Severity	OOS	Citation
12/27/2021	2954224	IN	-	-	-	-	-
DOT No: 276010 Docket No: MC193849 Name: SOUTHERN REFRIGERATED TRANSPORT INC Interstate: Yes							
Date	Unit License	Unit Lic State	Violation Unit	Violation Description	Severity	OOS	Citation
03/07/2020	2503633	IN	D	392.2SLLS1 - State/Local Laws - Speeding 1-5 Miles Per Hour Over The Speed Limit	0	No	
12/07/2018	2503633	IN	-	-	-	-	-

Inspection Summary By Month (based on inspections from the last 4 years) ToC						
Year-Month	Number of Inspections	Number of Power Units	Total Violations	Total OOS Inspections	Total Severity Points	Number of Crashes
2025-01	1	1	0	0	0	0
2024-08	1	1	0	0	0	0
2023-11	1	1	6	1	18	0
Note: The most recent month's counts may not include all the inspections for that month.						

VIN Inspection Violation Details ToC									
# of VINs: 2 # of Insp: 2 Severity Weight: 31 Avg. Weight/VIN: 15.5 (based on inspections in the last 4 years, showing top 50 VINs inspected most recently)									
VIN 1UYVS2536L2812315		# of Inspections: 1		Total Severity: 13		Percentage of Total: 41.94%		Avg. Weight Per Inspection: 13.0	
Inspection Date	Inspection ID	Inspection State	Location Description	Total Severity	# of Violations	Shipper Name	Inspection Level	Post Accident	Out of Service
11/29/2023	80280008	CA	FRESNO AREA	13	3		2	No	Yes
BASIC		Unit Type		Severity		Description		Out of Service	
Vehicle Maintenance		Semi Trailer		6		393.9TS:Inoperative turn signal		No	
Hours-Of-Serivce Compliance		Semi Trailer		5		395.8K2:Driver failing to retain previous 7 days' logs		Yes	
Vehicle Maintenance		Semi Trailer		2		393.95A:No/discharged/unsecured fire extinguisher		No	
VIN 3AKJHHDR3KSKW1786		# of Inspections: 1		Total Severity: 18		Percentage of Total: 58.06%		Avg. Weight Per Inspection: 18.0	
Inspection Date	Inspection ID	Inspection State	Location Description	Total Severity	# of Violations	Shipper Name	Inspection Level	Post Accident	Out of Service
11/29/2023	80280008	CA	FRESNO AREA	18	6		2	No	Yes
BASIC		Unit Type		Severity		Description		Out of Service	
Vehicle Maintenance		Truck Tractor		6		393.9TS:Inoperative turn signal		No	
Unsafe Driving		Truck Tractor		5		392.2C:Failure to obey traffic control device		No	
Hours-Of-Serivce Compliance		Truck Tractor		5		395.8K2:Driver failing to retain previous 7 days' logs		Yes	
Vehicle Maintenance		Truck Tractor		2		393.95A:No/discharged/unsecured fire extinguisher		No	
		Truck Tractor		0		392.2DIM:Dimension Violation (Width / Height / Length)		No	
		Truck Tractor		0		392.2DIM:Dimension Violation (Width / Height / Length)		Yes	

Inspection History ToC							
Inspection Date	Report Number	Report State	Plate Number	Plate State	Type	Severity Weight	Time Weight
01/27/2025	4248390153	IL	5400341	ME	Other		3
08/14/2024	UDGY003141	CA	YP99879	CA	Truck Tractor		2
11/29/2023	UBAY002909	CA	YP99879	CA	Truck Tractor		1
3AKJHHDR3KSKW1786 - Power Unit - OOS Hours-Of-Serivce Violation: 395.8K2Driver failing to retain previous 7 days' logs						5	
3AKJHHDR3KSKW1786 - Power Unit - State/Local Laws Violation: 392.2DIMDimension Violation (Width / Height / Length)						0	
3AKJHHDR3KSKW1786 - Power Unit - OOS State/Local Laws Violation: 392.2DIMDimension Violation (Width / Height / Length)						0	
3AKJHHDR3KSKW1786 - Power Unit - Unsafe Driving Violation: 392.2CFailure to obey traffic control device						5	
3AKJHHDR3KSKW1786 - Power Unit - Vehicle Maintenance Violation: 393.95ANo/discharged/unsecured fire extinguisher						2	
3AKJHHDR3KSKW1786 - Power Unit - Vehicle Maintenance Violation: 393.9TSInoperative turn signal						6	
Only the first 20 inspections are shown. See the live report for more data.							



Crash Hot Spots ToC					
State	Level 1 (lowest crash frequency)	Level 2	Level 3	Level 4	Level 5 (highest crash frequency)
California	0	1	1	0	0
Illinois	0	0	1	0	0
Total	0	1	2	0	0
Company Level: 3					

Equipment and Driver Details ToC						
	Equipment (Owned/Leased/Trip)			Driver Details		
MCS-150 Date	Tractors	Straight Trucks	Trailers	CDL's	Interstate	Intrastate
08/14/2024	1/0/0	0/0/0	1/0/0	1	1	0
08/24/2023	1/0/0	0/0/0	0/1/0	1	1	0
05/22/2023	1/0/0	0/0/0	0/1/0	1	1	0

Chameleon ToC
Something went wrong while generating Chameleon