



Table of Contents

1. Overview	2. BASIC Scores History
3. BASIC Measures	4. KPI: BASIC Measures by Cargo Group
5. Estimated ISS Score	6. Investigation Results
7. Penalties History	8. Acute Critical Violations
9. Red Flag Violation Details	10. DOT Registration Information
11. DOT MCS-150 History	12. Crash Summary
13. Inspection Summary	14. KPI: Inspection Viol OOS Rates by Cargo Group
15. FHWA Registration Information	16. FHWA Insurance Information
17. FHWA Authorities	18. Severe Violations
19. Violation Report	20. Violation Summary
21. Violation Enforcement Chronology	22. Inspection Violations & OOS Counts
23. Radius Of Operation	24. Inspection & Crash Locations
25. Cargo Hot Spots	26. Inspection Violations & OOS Chronology
27. Percent of Insp & Crash by State	28. VIN Insp Summary by State
29. Violations By Unit Type	30. Equipment Ownership
31. Equipment Details	32. Vehicle Age
33. States of Power Unit Registrations	34. Equipment Acquisitions
35. Driver Details	36. Shared VIN Summary
37. Shipper Table	38. Safety Summary
39. Safety Details	40. Crash Detail Color Coded
41. Inspections with Shared Equipment	42. Inspection Tabular Details
43. Inspection Summary By Month	44. VIN Inspection Violation Details
45. Inspection History	46. Crash Hot Spots
47. DOT MCS-150 History Equipment and Driver Details	48. Chameleon



Business Address

2044 SUNRISE CT

YUBA CITY, CA

95993

Contact Info

(530)-300-1527

TDZATRANSPORTATION@GMAIL.COM

FHWA Address

2044 SUNRISE CT

YUBA CITY,CA,95993

Phone:(530)-300-1527

Mailing Address

2044 SUNRISE CT

YUBA CITY, CA

95993

Overview ToC

Operating Status: AUTHORIZED FOR Property

One other company viewed this DOT in the past two months

Crash/PU ratio: 0.0%

Clean Inspection ratio: 100.0%

Estimated BASIC Scores (as of 4/25/2025)

	Unsafe Driving	Hours of Service	Driver Fitness	Controlled Sub. and Alcohol	Vehicle Maintenance	HM Compliance	Crash
Relative Scores	0% ○	0% ○	0% ○	0% ○	0% ○	0% ○	0% ○
Alert Status	No	No	No	No	No	No	No



Estimated Inspection Selection System (ISS) Score: 1
Category: Pass

BASIC Scores History - Unsafe Driving ToC

There are no Scores for this BASIC

BASIC Scores History - Hours of Service ToC

There are no Scores for this BASIC

BASIC Scores History - Driver Fitness ToC

There are no Scores for this BASIC

BASIC Scores History - Controlled Substance ToC

There are no Scores for this BASIC



BASIC Scores History - Vehicle Maintenance ToC

There are no Scores for this BASIC

BASIC Scores History - Crash ToC

There are no Scores for this BASIC

BASIC Scores History - Hazmat ToC

There are no Scores for this BASIC

BASIC Measures: Violation Points per Inspection Trends ToC

No inspection violations

BASIC Measures * - Table ToC

UD-Unsafe Driving, HOS-Hours of Service, DF-Driver Fitness, CS-Controlled Substances, VM-Vehicle Maintenance

Date	UD Measure	UD AC	UD with Viol	HOS Measure	HOS AC	HOS with Viol	DF Measure	DF AC	DF with Viol	CS Measure	CS AC	CS with Viol	VM Measure	VM AC	VM with Viol
04/2025	0.00	N	0	0.00	N	0	0.00	N	0	0.00	N	0	0.00	N	0
03/2025	0.00	N	0	0.00	N	0	0.00	N	0	0.00	N	0	0.00	N	0
02/2025	0.00	N	0	0.00	N	0	0.00	N	0	0.00	N	0	0.00	N	0
01/2025	0.00	N	0	0.00	N	0	0.00	N	0	0.00	N	0	0.00	N	0
12/2024	0.00	N	0	0.00	N	0	0.00	N	0	0.00	N	0	0.00	N	0
11/2024	0.00	N	0	0.00	N	0	0.00	N	0	0.00	N	0	0.00	N	0
10/2024	0.00	N	0	0.00	N	0	0.00	N	0	0.00	N	0	0.00	N	0
09/2024	0.00	N	0	0.00	N	0	0.00	N	0	0.00	N	0	0.00	N	0
08/2024	0.00	N	0	0.00	N	0	0.00	N	0	0.00	N	0	0.00	N	0
07/2024	0.00	N	0	0.00	N	0	0.00	N	0	0.00	N	0	0.00	N	0
06/2024	0.00	N	0	0.00	N	0	0.00	N	0	0.00	N	0	0.00	N	0
05/2024	0.00	N	0	0.00	N	0	0.00	N	0	0.00	N	0	0.00	N	0
04/2024	0.00	N	0	0.00	N	0	0.00	N	0	0.00	N	0	0.00	N	0
03/2024	0.00	N	0	0.00	N	0	0.00	N	0	0.00	N	0	0.00	N	0
02/2024	0.00	N	0	0.00	N	0	0.00	N	0	0.00	N	0	0.00	N	0
01/2024	0.00	N	0	0.00	N	0	0.00	N	0	0.00	N	0	0.00	N	0
12/2023	0.00	N	0	0.00	N	0	0.00	N	0	0.00	N	0	0.00	N	0
11/2023	0.00	N	0	0.00	N	0	0.00	N	0	0.00	N	0	0.00	N	0
10/2023	0.00	N	0	0.00	N	0	0.00	N	0	0.00	N	0	0.00	N	0
09/2023	0.00	N	0	0.00	N	0	0.00	N	0	0.00	N	0	0.00	N	0
08/2023	0.00	N	0	0.00	N	0	0.00	N	0	0.00	N	0	0.00	N	0
07/2023	0.00	N	0	0.00	N	0	0.00	N	0	0.00	N	0	0.00	N	0
06/2023	0.00	N	0	0.00	N	0	0.00	N	0	0.00	N	0	0.00	N	0
05/2023	0.00	N	0	0.00	N	0	0.00	N	0	0.00	N	0	0.00	N	0

* BASIC Measures are the absolute SMS scores that are compared within each Safety Event Group to determine the BASIC Score percentiles.



KPI: BASIC Measures by Fleet Size and Cargo Group [ToC](#)

Fleet Size: 1-5 PUs

	Unsafe Driving		Hours of Service		Driver Fitness		Controlled Substance		Vehicle Maintenance		HM Compliance		Crash	
Cargo Group (Companies)	Avg.	Comp. to Avg.	Avg.	Comp. to Avg.	Avg.	Comp. to Avg.	Avg.	Comp. to Avg.	Avg.	Comp. to Avg.	Avg.	Comp. to Avg.	Avg.	Comp. to Avg.
Bulk Goods (249526)	0.75	Better	0.21	Better	0.13	Better	0.01	Better	1.68	Better	0.01	Better	0.06	Better
General Freight (485750)	0.78	Better	0.22	Better	0.20	Better	0.02	Better	1.88	Better	0.01	Better	0.06	Better
Refrigerated (63356)	1.49	Better	0.54	Better	0.16	Better	0.02	Better	2.60	Better	0.01	Better	0.11	Better
TDZA TRANSPORTATION LLC	0.00		0.00		0.00		0.00		0.00		0.00		0.00	

Estimated ISS Score: 1 Pass [ToC](#) [About the Inspection Selection System](#)

Estimated ISS Score History - Table [ToC](#)

Date	Estimated ISS Score	Recommendation	Algorithm
04/25/2025	1	Pass	Safety Algorithm
03/28/2025	1	Pass	Safety Algorithm
02/28/2025	1	Pass	Safety Algorithm
01/31/2025	1	Pass	Safety Algorithm
12/27/2024	1	Pass	Safety Algorithm
11/29/2024	72	Optional Inspect	Insufficient Data Algorithm
10/25/2024	68	Optional Inspect	Insufficient Data Algorithm
09/27/2024	66	Optional Inspect	Insufficient Data Algorithm
08/30/2024	65	Optional Inspect	Insufficient Data Algorithm
07/26/2024	65	Optional Inspect	Insufficient Data Algorithm
06/28/2024	64	Optional Inspect	Insufficient Data Algorithm
05/31/2024	66	Optional Inspect	Insufficient Data Algorithm
04/26/2024	62	Optional Inspect	Insufficient Data Algorithm
03/29/2024	63	Optional Inspect	Insufficient Data Algorithm
02/23/2024	63	Optional Inspect	Insufficient Data Algorithm
01/26/2024	63	Optional Inspect	Insufficient Data Algorithm
12/29/2023	63	Optional Inspect	Insufficient Data Algorithm
11/24/2023	63	Optional Inspect	Insufficient Data Algorithm
10/27/2023	63	Optional Inspect	Insufficient Data Algorithm
09/29/2023	63	Optional Inspect	Insufficient Data Algorithm
08/25/2023	66	Optional Inspect	Insufficient Data Algorithm
07/28/2023	63	Optional Inspect	Insufficient Data Algorithm
06/30/2023	63	Optional Inspect	Insufficient Data Algorithm
05/26/2023	63	Optional Inspect	Insufficient Data Algorithm

Investigation Results [ToC](#)

No Investigations reported on FMCSA website

Penalties History [ToC](#)

There is a problem with the Penalties data on FMCSA website.



Acute Critical Violations (Based on Investigations as per CSA Methodology Appendix A) [ToC](#)

No Data

No red flag violations in the last 24 months

DOT Registration Information: The following information on this specific DOT # is from the Federal DOT (as of Operating Authority					
DOT Registration: 05/23/2023		Total Power Units: 1		Total Trucks: 1	
Total Trailers: 1		Total Passenger Vehicles: 0			
Status	Entity Type	Organization Type	Nation	Total Cars	Drivers / CDL Drivers
A	C	-	US	0	2 / 2
MCS-150 Date	Op Codes	Shipper Op Codes	Shipper HazMat Op Codes	Latest Review Type	Latest Review Document Number(Date)
02/07/2025	A				()
MCS-150 Mileage (Year)	Record Update Date	Transports Hazmats	DOT Census Date	Recordable Accident Rate	Preventable Accident Rate
109,850 (2024)	02/07/2025	N	05/23/2023	0%	0%
MCS-151 Mileage	Safety Rating (Date)	SEA Accident	SEA Driver	SEA Vehicle	SEA Management
120000	None (None)	0%	0%	0%	0%
Classification Codes		Cargo Carried (per MCS-150)			
Authorized-For-Hire		General Freight, Fresh Produce, Refrigerated foods			

DOT MCS-150 History ToC			(as of 03/01/2025 DOT census)						
Census Date	MCS-150 Date	MCS-150 Mileage	VMT Year	Power Units	Drivers	Trailers	Company Rep1	Company Rep2	Email
3/1/2025	2/7/2025	109850	2024	1	2	-	RAVINDER SINGH GILL		TDZATransportation@gmail.com
6/9/2023	5/23/2023	0		1	1	1	RAVINDER SINGH GILL		TDZATransportation@gmail.com

Crash Summary Chart [ToC](#)Crashes Summary - Chart (based on all available crash data)

No Data

Crashes Summary - Table (based on all available crash data) ToC										
	TOTAL	Last 6 months	7-12 months	13-18 months	19-24 months	25-30 months	30-36 months	37-41 months	42-48 months	Over 49 months
Total Reportable	0	0	0	0	0	0	0	0	0	0
Fatalities	0	0	0	0	0	0	0	0	0	0
Injuries	0	0	0	0	0	0	0	0	0	0
Tow Away	0	0	0	0	0	0	0	0	0	0
With Citations	0	0	0	0	0	0	0	0	0	0
Federal Recordable	0	0	0	0	0	0	0	0	0	0
Preventable	0	0	0	0	0	0	0	0	0	0
Crash per Pwr Unit	-	0.0%	0.0%	0.0%	0.0%	0.0%	0.0%	0.0%	0.0%	-



Inspection Summary ToC

The following inspection information is based on results for 24 months prior to: 05/19/2025. Please note that the total inspections number is not necessarily the total of the vehicle, driver and hazmat inspections, as one inspection may have included any combination of the below inspections.

Overall	Vehicle	Driver	Hazmat
(Please note that the total inspections number is not necessarily the total of the vehicle, driver and hazmat inspections, as one inspection may have included any combination of the below inspections) Total Inspections: 3 Total Out of Service: 0 Out of Service: 0% National Average: 20.97% Difference: -20.97%	Total Inspections: 2 Total Out of Service: 0 Out of Service: 0.00% National Average: 25.17% Difference: -25.17%	Total Inspections: 3 Total Out of Service: 0 Out of Service: 0.00% National Average: 6.59% Difference: -6.59%	Total Inspections: 0 Total Out of Service: 0 Out of Service: 0.00% National Average: 2.92% Difference: -2.92%

KPI: Inspection Viol OOS Rates by Cargo Group ToC

Cargo Group	OVERALL		VEHICLE		DRIVER		HAZMAT	
	Average	Compared to Average	Average	Compared to Average	Average	Compared to Average	Average	Compared to Average
Bulk Goods	24.21%	Better	22.48%	Better	8.98%	Better	0.13%	Better
General Freight	28.67%	Better	25.12%	Better	12.48%	Better	0.19%	Better
Refrigerated	22.75%	Better	21.07%	Better	10.10%	Better	0.09%	Better
TDZA TRANSPORTATION LLC	0%		0%		0%		0%	

FHWA Registration Information: The following data on this Motor Carrier is from the Federal Hwy Administration (as of 5/19/2025)

Docket Number	DOT Number	Company Name	DBA Name	Address	City	State	Country	ZIP Code
MC1552425	4080752	TDZA TRANSPORTATION LLC		2044 SUNRISE CT	YUBA CITY	CA	US	95993
Phone Number	Fax Number	Mail Address	Mail City	Mail State	Mail Contry	Mail ZIP Code	Mail Phone Number	Mail Fax Number
(530)-300-1527								
Date of Last Change	Freight	Passenger	Household Goods	Active Authority	Pending Authority	Revocation Pending Authority		
5/19/2025	Y	N	N	/ Common /	/	/ Common /		

Insurance Required (as of 05/19/2025) ToC

Docket Number	Insurance Type	Insurance Required	Insurance on File
MC1552425	BIPD	\$750k	\$750k
MC1552425	Cargo	No	No
MC1552425	Bond	No	No

Active / Pending Insurance (as of 05/19/2025)

Docket Number	Form	Type	Insurance Carrier	Policy/Surety	Coverage From	Coverage To	Required	On File	Effective Date	Cancel Date
MC1552425	91X	BIPD/Primary	CLEAR BLUE INSURANCE COMPANY	BE0133000839-00	\$0k	\$750k	\$750k	\$750k	06/12/2024	06/12/2025



Insurance History (as of 05/19/2025)

Docket Number	Form	Type	Insurance Carrier	Policy/Surety	Coverage From	Coverage To	Effective Date From	Effective Date To
MC1552425	91X	BIPD/Primary	SECURITY NATIONAL INSURANCE CO.	SMC1813741	\$0k	\$750k	06/12/2023	06/12/2024 Cancelled

FHWA Authorities (as of 05/19/2025) ToC

Docket#	L&I Name	Active Authority	Inactive Authority	Pending Authority	Revocation Pending Authority	Freight	Passenger	Household Goods
MC1552425	TDZA TRANSPORTATION LLC	Common /			Common /	Yes	No	No

Authority History (as of 05/19/2025)

Docket Number	Sub	Auth Type	Original Action	Disposition
MC1552425		COMMON	INVOLUNTARY REVOCATION 5/16/2024 12:00:00 AM	DISCONTINUED REVOCATION 6/12/2024 12:00:00 AM
MC1552425		COMMON	GRANTED 6/16/2023 12:00:00 AM	

Severe Violations (i.e. those with >= 8 points) - Chart ToC

No Data

Severe Violations (i.e. those with >= 8 points) - Table

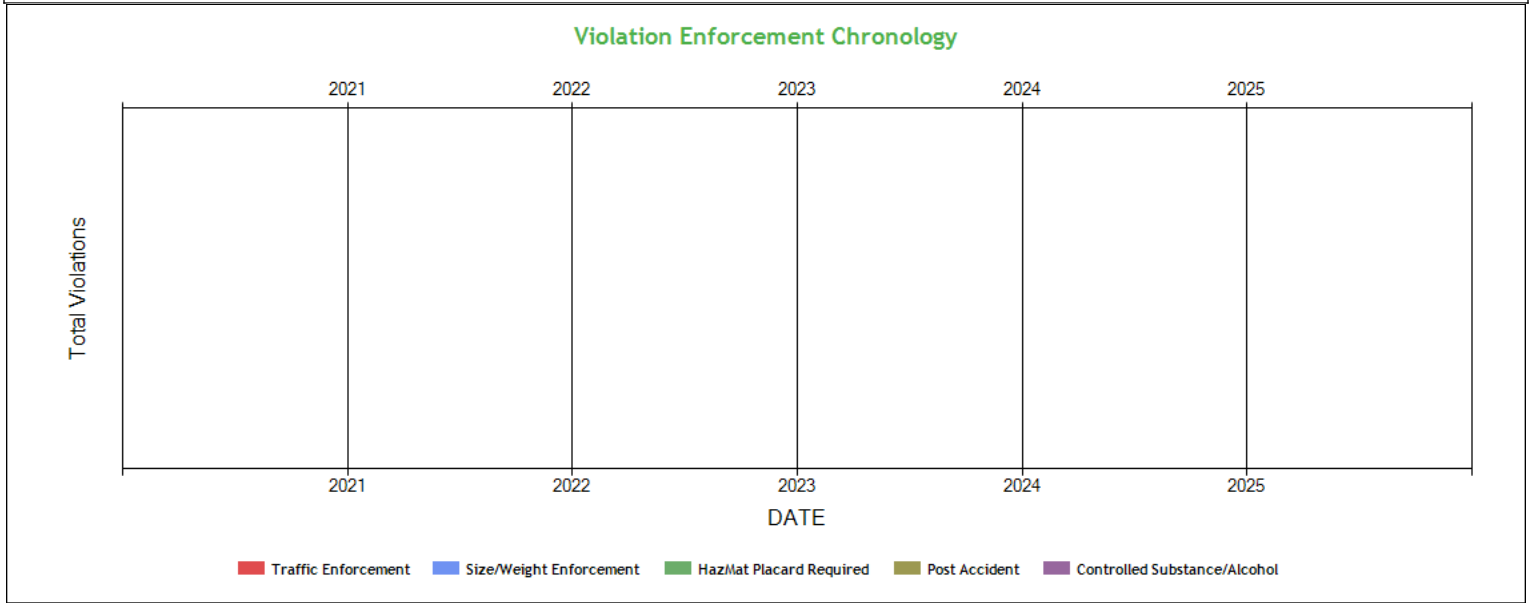
No Data

No data for Violation Report ToC

No data for Violation Summary



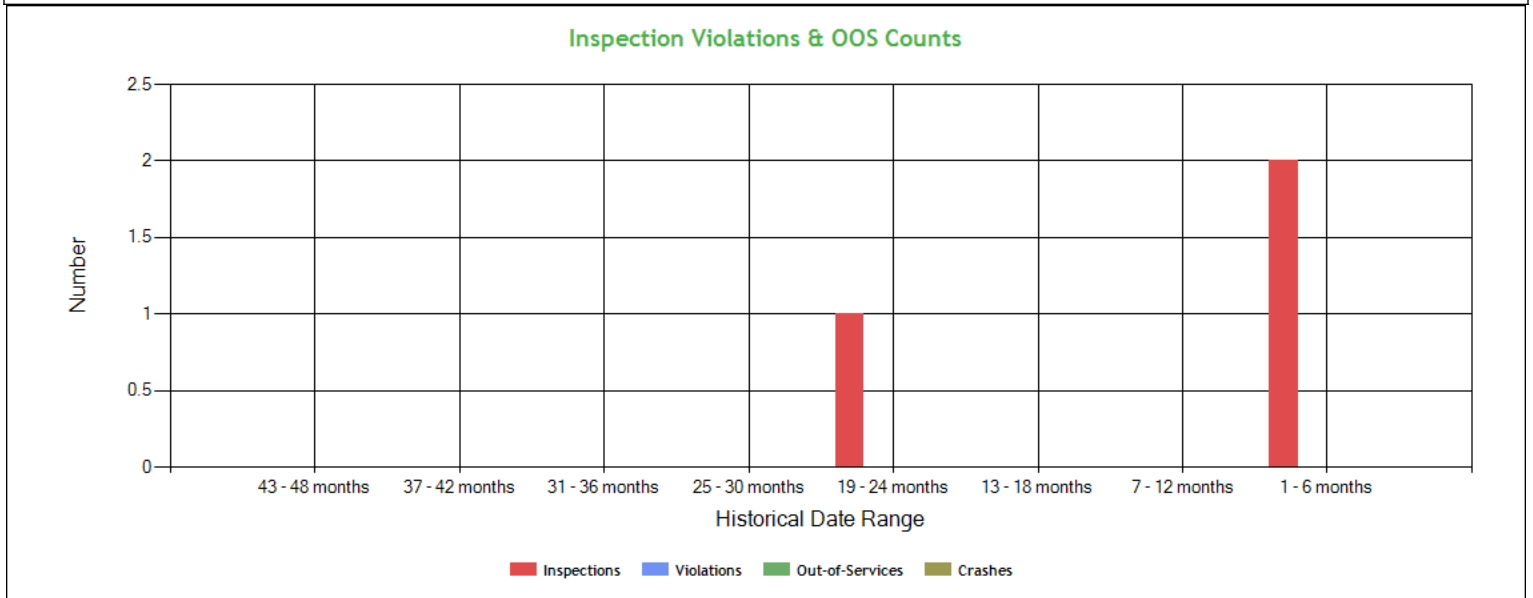
Violation Enforcement Chronology - Chart ToC



Violation Enforcement Chronology - Table ToC

	2021	2022	2023	2024	2025
Traffic Enforcement	0	0	0	0	0
Size/Weight Enforcement	0	0	0	0	0
HazMat Placard Required	0	0	0	0	0
Post Accident	0	0	0	0	0
Controlled Substance/Alcohol	0	0	0	0	0

Inspection Violations & OOS Counts - Chart ToC





Inspection Violations & OOS Counts - Table [ToC](#)

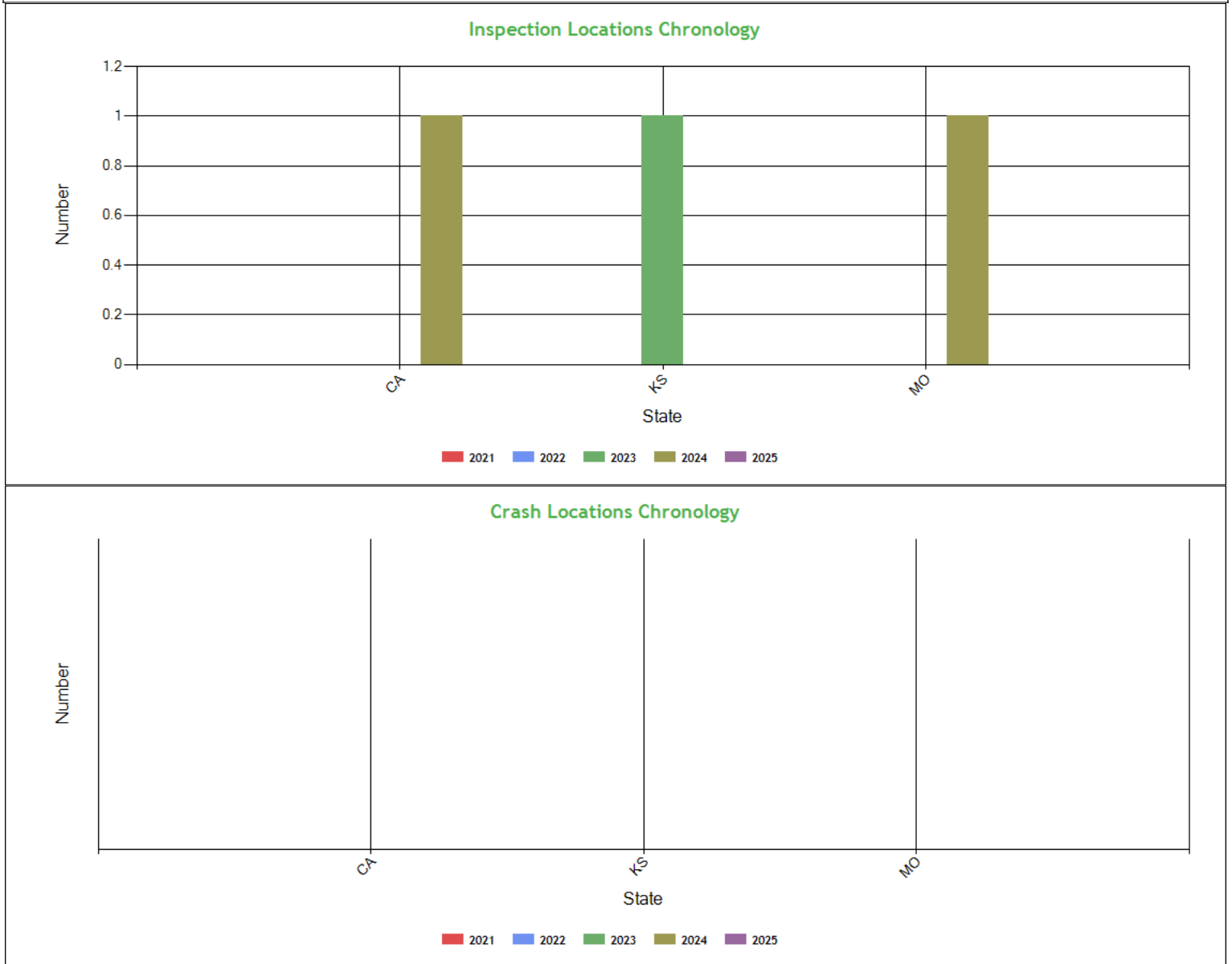
Date Range	Inspections	Violations	Out-of-Services	Crashes
TOTAL	3	0	0	0
1 - 6 months	2	0	0	0
7 - 12 months	0	0	0	0
13 - 18 months	0	0	0	0
19 - 24 months	1	0	0	0
25 - 30 months	0	0	0	0
31 - 36 months	0	0	0	0
37 - 42 months	0	0	0	0
43 - 48 months	0	0	0	0

Radius of Operation (based on Inspections and Crashes during the past 3 years) [ToC](#)

	Total	Drive between 0 and 50 miles radius	Drive between 51 and 200 miles radius	Drive between 201 and 300 miles radius	Drive between 301 and 400 miles radius	Drive between 401 and 500 miles radius	Drive between 501 and 600 miles radius	Drive beyond 600 miles radius
Power Units (i.e. unique VINs)	2	0	1	0	0	0	0	1
Percent	100%	0%	50%	0%	0%	0%	0%	50%



Inspection & Crash Locations - Chart ToC



Inspection & Crash Locations - Table ToC

State	Inspections					Violations					Out-of-Services					Crashes				
	2021	2022	2023	2024	2025	2021	2022	2023	2024	2025	2021	2022	2023	2024	2025	2021	2022	2023	2024	2025
TOTAL	0	0	1	2	0	0	0	0	1	0	0	0	0	0	0	0	0	0	0	0
CA	0	0	0	1	0	0	0	0	1	0	0	0	0	0	0	0	0	0	0	0
KS	0	0	1	0	0	0	0	0	0	0	0	0	0	0	0	0	0	0	0	0
MO	0	0	0	1	0	0	0	0	0	0	0	0	0	0	0	0	0	0	0	0

Hot Spot Summary ToC

Year	Month	Level 5	Level 5 %	Level 4	Level 4 %	Level 3	Level 3 %	Level 2	Level 2 %	Level 1	Level 1 %	Level 0	Level 0 %	Levels 1 - 5	Levels 1 - 5 %
2024	December (Partial)	0	0.00%	0	0.00%	0	0.00%	0	0.00%	0	0.00%	1	50.00%	0	0.00%



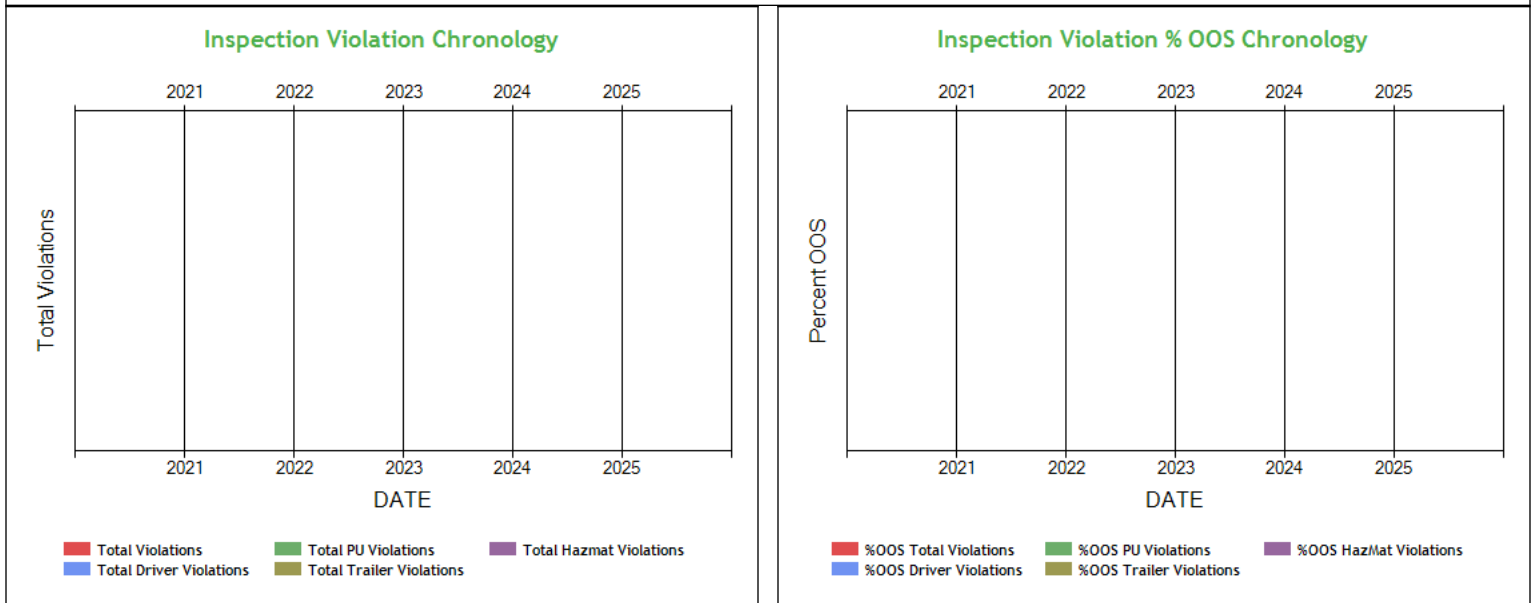
2024	November	0	0.00%	0	0.00%	1	50.00%	0	0.00%	0	0.00%	0	0.00%	1	50.00%
Totals		0	0.00%	0	0.00%	1	50.00%	0	0.00%	0	0.00%	1	50.00%	1	50.00%

Hot Spot Analysis

State	County	Level	Count	Percentage
CA	El Dorado	3	1	50.00%

Report generated using the last 12 full months of inspection data

Inspection Violation % OOS Chronology - Chart [ToC](#)

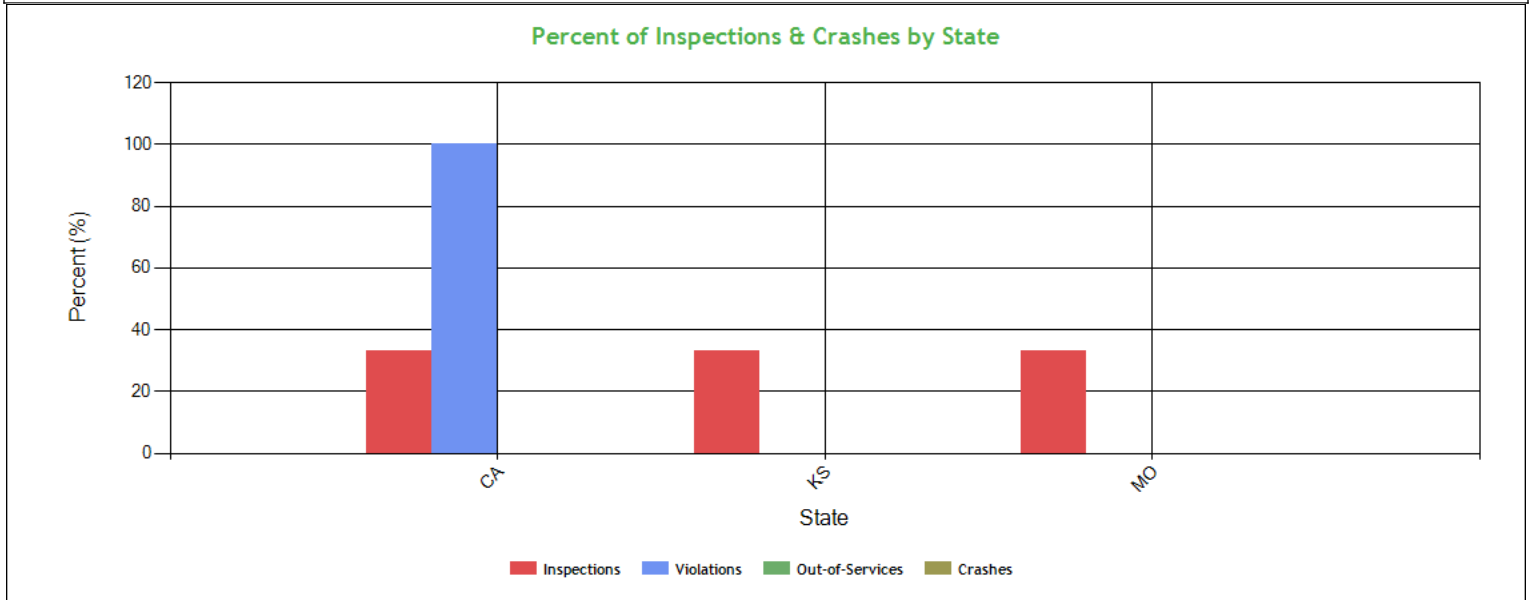


Inspection Violation % OOS Chronology - Table [ToC](#)

	2021	2022	2023	2024	2025
Total Violations	0	0	0	0	0
Total Out Of Services	0	0	0	0	0
%OOS Total Violations	0	0	0	0	0
Total Driver Violations	0	0	0	0	0
Total Driver Out Of Services	0	0	0	0	0
%OOS Driver Violations	0	0	0	0	0
Total PU Violations	0	0	0	0	0
Total PU Out Of Services	0	0	0	0	0
%OOS PU Violations	0	0	0	0	0
Total Trailer Violations	0	0	0	0	0
Total Trailer Out Of Services	0	0	0	0	0
%OOS Trailer Violations	0	0	0	0	0
Total Hazmat Violations	0	0	0	0	0
Total Hazmat Out Of Services	0	0	0	0	0
%OOS HazMat Violations	0	0	0	0	0



Percent of Insp & Crash by State - Chart [ToC](#)



Percent of Insp & Crash by State - Table (based on Inspection data from the last 4 years) [ToC](#)

State	Inspections		Violations		Out-of-Services		Crashes	
	Total	Percent	Total	Percent	Total	Percent	Total	Percent
	3	100	1	100	0	100	0	100
CA	1	33.3	1	100	0	0	0	0
KS	1	33.3	0	0	0	0	0	0
MO	1	33.3	0	0	0	0	0	0

VIN Insp Summary by State (based on inspection from the last 2 years) [ToC](#)

VIN	Insp	Viol Pts	Counts in each State					
			CA		KS		MO	
			Insp	Viol Pts	Insp	Viol Pts	Insp	Viol Pts
TOTALS	6/0*	3/0**	1	0	1	0	1	0
1JJV532B3HL960938	2	0	0	0	1	0	1	0
3AKJGLD66ESFR8343	2	0	0	0	1	0	1	0
1NPCLP9X4FD288368	1	0	1	0	0	0	0	0

*<Total number of inspections for these 3 VIN(s)>/<Total number of inspections for these 3 state(s)>

**<Total severity sum for these 3 VIN(s)>/<Total severity sum for these 3 state(s)>

Violations By Unit Type [ToC](#)

of Violations: 0 Total Severity: 0



Equipment Ownership **ToC**Equipment Ownership (based on MCS-150 dated 2/7/2025)

	Trucks	Tractors	Trailers	Motor Coaches	Vans
Owned	0	1	1	0	0
Term Leased	0	0	0	0	0
Trip Leased	0	0	0	0	0
Total No.	0	1	1	0	0

Equipment Details Power Units **ToC**

VIN	Latest Insp Date	Year	Make	Model	Body Class	Body Type	Axles	Len	Fuel Type
3AKJGLD66ESF R8343	12/10/2024	2014	FREIGHTLINER	Cascadia	Truck-Tractor	-	-	-	Diesel
1NPCLP9X4FD2 88368	11/18/2024	2015	PETERBILT	567	Truck	-	-	-	-

Equipment Details Trailers

VIN	Latest Insp Date	Year	Make	Model	Body Class	Body Type	Axles	Len	Fuel Type
1JJV532B3HL96 0938	12/10/2024	2017	WABASH NATIONAL	Refrigerated Van	Trailer	Van Trailer	2	53	-

Vehicle Age **ToC**

Year	# Power Units	PU Percentage	# Trailers	Trailres Percentage
2017	0	0.00%	1	100.00%
2015	1	50.00%	0	0.00%
2014	1	50.00%	0	0.00%

Based on 24 months of inspection data, see the live report for more options

States of Power Unit Registrations **ToC**

State	CA	KS	MO
Number of Power Units	1	1	1

Equipment Acquisitions - Table **ToC**

	Power Units inspected for 1st time in past 12 months	Power Units inspected for 1st time in past 24 months	Power Units inspected during entire date range	Trailers inspected for 1st time in past 12 months	Trailers inspected for 1st time in past 24 months	Trailers inspected during entire date range
Unique VINs	2	2	2	1	1	1
Unique License Plates	2	2	2	1	1	1
License Plate States	1	1	1	1	1	1

Driver Details **ToC**Driver Details (based on MCS-150 dated 2/7/2025)

	Within 100 mi	Beyond 100 mi	TOTAL
# Drivers Interstate	0	2	2
# Drivers Intrastate	0	0	0
TOTAL	0	2	/

Avg. # Trip Lease Drivers/Mo: 0 # Drivers Grand Total: 2 # Drivers Commercially Licensed: 2



Shared VIN Summary ToC

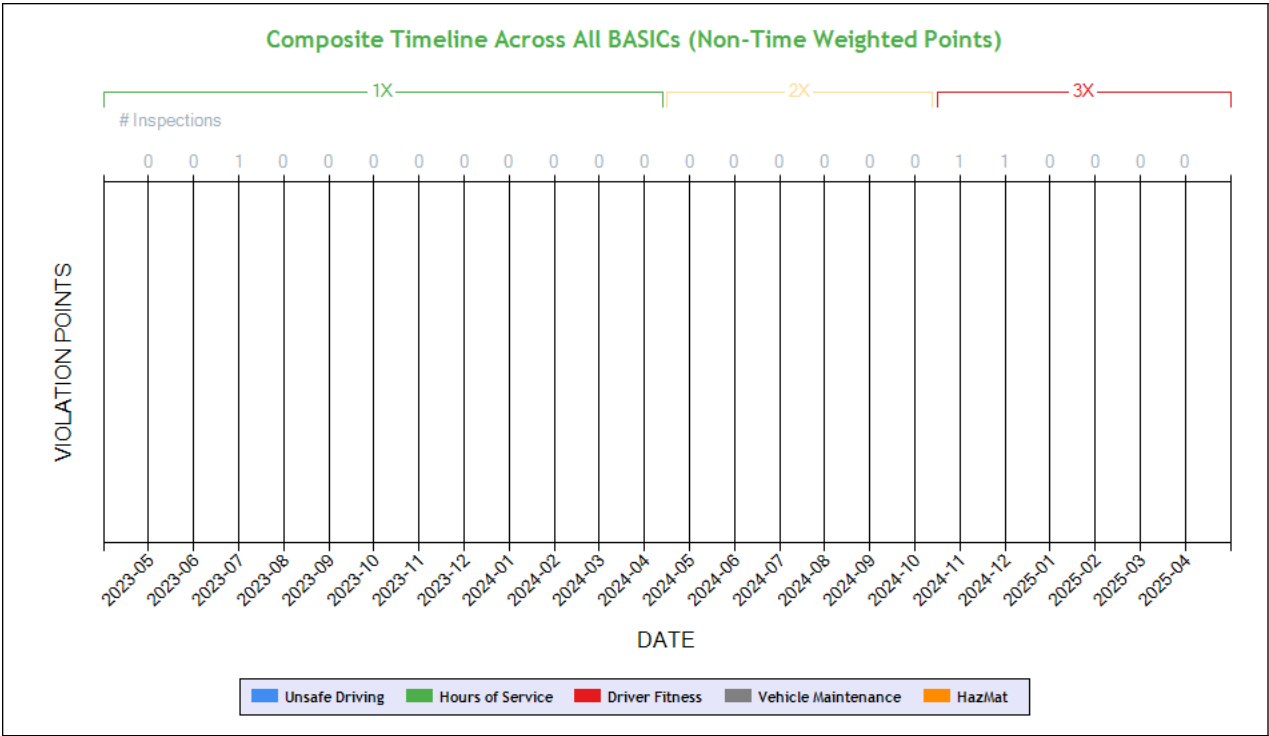
No Data

SHIPPERS DETAIL ToC based on Inspection results for the last 4 years

Shipper Name	Number of Inspections	Shipper Name	Number of Inspections
No Shipper listed	1	DAYSTAR PRODUCE INC	1
TAYLOR FARMS CALIFORNIA, INC	1		



Carrier Underwriting Report Safety Summary ToC



Time-Weighted Violation Points - no data available to draw a chart
Time-Weighted Violation Points by Vehicle - no data available to draw a chart

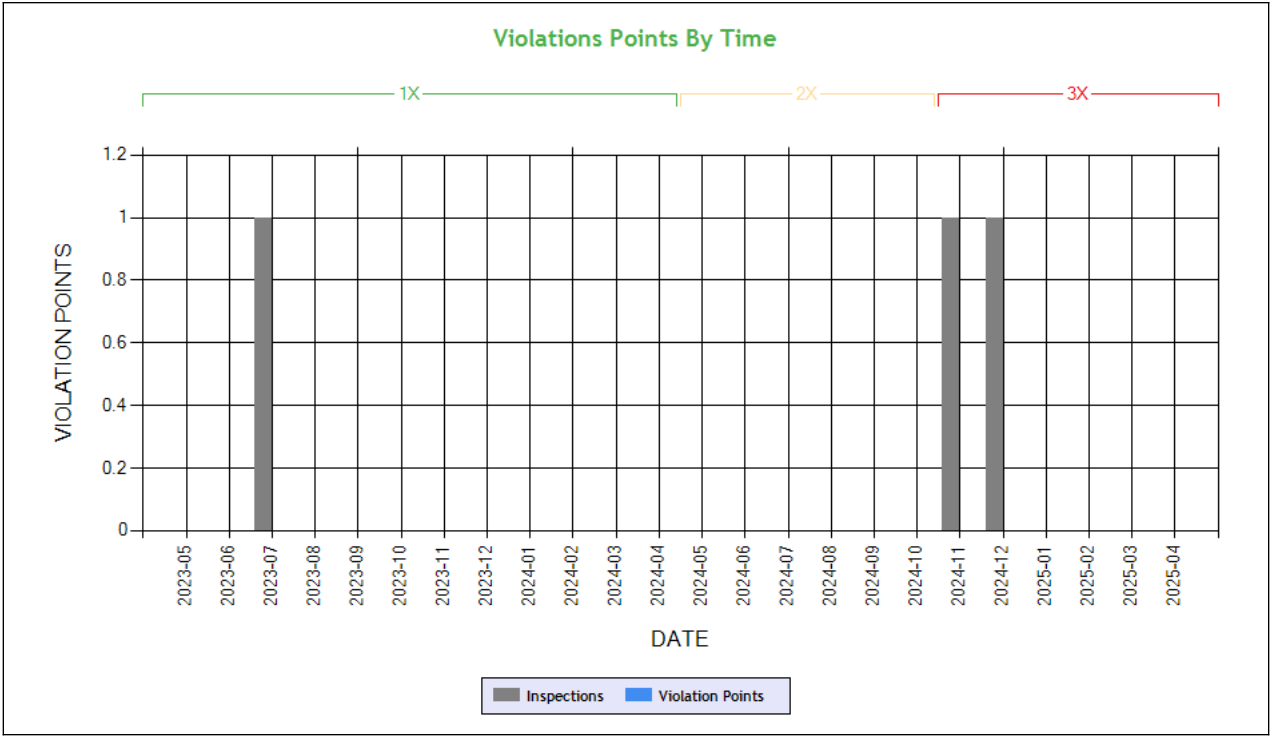
See the Excel file for the complete analysis # Violations is in (1-6/7-12/13-24mo)

Shaded = Out Of Service Violation		
Violation Group		
Violation Description	Total Time-weighted Points by VIN	% of Total Time-weighted Points by VIN
Driver Resp		
Total Time-weighted Points		
% Total Time-Wt Pts		



SAFETY ANALYSIS ToC

Unsafe Driving



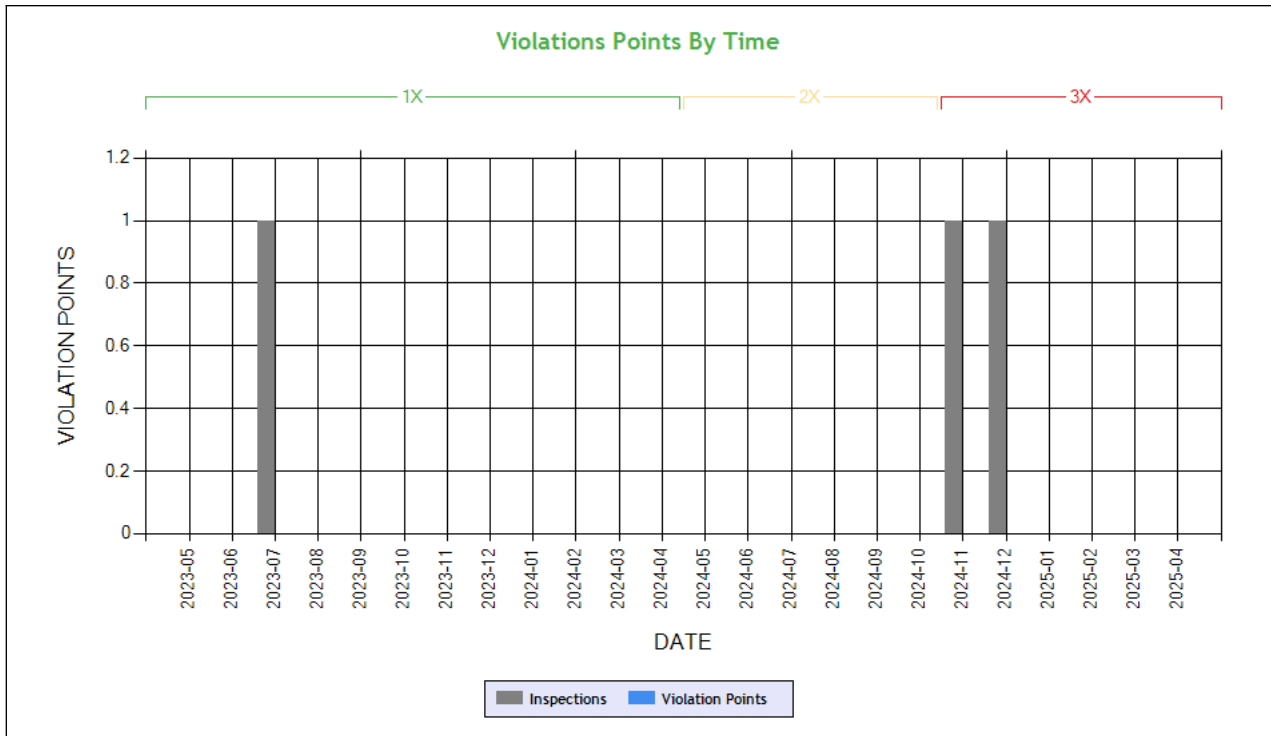
Time-Weighted Violation Points - no data available to draw a chart
Time-Weighted Severity Points by Vehicle - no data available to draw a chart

See the Excel file for the complete analysis # Violations is in (1-6/7-12/13-24mo)

Shaded = Out Of Service Violation		
Violation Group		
Violation Description	Total Time-weighted Points by VIN	% of Total Time-weighted Points by VIN
Driver Resp		
Total Time-weighted Points		
% Total Time-Wt Pts		

HOS Compliance

Time-Weighted Violation Points - no data available to draw a chart
Time-Weighted Severity Points by Vehicle - no data available to draw a chart



Carrier Software
 1-800-646-5152
 info@CarrierSoftware.com

CONFIDENTIAL - Intended for use by Amerigo Insurance Agency - Date: 5/20/2025
 TDZA TRANSPORTATION LLC - DOT# 4080752 / MC1552425

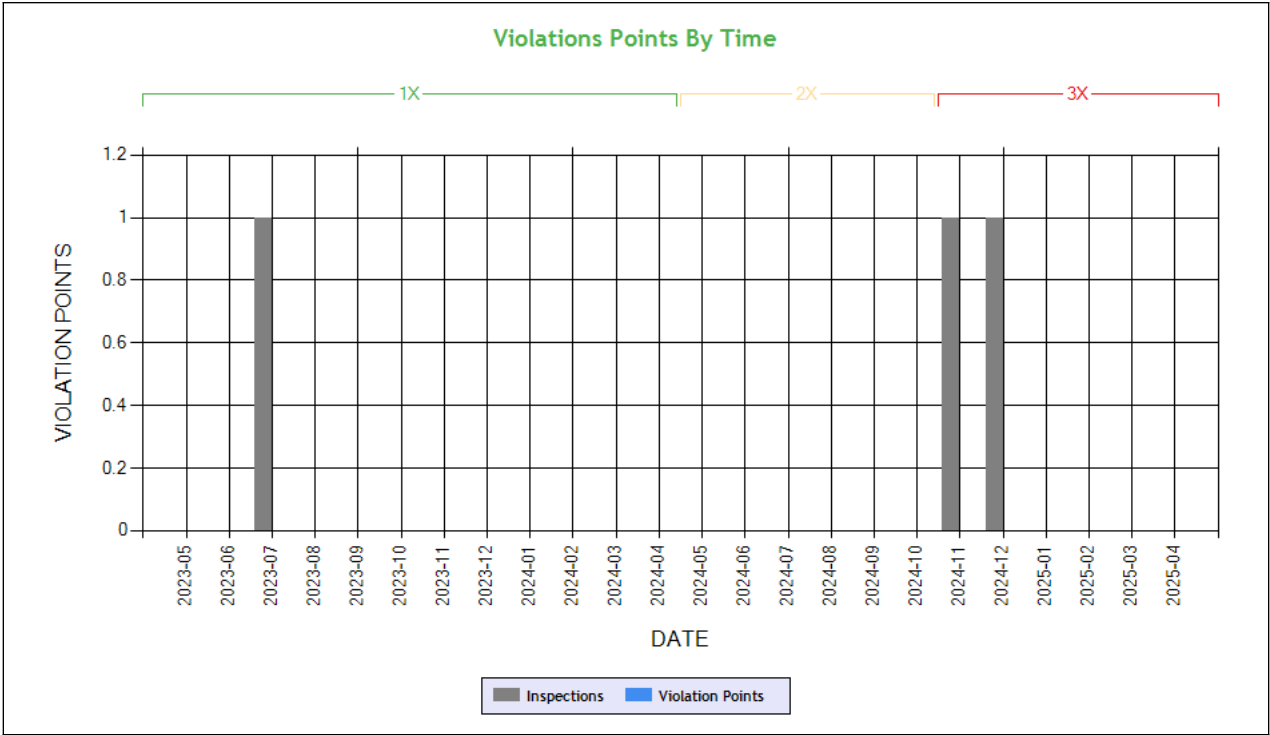
See the Excel file for the complete analysis

Violations is in (1-6/7-12/13-24mo)

Shaded = Out Of Service Violation		
Violation Group		
Violation Description	Total Time-weighted Points by VIN	% of Total Time-weighted Points by VIN
Driver Resp		
Total Time-weighted Points		
% Total Time-Wt Pts		



Driver Fitness



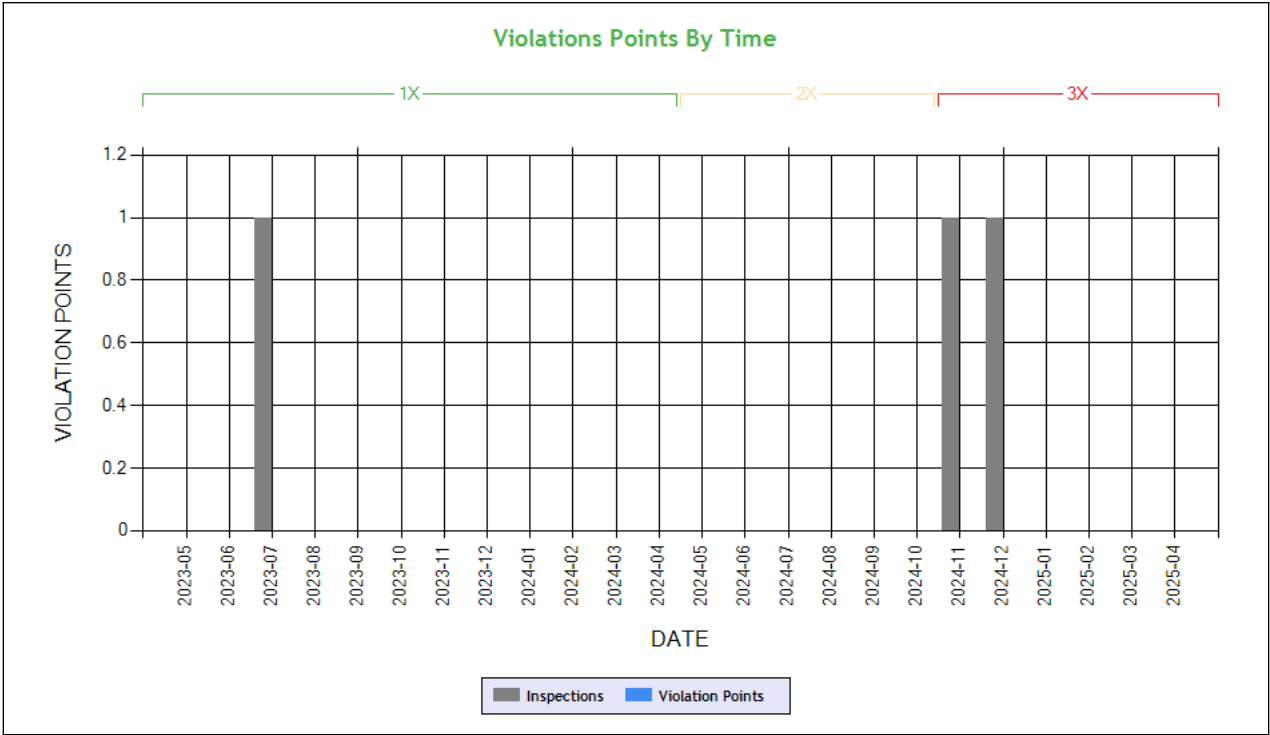
Time-Weighted Violation Points - no data available to draw a chart
Time-Weighted Severity Points by Vehicle - no data available to draw a chart

See the Excel file for the complete analysis # Violations is in (1-6/7-12/13-24mo)

Shaded = Out Of Service Violation		
Violation Group		
Violation Description	Total Time-weighted Points by VIN	% of Total Time-weighted Points by VIN
Driver Resp		
Total Time-weighted Points		
% Total Time-Wt Pts		



Vehicle Maintenance



Time-Weighted Violation Points - no data available to draw a chart
Time-Weighted Severity Points by Vehicle - no data available to draw a chart

See the Excel file for the complete analysis # Violations is in (1-6/7-12/13-24mo)

Shaded = Out Of Service Violation		
Violation Group		
Violation Description	Total Time-weighted Points by VIN	% of Total Time-weighted Points by VIN
Driver Resp		
Total Time-weighted Points		
% Total Time-Wt Pts		

COLOR CODED CRASH TABLE ToC

No crashes have been reported by the DOT on this Motor Carrier
INSPECTIONS WITH SHARED EQUIPMENT:
No Data



LEGEND
Vehicle Information
Inspection for DOT # being analyzed
Inspection for Different DOT #
Crash Information for specific VIN

INSPECTION DETAILS for ALL Inspections

PDF shows the first 100 Power Unit & Trailer VINs with most recent inspections using data from the last 4 years

POWER UNIT Inspections Section

VIN: 3AKJGLD66ESFR8343				Unit: Truck Tractor		Year: 2014	Make: FREIGHTLINER	
DOT No: 4080752		Docket No: MC1552425		Name: TDZA TRANSPORTATION LLC			Interstate: Yes	
Date	Unit License	Unit Lic State	Violation Unit	Violation Description		Severity	OOS	Citation
12/10/2024	YP88418	CA	-	-		-	-	-
07/12/2023	YP88418	CA	-	-		-	-	-
DOT No: 1887857		Docket No: MC680042		Name: GURSEWAK S KOONER			Interstate: Yes	
Date	Unit License	Unit Lic State	Violation Unit	Violation Description		Severity	OOS	Citation
02/22/2021	WP12689	CA	-	-		-	-	-
12/23/2020	WP12689	CA	-	-		-	-	-
02/21/2020	WP12689	CA	-	-		-	-	-
01/20/2020	WP12689	CA	-	-		-	-	-
01/02/2020	WP12689	CA	-	-		-	-	-
09/05/2019	WP12689	CA	-	-		-	-	-
05/01/2019	WP12689	CA	-	-		-	-	-
09/05/2018	WP12689	CA	-	-		-	-	-
07/03/2018	WP12689	CA	-	-		-	-	-
06/01/2018	WP12689	CA	-	-		-	-	-
04/11/2018	WP12689	CA	1	396.3A1 - Inspection/repair and maintenance parts and accessories		2	No	
09/16/2017	WP12689	CA	-	-		-	-	-
06/29/2015	WP12689	CA	-	-		-	-	-
02/11/2015	WP12689	CA	-	-		-	-	-
10/14/2014	WP12689	CA	-	-		-	-	-
03/31/2014	WP12689	CA	-	-		-	-	-

VIN: 1NPCLP9X4FD288368				Unit: Straight Truck		Year: 2015	Make: PETERBILT		
DOT No: 4080752		Docket No: MC1552425		Name: TDZA TRANSPORTATION LLC			Interstate: Yes		
Date	Unit License	Unit Lic State	Violation Unit	Violation Description			Severity	OOS	Citation
11/18/2024	66649Z1	CA	1	392.2SLLEQP			0	No	
DOT No: 369545		Docket No: MC288471		Name: SUN COAST RESOURCES LLC			Interstate: Yes		



Date	Unit License	Unit Lic State	Violation Unit	Violation Description	Severity	OOS	Citation
06/25/2020	K032905	TX	-	-	-	-	-
02/25/2020	K032905	TX	-	-	-	-	-
01/02/2020	K032905	TX	1	178.3456 - DOT406/407/412 supports and anchoring	8	No	
01/02/2020	K032905	TX	1	392.2W - Size And Weight (§ 392.2w*)	0	No	
01/02/2020	K032905	TX	1	393.201D - Frame accessories improperly attached	2	No	
12/21/2019	K032905	TX	1	396.5BHWSLOW - Hubs - Wheel seal leaking - outer wheel	2	No	
12/04/2019	K032905	TX	-	-	-	-	-
09/12/2019	K032905	TX	1	172.328D - Fail to mark manual remote shutoff device	5	No	
09/12/2019	K032905	TX	1	177.834J - Manholes and valves not closed or leak free	4	Yes	
09/12/2019	K032905	TX	1	393.9A - Inoperative required lamps	2	No	
09/12/2019	K032905	TX	D	177.817E - Shipping paper accessibility	3	No	
11/12/2018	K032905	TX	-	-	-	-	-
07/05/2018	K032905	TX	1	393.78 - Windshield wipers inoperative/defective	1	No	
07/30/2017	K032905	TX	1	393.78 - Windshield wipers inoperative/defective	1	No	
01/29/2016	K032905	TX	D	392.82A1 - Using a hand-held mobile telephone while operating a CMV	10	No	
10/26/2015	K032905	TX	1	178.3456 - DOT406/407/412 supports and anchoring	8	No	

TRAILER Inspections Section

VIN: 3AKJGLD66ESFR8343		Unit: Truck Tractor		Year: 2014	Make: FREIGHTLINER		
DOT No: 4080752		Docket No: MC1552425		Name: TDZA TRANSPORTATION LLC		Interstate: Yes	
Date	Unit License	Unit Lic State	Violation Unit	Violation Description	Severity	OOS	Citation
12/10/2024	YP88418	CA	-	-	-	-	-
07/12/2023	YP88418	CA	-	-	-	-	-
DOT No: 1887857		Docket No: MC680042		Name: GURSEWAK S KOONER		Interstate: Yes	
Date	Unit License	Unit Lic State	Violation Unit	Violation Description	Severity	OOS	Citation
02/22/2021	WP12689	CA	-	-	-	-	-
12/23/2020	WP12689	CA	-	-	-	-	-
02/21/2020	WP12689	CA	-	-	-	-	-
01/20/2020	WP12689	CA	-	-	-	-	-
01/02/2020	WP12689	CA	-	-	-	-	-
09/05/2019	WP12689	CA	-	-	-	-	-
05/01/2019	WP12689	CA	-	-	-	-	-
09/05/2018	WP12689	CA	-	-	-	-	-
07/03/2018	WP12689	CA	-	-	-	-	-
06/01/2018	WP12689	CA	-	-	-	-	-
04/11/2018	WP12689	CA	1	396.3A1 - Inspection/repair and maintenance parts and accessories	2	No	
09/16/2017	WP12689	CA	-	-	-	-	-
06/29/2015	WP12689	CA	-	-	-	-	-
02/11/2015	WP12689	CA	-	-	-	-	-
10/14/2014	WP12689	CA	-	-	-	-	-
03/31/2014	WP12689	CA	-	-	-	-	-

VIN: 1NPCLP9X4FD288368		Unit: Straight Truck		Year: 2015	Make: PETERBILT		
DOT No: 4080752		Docket No: MC1552425		Name: TDZA TRANSPORTATION LLC		Interstate: Yes	
Date	Unit License	Unit Lic State	Violation Unit	Violation Description	Severity	OOS	Citation
11/18/2024	66649Z1	CA	1	392.2SLLEQP	0	No	
DOT No: 369545		Docket No: MC288471		Name: SUN COAST RESOURCES LLC		Interstate: Yes	



Date	Unit License	Unit Lic State	Violation Unit	Violation Description	Severity	OOS	Citation
06/25/2020	K032905	TX	-	-	-	-	-
02/25/2020	K032905	TX	-	-	-	-	-
01/02/2020	K032905	TX	1	178.3456 - DOT406/407/412 supports and anchoring	8	No	
01/02/2020	K032905	TX	1	392.2W - Size And Weight (§ 392.2w*)	0	No	
01/02/2020	K032905	TX	1	393.201D - Frame accessories improperly attached	2	No	
12/21/2019	K032905	TX	1	396.5BHWSLOW - Hubs - Wheel seal leaking - outer wheel	2	No	
12/04/2019	K032905	TX	-	-	-	-	-
09/12/2019	K032905	TX	1	172.328D - Fail to mark manual remote shutoff device	5	No	
09/12/2019	K032905	TX	1	177.834J - Manholes and valves not closed or leak free	4	Yes	
09/12/2019	K032905	TX	1	393.9A - Inoperative required lamps	2	No	
09/12/2019	K032905	TX	D	177.817E - Shipping paper accessibility	3	No	
11/12/2018	K032905	TX	-	-	-	-	-
07/05/2018	K032905	TX	1	393.78 - Windshield wipers inoperative/defective	1	No	
07/30/2017	K032905	TX	1	393.78 - Windshield wipers inoperative/defective	1	No	
01/29/2016	K032905	TX	D	392.82A1 - Using a hand-held mobile telephone while operating a CMV	10	No	
10/26/2015	K032905	TX	1	178.3456 - DOT406/407/412 supports and anchoring	8	No	

Inspection Summary By Month (based on inspections from the last 4 years) [ToC](#)

Year-Month	Number of Inspections	Number of Power Units	Total Violations	Total OOS Inspections	Total Severity Points	Number of Crashes
2024-12	1	1	0	0	0	0
2024-11	1	1	1	0	0	0
2023-07	1	1	0	0	0	0

Note: The most recent month's counts may not include all the inspections for that month.

VIN Inspection Violation Details [ToC](#)

of VINs: 1 # of Insp: 1 Severity Weight: 0 Avg. Weight/VIN: 0.0 (based on inspections in the last 4 years, showing top 50 VINs inspected most recently)

VIN 1NPCLP9X4FD288368		# of Inspections: 1		Total Severity: 0		Percentage of Total: 0		Avg. Weight Per Inspection: 0.0	
Inspection Date	Inspection ID	Inspection State	Location Description	Total Severity	# of Violations	Shipper Name	Inspection Level	Post Accident	Out of Service
11/18/2024	83196446	CA	COOL	0	1		2	No	No
BASIC		Unit Type		Severity		Description		Out of Service	
		Straight Truck		0		392.2SLLEQP		No	

Inspection History [ToC](#)

Inspection Date	Report Number	Report State	Plate Number	Plate State	Type	Severity Weight	Time Weight
12/10/2024	0570000521	MO	YP88418	CA	Truck Tractor		3
11/18/2024	UDLF003734	CA	66649Z1	CA	Straight Truck		3
1NPCLP9X4FD288368 - Power Unit - State/Local Laws Violation: 392.2SLLEQP						0	
07/12/2023	HP03100420	KS	YP88418	CA	Truck Tractor		1

Only the first 20 inspections are shown. See the live report for more data.

Crash Hot Spots [ToC](#)

State	Level 1 (lowest crash frequency)	Level 2	Level 3	Level 4	Level 5 (highest crash frequency)
California	1	0	0	0	0
Kansas	0	0	0	0	1
Missouri	0	0	0	1	0
Total	1	0	0	1	1

Company Level: 3



Equipment and Driver Details ToC

MCS-150 Date	Equipment (Owned/Leased/Trip)			Driver Details		
	Tractors	Straight Trucks	Trailers	CDL's	Interstate	Intrastate
02/07/2025	1/0/0	0/0/0	1/0/0	2	2	0
02/26/2024	1/0/0	0/0/0	1/0/0	1	1	0
05/23/2023	1/0/0	0/0/0	1/0/0	1	1	0

Chameleon Type 1 - Chameleon issues highlighted in RED ToC

DOT	Legal Name	MCS-150 Date	Physical Address	Mailing Address	Company Rep 1	Company Rep 2	Phone	Fax	Cell Phone	Email
2734547	LG TRANS GROUP INC	04/03/2025	2069 MASTERPIECE CT, MANTECA, CA, 95336	2069 MASTERPIECE CT, MANTECA, CA, 95336	RAVINDER SINGH GILL		(510)-909-4495		(510)-909-4495	laliegill@gmail.com
744377	DARVONDA NURSERIES LTD	02/17/2025	6690 216 ST, LANGLEY, BC, V2Y 2N9	6690 216 ST, LANGLEY, BC, V2Y 2N9	RAVINDER SINGH GILL		(604)-530-6889	(604)-530-6884	(604)-300-0263	INDER@DARVONDA.COM
3248555	GILL BUSINESS INVESTMENTS LLC	04/19/2023	2479 STARLING LN, W SACRAMENTO, CA, 95691	2479 STARLING LN, W SACRAMENTO, CA, 95691	RAVINDER SINGH GILL		(916)-600-2794			GILLKHALSA@SBCGLOBEL.NET
2157330	GILL ROADWAY INC	06/22/2015	8992 NEPONSET DRIVE, ELK GROVE, CA, 95624	8992 NEPONSET DRIVE, ELK GROVE, CA, 95624	RAVINDER SINGH GILL		(916)-479-8909		(916)-479-5590	RGILL@GILLROADWAY.COM
1937596	RAVINDER SINGH GILL	06/10/2014	2069 MASTERPIECE CT, MANTECA, CA, 95336	2069 MASTERPIECE CT, MANTECA, CA, 95336	RAVINDER SINGH GILL		(510)-909-4495		(209)-535-4843	
989658	CANADIAN PRIDE FREIGHT INC	09/12/2023	7583 VANTAGE PLACE, DELTA, BC, V4G 1A5	7583 VANTAGE PLACE, DELTA, BC, V4G 1A5	JAGIEET SIDHU	RAVINDER SINGH GILL	(604)-952-0160	(604)-952-0162	(604)-377-6720	SAFETY@RSGILLEXPRESS.COM
1549401	LALLY TRANSPORT INC	08/31/2006	1836 FORTRIGHT CT, STOCKTON, CA, 95330	13465 BASALT CT, LATHROP, CA, 95330	NIRMAL S GILL	RAVINDER SINGH GILL	(209)-234-7194	(209)-234-7194	(650)-438-5669	

Chameleon Type 2 ToC

VIN	Unit Type	Inspection Date	DOT No	Company Name	City	State
-----	-----------	-----------------	--------	--------------	------	-------