



## Table of Contents

1. Overview	2. BASIC Scores History
3. BASIC Measures	4. KPI: BASIC Measures by Cargo Group
5. Estimated ISS Score	6. Investigation Results
7. Penalties History	8. Acute Critical Violations
9. Red Flag Violation Details	10. DOT Registration Information
11. DOT MCS-150 History	12. Crash Summary
13. Inspection Summary	14. KPI: Inspection Viol OOS Rates by Cargo Group
15. FHWA Registration Information	16. FHWA Insurance Information
17. FHWA Authorities	18. Severe Violations
19. Violation Report	20. Violation Summary
21. Violation Enforcement Chronology	22. Inspection Violations & OOS Counts
23. Radius Of Operation	24. Inspection & Crash Locations
25. Cargo Hot Spots	26. Inspection Violations & OOS Chronology
27. Percent of Insp & Crash by State	28. VIN Insp Summary by State
29. Violations By Unit Type	30. Equipment Ownership
31. Equipment Details	32. Vehicle Age
33. States of Power Unit Registrations	34. Equipment Acquisitions
35. Driver Details	36. Shared VIN Summary
37. Shipper Table	38. Safety Summary
39. Safety Details	40. Crash Detail Color Coded
41. Inspections with Shared Equipment	42. Inspection Tabular Details
43. Inspection Summary By Month	44. VIN Inspection Violation Details
45. Inspection History	46. Crash Hot Spots
47. DOT MCS-150 History Equipment and Driver Details	48. Chameleon



**Business Address**

1780 DONCASTER DRIVE  
AVON, IN  
46123

**Contact Info**

(317)-551-0084  
  
KHARAGROUPINC@GMAIL.COM

**FHWA Address**

1780 DONCASTER DRIVE  
AVON, IN, 46123  
  
Phone: (317)-551-0084

**Mailing Address**

1780 DONCASTER DRIVE  
AVON, IN  
46123

**Overview ToC**

**Operating Status:** AUTHORIZED FOR Property  
2 other companies viewed this DOT in the past two months  
**Crash/PU ratio:** 0.0%  
**Clean Inspection ratio:** 25.0%

**Estimated BASIC Scores (as of 4/25/2025)**

	Unsafe Driving	Hours of Service	Driver Fitness	Controlled Sub. and Alcohol	Vehicle Maintenance	HM Compliance	Crash
<b>Relative Scores</b>	94%	0%	0%	0%	0%	0%	0%
<b>Alert Status</b>	<b>ALERT (3)</b>	No	No	No	No	No	No



**Estimated Inspection Selection System (ISS) Score: 57**  
**Category: Optional Inspect**


**BASIC Scores History - Unsafe Driving ToC**

**Alert - Above Threshold**

**Alert - Compliance Review Viol. in Past 12 Mo.**

**Within 10 pts of Threshold**

**Below Threshold**





<b>BASIC Scores History - Hours of Service    <a href="#">ToC</a></b>
---

There are no Scores for this BASIC
------------------------------------

<b>BASIC Scores History - Driver Fitness    <a href="#">ToC</a></b>
---

There are no Scores for this BASIC
------------------------------------

<b>BASIC Scores History - Controlled Substance    <a href="#">ToC</a></b>
---

There are no Scores for this BASIC
------------------------------------

<b>BASIC Scores History - Vehicle Maintenance    <a href="#">ToC</a></b>
--

There are no Scores for this BASIC
------------------------------------

<b>BASIC Scores History - Crash    <a href="#">ToC</a></b>
--

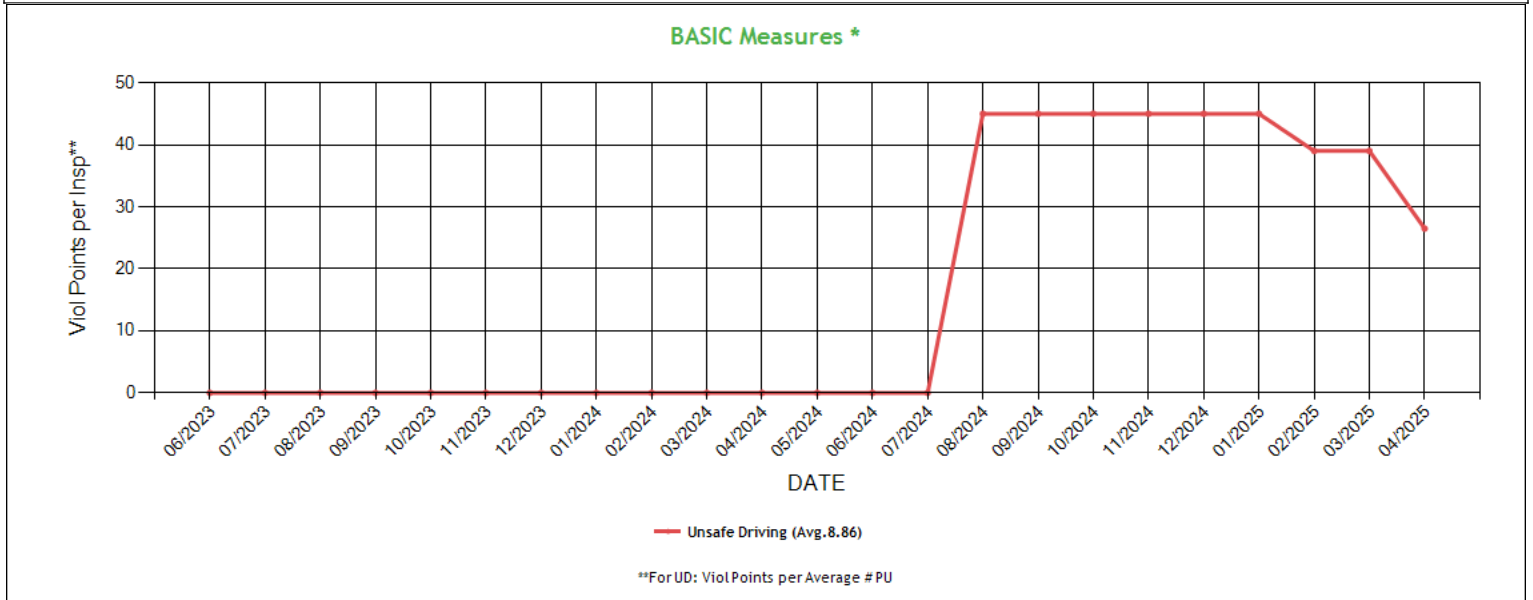
There are no Scores for this BASIC
------------------------------------

<b>BASIC Scores History - Hazmat    <a href="#">ToC</a></b>
---

There are no Scores for this BASIC
------------------------------------



## BASIC Measures: Violation Points per Inspection Trends ToC



\* BASIC Measures are the absolute SMS scores that are compared within each Safety Event Group to determine the BASIC Score percentiles. Averages based on fleets with 1-5 power units.

## BASIC Measures \* - Table ToC

UD-Unsafe Driving, HOS-Hours of Service, DF-Driver Fitness, CS-Controlled Substances, VM-Vehicle Maintenance															
Date	UD Measure	UD AC	UD with Viol	HOS Measure	HOS AC	HOS with Viol	DF Measure	DF AC	DF with Viol	CS Measure	CS AC	CS with Viol	VM Measure	VM AC	VM with Viol
04/2025	26.49	N	3	0.00	N	0	0.00	N	0	0.00	N	0	0.00	N	0
03/2025	39.00	N	3	0.00	N	0	0.00	N	0	0.00	N	0	0.00	N	0
02/2025	39.00	N	3	0.00	N	0	0.00	N	0	0.00	N	0	0.00	N	0
01/2025	45.00	N	2	0.00	N	0	0.00	N	0	0.00	N	0	0.00	N	0
12/2024	45.00	N	2	0.00	N	0	0.00	N	0	0.00	N	0	0.00	N	0
11/2024	45.00	N	2	0.00	N	0	0.00	N	0	0.00	N	0	0.00	N	0
10/2024	45.00	N	2	0.00	N	0	0.00	N	0	0.00	N	0	0.00	N	0
09/2024	45.00	N	2	0.00	N	0	0.00	N	0	0.00	N	0	0.00	N	0
08/2024	45.00	N	2	0.00	N	0	0.00	N	0	0.00	N	0	0.00	N	0
07/2024	0.00	N	0	0.00	N	0	0.00	N	0	0.00	N	0	0.00	N	0
06/2024	0.00	N	0	0.00	N	0	0.00	N	0	0.00	N	0	0.00	N	0
05/2024	0.00	N	0	0.00	N	0	0.00	N	0	0.00	N	0	0.00	N	0
04/2024	0.00	N	0	0.00	N	0	0.00	N	0	0.00	N	0	0.00	N	0
03/2024	0.00	N	0	0.00	N	0	0.00	N	0	0.00	N	0	0.00	N	0
02/2024	0.00	N	0	0.00	N	0	0.00	N	0	0.00	N	0	0.00	N	0
01/2024	0.00	N	0	0.00	N	0	0.00	N	0	0.00	N	0	0.00	N	0
12/2023	0.00	N	0	0.00	N	0	0.00	N	0	0.00	N	0	0.00	N	0
11/2023	0.00	N	0	0.00	N	0	0.00	N	0	0.00	N	0	0.00	N	0
10/2023	0.00	N	0	0.00	N	0	0.00	N	0	0.00	N	0	0.00	N	0
09/2023	0.00	N	0	0.00	N	0	0.00	N	0	0.00	N	0	0.00	N	0
08/2023	0.00	N	0	0.00	N	0	0.00	N	0	0.00	N	0	0.00	N	0
07/2023	0.00	N	0	0.00	N	0	0.00	N	0	0.00	N	0	0.00	N	0
06/2023	0.00	N	0	0.00	N	0	0.00	N	0	0.00	N	0	0.00	N	0

\* BASIC Measures are the absolute SMS scores that are compared within each Safety Event Group to determine the BASIC Score percentiles.



**KPI: BASIC Measures by Fleet Size and Cargo Group ToC**

**Fleet Size: 1-5 PUs**

	Unsafe Driving		Hours of Service		Driver Fitness		Controlled Substance		Vehicle Maintenance		HM Compliance		Crash	
Cargo Group (Companies)	Avg.	Comp. to Avg.	Avg.	Comp. to Avg.	Avg.	Comp. to Avg.	Avg.	Comp. to Avg.	Avg.	Comp. to Avg.	Avg.	Comp. to Avg.	Avg.	Comp. to Avg.
General Freight (485750)	0.78	Worse	0.22	Better	0.20	Better	0.02	Better	1.88	Better	0.01	Better	0.06	Better
KHARA GROUP INC	26.49		0.00		0.00		0.00		0.00		0.00		0.00	

**Estimated ISS Score: 57 Optional Inspect ToC About the Inspection Selection System**

**Estimated ISS Score History - Table ToC**

Date	Estimated ISS Score	Recommendation	Algorithm
04/25/2025	57	Optional Inspect	Safety Algorithm
03/28/2025	57	Optional Inspect	Safety Algorithm
02/28/2025	57	Optional Inspect	Safety Algorithm
01/31/2025	1	Pass	Safety Algorithm
12/27/2024	1	Pass	Safety Algorithm
11/29/2024	1	Pass	Safety Algorithm
10/25/2024	1	Pass	Safety Algorithm
09/27/2024	1	Pass	Safety Algorithm
08/30/2024	74	Optional Inspect	Insufficient Data Algorithm
07/26/2024	63	Optional Inspect	Insufficient Data Algorithm
06/28/2024	63	Optional Inspect	Insufficient Data Algorithm
05/31/2024	63	Optional Inspect	Insufficient Data Algorithm
04/26/2024	63	Optional Inspect	Insufficient Data Algorithm
03/29/2024	63	Optional Inspect	Insufficient Data Algorithm
02/23/2024	63	Optional Inspect	Insufficient Data Algorithm
01/26/2024	63	Optional Inspect	Insufficient Data Algorithm
12/29/2023	63	Optional Inspect	Insufficient Data Algorithm
11/24/2023	63	Optional Inspect	Insufficient Data Algorithm
10/27/2023	63	Optional Inspect	Insufficient Data Algorithm
09/29/2023	63	Optional Inspect	Insufficient Data Algorithm
08/25/2023	63	Optional Inspect	Insufficient Data Algorithm
07/28/2023	63	Optional Inspect	Insufficient Data Algorithm
06/30/2023	63	Optional Inspect	Insufficient Data Algorithm

**Investigation Results ToC**

**No Investigations reported on FMCSA website**

**Penalties History ToC**

**There is a problem with the Penalties data on FMCSA website.**

**Acute Critical Violations (Based on Investigations as per CSA Methodology Appendix A) ToC**

**No Data**

**No red flag violations in the last 24 months**



DOT Registration Information: The following information on this specific DOT # is from the Federal DOT (as of Operating Authority)					
DOT Registration: 06/15/2023		Total Power Units: 1	Total Trucks: 1	Total Trailers: 1	Total Passenger Vehicles: 0
Status	Entity Type	Organization Type	Nation	Total Cars	Drivers / CDL Drivers
A	C	-	US	0	1 / 1
MCS-150 Date	Op Codes	Shipper Op Codes	Shipper HazMat Op Codes	Latest Review Type	Latest Review Document Number(Date)
03/29/2025	A				()
MCS-150 Mileage (Year)	Record Update Date	Transports Hazmats	DOT Census Date	Recordable Accident Rate	Preventable Accident Rate
142,915 (2024)	03/29/2025	N	06/15/2023	0%	0%
MCS-151 Mileage	Safety Rating (Date)	SEA Accident	SEA Driver	SEA Vehicle	SEA Management
0	None (None)	0%	0%	0%	0%
Classification Codes		Cargo Carried (per MCS-150)			
Authorized-For-Hire		General Freight			

DOT MCS-150 History ToC			(as of 04/03/2025 DOT census)						
Census Date	MCS-150 Date	MCS-150 Mileage	VMT Year	Power Units	Drivers	Trailers	Company Rep1	Company Rep2	Email
4/3/2025	3/29/2025	142915	2024	1	1	-	SARABJEET SINGH		KHARAGROUPINC@GMAIL.COM
7/9/2023	6/15/2023	0		1	1	1	SARABJEET SINGH		KHARAGROUPINC@GMAIL.COM

Crash Summary Chart ToC	Crashes Summary - Chart (based on all available crash data)
No Data	

Crashes Summary - Table (based on all available crash data) ToC											
	TOTAL	Last 6 months	7-12 months	13-18 months	19-24 months	25-30 months	30-36 months	37-41 months	42-48 months	Over 49 months	
Total Reportable	0	0	0	0	0	0	0	0	0	0	
Fatalities	0	0	0	0	0	0	0	0	0	0	
Injuries	0	0	0	0	0	0	0	0	0	0	
Tow Away	0	0	0	0	0	0	0	0	0	0	
With Citations	0	0	0	0	0	0	0	0	0	0	
Federal Recordable	0	0	0	0	0	0	0	0	0	0	
Preventable	0	0	0	0	0	0	0	0	0	0	
Crash per Pwr Unit	-	0.0%	0.0%	0.0%	0.0%	0.0%	0.0%	0.0%	0.0%	0.0%	-

Inspection Summary ToC			
The following inspection information is based on results for 24 months prior to: 06/03/2025. Please note that the total inspections number is not necessarily the total of the vehicle, driver and hazmat inspections, as one inspection may have included any combination of the below inspections.			
Overall	Vehicle	Driver	Hazmat
(Please note that the total inspections number is not necessarily the total of the vehicle, driver and hazmat inspections, as one inspection may have included any combination of the below inspections)  Total Inspections: 5 Total Out of Service: 0  Out of Service: 0% National Average: 20.97% Difference: -20.97%	Total Inspections: 0 Total Out of Service: 0  Out of Service: 0.00% National Average: 25.17% Difference: -25.17%	Total Inspections: 5 Total Out of Service: 0  Out of Service: 0.00% National Average: 6.59% Difference: -6.59%	Total Inspections: 0 Total Out of Service: 0  Out of Service: 0.00% National Average: 2.92% Difference: -2.92%



**KPI: Inspection Viol OOS Rates by Cargo Group ToC**

Cargo Group	OVERALL		VEHICLE		DRIVER		HAZMAT	
	Average	Compared to Average	Average	Compared to Average	Average	Compared to Average	Average	Compared to Average
General Freight	28.67%	Better	25.12%	Better	12.48%	Better	0.19%	Better
KHARA GROUP INC	0%		0%		0%		0%	

**FHWA Registration Information: The following data on this Motor Carrier is from the Federal Hwy Administration (as of 8/1/2023)**

Docket Number	DOT Number	Company Name	DBA Name	Address	City	State	Country	ZIP Code
MC1558356	4090833	KHARA GROUP INC		1780 DONCASTER DRIVE	AVON	IN	US	46123
Phone Number	Fax Number	Mail Address	Mail City	Mail State	Mail Contry	Mail ZIP Code	Mail Phone Number	Mail Fax Number
(317)-551-0084								
Date of Last Change	Freight	Passenger	Household Goods	Active Authority	Pending Authority	Revocation Pending Authority		
8/1/2023	Y	N	N	/ Common /	/	/		

**Insurance Required (as of 04/30/2024) ToC**

Docket Number	Insurance Type	Insurance Required	Insurance on File
MC1558356	BIPD	\$750k	\$1000k
MC1558356	Cargo	No	No
MC1558356	Bond	No	No

**Active / Pending Insurance (as of 04/30/2024)**

Docket Number	Form	Type	Insurance Carrier	Policy/Surety	Coverage From	Coverage To	Required	On File	Effective Date	Cancel Date
MC1558356	91X	BIPD/Primary	GREAT WEST CASUALTY CO.	GRT04595A	\$0k	\$1000k	\$750k	\$1000k	07/10/2023	-

**Insurance History (as of 04/30/2024)**

No Data for Insurance History (as of 04/30/2024)

**FHWA Authorities (as of 04/30/2024) ToC**

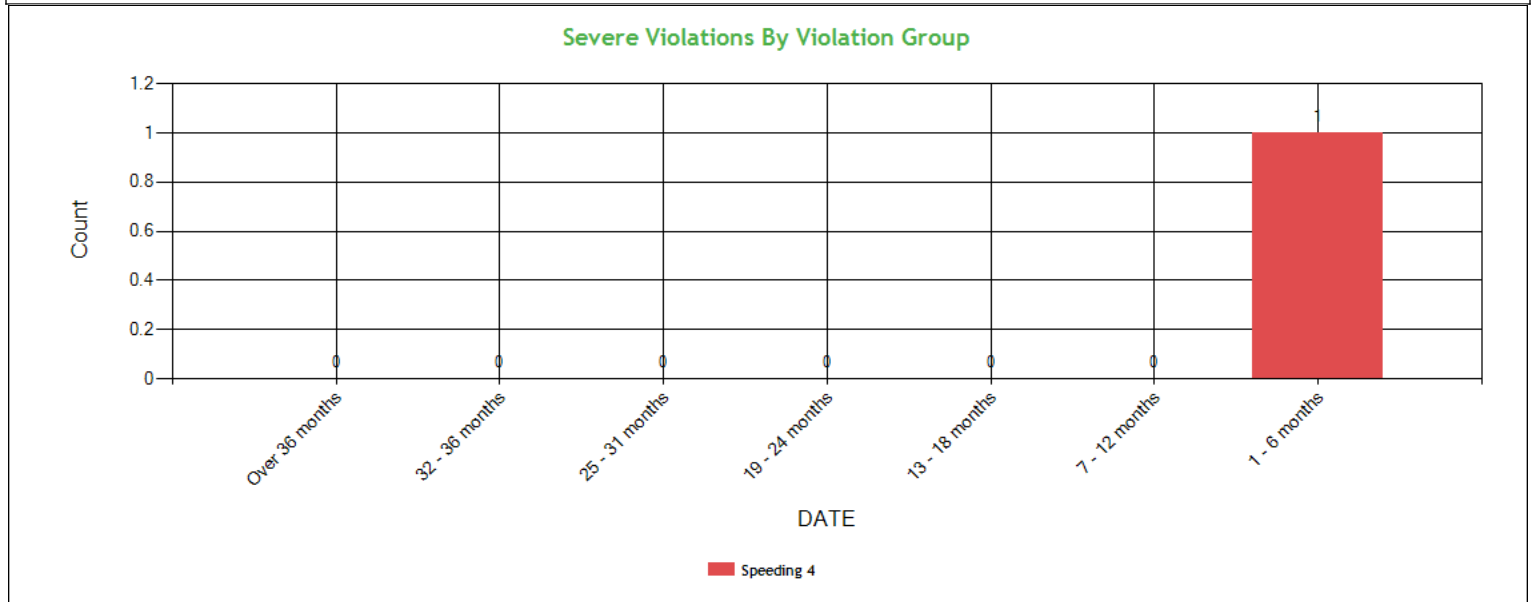
Docket#	L&I Name	Active Authority	Inactive Authority	Pending Authority	Revocation Pending Authority	Freight	Passenger	Household Goods
MC1558356	KHARA GROUP INC	Common /				Yes	No	No



**Authority History (as of 04/30/2024)**

Docket Number	Sub	Auth Type	Original Action	Disposition
MC1558356		COMMON	GRANTED 7/13/2023 12:00:00 AM	

**Severe Violations (i.e. those with >= 8 points) - Chart : 1 Violations 1 occurrences ToC**



**Severe Violations (i.e. those with >= 8 points) - Table : 1 Violations 1 occurrences ToC**

Code	Description	Category	BASIC Weight	Total count	Last 6 month s	7-12 month s	13-18 month s	19-24 month s	25-31 month s	32-36 month s	Over 36 month s
392.2SLLSWZ	State/Local Laws - Speeding work/construction zone	Speeding 4	10	1	1	0	0	0	0	0	0

**Violation Report ToC**

Inspection Date	Inspection State	BASIC	Violation Description	OOS	VIN	Severity Points
05/20/2025	IN	Unsafe Driving	392.2SLLSWZ - State/Local Laws - Speeding work/construction zone	No	4V4NC9EJ6JN893884	10
05/20/2025	IN	Hours-Of-Service	395.24 - HOS (ELD) - ELD FORM AND MANNER	No	4V4NC9EJ6JN893884	1
02/12/2025	GA	Unsafe Driving	392.2SLLLR - STATE/LOCAL LAWS - LANE RESTRICTION VIOLATION.	No	4V4NC9EJ6JN893884	3
09/20/2024	SC	Unsafe Driving	392.2 - Operating a commercial motor vehicle not in accordance with the laws, ordinances, and regulations of the jurisdiction in which it is being operated - Unsafe Driving	No	4V4NC9EJ6JN893884	0
08/09/2024	GA	Unsafe Driving	392.2 - Operating a commercial motor vehicle not in accordance with the laws, ordinances, and regulations of the jurisdiction in which it is being operated - Unsafe Driving	No	3ALACWFC7SDVM4235	0

No filters were applied when generating this report, see the live report for more options.



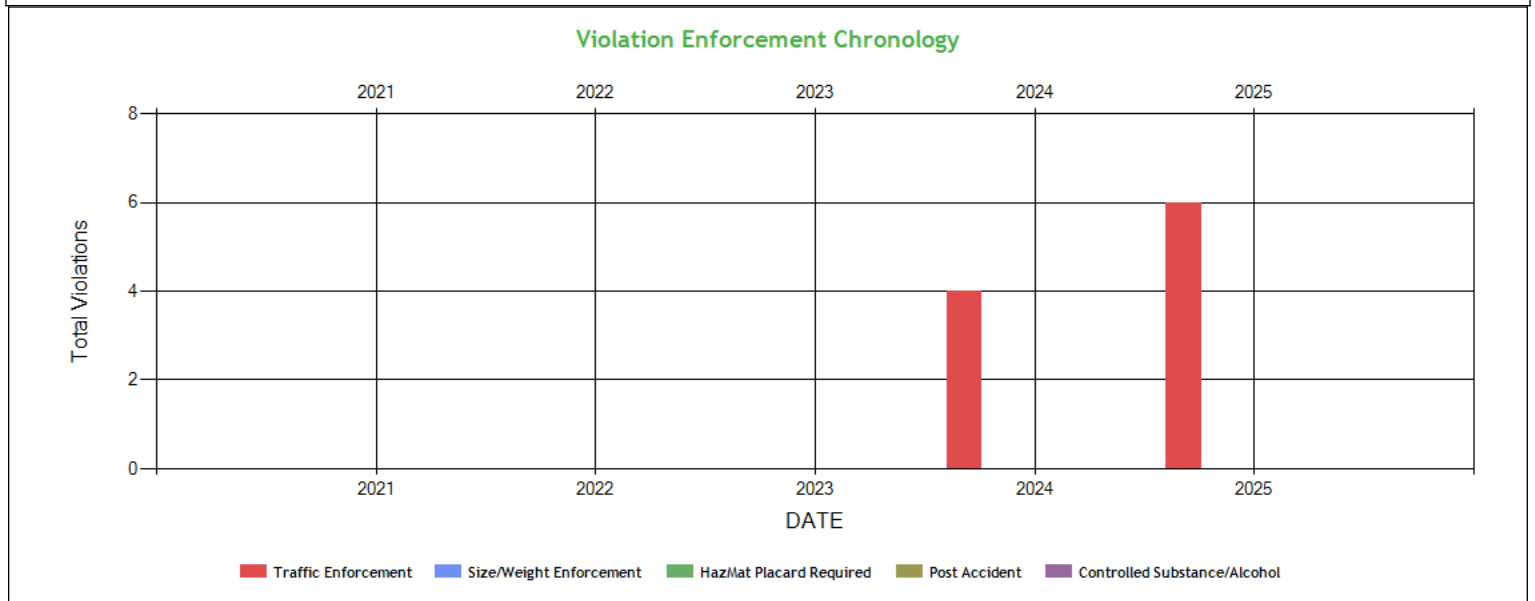


## Violation Summary [ToC](#)

BASIC	Violation Group	Code	Description	# of Violations	# of OOS Violations	Severity Points
Unsafe Driving	Speeding 4	392.2SLLSWZ	State/Local Laws - Speeding work/construction zone	1	0	10
Unsafe Driving	Misc Violations	392.2SLLLR	STATE/LOCAL LAWS - LANE RESTRICTION VIOLATION.	1	0	3
Hours-Of-Service (HOS) Compliance	Other Log/Form & Manner	395.24	HOS (ELD) - ELD FORM AND MANNER	1	0	1
Unsafe Driving	Not used in SMS Calculation	392.2	Operating a commercial motor vehicle not in accordance with the laws, ordinances, and regulations of the jurisdiction in which it is being operated - Unsafe Driving	2	0	0

No filters were applied when generating this report, see the live report for more options.

## Violation Enforcement Chronology - Chart [ToC](#)




## Violation Enforcement Chronology - Table [ToC](#)

	2021	2022	2023	2024	2025
Traffic Enforcement	0	0	0	4	6
Size/Weight Enforcement	0	0	0	0	0
HazMat Placard Required	0	0	0	0	0
Post Accident	0	0	0	0	0
Controlled Substance/Alcohol	0	0	0	0	0



**Inspection Violations & OOS Counts - Chart** [ToC](#)



**Inspection Violations & OOS Counts - Table** [ToC](#)

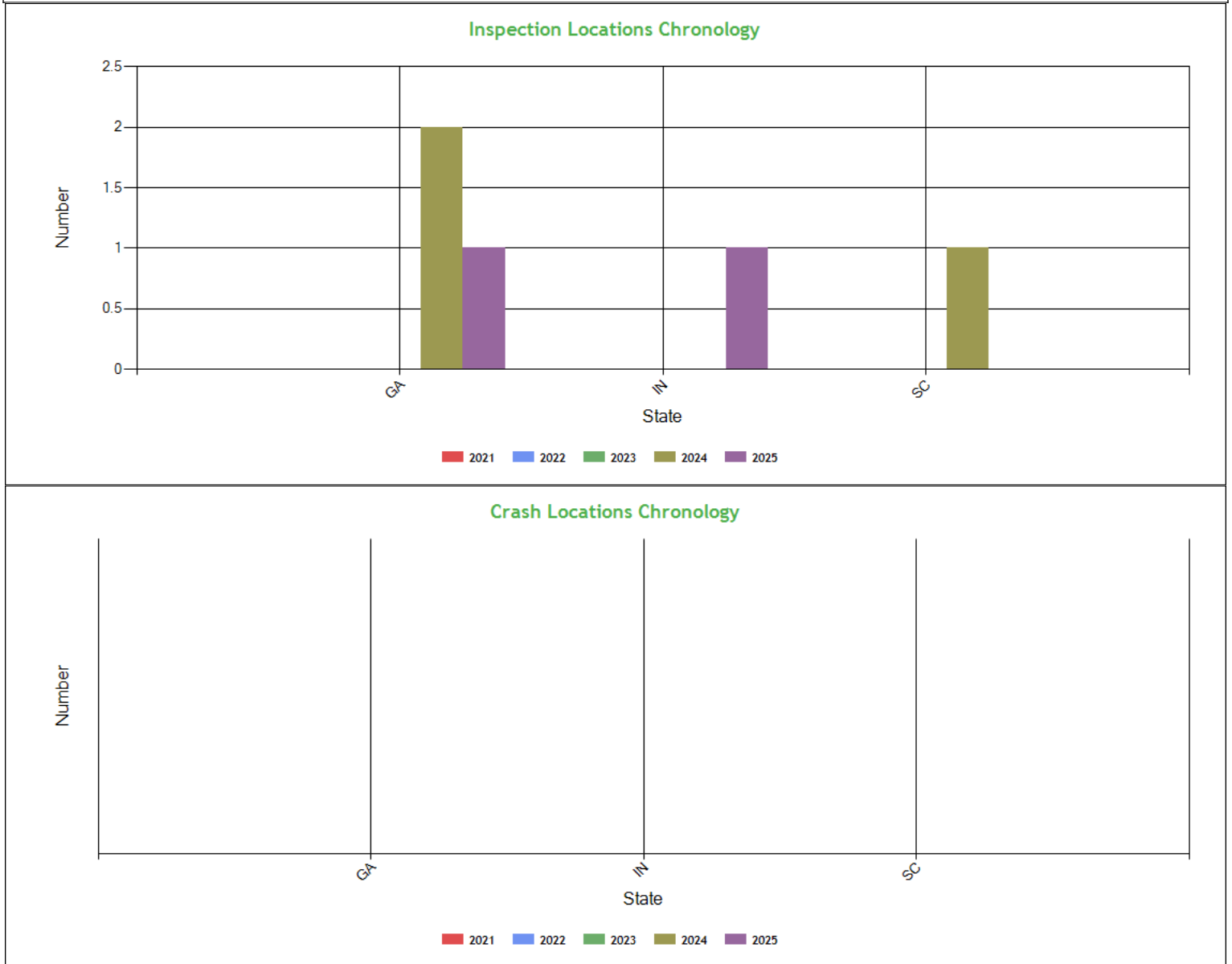
Date Range	Inspections	Violations	Out-of-Services	Crashes
TOTAL	5	5	0	0
1 - 6 months	1	1	0	0
7 - 12 months	3	2	0	0
13 - 18 months	0	0	0	0
19 - 24 months	0	0	0	0
25 - 30 months	0	0	0	0
31 - 36 months	0	0	0	0
37 - 42 months	0	0	0	0
43 - 48 months	0	0	0	0

**Radius of Operation (based on Inspections and Crashes during the past 3 years)** [ToC](#)

	Total	Drive between 0 and 50 miles radius	Drive between 51 and 200 miles radius	Drive between 201 and 300 miles radius	Drive between 301 and 400 miles radius	Drive between 401 and 500 miles radius	Drive between 501 and 600 miles radius	Drive beyond 600 miles radius
Power Units (i.e. unique VINs)	2	0	0	0	0	0	1	1
Percent	100%	0%	0%	0%	0%	0%	50%	50%



**Inspection & Crash Locations - Chart ToC**



**Inspection & Crash Locations - Table ToC**

State	Inspections					Violations					Out-of-Services					Crashes				
	2021	2022	2023	2024	2025	2021	2022	2023	2024	2025	2021	2022	2023	2024	2025	2021	2022	2023	2024	2025
TOTAL	0	0	0	3	2	0	0	0	3	3	0	0	0	0	0	0	0	0	0	0
GA	0	0	0	2	1	0	0	0	2	1	0	0	0	0	0	0	0	0	0	0
IN	0	0	0	0	1	0	0	0	0	2	0	0	0	0	0	0	0	0	0	0
SC	0	0	0	1	0	0	0	0	1	0	0	0	0	0	0	0	0	0	0	0

**Hot Spot Summary ToC**

Year	Month	Level 5	Level 5 %	Level 4	Level 4 %	Level 3	Level 3 %	Level 2	Level 2 %	Level 1	Level 1 %	Level 0	Level 0 %	Levels 1 - 5	Levels 1 - 5 %
2025	May (Partial)	0	0.00%	1	20.00%	0	0.00%	0	0.00%	0	0.00%	0	0.00%	1	20.00%



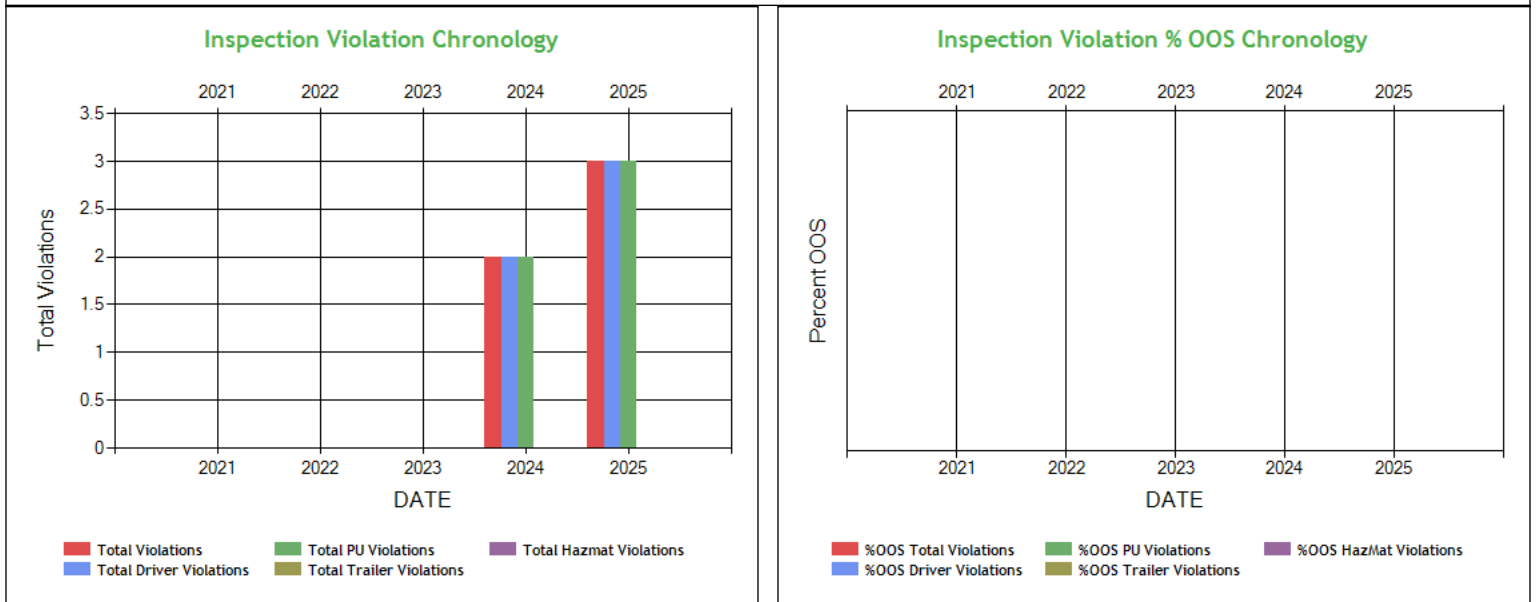
2025	February	0	0.00%	1	20.00%	0	0.00%	0	0.00%	0	0.00%	0	0.00%	1	20.00%
2024	September	0	0.00%	0	0.00%	0	0.00%	1	20.00%	0	0.00%	0	0.00%	1	20.00%
2024	August	0	0.00%	2	40.00%	0	0.00%	0	0.00%	0	0.00%	0	0.00%	2	40.00%
Totals		0	0.00%	4	80.00%	0	0.00%	1	20.00%	0	0.00%	0	0.00%	5	100.00%

### Hot Spot Analysis

State	County	Level	Count	Percentage
GA	Bartow	4	1	20.00%
GA	Houston	4	1	20.00%
GA	Schley	4	1	20.00%
IN	Wayne	4	1	20.00%
SC	Dorchester	2	1	20.00%

Report generated using the last 12 full months of inspection data

### Inspection Violation % OOS Chronology - Chart ToC

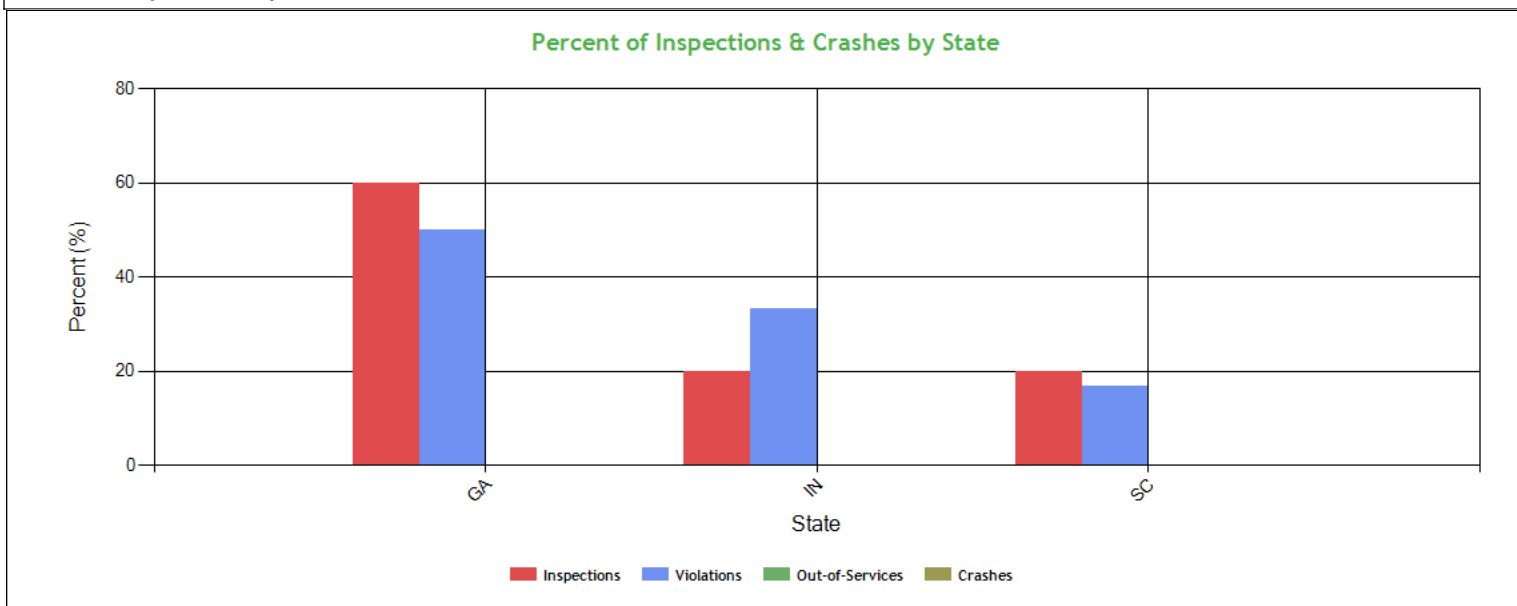


### Inspection Violation % OOS Chronology - Table ToC

	2021	2022	2023	2024	2025
Total Violations	0	0	0	2	3
Total Out Of Services	0	0	0	0	0
%OOS Total Violations	0	0	0	0	0
Total Driver Violations	0	0	0	2	3
Total Driver Out Of Services	0	0	0	0	0
%OOS Driver Violations	0	0	0	0	0
Total PU Violations	0	0	0	2	3
Total PU Out Of Services	0	0	0	0	0
%OOS PU Violations	0	0	0	0	0
Total Trailer Violations	0	0	0	0	0
Total Trailer Out Of Services	0	0	0	0	0
%OOS Trailer Violations	0	0	0	0	0
Total Hazmat Violations	0	0	0	0	0
Total Hazmat Out Of Services	0	0	0	0	0
%OOS HazMat Violations	0	0	0	0	0



**Percent of Insp & Crash by State - Chart ToC**



**Percent of Insp & Crash by State - Table (based on Inspection data from the last 4 years) ToC**

State	Inspections		Violations		Out-of-Services		Crashes	
	Total	Percent	Total	Percent	Total	Percent	Total	Percent
	5	100	6	100	0	100	0	100
GA	3	60	3	50	0	0	0	0
IN	1	20	2	33.3	0	0	0	0
SC	1	20	1	16.7	0	0	0	0

**VIN Insp Summary by State (based on inspection from the last 2 years) ToC**

VIN	Insp	Viol Pts	Counts in each State					
			GA		IN		SC	
			Insp	Viol Pts	Insp	Viol Pts	Insp	Viol Pts
<b>TOTALS</b>	<b>8/28*</b>	<b>5/14**</b>	<b>3</b>	<b>3</b>	<b>1</b>	<b>11</b>	<b>1</b>	<b>0</b>
4V4NC9EJ6JN893884	4	14	2	3	1	11	1	0
3ALACWFC7SDVM4235	1	0	1	0	0	0	0	0

\*<Total number of inspections for these 2 VIN(s)>/n<Total number of inspections for these 3 state(s)>

\*\*<Total severity sum for these 2 VIN(s)>/n<Total severity sum for these 3 state(s)>

**Violations By Unit Type ToC**

**# of Violations: 5 Total Severity: 14 based on inspections in the last 2 years**

Violation Unit: Driver	# of Violations: 5	Total Severity: 14	% of Total: 100%
Viol. Group: Speeding 4	# of Violations: 1	Total Severity: 10	% of Total: 71.43%
Violation	Number of Occurrences	Viol. Severity	Total Severity
392.2SLLSWZ:State/Local Laws - Speeding work/construction zone	1	10	10
Viol. Group: Misc Violations	# of Violations: 1	Total Severity: 3	% of Total: 21.43%
392.2SLLLR:STATE/LOCAL LAWS - LANE RESTRICTION VIOLATION.	1	3	3
Viol. Group: Other Log/Form & Manner	# of Violations: 1	Total Severity: 1	% of Total: 7.14%
395.24:HOS (ELD) - ELD FORM AND MANNER	1	1	1



<b>Viol. Group: Not used in SMS Calculation</b>	<b># of Violations: 2</b>	<b>Total Severity: 0</b>	<b>% of Total: 0%</b>
392.2:Operating a commercial motor vehicle not in accord	2	0	0

<b>Equipment Ownership ToC</b> Equipment Ownership (based on MCS-150 dated 3/29/2025)					
	<b>Trucks</b>	<b>Tractors</b>	<b>Trailers</b>	<b>Motor Coaches</b>	<b>Vans</b>
<b>Owned</b>	0	1	1	0	0
<b>Term Leased</b>	0	0	0	0	0
<b>Trip Leased</b>	0	0	0	0	0
<b>Total No.</b>	0	1	1	0	0

<b>Equipment Details Power Units ToC</b>									
<b>VIN</b>	<b>Latest Insp Date</b>	<b>Year</b>	<b>Make</b>	<b>Model</b>	<b>Body Class</b>	<b>Body Type</b>	<b>Axles</b>	<b>Len</b>	<b>Fuel Type</b>
4V4NC9EJ6JN8 93884	05/20/2025	2018	VOLVO	VNL	Truck-Tractor	-	-	-	-
3ALACWFC7SD VM4235	08/09/2024	1995	FREIGHTLINER	M2	Truck	-	-	-	-

<b>Equipment Details Trailers</b>									
<b>VIN</b>	<b>Latest Insp Date</b>	<b>Year</b>	<b>Make</b>	<b>Model</b>	<b>Body Class</b>	<b>Body Type</b>	<b>Axles</b>	<b>Len</b>	<b>Fuel Type</b>
1JJV532D2JL08 2023	05/20/2025	2018	WABASH NATIONAL	Dry Van Duraplate	Trailer	Van Trailer	2	53	-

<b>Vehicle Age ToC</b>				
<b>Year</b>	<b># Power Units</b>	<b>PU Percentage</b>	<b># Trailers</b>	<b>Trailres Percentage</b>
2018	1	50.00%	1	100.00%
1995	1	50.00%	0	0.00%

Based on 24 months of inspection data, see the live report for more options

<b>States of Power Unit Registrations ToC</b>			
<b>State</b>	<b>GA</b>	<b>IN</b>	<b>SC</b>
<b>Number of Power Units</b>	2	1	1

<b>Equipment Acquisitions - Table ToC</b>						
	<b>Power Units inspected for 1st time in past 12 months</b>	<b>Power Units inspected for 1st time in past 24 months</b>	<b>Power Units inspected during entire date range</b>	<b>Trailers inspected for 1st time in past 12 months</b>	<b>Trailers inspected for 1st time in past 24 months</b>	<b>Trailers inspected during entire date range</b>
<b>Unique VINs</b>	2	2	2	1	1	1
<b>Unique License Plates</b>	2	2	2	1	1	1
<b>License Plate States</b>	1	1	1	1	1	1



Driver Details <b>ToC</b> Driver Details (based on MCS-150 dated 3/29/2025)			
	Within 100 mi	Beyond 100 mi	TOTAL
# Drivers Interstate	0	1	1
# Drivers Intrastate	0	0	0
TOTAL	0	1	/
Avg. # Trip Lease Drivers/Mo: 0 # Drivers Grand Total: 1 # Drivers Commercially Licensed: 1			

Shared VIN Summary <b>ToC</b>
-------------------------------

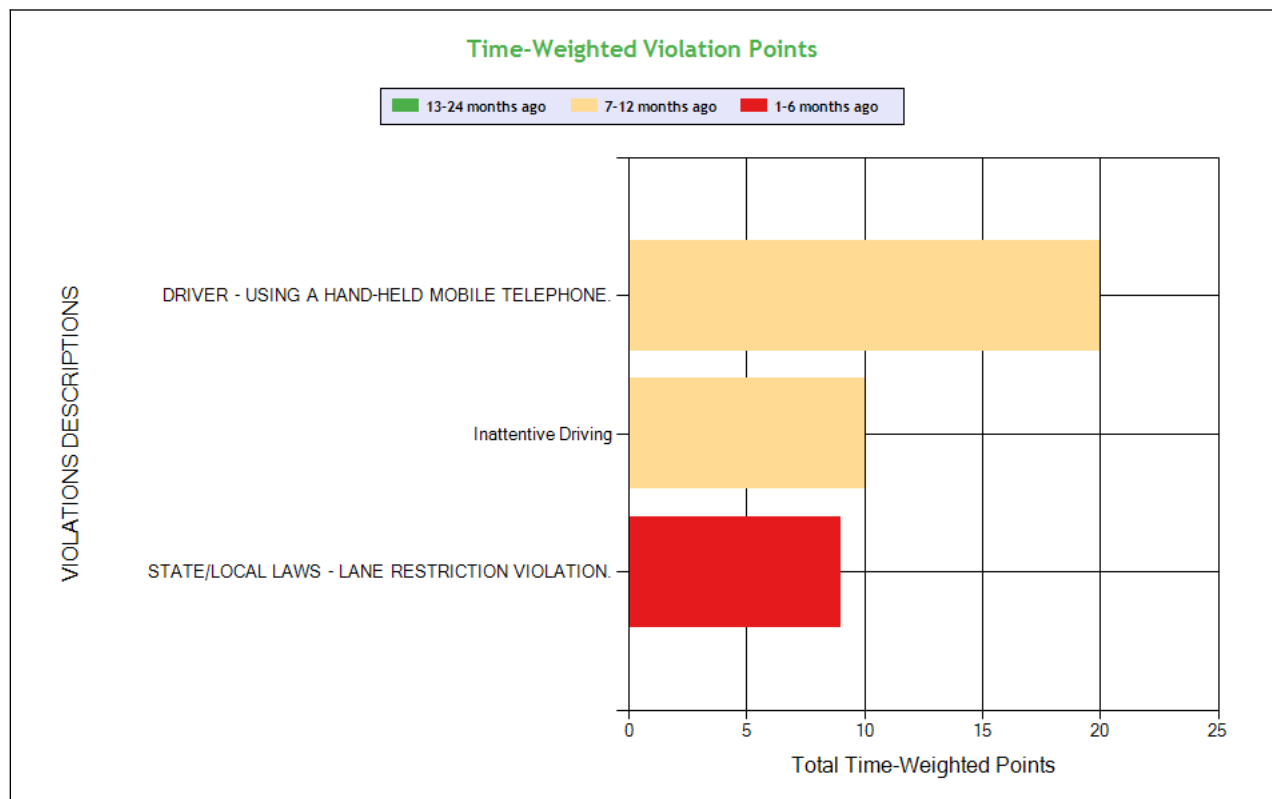
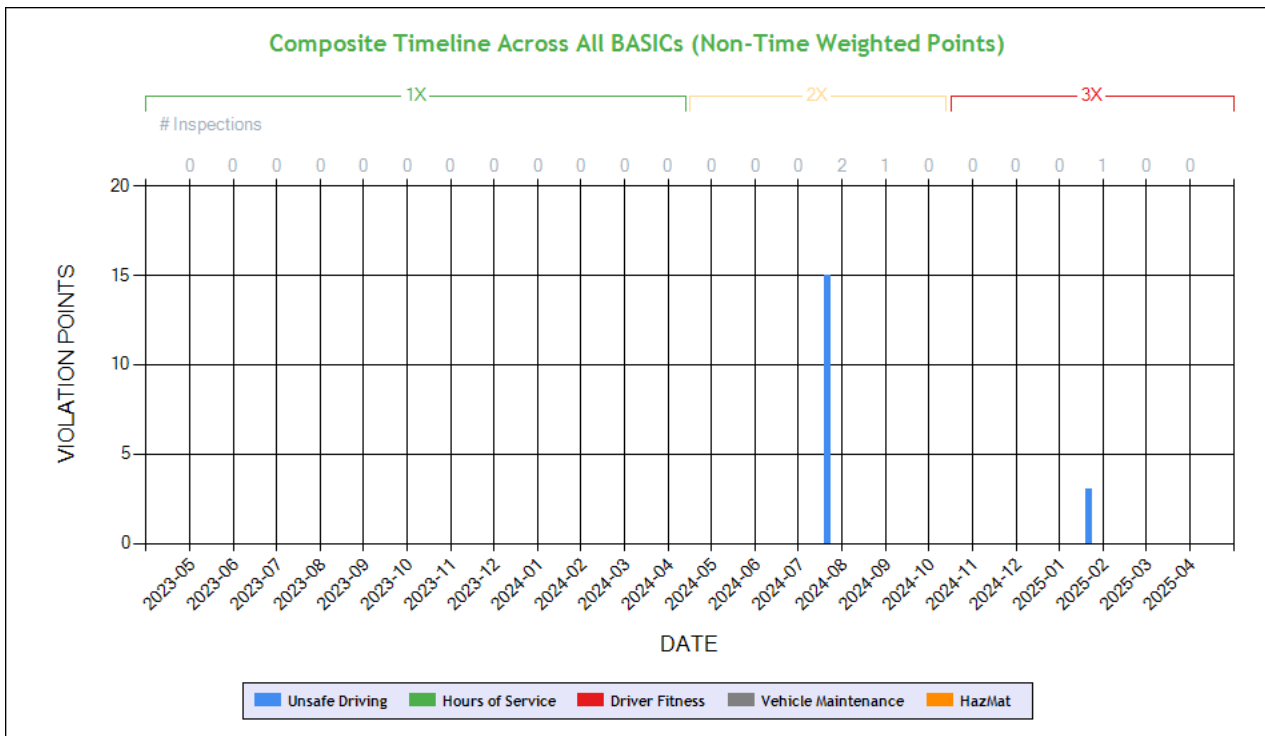
No Data

**SHIPPERS DETAIL **ToC**** based on Inspection results for the last 4 years

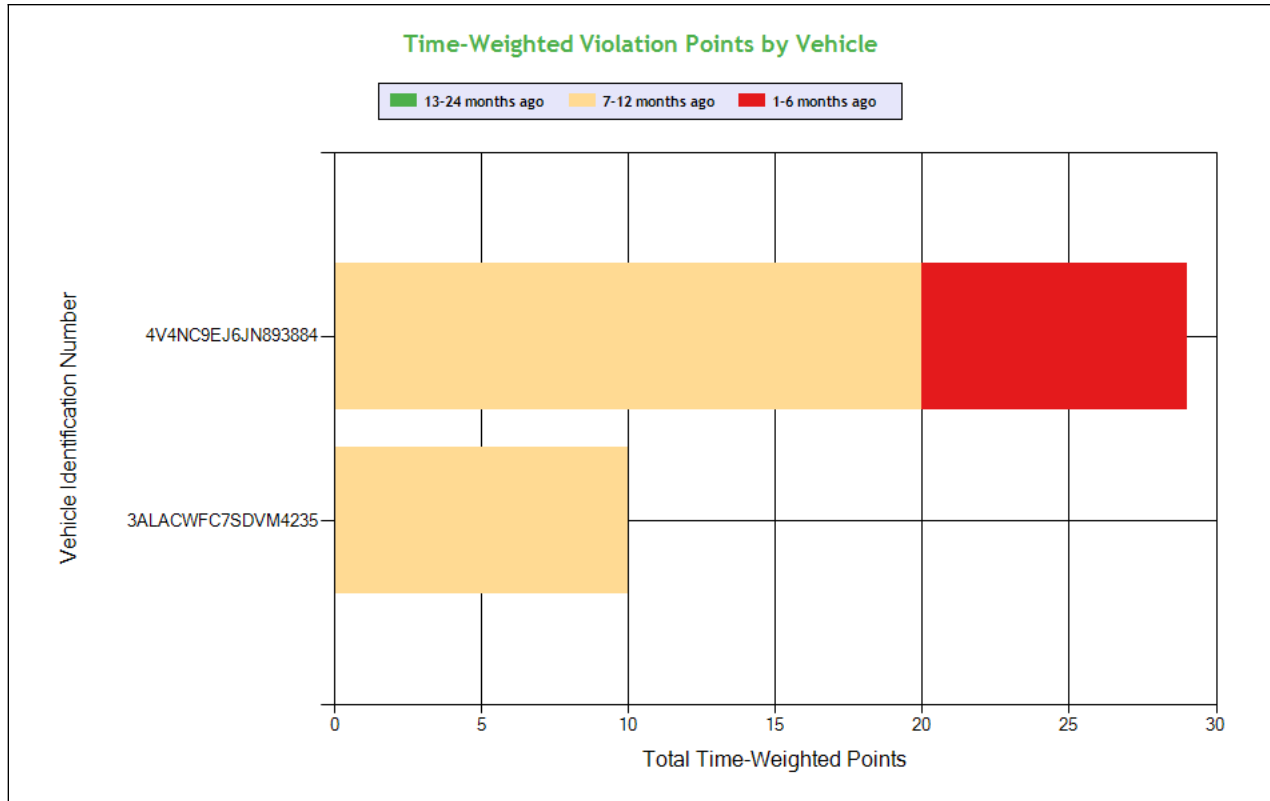
Shipper Name	Number of Inspections	Shipper Name	Number of Inspections
No Shipper listed	1	LANDSTAR RANGER	1
MCJAK CANDY COMPANY	1	OLAM PEANUT SHELLING COMPANY INC	1
WINTERRA SOLUTIONS	1		



## Carrier Underwriting Report Safety Summary ToC







See the Excel file for the complete analysis

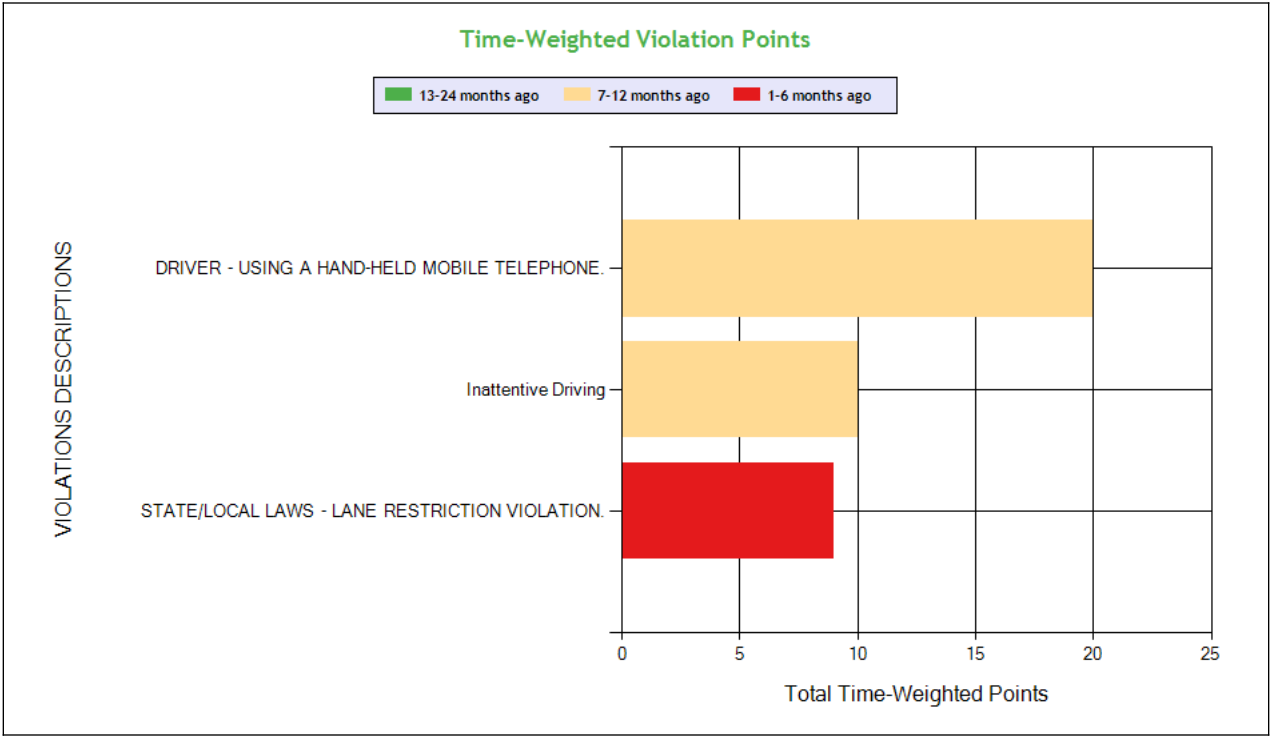
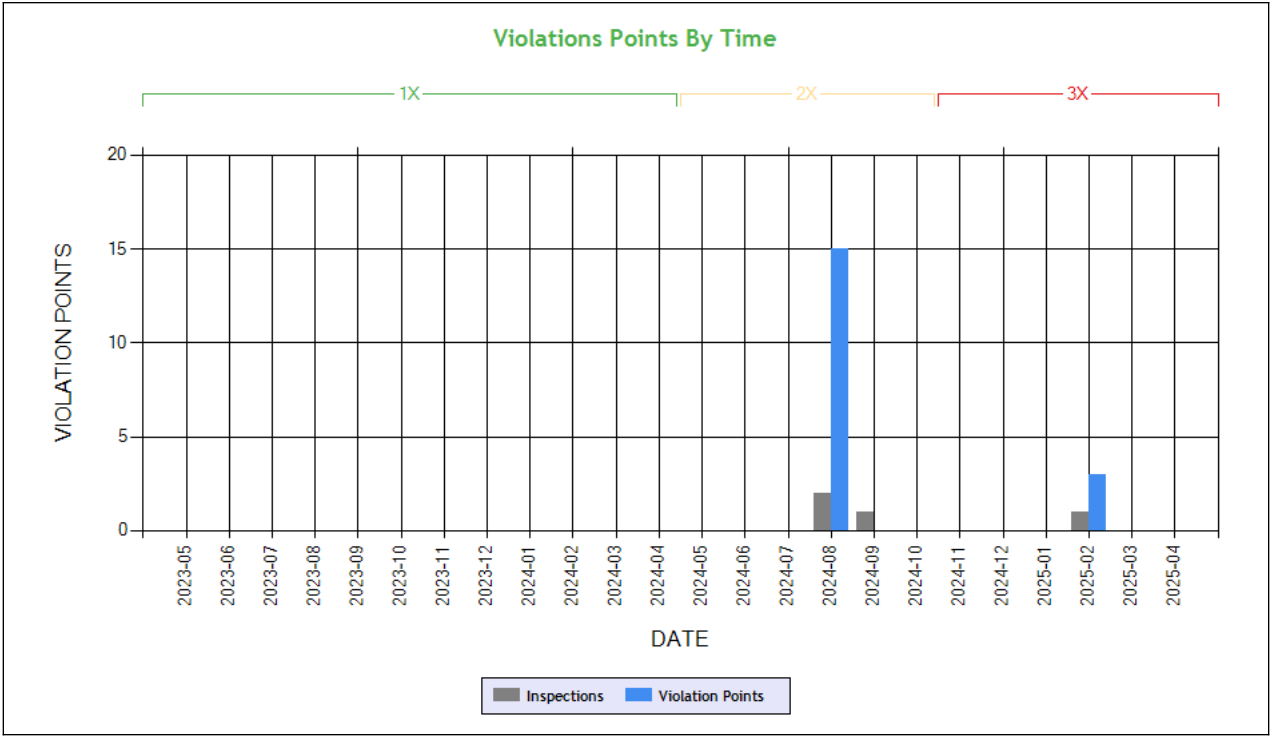
# Violations is in (1-6/7-12/13-24mo)

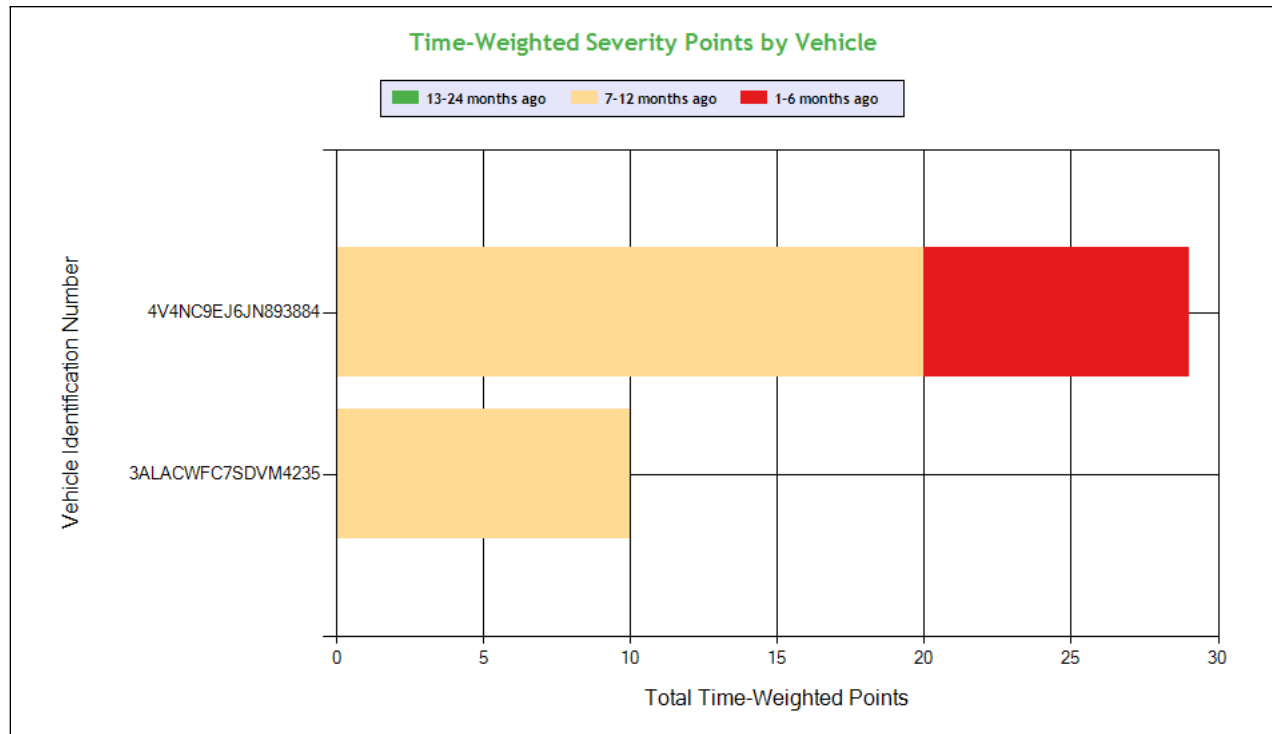
Shaded = Out Of Service Violation					
Violation Group			Phone Call	Dangerous Driving	Misc Violations
Violation Description	Total Time-weighted Points by VIN	% of Total Time-weighted Points by VIN	DRIVER - USING A HAND-HELD MOBILE TELEPHONE.	Inattentive Driving	STATE/LOCAL LAWS - LANE RESTRICTION VIOLATION.
Driver Resp			Yes	Yes	Yes
Total Time-weighted Points			20	10	9
% Total Time-Wt Pts			51.28	25.64	23.08
4V4NC9EJ6JN893884	29	74.36	20 (0/1/0)		9 (1/0/0)
3ALACWFC7SDVM4235	10	25.64		10 (0/1/0)	



**SAFETY ANALYSIS    ToC**

**Unsafe Driving**





See the Excel file for the complete analysis

# Violations is in (1-6/7-12/13-24mo)

Shaded = Out Of Service Violation					
Violation Group			Phone Call	Dangerous Driving	Misc Violations
Violation Description	Total Time-weighted Points by VIN	% of Total Time-weighted Points by VIN	DRIVER - USING A HAND-HELD MOBILE TELEPHONE.	Inattentive Driving	STATE/LOCAL LAWS - LANE RESTRICTION VIOLATION.
Driver Resp			Yes	Yes	Yes
Total Time-weighted Points			20	10	9
% Total Time-Wt Pts			51.28	25.64	23.08
4V4NC9EJ6JN893884	29	74.36	20 (0/1/0)		9 (1/0/0)
3ALACWFC7SDVM4235	10	25.64		10 (0/1/0)	

## HOS Compliance

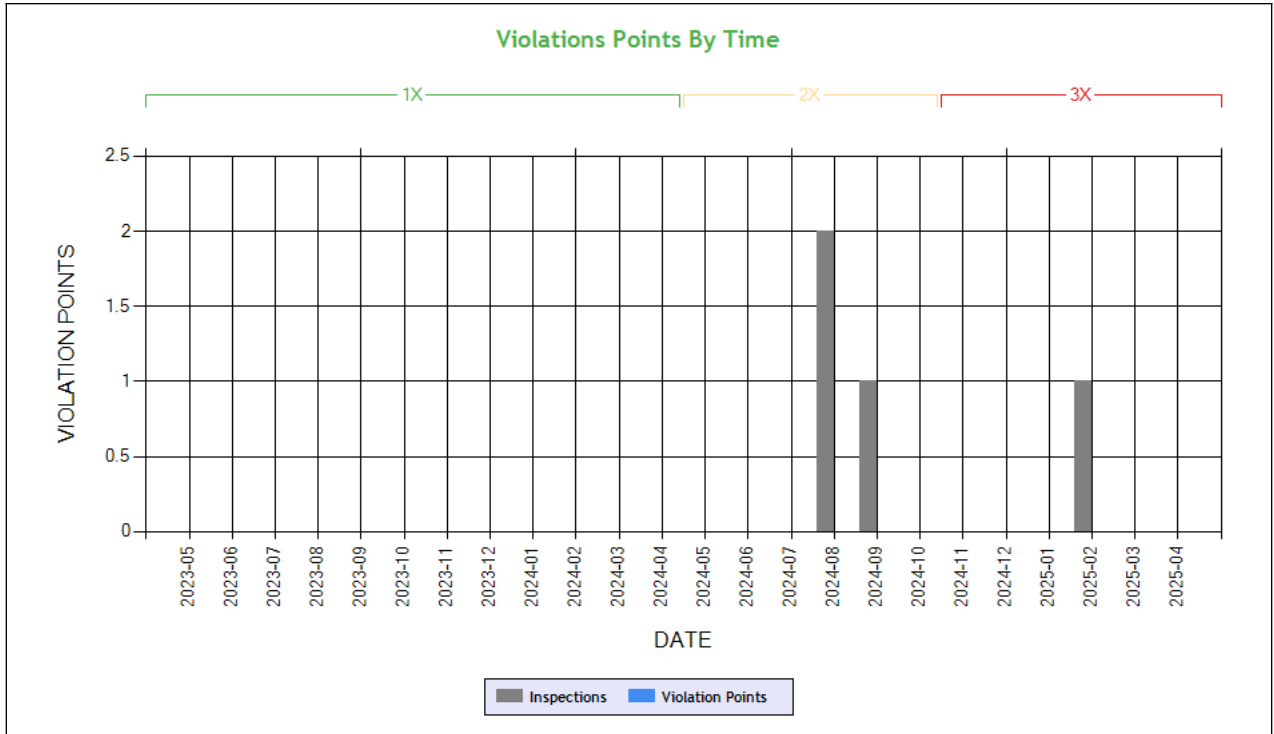
Time-Weighted Violation Points - no data available to draw a chart

Time-Weighted Severity Points by Vehicle - no data available to draw a chart

See the Excel file for the complete analysis

# Violations is in (1-6/7-12/13-24mo)

Shaded = Out Of Service Violation



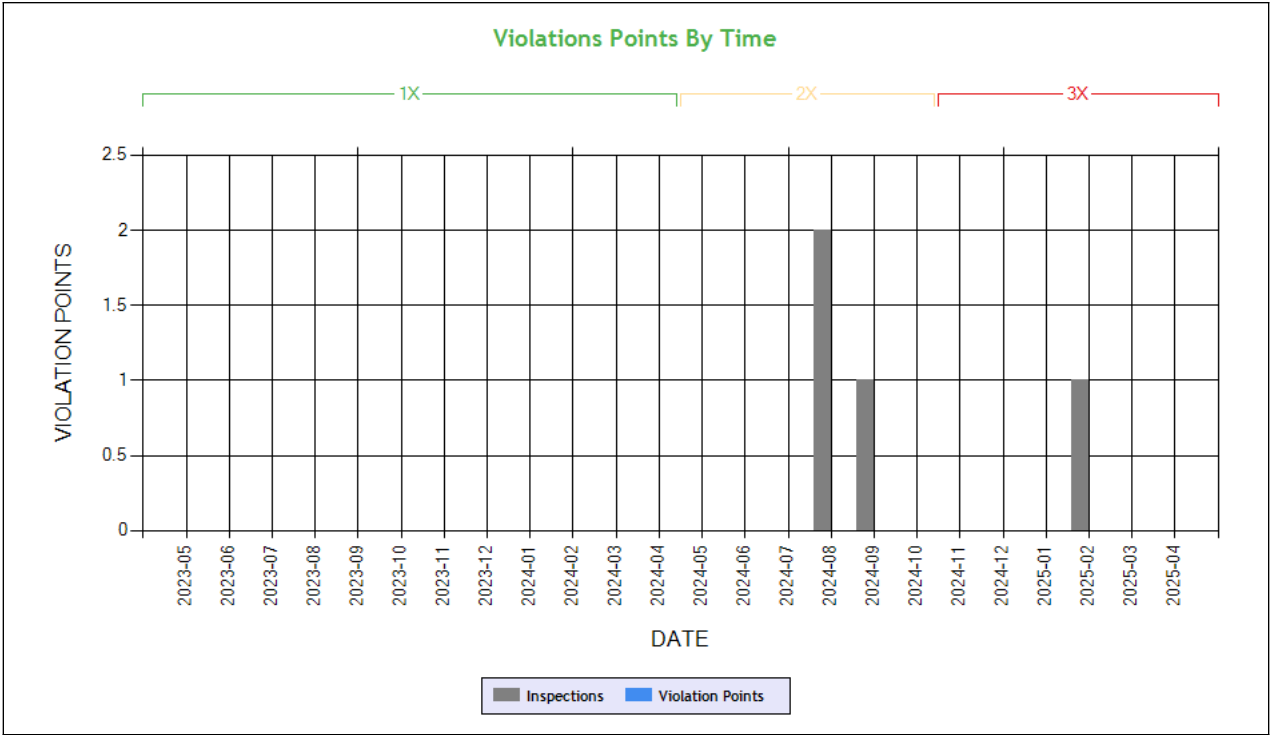
**Carrier Software**  
 1-800-646-5152  
 info@CarrierSoftware.com

**CONFIDENTIAL - Intended for use by Amerigo Insurance Agency - Date: 6/4/2025**  
**KHARA GROUP INC - DOT# 4090833 / MC1558356**

Violation Group		
Violation Description	Total Time-weighted Points by VIN	% of Total Time-weighted Points by VIN
Driver Resp		
Total Time-weighted Points		
% Total Time-Wt Pts		



Driver Fitness



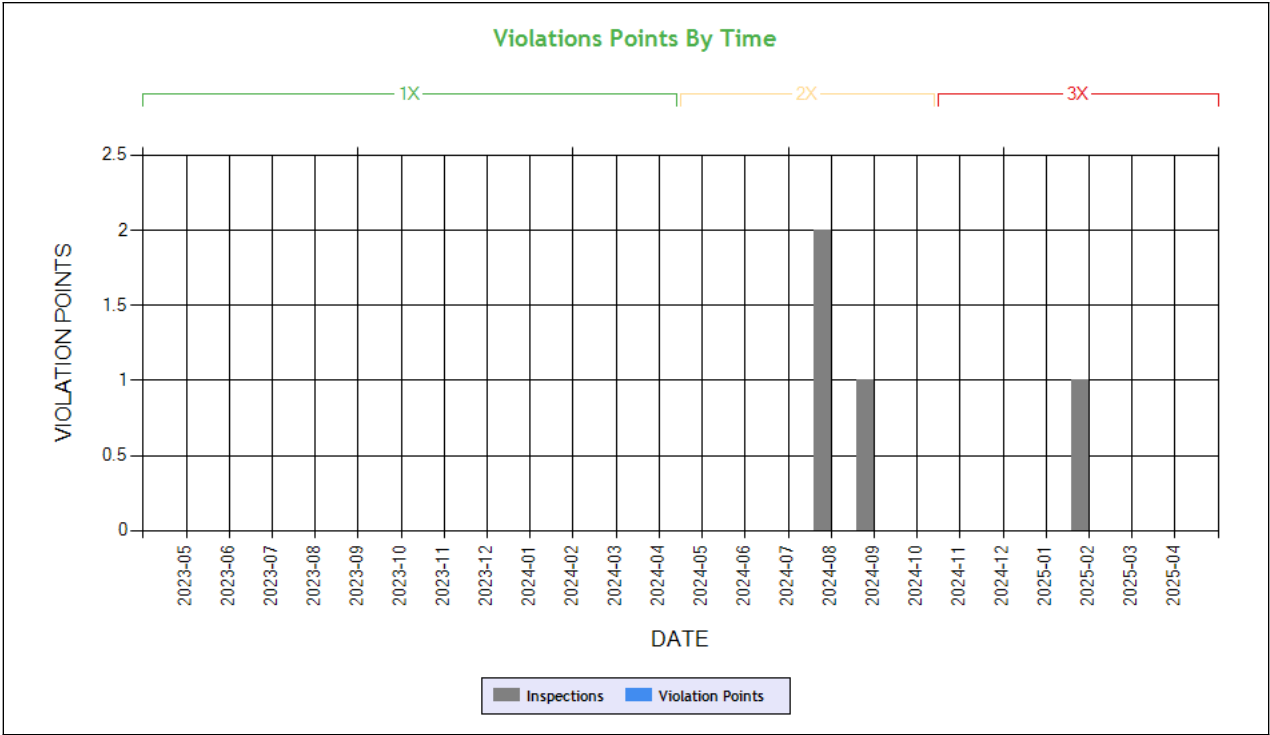
Time-Weighted Violation Points - no data available to draw a chart  
Time-Weighted Severity Points by Vehicle - no data available to draw a chart

See the Excel file for the complete analysis # Violations is in (1-6/7-12/13-24mo)

Shaded = Out Of Service Violation		
Violation Group		
Violation Description	Total Time-weighted Points by VIN	% of Total Time-weighted Points by VIN
Driver Resp		
Total Time-weighted Points		
% Total Time-Wt Pts		



Vehicle Maintenance



Time-Weighted Violation Points - no data available to draw a chart  
Time-Weighted Severity Points by Vehicle - no data available to draw a chart

See the Excel file for the complete analysis # Violations is in (1-6/7-12/13-24mo)

Shaded = Out Of Service Violation		
Violation Group		
Violation Description	Total Time-weighted Points by VIN	% of Total Time-weighted Points by VIN
Driver Resp		
Total Time-weighted Points		
% Total Time-Wt Pts		

COLOR CODED CRASH TABLE ToC

No crashes have been reported by the DOT on this Motor Carrier  
INSPECTIONS WITH SHARED EQUIPMENT:  
No Data



**LEGEND**

**Vehicle Information**

**Inspection for DOT # being analyzed**

**Inspection for Different DOT #**

**Crash Information for specific VIN**

**INSPECTION DETAILS for ALL Inspections**

PDF shows the first 100 Power Unit & Trailer VINs with most recent inspections using data from the last 4 years

**POWER UNIT Inspections Section**

VIN: 4V4NC9EJ6JN893884				Unit: Truck Tractor	Year: 2018	Make: VOLVO		
DOT No: 4090833		Docket No: MC1558356		Name: KHARA GROUP INC		Interstate: Yes		
Date	Unit License	Unit Lic State	Violation Unit	Violation Description		Severity	OOS	Citation
05/20/2025	3462223	IN	D	392.2SLLSWZ - State/Local Laws - Speeding work/construction zone		10	No	
05/20/2025	3462223	IN	D	395.24 - HOS (ELD) - ELD FORM AND MANNER		1	No	
02/12/2025	3462223	IN	D	392.2SLLLR - STATE/LOCAL LAWS - LANE RESTRICTION VIOLATION.		3	No	E05463192
09/20/2024	3462223	IN	D	392.2 - Operating a commercial motor vehicle not in accordance with the laws, ordinances, and regulations of the jurisdiction in which it is being operated - Unsafe Driving		0	No	WA70469
08/13/2024	3462223	IN	D	392.82		0	No	E05226578
DOT No: 2523289		Docket No: MC876213		Name: SAMAR TRANSPORT INC		Interstate: Yes		
Date	Unit License	Unit Lic State	Violation Unit	Violation Description		Severity	OOS	Citation
12/13/2019	2616293	IN	-	-		-	-	-
07/22/2019	2616293	IN	1	393.9A - Inoperative required lamps		2	No	
07/22/2019	2616293	IN	D	395.3A2PROP - Driving beyond 14 hour duty period (Property carrying vehicle)		7	No	
07/22/2019	2616293	IN	D	395.8AELD - ELD - No record of duty status (ELD Required)		5	Yes	2BX0BD2
07/31/2018	2616293	IN	D	392.16 - Failing to use seat belt while operating CMV		7	No	

VIN: 3ALACWFC7SDVM4235				Unit: Straight Truck	Year: 1995	Make: FREIGHTLINER		
DOT No: 2745328		Docket No:		Name: UNITED STORES INC		Interstate: Yes		
Date	Unit License	Unit Lic State	Violation Unit	Violation Description		Severity	OOS	Citation
10/04/2024	3602733	IN	-	-		-	-	-
08/19/2024	3602733	IN	-	-		-	-	-
DOT No: 4090833		Docket No: MC1558356		Name: KHARA GROUP INC		Interstate: Yes		
Date	Unit License	Unit Lic State	Violation Unit	Violation Description		Severity	OOS	Citation
08/09/2024	3462223	IN	D	392.2 - Operating a commercial motor vehicle not in accordance with the laws, ordinances, and regulations of the jurisdiction in which it is being operated - Unsafe Driving		0	No	
DOT No: 2745328		Docket No:		Name: UNITED STORES INC		Interstate: Yes		
Date	Unit License	Unit Lic State	Violation Unit	Violation Description		Severity	OOS	Citation
06/20/2024	3602733	IN	-	-		-	-	-

**TRAILER Inspections Section**



VIN: 4V4NC9EJ6JN893884				Unit: Truck Tractor	Year: 2018	Make: VOLVO	
DOT No: 4090833		Docket No: MC1558356		Name: KHARA GROUP INC		Interstate: Yes	
Date	Unit License	Unit Lic State	Violation Unit	Violation Description	Severity	OOS	Citation
05/20/2025	3462223	IN	D	392.2SLLSWZ - State/Local Laws - Speeding work/construction zone	10	No	
05/20/2025	3462223	IN	D	395.24 - HOS (ELD) - ELD FORM AND MANNER	1	No	
02/12/2025	3462223	IN	D	392.2SLLLR - STATE/LOCAL LAWS - LANE RESTRICTION VIOLATION.	3	No	E05463192
09/20/2024	3462223	IN	D	392.2 - Operating a commercial motor vehicle not in accordance with the laws, ordinances, and regulations of the jurisdiction in which it is being operated - Unsafe Driving	0	No	WA70469
08/13/2024	3462223	IN	D	392.82	0	No	E05226578
DOT No: 2523289				Docket No: MC876213	Name: SAMAR TRANSPORT INC	Interstate: Yes	
Date	Unit License	Unit Lic State	Violation Unit	Violation Description	Severity	OOS	Citation
12/13/2019	2616293	IN	-	-	-	-	-
07/22/2019	2616293	IN	1	393.9A - Inoperative required lamps	2	No	
07/22/2019	2616293	IN	D	395.3A2PROP - Driving beyond 14 hour duty period (Property carrying vehicle)	7	No	
07/22/2019	2616293	IN	D	395.8AELD - ELD - No record of duty status (ELD Required)	5	Yes	2BX0BD2
07/31/2018	2616293	IN	D	392.16 - Failing to use seat belt while operating CMV	7	No	

VIN: 3ALACWFC7SDVM4235				Unit: Straight Truck	Year: 1995	Make: FREIGHTLINER	
DOT No: 2745328		Docket No:		Name: UNITED STORES INC		Interstate: Yes	
Date	Unit License	Unit Lic State	Violation Unit	Violation Description	Severity	OOS	Citation
10/04/2024	3602733	IN	-	-	-	-	-
08/19/2024	3602733	IN	-	-	-	-	-
DOT No: 4090833				Docket No: MC1558356	Name: KHARA GROUP INC	Interstate: Yes	
Date	Unit License	Unit Lic State	Violation Unit	Violation Description	Severity	OOS	Citation
08/09/2024	3462223	IN	D	392.2 - Operating a commercial motor vehicle not in accordance with the laws, ordinances, and regulations of the jurisdiction in which it is being operated - Unsafe Driving	0	No	
DOT No: 2745328				Docket No:	Name: UNITED STORES INC	Interstate: Yes	
Date	Unit License	Unit Lic State	Violation Unit	Violation Description	Severity	OOS	Citation
06/20/2024	3602733	IN	-	-	-	-	-

Inspection Summary By Month (based on inspections from the last 4 years) ToC						
Year-Month	Number of Inspections	Number of Power Units	Total Violations	Total OOS Inspections	Total Severity Points	Number of Crashes
2025-05	1	1	2	0	11	0
2025-02	1	1	1	0	3	0
2024-09	1	1	1	0	0	0
2024-08	2	2	2	0	0	0
Note: The most recent month's counts may not include all the inspections for that month.						

VIN Inspection Violation Details ToC									
# of VINs: 3 # of Insp: 6 Severity Weight: 15 Avg. Weight/VIN: 2.5 (based on inspections in the last 4 years, showing top 50 VINs inspected most recently)									
VIN 1JJV532D2JL082023		# of Inspections: 1		Total Severity: 1		Percentage of Total: 6.67%		Avg. Weight Per Inspection: 1.0	
Inspection Date	Inspection ID	Inspection State	Location Description	Total Severity	# of Violations	Shipper Name	Inspection Level	Post Accident	Out of Service
05/20/2025	84776724	IN	RICHMOND IN	1	1	MCJAK CANDY COMPANY	3	No	No
BASIC		Unit Type		Severity		Description		Out of Service	
Hours-Of-Serivce Compliance		Semi Trailer		1		395.24:HOS (ELD) - ELD FORM AND MANNER		No	
VIN 4V4NC9EJ6JN893884		# of Inspections: 4		Total Severity: 14		Percentage of Total: 93.33%		Avg. Weight Per Inspection: 3.5	





Inspection Date	Inspection ID	Inspection State	Location Description	Total Severity	# of Violations	Shipper Name	Inspection Level	Post Accident	Out of Service
05/20/2025	84776724	IN	RICHMOND IN	11	2	MCJAK CANDY COMPANY	3	No	No
BASIC		Unit Type		Severity		Description		Out of Service	
Unsafe Driving		Truck Tractor		10		392.2SLLSWZ:State/Local Laws - Speeding work/construction zone		No	
Hours-Of-Serivce Compliance		Truck Tractor		1		395.24:HOS (ELD) - ELD FORM AND MANNER		No	
Inspection Date	Inspection ID	Inspection State	Location Description	Total Severity	# of Violations	Shipper Name	Inspection Level	Post Accident	Out of Service
02/12/2025	83856912	GA	PERRY GA	3	1	LANDSTAR RANGER	3	No	No
BASIC		Unit Type		Severity		Description		Out of Service	
Unsafe Driving		Truck Tractor		3		392.2SLLLR:STATE/LOCAL LAWS - LANE RESTRICTION VIOLATION.		No	
Inspection Date	Inspection ID	Inspection State	Location Description	Total Severity	# of Violations	Shipper Name	Inspection Level	Post Accident	Out of Service
09/20/2024	82746432	SC	I-26 WB DORCHESTER COUNTY	0	1		3	No	No
BASIC		Unit Type		Severity		Description		Out of Service	
Unsafe Driving		Truck Tractor		0		392.2:Operating a commercial motor vehicle not in accord		No	
Inspection Date	Inspection ID	Inspection State	Location Description	Total Severity	# of Violations	Shipper Name	Inspection Level	Post Accident	Out of Service
08/13/2024	82417608	GA	ADAIRSVILLE GA	0	1	WINTERRA SOLUTIONS	3	No	No
BASIC		Unit Type		Severity		Description		Out of Service	
		Truck Tractor		0		392.82		No	
VIN 3ALACWFC7SDVM4235		# of Inspections: 1		Total Severity: 0		Percentage of Total: 0.00%		Avg. Weight Per Inspection: 0.0	
Inspection Date	Inspection ID	Inspection State	Location Description	Total Severity	# of Violations	Shipper Name	Inspection Level	Post Accident	Out of Service
08/09/2024	82401347	GA	ELLAVILLE GA	0	1	OLAM PEANUT SHELLING COMPANY INC	3	No	No
BASIC		Unit Type		Severity		Description		Out of Service	
Unsafe Driving		Truck Tractor		0		392.2:Operating a commercial motor vehicle not in accord		No	

Inspection History ToC							
Inspection Date	Report Number	Report State	Plate Number	Plate State	Type	Severity Weight	Time Weight
05/20/2025	6191002086	IN	3462223	IN	Truck Tractor		3
4V4NC9EJ6JN893884 - Power Unit - Hours-Of-Service Violation: 395.24HOS (ELD) - ELD FORM AND MANNER						1	
4V4NC9EJ6JN893884 - Power Unit - Unsafe Driving Violation: 392.2SLLSWZState/Local Laws - Speeding work/construction zone						10	
02/12/2025	1440000964	GA	3462223	IN	Truck Tractor		3
4V4NC9EJ6JN893884 - Power Unit - Unsafe Driving Violation: 392.2SLLLRSTATE/LOCAL LAWS - LANE RESTRICTION VIOLATION.						3	
09/20/2024	O322002415	SC	3462223	IN	Truck Tractor		2
4V4NC9EJ6JN893884 - Power Unit - Unsafe Driving Violation: 392.2Operating a commercial motor vehicle not in accordance with the laws, ordinances, and regulations of the jurisdiction in which it is being operated - Unsafe Driving						0	
08/13/2024	1384000411	GA	3462223	IN	Truck Tractor		2
4V4NC9EJ6JN893884 - Power Unit - State/Local Laws Violation: 392.82						0	
08/09/2024	1420000440	GA	3462223	IN	Truck Tractor		2
3ALACWFC7SDVM4235 - Power Unit - Unsafe Driving Violation: 392.2Operating a commercial motor vehicle not in accordance with the laws, ordinances, and regulations of the jurisdiction in which it is being operated - Unsafe Driving						0	
Only the first 20 inspections are shown. See the live report for more data.							

Crash Hot Spots ToC					
State	Level 1 (lowest crash frequency)	Level 2	Level 3	Level 4	Level 5 (highest crash frequency)
Georgia	2	0	0	0	1
Total	2	0	0	0	1
Company Level: 2					



**Equipment and Driver Details ToC**

MCS-150 Date	Equipment (Owned/Leased/Trip)			Driver Details		
	Tractors	Straight Trucks	Trailers	CDL's	Interstate	Intrastate
03/29/2025	1/0/0	0/0/0	1/0/0	1	1	0
06/15/2023	1/0/0	0/0/0	1/0/0	1	1	0

**Chameleon Type 1 - Chameleon issues highlighted in RED ToC**

DOT	Legal Name	MCS-150 Date	Physical Address	Mailing Address	Company Rep 1	Company Rep 2	Phone	Fax	Cell Phone	Email
3999296	AKAAL 23 LLC	05/08/2025	12804 W 124TH ST, OVERLAND PARK, KS, 66213	12804 W 124TH ST, OVERLAND PARK, KS, 66213-4931	SARABJEET SINGH		(973)-641-6890			SERBYS@MSN.COM
3879631	FOREVER TRANSPORT LLC	05/07/2025	3934 EAST AVE, LIVERMORE, CA, 94550	3934 EAST AVE, LIVERMORE, CA, 94550	SARABJEET SINGH		(661)-379-2911			FOREVERTRANSPORTLLC1@GMAIL.COM
3004952	SARABJEET SINGH	04/16/2025	4005 ROLLING ROCK AVE, BAKERSFIELD, CA, 93313	4005 ROLLING ROCK AVE, BAKERSFIELD, CA, 93313	SARABJEET SINGH		(661)-583-5216		(661)-583-5216	SARABJEET.SINGH581@GMAIL.COM
3672553	SEHAJ LOGISTICS LLC	04/09/2025	103 SHYLA CT, MONROE, OH, 45050	103 SHYLA CT, MONROE, OH, 45050	SARABJEET SINGH		(917)-545-3425			Saman9812@yahoo.com
3809122	ELEFANTE EXPRESS LTD	03/11/2025	7403-42 STREET NE, CALGARY, AB, T3J 4E7	141 SADDLECREEK POINT NE, CALGARY, AB, T3J 4V4	SARABJEET SINGH	ARASHPREET SINGH	(587)-568-3131			ELEFANTEEXPRESSLTD@GMAIL.COM
3728091	9307-8657 QUEBEC INC	03/10/2025	307 RUE SYLVAIN-LELIEVRE, VAUDREUIL-DORION, QC, J7V 0C1	307 RUE SYLVAIN-LELIEVRE, VAUDREUIL-DORION, QC, J7V 0C1	SARABJEET SINGH	LD	(438)-929-0504			TRANSPORTKESTREL@GMAIL.COM
2593417	SETHI INTERNATIONAL TRANS INC	02/23/2025	800E-2700 MATHESON BLVD, MISSISSAUGA, ON, L4W 4V9	800E-2700 MATHESON BLVD, MISSISSAUGA, ON, L4W 4V9	SARABJEET SINGH	SURPREET KAUR	(519)-512-0261		(647)-745-4100	SETHISINTERNATIONAL@GMAIL.COM
1391971	L B T TRANS INC	01/17/2025	1901 CLAREDON CT, CERES, CA, 95307	1901 CLAREDON CT, CERES, CA, 95307	SARABJEET SINGH		(209)-495-1844	(209)-537-3521	(209)-495-1844	LBT209@YAHOO.COM
3256046	ROYALS TRANS INC	12/20/2024	3820 MEI YEN APT 2, BAKERSFIELD, CA, 93309	3820 MEI YEN APT 2, BAKERSFIELD, CA, 93309	SARABJEET SINGH		(415)-688-5661		(415)-688-5661	SINGHSARBJEET589@GMAIL.COM
2585493	SSV TRUCKING INC	08/10/2018	3017 W OLEANDER AVE, FRESNO, CA, 93706	3017 W OLEANDER AVE, FRESNO, CA, 93706	BUPINDER GORAYA	SARABJEET SINGH	(559)-801-2835	(866)-789-6948	(559)-213-3013	DTB1639@YAHOO.COM

**Chameleon Type 2 ToC**

VIN	Unit Type	Inspection Date	DOT No	Company Name	City	State
-----	-----------	-----------------	--------	--------------	------	-------