



## Table of Contents

1. Overview	2. BASIC Scores History
3. BASIC Measures	4. KPI: BASIC Measures by Cargo Group
5. Estimated ISS Score	6. Investigation Results
7. Penalties History	8. Acute Critical Violations
9. Red Flag Violation Details	10. DOT Registration Information
11. DOT MCS-150 History	12. Crash Summary
13. Inspection Summary	14. KPI: Inspection Viol OOS Rates by Cargo Group
15. FHWA Registration Information	16. FHWA Insurance Information
17. FHWA Authorities	18. Severe Violations
19. Violation Report	20. Violation Summary
21. Violation Enforcement Chronology	22. Inspection Violations & OOS Counts
23. Radius Of Operation	24. Inspection & Crash Locations
25. Cargo Hot Spots	26. Inspection Violations & OOS Chronology
27. Percent of Insp & Crash by State	28. VIN Insp Summary by State
29. Violations By Unit Type	30. Inspection/Crash Map
31. Equipment Ownership	32. Equipment Details
33. Vehicle Age	34. States of Power Unit Registrations
35. Equipment Acquisitions	36. Driver Details
37. Shared VIN Summary	38. Shipper Table
39. Safety Summary	40. Safety Details
41. Crash Detail Color Coded PDF	42. Inspections with Shared Equipment
43. Inspection Tabular Details	44. Inspection Summary By Month
45. VIN Inspection Violation Details	46. Inspection History
47. Crash Hot Spots	48. DOT MCS-150 History Equipment and Driver Details
49. Chameleon	



**Business Address**

43363 GADSDEN AVE APT 336  
LANCASTER, CA  
93534-1000

**Contact Info**

(661)-874-7987  
ONEMILE22@GMAIL.COM

**FHWA Address**

43363 GADSDEN AVE APT 336  
LANCASTER,CA,93534-1000  
Phone:(661)-874-7987

**Mailing Address**

43363 GADSDEN AVE APT 336  
LANCASTER, CA  
93534-1000

**Overview ToC**

**Operating Status:** AUTHORIZED FOR Property  
One other company viewed this DOT in the past two months  
**Crash/PU ratio:** 0.0%  
**Clean Inspection ratio:** 100.0%

**Estimated BASIC Scores (as of 3/27/2026)**

	Unsafe Driving	Hours of Service	Driver Fitness	Controlled Sub. and Alcohol	Vehicle Maintenance	HM Compliance	Crash
<b>Relative Scores</b>	0% ○	0% ○	0% ○	0% ○	0% ○	0% ○	0% ○
<b>Alert Status</b>	No	No	No	No	No	No	No



**Estimated Inspection Selection System (ISS) Score: 67**  
**Category: Optional Inspect**

\* The Estimated ISS score is based on Insufficient Data Algorithm \*

**BASIC Scores History - Unsafe Driving ToC**

There are no Scores for this BASIC

**BASIC Scores History - Hours of Service ToC**

There are no Scores for this BASIC

**BASIC Scores History - Driver Fitness ToC**

There are no Scores for this BASIC

**BASIC Scores History - Controlled Substance ToC**

There are no Scores for this BASIC



**BASIC Scores History - Vehicle Maintenance ToC**

There are no Scores for this BASIC

**BASIC Scores History - Crash ToC**

There are no Scores for this BASIC

**BASIC Scores History - Hazmat ToC**

There are no Scores for this BASIC

**BASIC Measures: Violation Points per Inspection Trends ToC**

**No inspection violations**



**BASIC Measures \* - Table ToC**

UD-Unsafe Driving, HOS-Hours of Service, DF-Driver Fitness, CS-Controlled Substances, VM-Vehicle Maintenance															
Date	UD Measure	UD AC	UD with Viol	HOS Measure	HOS AC	HOS with Viol	DF Measure	DF AC	DF with Viol	CS Measure	CS AC	CS with Viol	VM Measure	VM AC	VM with Viol
03/2026	0.00	N	0	0.00	N	0	0.00	N	0	0.00	N	0	0.00	N	0
02/2026	0.00	N	0	0.00	N	0	0.00	N	0	0.00	N	0	0.00	N	0
01/2026	0.00	N	0	0.00	N	0	0.00	N	0	0.00	N	0	0.00	N	0
12/2025	0.00	N	0	0.00	N	0	0.00	N	0	0.00	N	0	0.00	N	0
11/2025	0.00	N	0	0.00	N	0	0.00	N	0	0.00	N	0	0.00	N	0
10/2025	0.00	N	0	0.00	N	0	0.00	N	0	0.00	N	0	0.00	N	0
09/2025	0.00	N	0	0.00	N	0	0.00	N	0	0.00	N	0	0.00	N	0
08/2025	0.00	N	0	0.00	N	0	0.00	N	0	0.00	N	0	0.00	N	0
07/2025	0.00	N	0	0.00	N	0	0.00	N	0	0.00	N	0	0.00	N	0
06/2025	0.00	N	0	0.00	N	0	0.00	N	0	0.00	N	0	0.00	N	0
05/2025	0.00	N	0	0.00	N	0	0.00	N	0	0.00	N	0	0.00	N	0
04/2025	0.00	N	0	0.00	N	0	0.00	N	0	0.00	N	0	0.00	N	0
03/2025	0.00	N	0	0.00	N	0	0.00	N	0	0.00	N	0	0.00	N	0
02/2025	0.00	N	0	0.00	N	0	0.00	N	0	0.00	N	0	0.00	N	0
01/2025	0.00	N	0	0.00	N	0	0.00	N	0	0.00	N	0	0.00	N	0
12/2024	0.00	N	0	0.00	N	0	0.00	N	0	0.00	N	0	0.00	N	0
11/2024	0.00	N	0	0.00	N	0	0.00	N	0	0.00	N	0	0.00	N	0
10/2024	0.00	N	0	0.00	N	0	0.00	N	0	0.00	N	0	0.00	N	0
09/2024	0.00	N	0	0.00	N	0	0.00	N	0	0.00	N	0	0.00	N	0
08/2024	0.00	N	0	0.00	N	0	0.00	N	0	0.00	N	0	0.00	N	0
07/2024	0.00	N	0	0.00	N	0	0.00	N	0	0.00	N	0	0.00	N	0
06/2024	0.00	N	0	0.00	N	0	0.00	N	0	0.00	N	0	0.00	N	0
05/2024	0.00	N	0	0.00	N	0	0.00	N	0	0.00	N	0	0.00	N	0
04/2024	0.00	N	0	0.00	N	0	0.00	N	0	0.00	N	0	0.00	N	0
03/2024	0.00	N	0	0.00	N	0	0.00	N	0	0.00	N	0	0.00	N	0
02/2024	0.00	N	0	0.00	N	0	0.00	N	0	0.00	N	0	0.00	N	0
01/2024	0.00	N	0	0.00	N	0	0.00	N	0	0.00	N	0	0.00	N	0
12/2023	0.00	N	0	0.00	N	0	0.00	N	0	0.00	N	0	0.00	N	0
11/2023	0.00	N	0	0.00	N	0	0.00	N	0	0.00	N	0	0.00	N	0
10/2023	0.00	N	0	0.00	N	0	0.00	N	0	0.00	N	0	0.00	N	0
09/2023	0.00	N	0	0.00	N	0	0.00	N	0	0.00	N	0	0.00	N	0
08/2023	0.00	N	0	0.00	N	0	0.00	N	0	0.00	N	0	0.00	N	0
07/2023	0.00	N	0	0.00	N	0	0.00	N	0	0.00	N	0	0.00	N	0

\* BASIC Measures are the absolute SMS scores that are compared within each Safety Event Group to determine the BASIC Score percentiles.

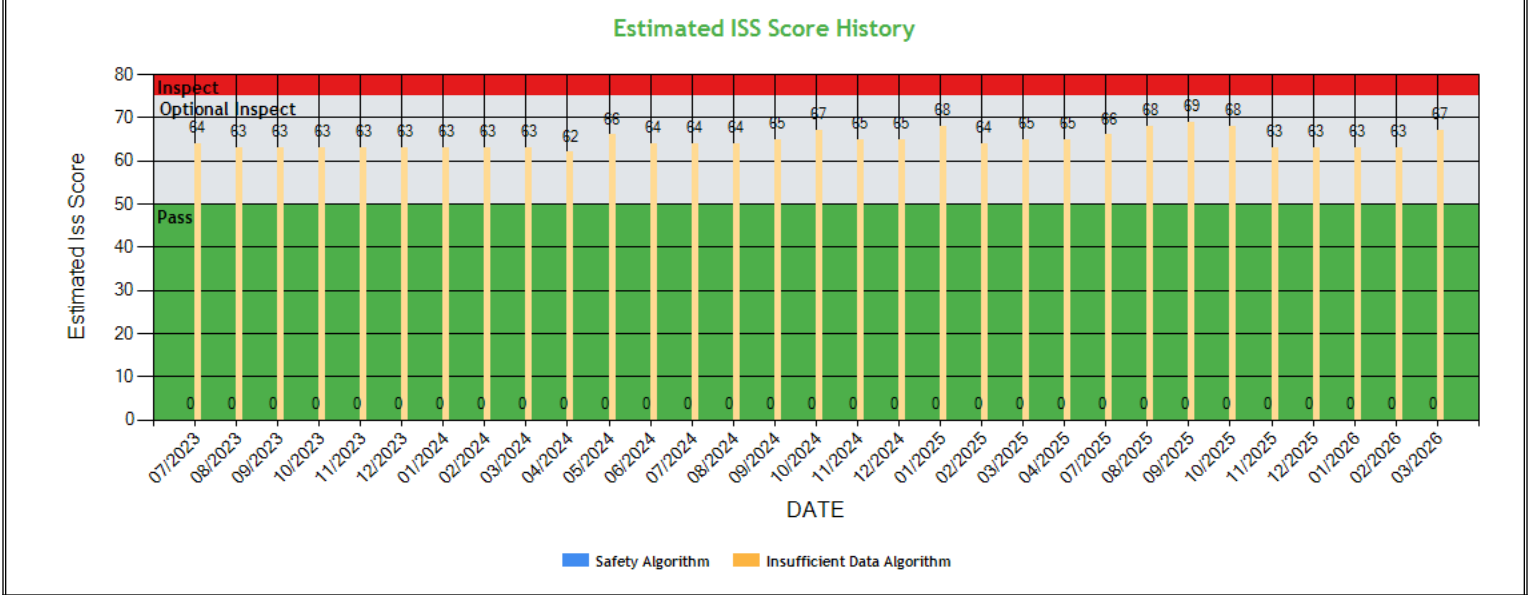
**KPI: BASIC Measures by Fleet Size and Cargo Group ToC**

Fleet Size: 1-5 PUs															
Cargo Group (Companies)	Unsafe Driving		Hours of Service		Driver Fitness		Controlled Substance		Vehicle Maintenance		HM Compliance		Crash		
	Avg.	Comp. to Avg.	Avg.	Comp. to Avg.	Avg.	Comp. to Avg.	Avg.	Comp. to Avg.	Avg.	Comp. to Avg.	Avg.	Comp. to Avg.	Avg.	Comp. to Avg.	
General Freight (483011)	0.75	Better	0.20	Better	0.22	Better	0.01	Better	1.89	Better	0.01	Better	0.06	Better	
ONEMILE LOGISTICS LLC	0.00		0.00		0.00		0.00		0.00		0.00		0.00		



**Estimated ISS Score History - Chart ToC**

**About the Inspection Selection System**





**Estimated ISS Score History - Table ToC**

Date	Estimated ISS Score	Recommendation	Algorithm
03/27/2026	67	Optional Inspect	Insufficient Data Algorithm
02/27/2026	63	Optional Inspect	Insufficient Data Algorithm
01/30/2026	63	Optional Inspect	Insufficient Data Algorithm
12/26/2025	63	Optional Inspect	Insufficient Data Algorithm
11/28/2025	63	Optional Inspect	Insufficient Data Algorithm
10/31/2025	68	Optional Inspect	Insufficient Data Algorithm
09/26/2025	69	Optional Inspect	Insufficient Data Algorithm
08/29/2025	68	Optional Inspect	Insufficient Data Algorithm
07/25/2025	66	Optional Inspect	Insufficient Data Algorithm
06/30/2025	69	Optional Inspect	Insufficient Data Algorithm
05/31/2025	69	Optional Inspect	Insufficient Data Algorithm
04/25/2025	65	Optional Inspect	Insufficient Data Algorithm
03/28/2025	65	Optional Inspect	Insufficient Data Algorithm
02/28/2025	64	Optional Inspect	Insufficient Data Algorithm
01/31/2025	68	Optional Inspect	Insufficient Data Algorithm
12/27/2024	65	Optional Inspect	Insufficient Data Algorithm
11/29/2024	65	Optional Inspect	Insufficient Data Algorithm
10/25/2024	67	Optional Inspect	Insufficient Data Algorithm
09/27/2024	65	Optional Inspect	Insufficient Data Algorithm
08/30/2024	64	Optional Inspect	Insufficient Data Algorithm
07/26/2024	64	Optional Inspect	Insufficient Data Algorithm
06/28/2024	64	Optional Inspect	Insufficient Data Algorithm
05/31/2024	66	Optional Inspect	Insufficient Data Algorithm
04/26/2024	62	Optional Inspect	Insufficient Data Algorithm
03/29/2024	63	Optional Inspect	Insufficient Data Algorithm
02/23/2024	63	Optional Inspect	Insufficient Data Algorithm
01/26/2024	63	Optional Inspect	Insufficient Data Algorithm
12/29/2023	63	Optional Inspect	Insufficient Data Algorithm
11/24/2023	63	Optional Inspect	Insufficient Data Algorithm
10/27/2023	63	Optional Inspect	Insufficient Data Algorithm
09/29/2023	63	Optional Inspect	Insufficient Data Algorithm
08/25/2023	63	Optional Inspect	Insufficient Data Algorithm
07/28/2023	64	Optional Inspect	Insufficient Data Algorithm

**Investigation Results ToC**

No Investigations reported on FMCSA website

**Penalties History ToC**

There is a problem with the Penalties data on FMCSA website.

**Acute Critical Violations (Based on Investigations as per CSA Methodology Appendix A) ToC**

No Data

No red flag violations in the last 24 months



DOT Registration Information: The following information on this specific DOT # is from the Federal DOT (as of Operating Authority)					
DOT Registration: 07/07/2023		Total Power Units: 1	Total Trucks: 1	Total Trailers: 1	Total Passenger Vehicles: 0
Status	Entity Type	Organization Type	Nation	Total Cars	
A	C	-	US	0	
MCS-150 Date	Drivers / CDL Drivers	Op Codes	Shipper Op Codes	Shipper HazMat Op Codes	
01/17/2026	1* / 1				
MCS-150 Mileage (Year)	Latest Review Type	Latest Review Document Number (Date)	Record Update Date	Transports Hazmats	
50,000 (2025)		()	01/17/2026	N	
MCS-151 Mileage	DOT Census Date	Recordable Accident Rate	Preventable Accident Rate	Safety Rating (Date)	
0	07/07/2023	0%	0%	None (None)	
Classification Codes	Cargo Carried (per MCS-150)				
Authorized-For-Hire	General Freight				

DOT MCS-150 History ToC			(as of 01/20/2026 DOT census)						
Census Date	MCS-150 Date	MCS-150 Mileage	VMT Year	Power Units	Drivers	Trailers	Company Rep1	Company Rep2	Email
1/20/2026	1/17/2026	50000	2025	1	1	-	SIMRANJOT DHILLON		ONEMILE22@GMAIL.COM
7/23/2025	7/21/2025	50000	2024	1	1	-	SIMRANJOT DHILLON		ONEMILE22@GMAIL.COM
8/9/2023	7/19/2023	0		1	1	0	SIMRANJOT SINGH DHILLON		ONEMILE22@GMAIL.COM
7/9/2023	7/7/2023	0		1	2	0	SIMRANJOT SINGH DHILLON		ONEMILE22@GMAIL.COM

**Crash Summary Chart ToC Crashes Summary - Chart** (based on all available crash data)  
**No Data**

Crashes Summary - Table (based on all available crash data) ToC										
	TOTAL	Last 6 months	7-12 months	13-18 months	19-24 months	25-30 months	30-36 months	37-41 months	42-48 months	Over 49 months
Total Reportable	0	0	0	0	0	0	0	0	0	0
Fatalities	0	0	0	0	0	0	0	0	0	0
Injuries	0	0	0	0	0	0	0	0	0	0
Tow Away	0	0	0	0	0	0	0	0	0	0
With Citations	0	0	0	0	0	0	0	0	0	0
Federal Recordable	0	0	0	0	0	0	0	0	0	0
Preventable	0	0	0	0	0	0	0	0	0	0
Crash per Pwr Unit	-	0.0%	0.0%	0.0%	0.0%	0.0%	0.0%	0.0%	0.0%	-

Inspection Summary ToC			
The following inspection information is based on results for 24 months prior to: 05/12/2026. Please note that the total inspections number is not necessarily the total of the vehicle, driver and hazmat inspections, as one inspection may have included any combination of the below inspections.			
Overall	Vehicle	Driver	Hazmat
(Please note that the total inspections number is not necessarily the total of the vehicle, driver and hazmat inspections, as one inspection may have included any combination of the below inspections)  Total Inspections: 1 Total Out of Service: 0  Out of Service: 0% National Average: 21.36% Difference: -21.36%	Total Inspections: 1 Total Out of Service: 0  Out of Service: 0.00% National Average: 25.3% Difference: -25.3%	Total Inspections: 1 Total Out of Service: 0  Out of Service: 0.00% National Average: 7% Difference: -7%	Total Inspections: 0 Total Out of Service: 0  Out of Service: 0.00% National Average: 2.17% Difference: -2.17%



<b>KPI: Inspection Viol OOS Rates by Cargo Group ToC</b>								
Cargo Group	OVERALL		VEHICLE		DRIVER		HAZMAT	
	Average	Compared to Average	Average	Compared to Average	Average	Compared to Average	Average	Compared to Average
General Freight	29.81%	Better	25.53%	Better	13.79%	Better	0.17%	Better
ONEMILE LOGISTICS LLC	0%		0%		0%		0%	

<b>FHWA Registration Information: The following data on this Motor Carrier is from the Federal Hwy Administration (as of 7/8/2025)</b>								
Docket Number	DOT Number	Company Name	DBA Name	Address	City	State	Country	ZIP Code
MC1639015	4100041	ONEMILE LOGISTICS LLC		43363 GADSDEN AVE APT 336	LANCASTER	CA	US	93534-1000
Phone Number	Fax Number	Mail Address	Mail City	Mail State	Mail Contry	Mail ZIP Code	Mail Phone Number	Mail Fax Number
(661)-874-7987								
Date of Last Change	Freight	Passenger	Household Goods	Active Authority	Pending Authority	Revocation Pending Authority		
7/8/2025	Y	N	N	/ Common /	/	/		

<b>Insurance Required (as of 07/08/2025) ToC</b>			
Docket Number	Insurance Type	Insurance Required	Insurance on File
MC1639015	BIPD	\$750k	\$750k
MC1639015	Cargo	No	No
MC1639015	Bond	No	No

<b>Active / Pending Insurance (as of 07/08/2025)</b>										
Docket Number	Form	Type	Insurance Carrier	Policy/Surety	Coverage From	Coverage To	Required	On File	Effective Date	Cancel Date
MC1639015	91X	BIPD/Primary	UNITED FINANCIAL CASUALTY COMPANY	CA999458004	\$0k	\$750k	\$750k	\$750k	07/07/2025	-

<b>Insurance History (as of 07/08/2025)</b>									
Docket Number	Form	Type	Insurance Carrier	Policy/Surety	Coverage From	Coverage To	Effective Date From	Effective Date To	
MC1639015	91X	BIPD/Primary	DB INSURANCE CO., LTD (U.S.BRANCH)	CCA-0021375-01	\$0k	\$750k	07/14/2024	07/14/2025	Cancelled
MC1639015	91X	BIPD/Primary	DB INSURANCE CO., LTD (U.S.BRANCH)	CCA-0021375-01	\$0k	\$750k	07/14/2024	07/07/2025	Replaced
MC1639015	91X	BIPD/Primary	DB INSURANCE CO., LTD (U.S.BRANCH)	CCA-0021375-00	\$0k	\$750k	05/06/2024	07/14/2024	Cancelled



FHWA Authorities (as of 07/08/2025) <a href="#">ToC</a>								
Docket#	L&I Name	Active Authority	Inactive Authority	Pending Authority	Revocation Pending Authority	Freight	Passenger	Household Goods
MC1639015	ONEMILE LOGISTICS LLC	Common /				Yes	No	No

Authority History (as of 07/08/2025)				
Docket Number	Sub	Auth Type	Original Action	Disposition
MC1639015		COMMON	INVOLUNTARY REVOCATION 6/17/2025 12:00:00 AM	DISCONTINUED REVOCATION 6/30/2025 12:00:00 AM
MC1639015		COMMON	INVOLUNTARY REVOCATION 6/17/2024 12:00:00 AM	DISCONTINUED REVOCATION 7/10/2024 12:00:00 AM
MC1639015		COMMON	GRANTED 5/23/2024 12:00:00 AM	

**Severe Violations (i.e. those with >= 8 points) - Chart [ToC](#)**

No Data

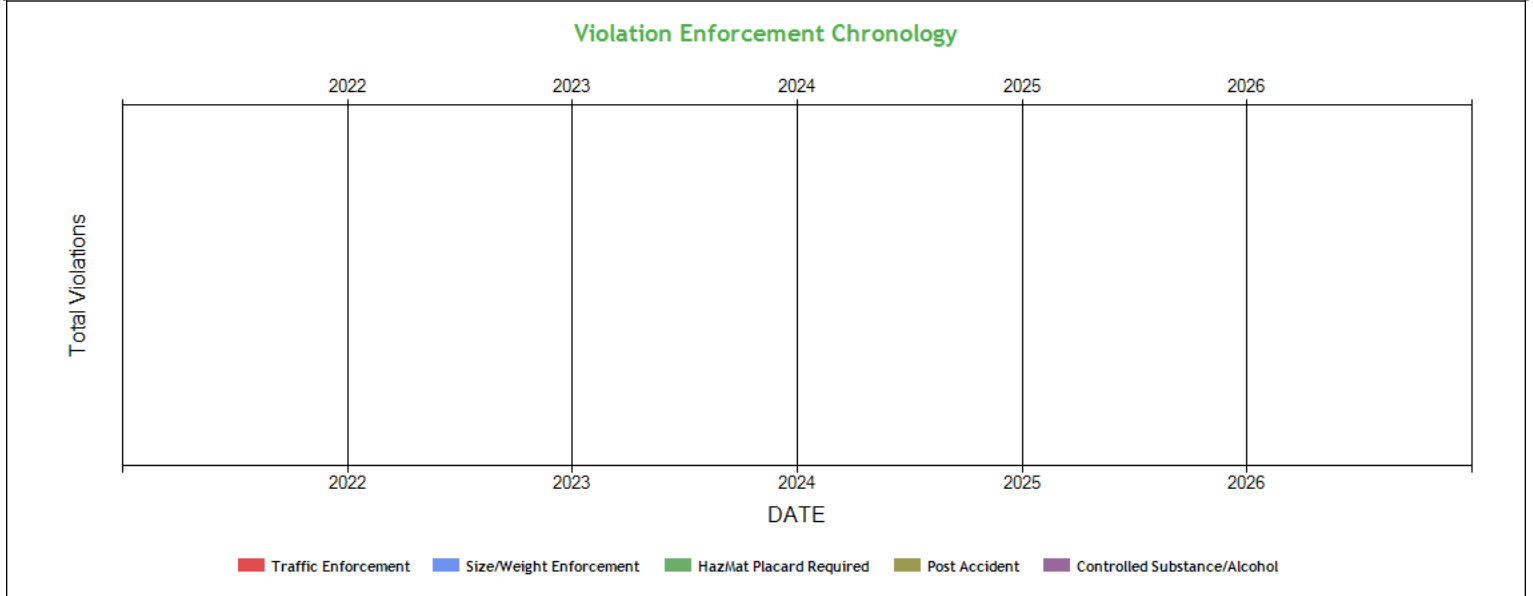
**Severe Violations (i.e. those with >= 8 points) - Table**

No Data

No data for Violation Report [ToC](#)

No data for Violation Summary

**Violation Enforcement Chronology - Chart [ToC](#)**

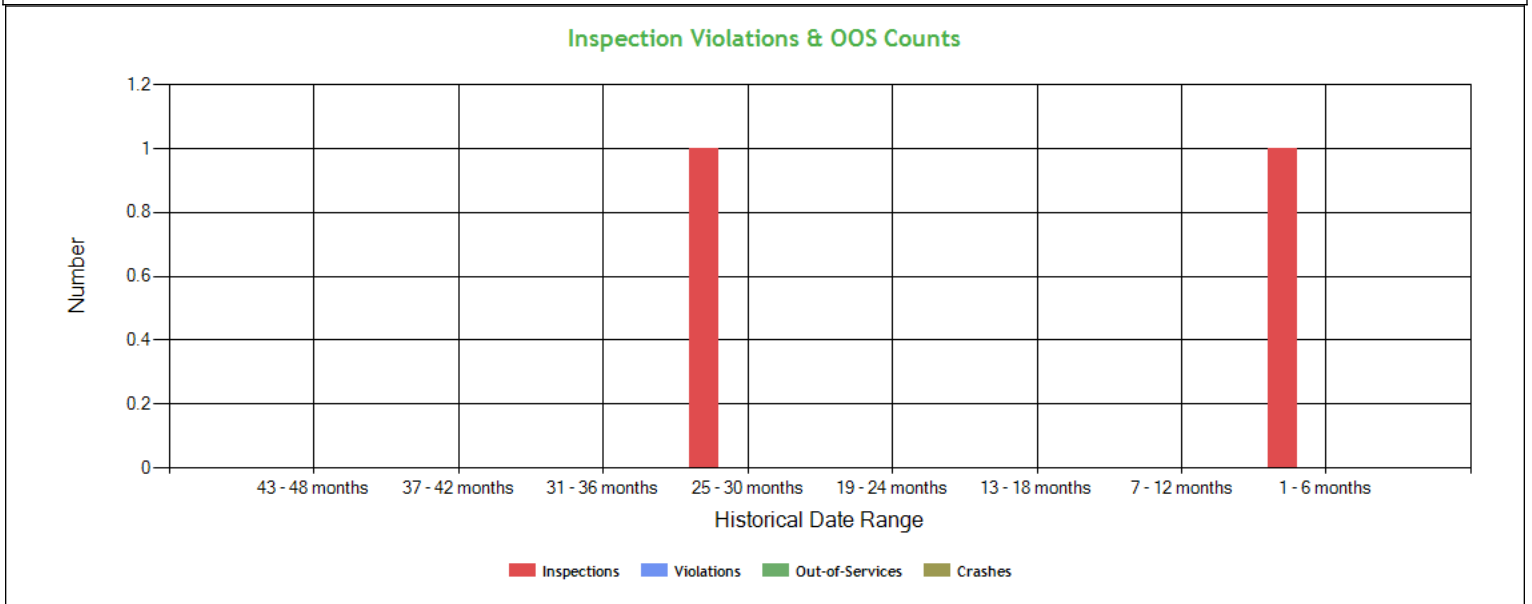




**Violation Enforcement Chronology - Table ToC**

	2022	2023	2024	2025	2026
Traffic Enforcement	0	0	0	0	0
Size/Weight Enforcement	0	0	0	0	0
HazMat Placard Required	0	0	0	0	0
Post Accident	0	0	0	0	0
Controlled Substance/Alcohol	0	0	0	0	0

**Inspection Violations & OOS Counts - Chart ToC**



**Inspection Violations & OOS Counts - Table ToC**

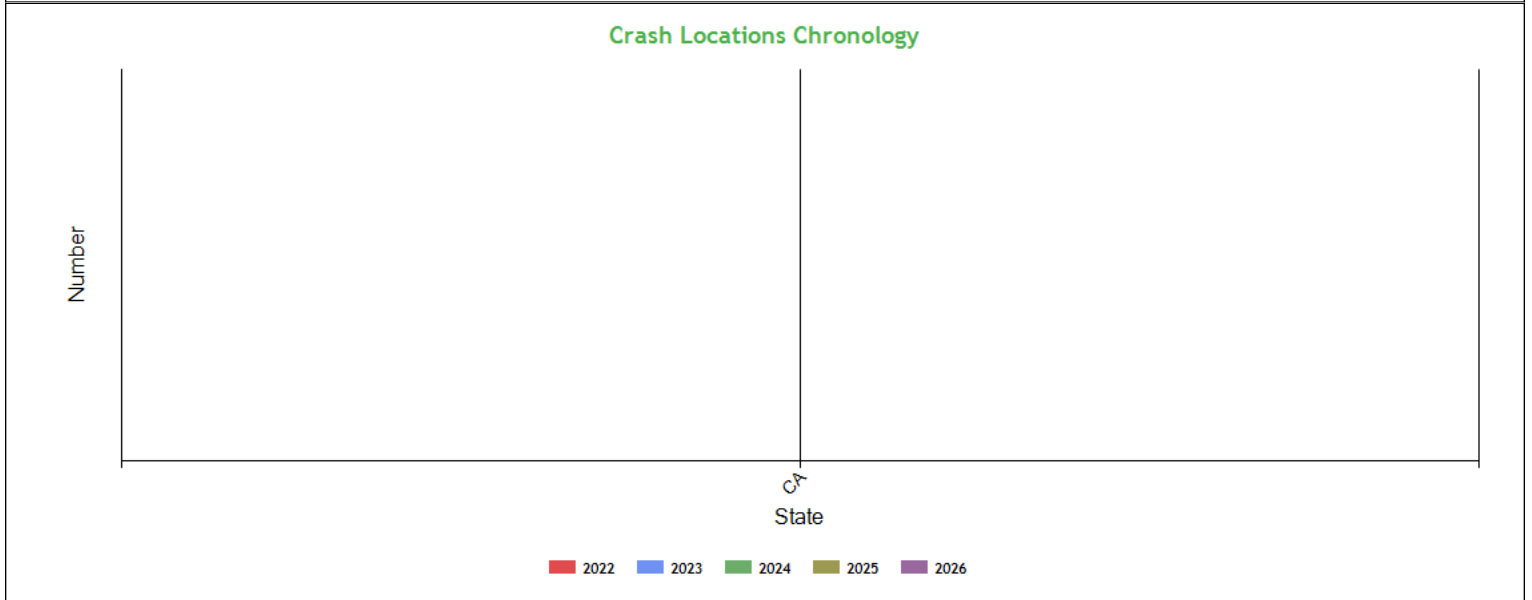
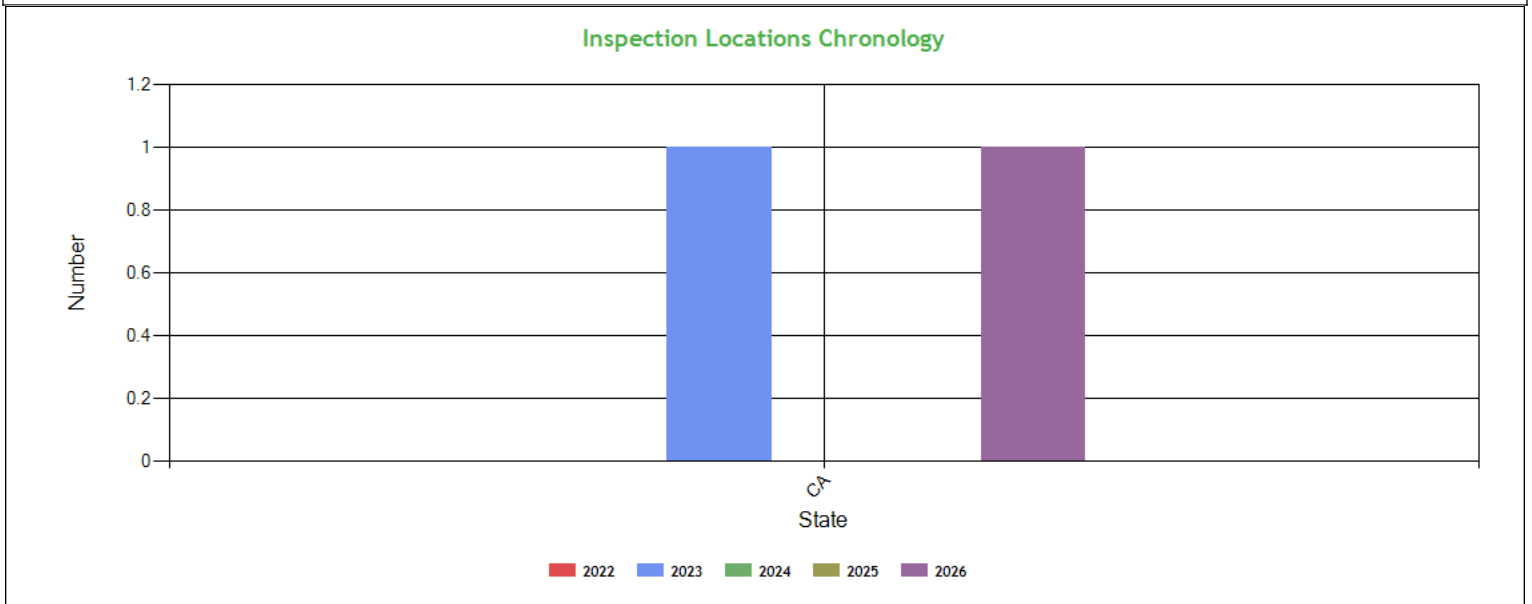
Date Range	Inspections	Violations	Out-of-Services	Crashes
<b>TOTAL</b>	2	0	0	0
1 - 6 months	1	0	0	0
7 - 12 months	0	0	0	0
13 - 18 months	0	0	0	0
19 - 24 months	0	0	0	0
25 - 30 months	1	0	0	0
31 - 36 months	0	0	0	0
37 - 42 months	0	0	0	0
43 - 48 months	0	0	0	0

**Radius of Operation (based on Inspections and Crashes during the past 3 years) ToC**

	Total	Drive between 0 and 50 miles radius	Drive between 51 and 200 miles radius	Drive between 201 and 300 miles radius	Drive between 301 and 400 miles radius	Drive between 401 and 500 miles radius	Drive between 501 and 600 miles radius	Drive beyond 600 miles radius
Power Units (i.e. unique VINs)	1	1	0	0	0	0	0	0
Percent	100%	100%	0%	0%	0%	0%	0%	0%



**Inspection & Crash Locations - Chart ToC**



**Inspection & Crash Locations - Table ToC**

State	Inspections					Violations					Out-of-Services					Crashes				
	2022	2023	2024	2025	2026	2022	2023	2024	2025	2026	2022	2023	2024	2025	2026	2022	2023	2024	2025	2026
TOTAL	0	1	0	0	1	0	0	0	0	0	0	0	0	0	0	0	0	0	0	0
CA	0	1	0	0	1	0	0	0	0	0	0	0	0	0	0	0	0	0	0	0

**Hot Spot Summary ToC**

Year	Month	Level 5	Level 5 %	Level 4	Level 4 %	Level 3	Level 3 %	Level 2	Level 2 %	Level 1	Level 1 %	Level 0	Level 0 %	Levels 1 - 5	Levels 1 - 5 %
2026	March (Partial)	1	100.00%	0	0.00%	0	0.00%	0	0.00%	0	0.00%	0	0.00%	1	100.00%



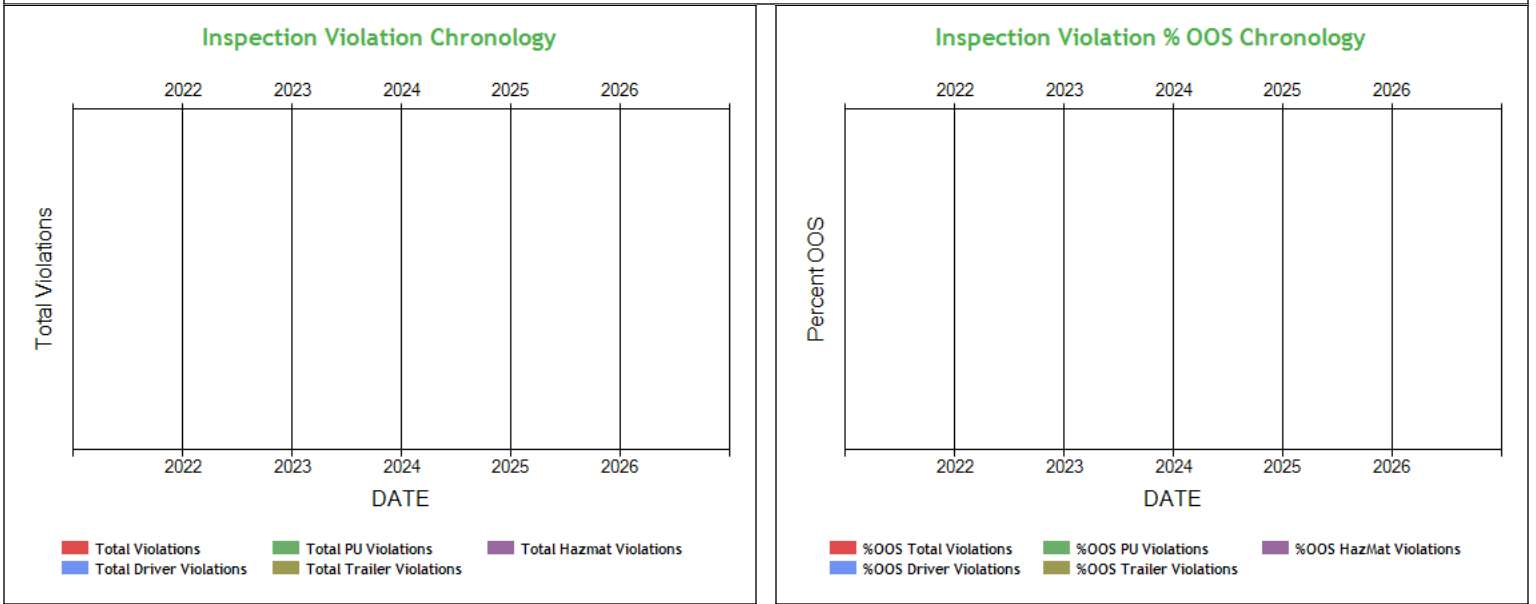
<b>Totals</b>	1	100.00%	0	0.00%	0	0.00%	0	0.00%	0	0.00%	0	0.00%	1	100.00%
---------------	---	---------	---	-------	---	-------	---	-------	---	-------	---	-------	---	---------

**Hot Spot Analysis**

State	County	Level	Count	Percentage
CA	Los Angeles	5	1	100.00%

Report generated using the last 12 full months of inspection data

**Inspection Violation % OOS Chronology - Chart ToC**

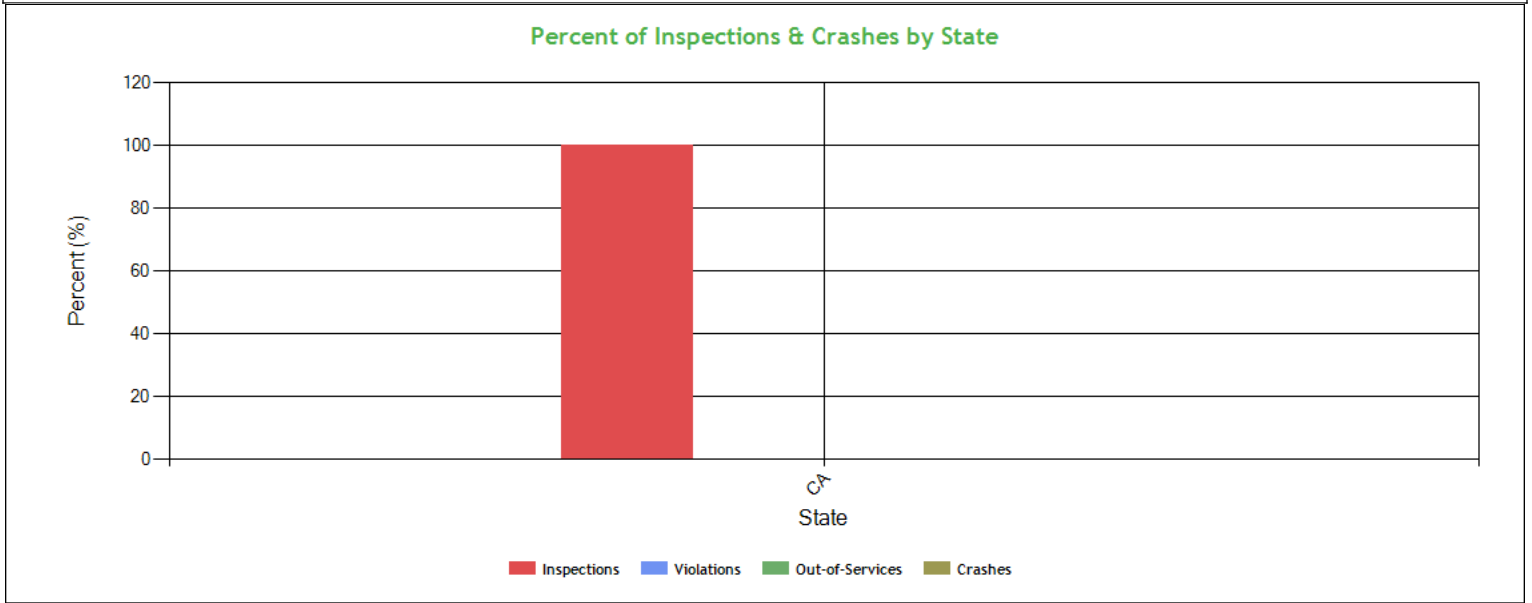


**Inspection Violation % OOS Chronology - Table ToC**

	2022	2023	2024	2025	2026
Total Violations	0	0	0	0	0
Total Out Of Services	0	0	0	0	0
%OOS Total Violations	0	0	0	0	0
Total Driver Violations	0	0	0	0	0
Total Driver Out Of Services	0	0	0	0	0
%OOS Driver Violations	0	0	0	0	0
Total PU Violations	0	0	0	0	0
Total PU Out Of Services	0	0	0	0	0
%OOS PU Violations	0	0	0	0	0
Total Trailer Violations	0	0	0	0	0
Total Trailer Out Of Services	0	0	0	0	0
%OOS Trailer Violations	0	0	0	0	0
Total Hazmat Violations	0	0	0	0	0
Total Hazmat Out Of Services	0	0	0	0	0
%OOS HazMat Violations	0	0	0	0	0



**Percent of Insp & Crash by State - Chart ToC**



**Percent of Insp & Crash by State - Table (based on Inspection data from the last 4 years) ToC**

State	Inspections		Violations		Out-of-Services		Crashes	
	Total	Percent	Total	Percent	Total	Percent	Total	Percent
	2	100	0	100	0	100	0	100
CA	2	100	0	0	0	0	0	0

**VIN Insp Summary by State (based on inspection from the last 2 years) ToC**

VIN	Insp	Viol Pts	Counts in each State	
			CA	
			Insp	Viol Pts
<b>TOTALS</b>	2/ 0*	2/ 0**	2	0
3AKJHHDV1KSJ W8892	2	0	2	0

\*<Total number of inspections for these 1 VIN(s)>/n<Total number of inspections for these 1 state(s)>

\*\*<Total severity sum for these 1 VIN(s)>/n<Total severity sum for these 1 state(s)>

**Violations By Unit Type ToC**

# of Violations: 0 Total Severity: 0



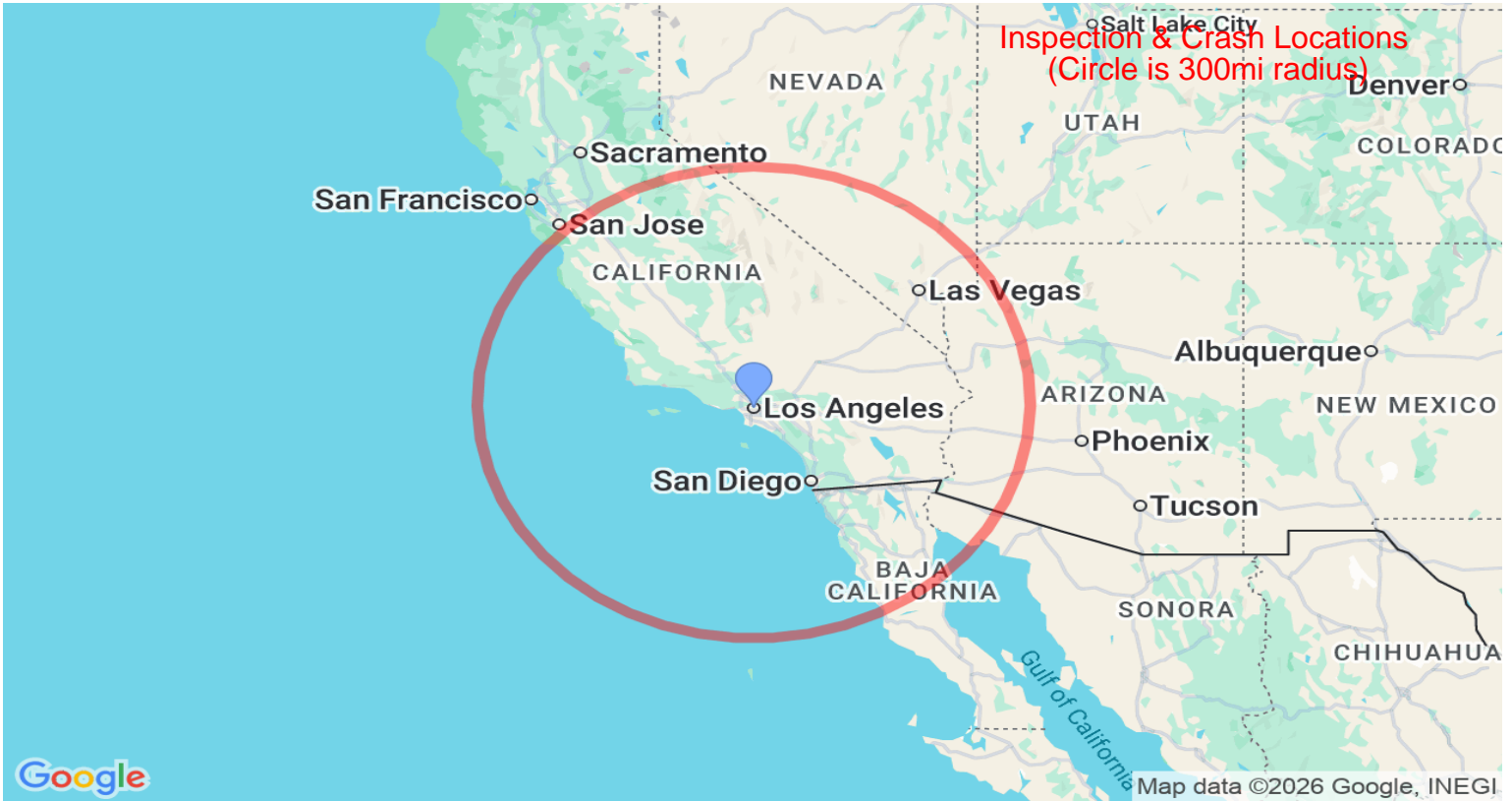
**INSPECTION/CRASH MAP ToC**

PU Inspection

Trailer Inspection

OOS Inspection

Crash



Equipment Ownership ToC Equipment Ownership (based on MCS-150 dated 1/17/2026)					
	Trucks	Tractors	Trailers	Motor Coaches	Vans
Owned	0	1	1	0	0
Term Leased	0	0	0	0	0
Trip Leased	0	0	0	0	0
<b>Total No.</b>	<b>0</b>	<b>1</b>	<b>1</b>	<b>0</b>	<b>0</b>

Equipment Details Power Units ToC									
VIN	Latest Insp Date	Year	Make	Model	Body Class	Body Type	Axles	Len	Fuel Type
3AKJHHDV1KS JW8892	03/24/2026	2019	FREIGHTLINER	New Cascadia 126" Sleepercab	Truck-Tractor	-	-	-	Diesel
<b>No Equipment Details for Trailers</b>									

Vehicle Age ToC				
Year	# Power Units	PU Percentage	# Trailers	Trailres Percentage



2019	1	100.00%	0	0%
Based on 24 months of inspection data, see the live report for more options				

States of Power Unit Registrations <a href="#">ToC</a>	
State	CA
Number of Power Units	1

Equipment Acquisitions - Table <a href="#">ToC</a>						
	Power Units inspected for 1st time in past 12 months	Power Units inspected for 1st time in past 24 months	Power Units inspected during entire date range	Trailers inspected for 1st time in past 12 months	Trailers inspected for 1st time in past 24 months	Trailers inspected during entire date range
Unique VINs	0	0	1	0	0	0
Unique License Plates	0	0	1	0	0	0
License Plate States	0	0	1	0	0	0

Driver Details <a href="#">ToC</a> Driver Details (based on MCS-150 dated 1/17/2026)			
	Within 100 mi	Beyond 100 mi	TOTAL
# Drivers Interstate	0	0	0
# Drivers Intrastate	0	1	1
<b>TOTAL</b>	0	1	/
Avg. # Trip Lease Drivers/Mo: 0 # Drivers Grand Total: 1 # Drivers Commercially Licensed: 1			

Shared VIN Summary <a href="#">ToC</a>
--

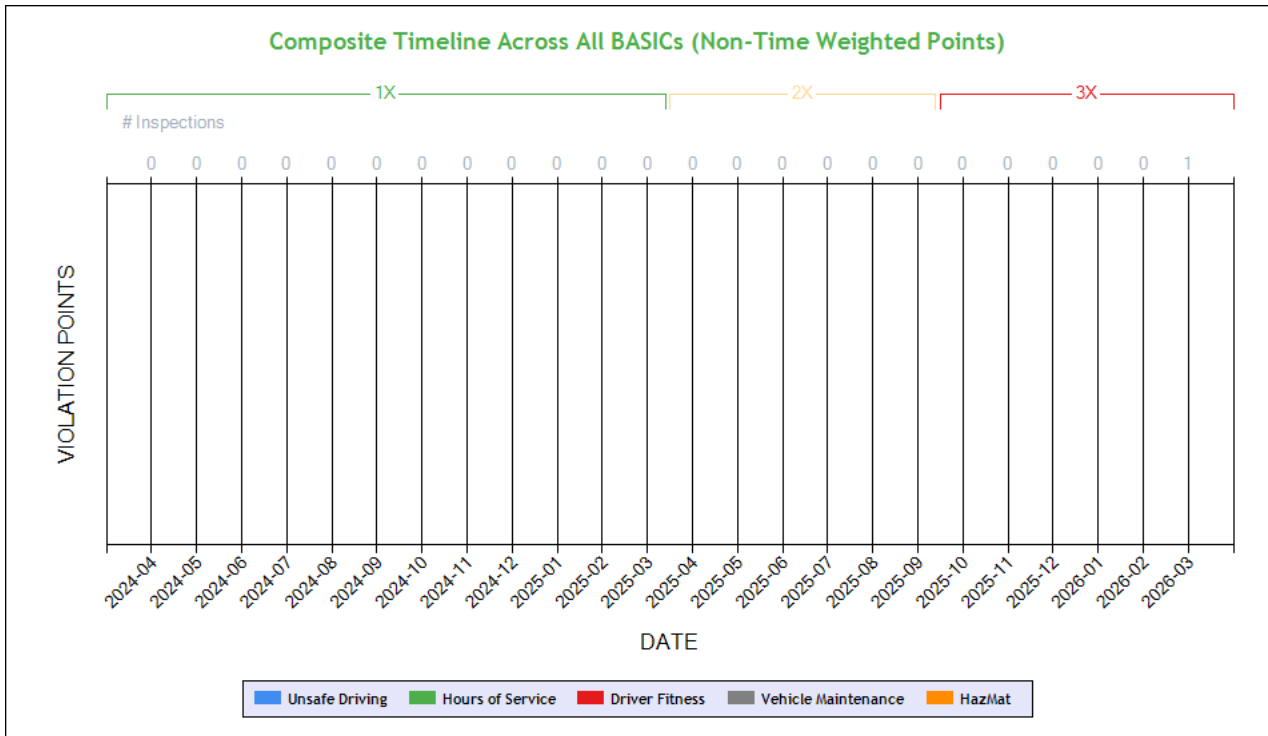
No Data

**SHIPPERS DETAIL [ToC](#) based on Inspection results for the last 4 years**

Shipper Name	Number of Inspections
No Shipper listed	2



**Carrier Underwriting Report Safety Summary ToC**



**Time-Weighted Violation Points - no data available to draw a chart**

**Time-Weighted Violation Points by Vehicle - no data available to draw a chart**

See the Excel file for the complete analysis

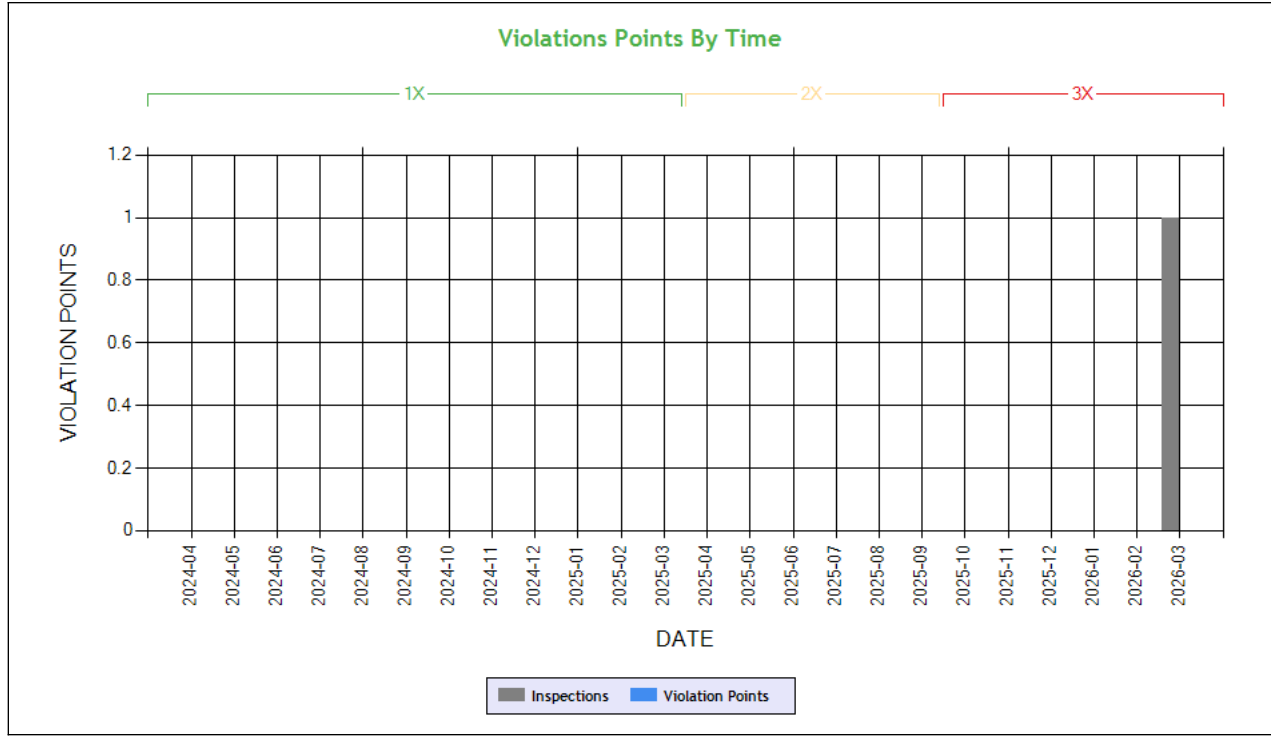
# Violations is in (1-6/7-12/13-24mo)

Shaded = Out Of Service Violation		
Violation Group		
Violation Description	Total Time-weighted Points by VIN	% of Total Time-weighted Points by VIN
Driver Resp		
Total Time-weighted Points		
% Total Time-Wt Pts		



**SAFETY ANALYSIS ToC**

**Unsafe Driving**



**Time-Weighted Violation Points - no data available to draw a chart**

**Time-Weighted Severity Points by Vehicle - no data available to draw a chart**

See the Excel file for the complete analysis

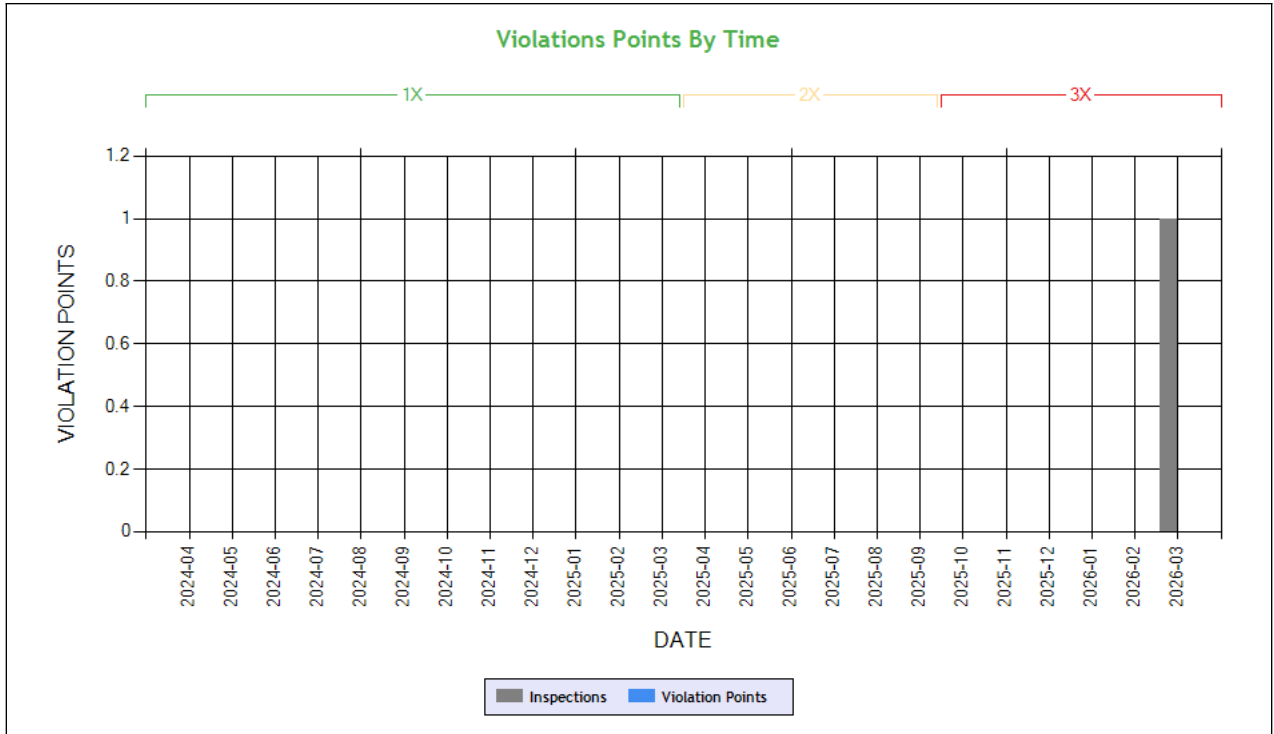
# Violations is in (1-6/7-12/13-24mo)

Shaded = Out Of Service Violation		
Violation Group		
Violation Description	Total Time-weighted Points by VIN	% of Total Time-weighted Points by VIN
Driver Resp		
Total Time-weighted Points		
% Total Time-Wt Pts		

**HOS Compliance**

**Time-Weighted Violation Points - no data available to draw a chart**

**Time-Weighted Severity Points by Vehicle - no data available to draw a chart**



**Carrier Software**  
 1-800-646-5152  
 info@CarrierSoftware.com

**CONFIDENTIAL - Intended for use by Amerigo Insurance Agency - Date: 5/13/2026**  
**ONEMILE LOGISTICS LLC - DOT# 4100041 / MC1639015**

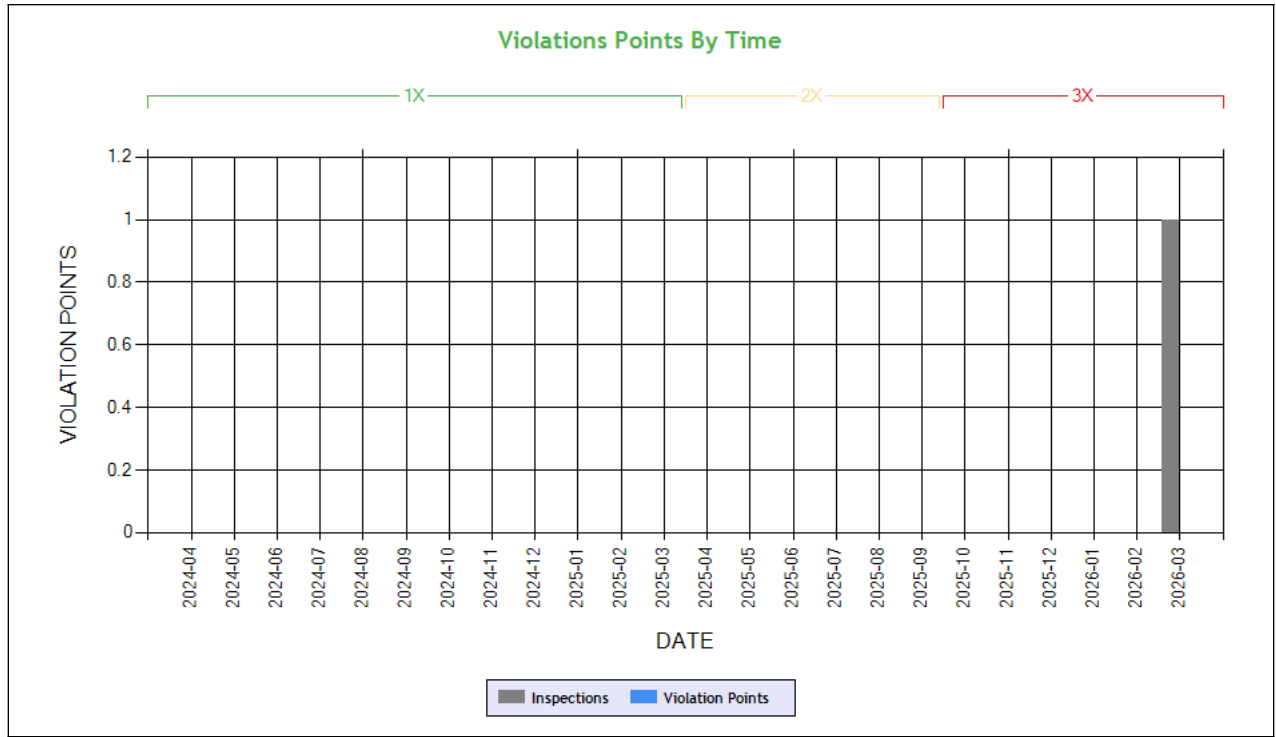
See the Excel file for the complete analysis

# Violations is in (1-6/7-12/13-24mo)

Shaded = Out Of Service Violation		
Violation Group		
Violation Description	Total Time-weighted Points by VIN	% of Total Time-weighted Points by VIN
Driver Resp		
Total Time-weighted Points		
% Total Time-Wt Pts		



**Driver Fitness**



**Time-Weighted Violation Points - no data available to draw a chart**

**Time-Weighted Severity Points by Vehicle - no data available to draw a chart**

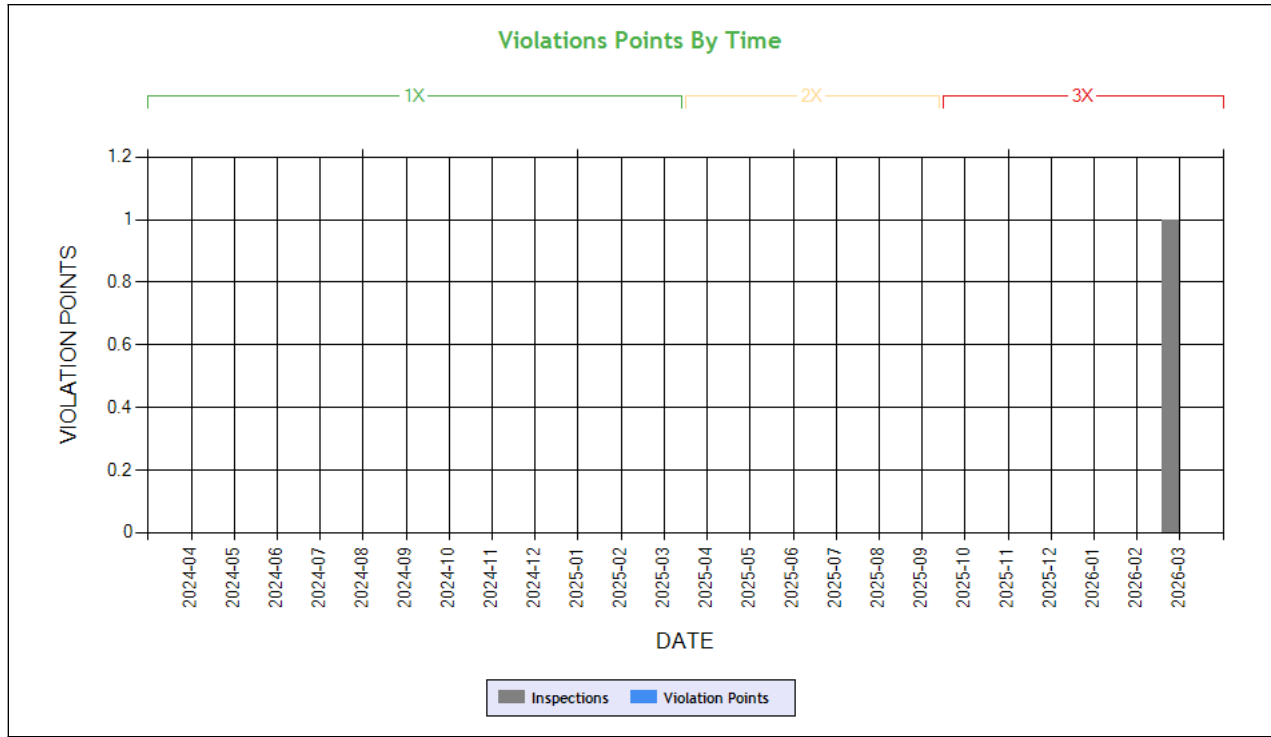
See the Excel file for the complete analysis

# Violations is in (1-6/7-12/13-24mo)

Shaded = Out Of Service Violation		
Violation Group		
Violation Description	Total Time-weighted Points by VIN	% of Total Time-weighted Points by VIN
Driver Resp		
Total Time-weighted Points		
% Total Time-Wt Pts		



**Vehicle Maintenance**



**Time-Weighted Violation Points - no data available to draw a chart**

**Time-Weighted Severity Points by Vehicle - no data available to draw a chart**

See the Excel file for the complete analysis

# Violations is in (1-6/7-12/13-24mo)

Shaded = Out Of Service Violation		
Violation Group		
Violation Description	Total Time-weighted Points by VIN	% of Total Time-weighted Points by VIN
Driver Resp		
Total Time-weighted Points		
% Total Time-Wt Pts		

**COLOR CODED CRASH TABLE ToC**

**No crashes have been reported by the DOT on this Motor Carrier**

**INSPECTIONS WITH SHARED EQUIPMENT:**

**No Data**



LEGEND
Vehicle Information
Inspection for DOT # being analyzed
Inspection for Different DOT #
Crash Information for specific VIN

**INSPECTION DETAILS for ALL Inspections**

PDF shows the first 100 Power Unit & Trailer VINs with most recent inspections using data from the last 4 years

**POWER UNIT Inspections Section**

VIN: 3AKJHHDV1KSJW8892		Unit: Truck Tractor		Year: 2019	Make: FREIGHTLINER		
DOT No: 4100041		Docket No: MC1639015		Name: ONEMILE LOGISTICS LLC		Interstate: No	
Date	Unit License	Unit Lic State	Violation Unit	Violation Description	Severity	OOS	Citation
03/24/2026	9G87459	CA	-	-	-	-	-
10/31/2023	9G87459	CA	-	-	-	-	-
DOT No: 154237		Docket No: MC138308		Name: KLLM TRANSPORT SERVICES LLC		Interstate: Yes	
Date	Unit License	Unit Lic State	Violation Unit	Violation Description	Severity	OOS	Citation
01/03/2023	A472683	MS	-	-	-	-	-
03/30/2021	A472683	MS	-	-	-	-	-

**TRAILER Inspections Section**

VIN: 3AKJHHDV1KSJW8892		Unit: Truck Tractor		Year: 2019	Make: FREIGHTLINER		
DOT No: 4100041		Docket No: MC1639015		Name: ONEMILE LOGISTICS LLC		Interstate: No	
Date	Unit License	Unit Lic State	Violation Unit	Violation Description	Severity	OOS	Citation
03/24/2026	9G87459	CA	-	-	-	-	-
10/31/2023	9G87459	CA	-	-	-	-	-
DOT No: 154237		Docket No: MC138308		Name: KLLM TRANSPORT SERVICES LLC		Interstate: Yes	
Date	Unit License	Unit Lic State	Violation Unit	Violation Description	Severity	OOS	Citation
01/03/2023	A472683	MS	-	-	-	-	-
03/30/2021	A472683	MS	-	-	-	-	-

**Inspection Summary By Month (based on inspections from the last 4 years) ToC**

Year-Month	Number of Inspections	Number of Power Units	Total Violations	Total OOS Inspections	Total Severity Points	Number of Crashes
2026-03	1	1	0	0	0	0
2023-10	1	1	0	0	0	0

Note: The most recent month's counts may not include all the inspections for that month.

No data for Inspection Summary By Month



Inspection History <span style="float:right">ToC</span>						
Inspection Date	Report Number	Report State	PU VIN	TR VIN	Severity Weight	Time Weight
03/24/2026	UET4000927	CA	3AKJHHDV1KSJW8892 - Truck Tractor			3
10/31/2023	UDA9003426	CA	3AKJHHDV1KSJW8892 - Truck Tractor			0

Only the first 20 inspections are shown. See the live report for more data.

Crash Hot Spots <span style="float:right">ToC</span>					
State	Level 1 (lowest crash frequency)	Level 2	Level 3	Level 4	Level 5 (highest crash frequency)
California	1	0	0	0	0
<b>Total</b>	<b>1</b>	<b>0</b>	<b>0</b>	<b>0</b>	<b>0</b>

**Company Level: 1**

Equipment and Driver Details <span style="float:right">ToC</span>						
MCS-150 Date	Equipment (Owned/Leased/Trip)			Driver Details		
	Tractors	Straight Trucks	Trailers	CDL's	Interstate	Intrastate
01/17/2026	1/0/0	0/0/0	1/0/0	1	0	1
07/21/2025	1/0/0	0/0/0	1/0/0	1	0	1
05/02/2024	1/0/0	0/0/0	1/0/0	1	0	1
01/22/2024	1/0/0	0/0/0	1/0/0	1	0	1
01/06/2024	1/0/0	0/0/0	1/0/0	1	0	1
11/23/2023	1/0/0	0/0/0	1/0/0	1	0	1
07/19/2023	1/0/0	0/0/0	0/0/0	1	0	1
07/07/2023	0/0/0	1/0/0	0/0/0	1	0	2

Chameleon Type 1 - Chameleon issues highlighted in RED <span style="float:right">ToC</span>										
DOT	Legal Name	MCS-150 Date	Physical Address	Mailing Address	Company Rep 1	Company Rep 2	Phone	Fax	Cell Phone	Email
10632420	ONEMILE LOGISTICS LLC		, , CA,	, , CA,			(661)-874-7987			

**No data for Chameleon Type 2**