



Table of Contents

1. Overview	2. BASIC Scores History
3. BASIC Measures	4. KPI: BASIC Measures by Cargo Group
5. Estimated ISS Score	6. Investigation Results
7. Penalties History	8. Acute Critical Violations
9. Red Flag Violation Details	10. DOT Registration Information
11. DOT MCS-150 History	12. Crash Summary
13. Inspection Summary	14. KPI: Inspection Viol OOS Rates by Cargo Group
15. FHWA Registration Information	16. FHWA Insurance Information
17. FHWA Authorities	18. Severe Violations
19. Violation Report	20. Violation Summary
21. Violation Enforcement Chronology	22. Inspection Violations & OOS Counts
23. Radius Of Operation	24. Inspection & Crash Locations
25. Cargo Hot Spots	26. Inspection Violations & OOS Chronology
27. Percent of Insp & Crash by State	28. VIN Insp Summary by State
29. Violations By Unit Type	30. Equipment Ownership
31. Equipment Details	32. Vehicle Age
33. States of Power Unit Registrations	34. Equipment Acquisitions
35. Driver Details	36. Shared VIN Summary
37. Shipper Table	38. Safety Summary
39. Safety Details	40. Crash Detail Color Coded PDF
41. Inspections with Shared Equipment	42. Inspection Tabular Details
43. Inspection Summary By Month	44. VIN Inspection Violation Details
45. Inspection History	46. Crash Hot Spots
47. DOT MCS-150 History Equipment and Driver Details	48. Chameleon



Business Address

5715 GOLD COAST CT
BAKERSFIELD, CA
93313

Contact Info

(510)-990-4008
GRCFREIGHT27@GMAIL.COM

FHWA Address

5715 GOLD COAST CT
BAKERSFIELD, CA, 93313
Phone: (510)-990-4008

Mailing Address

5715 GOLD COAST CT
BAKERSFIELD, CA
93313-5947

Overview ToC

Operating Status: AUTHORIZED FOR Property
3 other companies viewed this DOT in the past two months
Crash/PU ratio: 0.0%
Clean Inspection ratio: 16.67%

Estimated BASIC Scores (as of 10/31/2025)

	Unsafe Driving	Hours of Service	Driver Fitness	Controlled Sub. and Alcohol	Vehicle Maintenance	HM Compliance	Crash
Relative Scores	0% ⬇	0% ⬇	0% ⬆	0% ○	0% ⬇	0% ○	0% ○
Alert Status	No	No	No	No	No	No	No



Estimated Inspection Selection System (ISS) Score: 40
Category: Pass

BASIC Scores History - Unsafe Driving ToC

There are no Scores for this BASIC

BASIC Scores History - Hours of Service ToC

There are no Scores for this BASIC

BASIC Scores History - Driver Fitness ToC

There are no Scores for this BASIC

BASIC Scores History - Controlled Substance ToC

There are no Scores for this BASIC



BASIC Scores History - Vehicle Maintenance ToC

There are no Scores for this BASIC

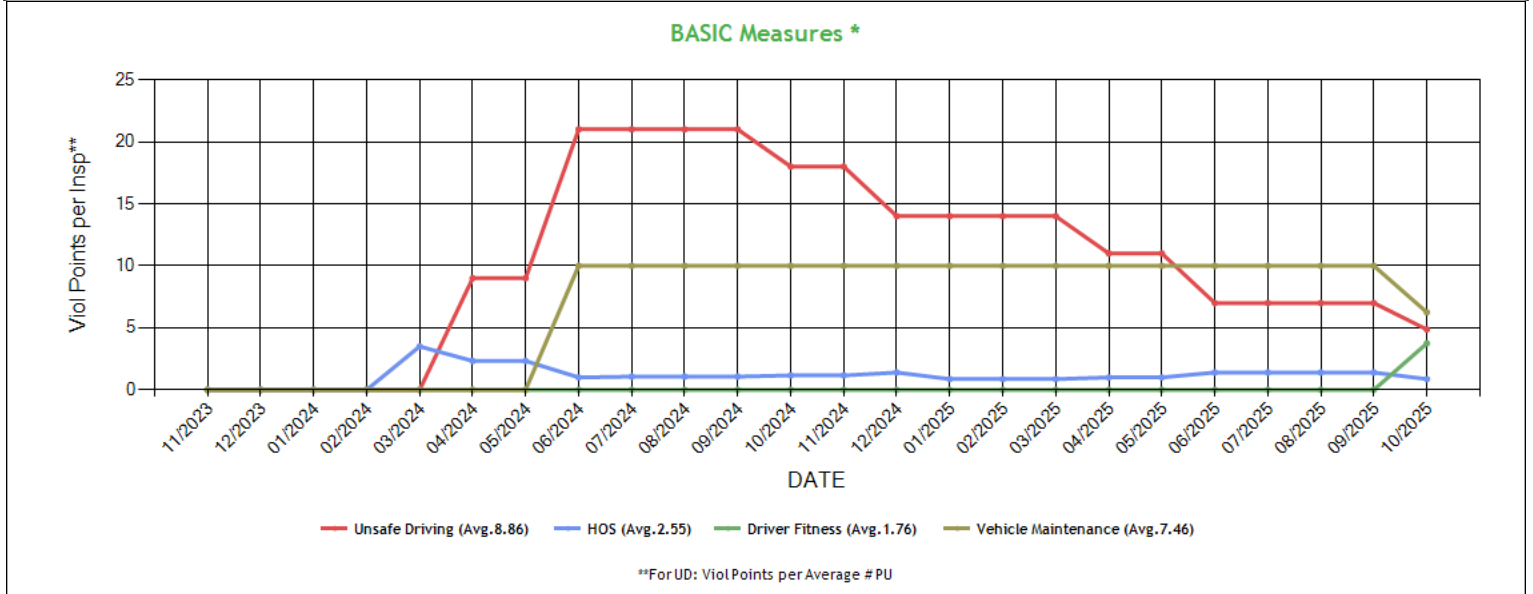
BASIC Scores History - Crash ToC

There are no Scores for this BASIC

BASIC Scores History - Hazmat ToC

There are no Scores for this BASIC

BASIC Measures: Violation Points per Inspection Trends ToC



* BASIC Measures are the absolute SMS scores that are compared within each Safety Event Group to determine the BASIC Score percentiles. Averages based on fleets with 1-5 power units.



BASIC Measures * - Table ToC

UD-Unsafe Driving, HOS-Hours of Service, DF-Driver Fitness, CS-Controlled Substances, VM-Vehicle Maintenance

Date	UD Measure	UD AC	UD with Viol	HOS Measure	HOS AC	HOS with Viol	DF Measure	DF AC	DF with Viol	CS Measure	CS AC	CS with Viol	VM Measure	VM AC	VM with Viol
10/2025	4.87	N	2	0.87	N	1	3.75	N	1	0.00	N	0	6.25	N	2
09/2025	7.00	N	2	1.40	N	1	0.00	N	0	0.00	N	0	10.00	N	1
08/2025	7.00	N	2	1.40	N	1	0.00	N	0	0.00	N	0	10.00	N	1
07/2025	7.00	N	2	1.40	N	1	0.00	N	0	0.00	N	0	10.00	N	1
06/2025	7.00	N	2	1.40	N	1	0.00	N	0	0.00	N	0	10.00	N	1
05/2025	11.00	N	2	1.00	N	1	0.00	N	0	0.00	N	0	10.00	N	1
04/2025	11.00	N	2	1.00	N	1	0.00	N	0	0.00	N	0	10.00	N	1
03/2025	14.00	N	2	0.87	N	1	0.00	N	0	0.00	N	0	10.00	N	1
02/2025	14.00	N	2	0.87	N	1	0.00	N	0	0.00	N	0	10.00	N	1
01/2025	14.00	N	2	0.87	N	1	0.00	N	0	0.00	N	0	10.00	N	1
12/2024	14.00	N	2	1.40	N	1	0.00	N	0	0.00	N	0	10.00	N	1
11/2024	18.00	N	2	1.16	N	1	0.00	N	0	0.00	N	0	10.00	N	1
10/2024	18.00	N	2	1.16	N	1	0.00	N	0	0.00	N	0	10.00	N	1
09/2024	21.00	N	2	1.07	N	1	0.00	N	0	0.00	N	0	10.00	N	1
08/2024	21.00	N	2	1.07	N	1	0.00	N	0	0.00	N	0	10.00	N	1
07/2024	21.00	N	2	1.07	N	1	0.00	N	0	0.00	N	0	10.00	N	1
06/2024	21.00	N	2	1.00	N	1	0.00	N	0	0.00	N	0	10.00	N	1
05/2024	9.00	N	1	2.33	N	1	0.00	N	0	0.00	N	0	0.00	N	0
04/2024	9.00	N	1	2.33	N	1	0.00	N	0	0.00	N	0	0.00	N	0
03/2024	0.00	N	0	3.50	N	1	0.00	N	0	0.00	N	0	0.00	N	0
02/2024	0.00	N	0	0.00	N	0	0.00	N	0	0.00	N	0	0.00	N	0
01/2024	0.00	N	0	0.00	N	0	0.00	N	0	0.00	N	0	0.00	N	0
12/2023	0.00	N	0	0.00	N	0	0.00	N	0	0.00	N	0	0.00	N	0
11/2023	0.00	N	0	0.00	N	0	0.00	N	0	0.00	N	0	0.00	N	0

* BASIC Measures are the absolute SMS scores that are compared within each Safety Event Group to determine the BASIC Score percentiles.

KPI: BASIC Measures by Fleet Size and Cargo Group ToC

Fleet Size: 1-5 PUs

Cargo Group (Companies)	Unsafe Driving		Hours of Service		Driver Fitness		Controlled Substance		Vehicle Maintenance		HM Compliance		Crash	
	Avg.	Comp. to Avg.	Avg.	Comp. to Avg.	Avg.	Comp. to Avg.	Avg.	Comp. to Avg.	Avg.	Comp. to Avg.	Avg.	Comp. to Avg.	Avg.	Comp. to Avg.
General Freight (490400)	0.79	Worse	0.21	Worse	0.21	Worse	0.01	Better	1.88	Worse	0.01	Better	0.06	Better
Refrigerated (62278)	1.50	Worse	0.52	Worse	0.17	Worse	0.02	Better	2.63	Worse	0.01	Better	0.10	Better
GRC INC	4.87		0.87		3.75		0.00		6.25		0.00		0.00	

Estimated ISS Score: 40 Pass ToC About the Inspection Selection System



Estimated ISS Score History - Table ToC

Date	Estimated ISS Score	Recommendation	Algorithm
10/31/2025	40	Pass	Safety Algorithm
09/26/2025	17	Pass	Safety Algorithm
08/29/2025	17	Pass	Safety Algorithm
07/25/2025	2	Pass	Safety Algorithm
06/30/2025	2	Pass	Safety Algorithm
05/31/2025	1	Pass	Safety Algorithm
04/25/2025	2	Pass	Safety Algorithm
03/28/2025	1	Pass	Safety Algorithm
02/28/2025	1	Pass	Safety Algorithm
01/31/2025	1	Pass	Safety Algorithm
12/27/2024	1	Pass	Safety Algorithm
11/29/2024	1	Pass	Safety Algorithm
10/25/2024	1	Pass	Safety Algorithm
09/27/2024	1	Pass	Safety Algorithm
08/30/2024	1	Pass	Safety Algorithm
07/26/2024	1	Pass	Safety Algorithm
06/28/2024	1	Pass	Safety Algorithm
05/31/2024	2	Pass	Safety Algorithm
04/26/2024	2	Pass	Safety Algorithm
02/23/2024	68	Optional Inspect	Insufficient Data Algorithm
01/26/2024	68	Optional Inspect	Insufficient Data Algorithm
12/29/2023	64	Optional Inspect	Insufficient Data Algorithm
11/24/2023	64	Optional Inspect	Insufficient Data Algorithm

Investigation Results ToC

No Investigations reported on FMCSA website

Penalties History ToC

There is a problem with the Penalties data on FMCSA website.

Acute Critical Violations (Based on Investigations as per CSA Methodology Appendix A) ToC

No Data

Red Flag Violation Details ToC

Date	State	VIN	BASIC	Viol. Code	Description	Severity
10/27/2025	AZ	3HSDZTZR9LN320351	Driver Fitness	383.23A2LCDLN	LICENSE (CDL) - OPERATE A CMV AND DOES NOT POSSESS A VALID CDL.	8

*Table generated using two years of inspection data



DOT Registration Information: The following information on this specific DOT # is from the Federal DOT (as of Operating Authority

DOT Registration: 11/07/2023		Total Power Units: 1		Total Trucks: 1		Total Trailers: 1		Total Passenger Vehicles: 0	
Status	Entity Type	Organization Type	Nation		Total Cars		Drivers / CDL Drivers		
A	C	-	US		0		2* / 2		
MCS-150 Date	Op Codes	Shipper Op Codes	Shipper HazMat Op Codes		Latest Review Type		Latest Review Document Number(Date)		
11/27/2025	A						()		
MCS-150 Mileage (Year)	Record Update Date	Transports Hazmats	DOT Census Date		Recordable Accident Rate		Preventable Accident Rate		
138,000 (2024)	11/27/2025	N	11/07/2023		0%		0%		
MCS-151 Mileage	Safety Rating (Date)	SEA Accident	SEA Driver		SEA Vehicle		SEA Management		
0	None (None)	0%	0%		0%		0%		
Classification Codes		Cargo Carried (per MCS-150)							
Authorized-For-Hire		General Freight, Refrigerated foods							

DOT MCS-150 History ToC			(as of 10/17/2025 DOT census)						
Census Date	MCS-150 Date	MCS-150 Mileage	VMT Year	Power Units	Drivers	Trailers	Company Rep1	Company Rep2	Email
10/17/2025	10/9/2025	138000	2024	1	2	-	SUKHDEEP SINGH SANDHU		GRCFREIGHT27@GMAIL.COM

Crash Summary Chart **ToCCrashes Summary - Chart** (based on all available crash data)

No Data

Crashes Summary - Table (based on all available crash data) ToC											
	TOTAL	Last 6 months	7-12 months	13-18 months	19-24 months	25-30 months	30-36 months	37-41 months	42-48 months	Over 49 months	
Total Reportable	0	0	0	0	0	0	0	0	0	0	
Fatalities	0	0	0	0	0	0	0	0	0	0	
Injuries	0	0	0	0	0	0	0	0	0	0	
Tow Away	0	0	0	0	0	0	0	0	0	0	
With Citations	0	0	0	0	0	0	0	0	0	0	
Federal Recordable	0	0	0	0	0	0	0	0	0	0	
Preventable	0	0	0	0	0	0	0	0	0	0	
Crash per Pwr Unit	-	0.0%	0.0%	0.0%	0.0%	0.0%	0.0%	0.0%	0.0%	0.0%	-

Inspection Summary ToC			
The following inspection information is based on results for 24 months prior to: 12/01/2025. Please note that the total inspections number is not necessarily the total of the vehicle, driver and hazmat inspections, as one inspection may have included any combination of the below inspections.			
Overall	Vehicle	Driver	Hazmat
(Please note that the total inspections number is not necessarily the total of the vehicle, driver and hazmat inspections, as one inspection may have included any combination of the below inspections) Total Inspections: 6 Total Out of Service: 2 Out of Service: 33.33% National Average: 21.07% Difference: 12.26%	Total Inspections: 2 Total Out of Service: 0 Out of Service: 0.00% National Average: 25.16% Difference: -25.16%	Total Inspections: 6 Total Out of Service: 2 Out of Service: 33.33% National Average: 6.78% Difference: 26.55%	Total Inspections: 0 Total Out of Service: 0 Out of Service: 0.00% National Average: 2.1% Difference: -2.1%



KPI: Inspection Viol OOS Rates by Cargo Group ToC

Cargo Group	OVERALL		VEHICLE		DRIVER		HAZMAT	
	Average	Compared to Average	Average	Compared to Average	Average	Compared to Average	Average	Compared to Average
General Freight	29.47%	Worse	25.37%	Better	13.41%	Worse	0.14%	Better
Refrigerated	23.15%	Worse	21.31%	Better	10.42%	Worse	0.09%	Better
GRC INC	33.33%		0%		33.33%		0%	

FHWA Registration Information: The following data on this Motor Carrier is from the Federal Hwy Administration (as of 11/18/2025)

Docket Number	DOT Number	Company Name	DBA Name	Address	City	State	Country	ZIP Code
MC1595440	4154462	GRC INC		5715 GOLD COAST CT	BAKERSFIELD	CA	US	93313
Phone Number	Fax Number	Mail Address	Mail City	Mail State	Mail Contry	Mail ZIP Code	Mail Phone Number	Mail Fax Number
(510)-990-4008		5715 GOLD COAST CT	BAKERSFIELD	CA	US	93313-5947		
Date of Last Change	Freight	Passenger	Household Goods	Active Authority	Pending Authority	Revocation Pending Authority		
11/18/2025	Y	N	N	/ Common /	/	/ Common /		

Insurance Required (as of 11/18/2025) ToC

Docket Number	Insurance Type	Insurance Required	Insurance on File
MC1595440	BIPD	\$750k	\$750k
MC1595440	Cargo	No	No
MC1595440	Bond	No	No

Active / Pending Insurance (as of 11/18/2025)

Docket Number	Form	Type	Insurance Carrier	Policy/Surety	Coverage From	Coverage To	Required	On File	Effective Date	Cancel Date
MC1595440	91X	BIPD/Primary	SUTTON SPECIALTY INSURANCE CO	WHI01000002711-01	\$0k	\$750k	\$750k	\$750k	07/18/2025	12/13/2025

Insurance History (as of 11/18/2025)

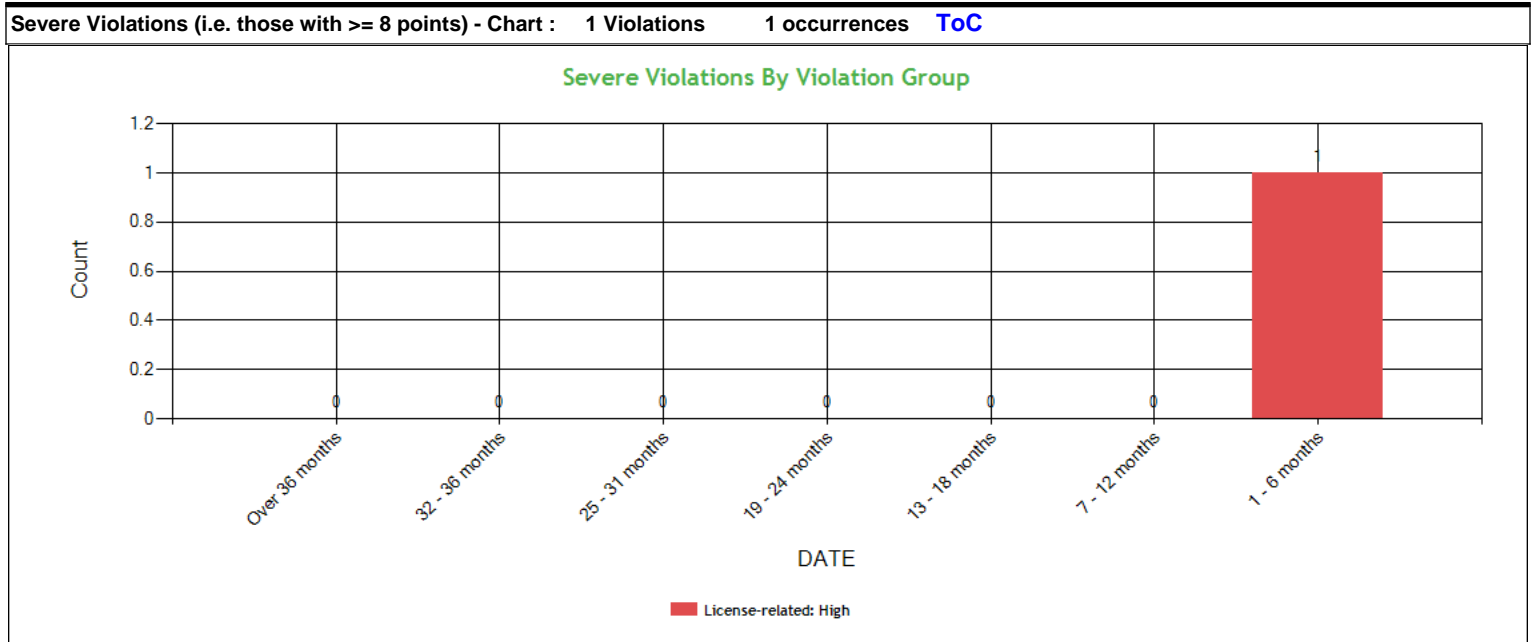
Docket Number	Form	Type	Insurance Carrier	Policy/Surety	Coverage From	Coverage To	Effective Date From	Effective Date To
MC1595440	91X	BIPD/Primary	SUTTON SPECIALTY INSURANCE CO	WHI01000002711-01	\$0k	\$750k	12/13/2024	08/15/2025 Cancelled
MC1595440	91X	BIPD/Primary	SUTTON SPECIALTY INSURANCE CO	WHI01000002711-01	\$0k	\$750k	12/13/2024	07/18/2025 Replaced
MC1595440	91X	BIPD/Primary	SUTTON SPECIALTY INSURANCE CO	WHI01000002711-00	\$0k	\$750k	12/13/2023	12/13/2024 Cancelled

FHWA Authorities (as of 11/18/2025) ToC

Docket#	L&I Name	Active Authority	Inactive Authority	Pending Authority	Revocation Pending Authority	Freight	Passenger	Household Goods
MC1595440	GRC INC	Common /			Common /	Yes	No	No



Authority History (as of 11/18/2025)				
Docket Number	Sub	Auth Type	Original Action	Disposition
MC1595440		COMMON	INVOLUNTARY REVOCATION 11/18/2024 12:00:00 AM	DISCONTINUED REVOCATION 12/16/2024 12:00:00 AM
MC1595440		COMMON	GRANTED 12/19/2023 12:00:00 AM	



Severe Violations (i.e. those with >= 8 points) - Table : 1 Violations1 occurrencesToC												
Code	Description	Category	BASIC Weight	Total count	Last 6 month s	7-12 month s	13-18 month s	19-24 month s	25-31 month s	32-36 month s	Over 36 month s	
383.23A2LCDLN	LICENSE (CDL) - OPERATE A CMV AND DOES NOT POSSESS A VALID CDL.	License-related: High	8	1	1	0	0	0	0	0	0	



Violation Report ToC

Inspection Date	Inspection State	BASIC	Violation Description	OOS	VIN	Severity Points
10/27/2025	AZ	Vehicle Maintenance	393.11BCSURR - CONSPICUITY SYSTEMS - TRAILERS UPPER REAR RETRO REFLECTIVE SHEETING INADEQUATE ON VEHICLE MANUFACTURED ON OR AFTER DECEMBER 1 1993.	No	1UYVS25387U013727	3
10/27/2025	AZ	Vehicle Maintenance	393.88 - Improperly located television receiver	No	3HSDZTZR9LN320351	2
10/27/2025	AZ	Driver Fitness	383.23A2LCDLN - LICENSE (CDL) - OPERATE A CMV AND DOES NOT POSSESS A VALID CDL.	Yes	3HSDZTZR9LN320351	8
06/26/2024	OK	Vehicle Maintenance	393.9A - Inoperative required lamps	No	3HSDZTZR9LN320351	2
06/26/2024	OK	Vehicle Maintenance	393.45B2 - Failing to secure brake hose/tubing against mechanical damage	No	3HSDZTZR9LN320351	4
06/24/2024	CA	Unsafe Driving	392.2SLLS2 - State/Local Laws - Speeding 6-10 miles per hour over the speed limit	No	3HSDZTZR9LN320351	4
04/17/2024	CA	Unsafe Driving	392.2LV - Lane Restriction violation	No	3HSDZTZR9LN320351	3
12/27/2023	IN	Hours-Of-Service	395.8A1HOSP - HOS (PROPERTY) - FAILING TO HAVE A RECORD OF DUTY STATUS USING THE METHOD PRESCRIBED.	Yes	3HSDZTZR9LN320351	5

No filters were applied when generating this report, see the live report for more options.

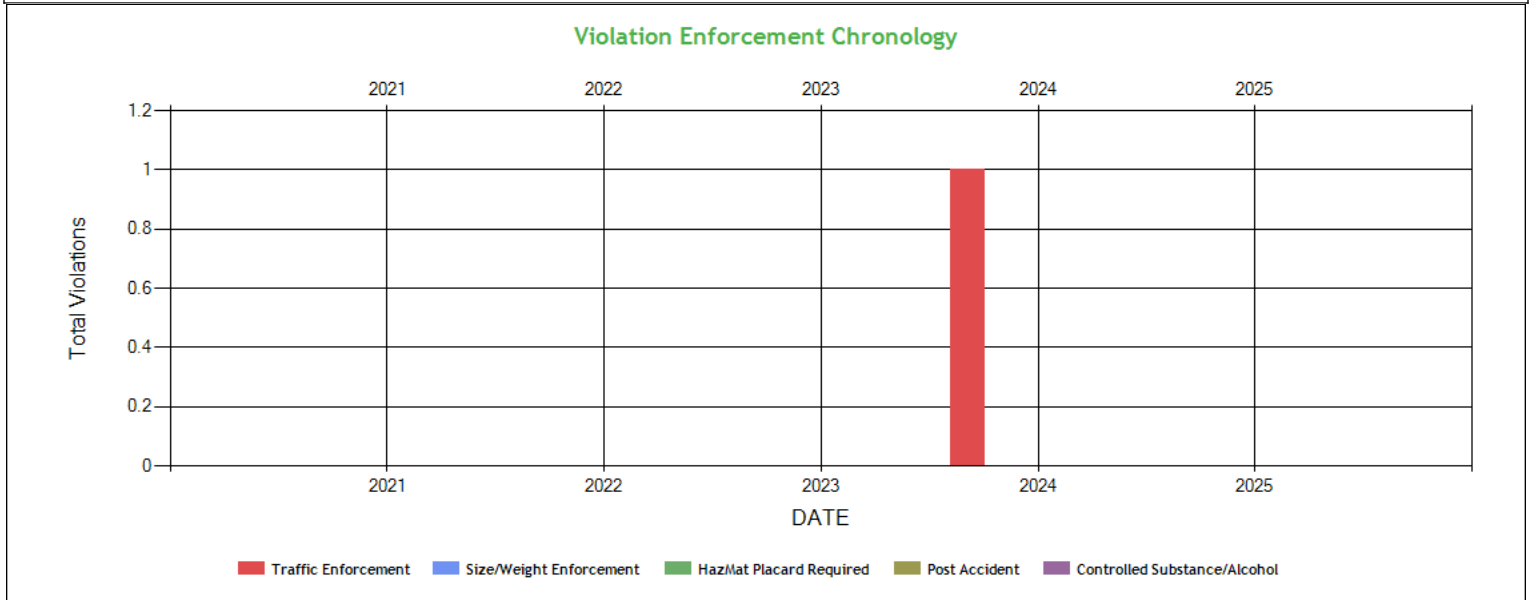
Violation Summary ToC

BASIC	Violation Group	Code	Description	# of Violations	# of OOS Violations	Severity Points
Driver Fitness	License-related: High	383.23A2LCDLN	LICENSE (CDL) - OPERATE A CMV AND DOES NOT POSSESS A VALID CDL.	1	1	8
Hours-Of-Service (HOS) Compliance	Incomplete/Wrong Log	395.8A1HOSP	HOS (PROPERTY) - FAILING TO HAVE A RECORD OF DUTY STATUS USING THE METHOD PRESCRIBED.	1	1	5
Unsafe Driving	Speeding 2	392.2SLLS2	State/Local Laws - Speeding 6-10 miles per hour over the speed limit	1	0	4
Vehicle Maintenance	Brakes, All Others	393.45B2	Failing to secure brake hose/tubing against mechanical damage	1	0	4
Vehicle Maintenance	Reflective Sheeting	393.11BCSURR	CONSPICUITY SYSTEMS - TRAILERS UPPER REAR RETRO REFLECTIVE SHEETING INADEQUATE ON VEHICLE MANUFACTURED ON OR AFTER DECEMBER 1 1993.	1	0	3
Unsafe Driving	Misc Violations	392.2LV	Lane Restriction violation	1	0	3
Vehicle Maintenance	Cab, Body, Frame	393.88	Improperly located television receiver	1	0	2
Vehicle Maintenance	Clearance Identification Lamps/Other	393.9A	Inoperative required lamps	1	0	2

No filters were applied when generating this report, see the live report for more options.



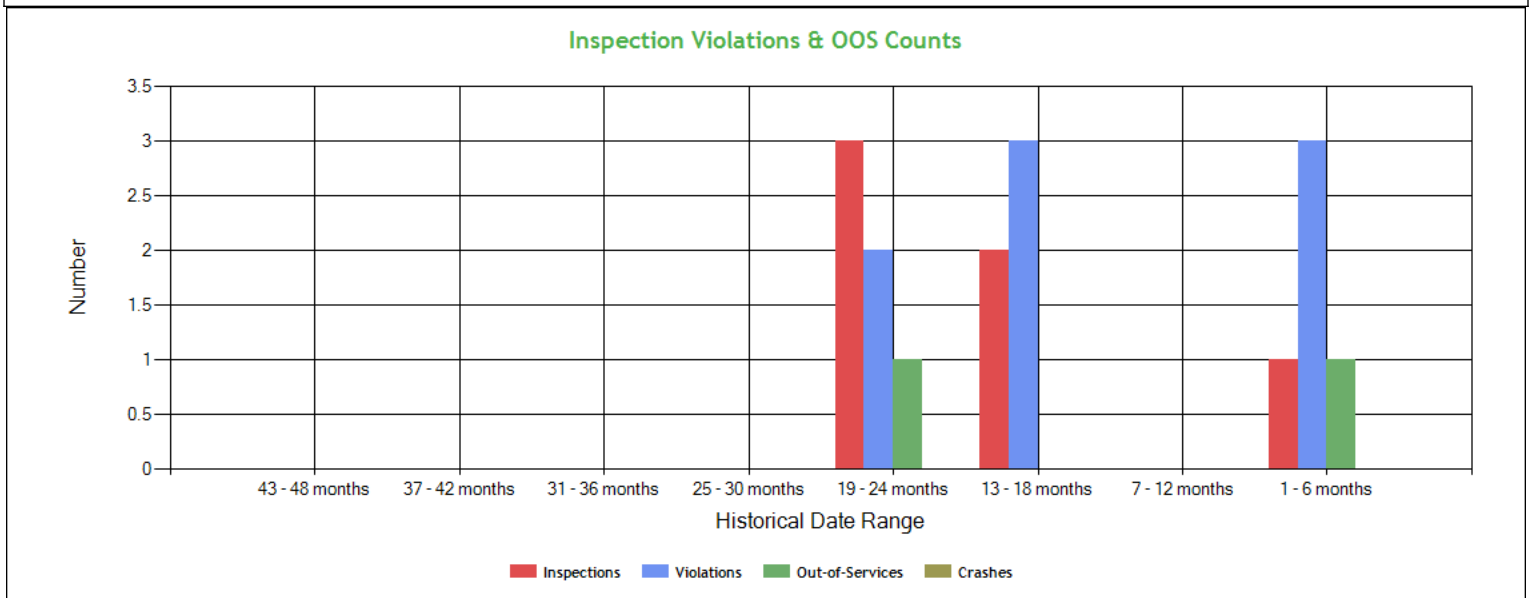
Violation Enforcement Chronology - Chart ToC



Violation Enforcement Chronology - Table ToC

	2021	2022	2023	2024	2025
Traffic Enforcement	0	0	0	1	0
Size/Weight Enforcement	0	0	0	0	0
HazMat Placard Required	0	0	0	0	0
Post Accident	0	0	0	0	0
Controlled Substance/Alcohol	0	0	0	0	0

Inspection Violations & OOS Counts - Chart ToC





Inspection Violations & OOS Counts - Table [ToC](#)

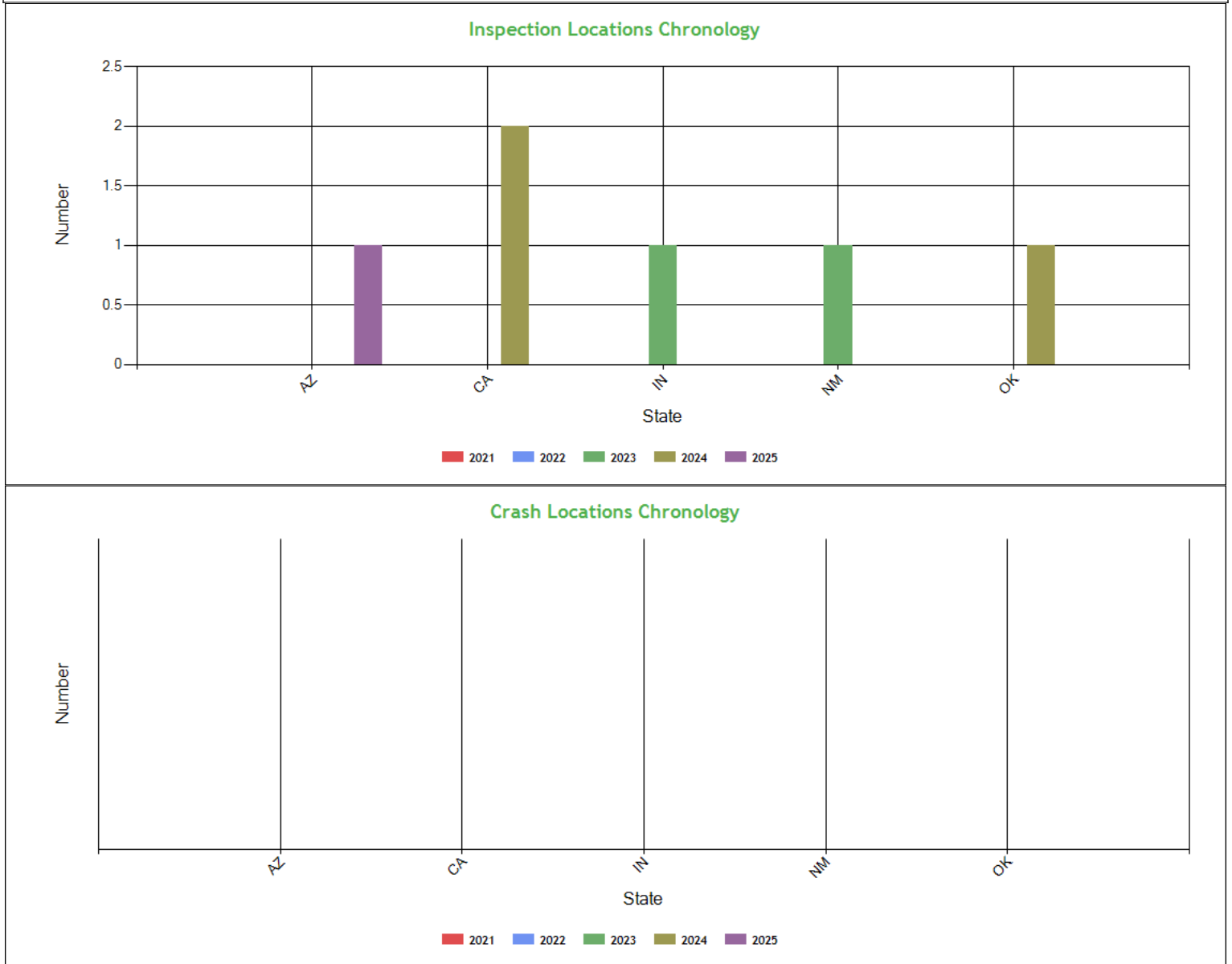
Date Range	Inspections	Violations	Out-of-Services	Crashes
TOTAL	6	8	2	0
1 - 6 months	1	3	1	0
7 - 12 months	0	0	0	0
13 - 18 months	2	3	0	0
19 - 24 months	3	2	1	0
25 - 30 months	0	0	0	0
31 - 36 months	0	0	0	0
37 - 42 months	0	0	0	0
43 - 48 months	0	0	0	0

Radius of Operation (based on Inspections and Crashes during the past 3 years) [ToC](#)

	Total	Drive between 0 and 50 miles radius	Drive between 51 and 200 miles radius	Drive between 201 and 300 miles radius	Drive between 301 and 400 miles radius	Drive between 401 and 500 miles radius	Drive between 501 and 600 miles radius	Drive beyond 600 miles radius
Power Units (i.e. unique VINs)	1	0	0	0	0	0	0	1
Percent	100%	0%	0%	0%	0%	0%	0%	100%



Inspection & Crash Locations - Chart [ToC](#)



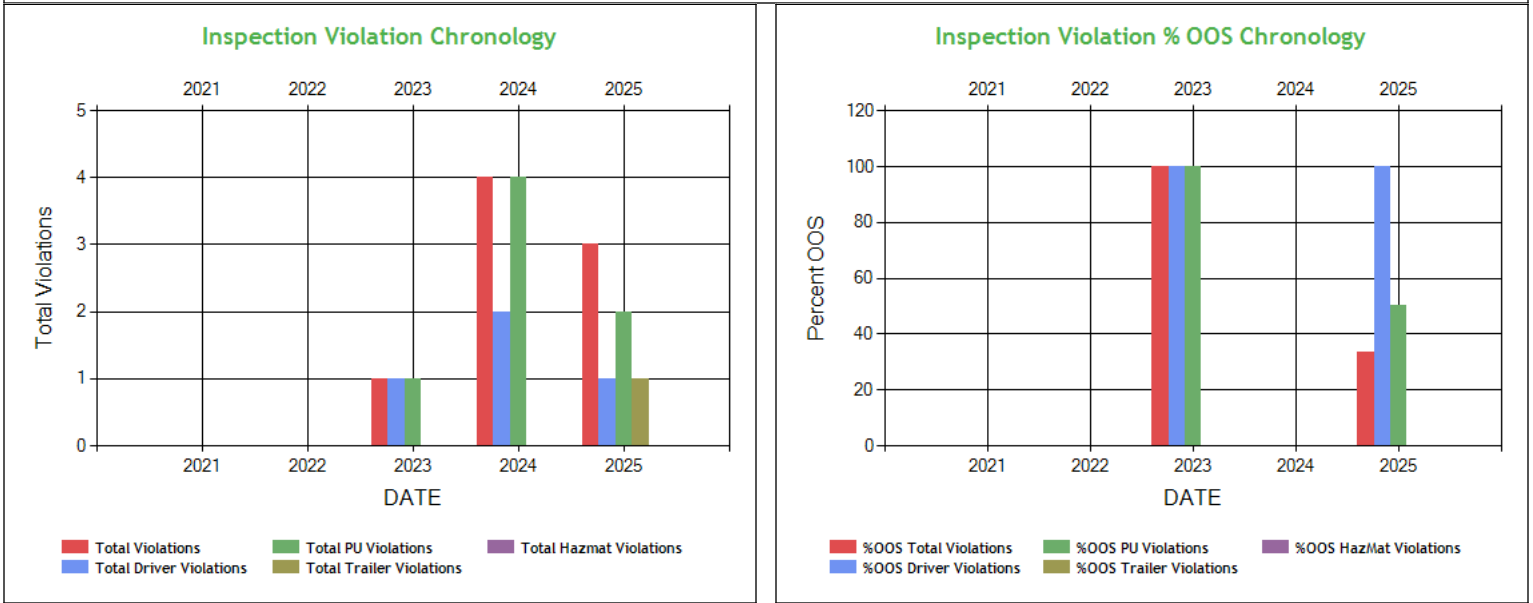
Inspection & Crash Locations - Table [ToC](#)

State	Inspections					Violations					Out-of-Services					Crashes				
	2021	2022	2023	2024	2025	2021	2022	2023	2024	2025	2021	2022	2023	2024	2025	2021	2022	2023	2024	2025
TOTAL	0	0	2	3	1	0	0	1	4	3	0	0	1	0	1	0	0	0	0	0
AZ	0	0	0	0	1	0	0	0	0	3	0	0	0	0	1	0	0	0	0	0
CA	0	0	0	2	0	0	0	0	2	0	0	0	0	0	0	0	0	0	0	0
IN	0	0	1	0	0	0	0	1	0	0	0	0	1	0	0	0	0	0	0	0
NM	0	0	1	0	0	0	0	0	0	0	0	0	0	0	0	0	0	0	0	0
OK	0	0	0	1	0	0	0	0	2	0	0	0	0	0	0	0	0	0	0	0

No hot spot data in the last 12 months



Inspection Violation % OOS Chronology - Chart ToC

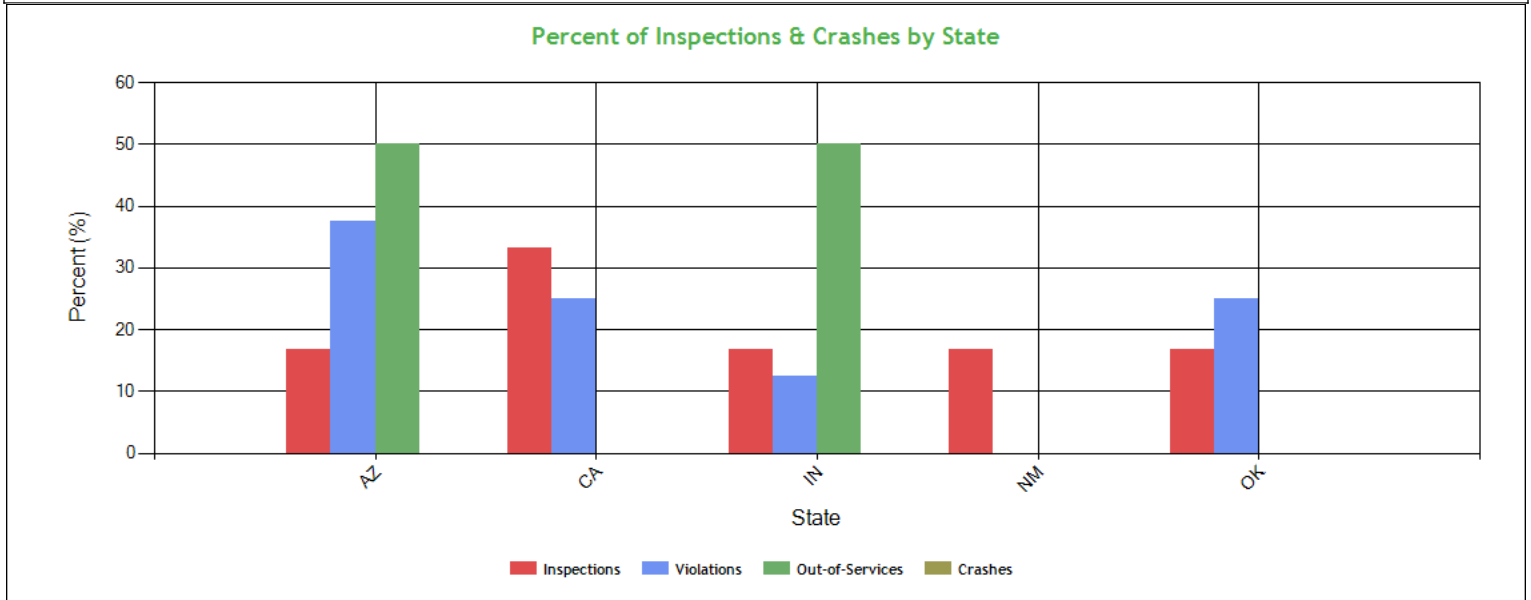


Inspection Violation % OOS Chronology - Table ToC

	2021	2022	2023	2024	2025
Total Violations	0	0	1	4	3
Total Out Of Services	0	0	1	0	1
%OOS Total Violations	0	0	100	0	33.33
Total Driver Violations	0	0	1	2	1
Total Driver Out Of Services	0	0	1	0	1
%OOS Driver Violations	0	0	100	0	100
Total PU Violations	0	0	1	4	2
Total PU Out Of Services	0	0	1	0	1
%OOS PU Violations	0	0	100	0	50.0
Total Trailer Violations	0	0	0	0	1
Total Trailer Out Of Services	0	0	0	0	0
%OOS Trailer Violations	0	0	0	0	0
Total Hazmat Violations	0	0	0	0	0
Total Hazmat Out Of Services	0	0	0	0	0
%OOS HazMat Violations	0	0	0	0	0



Percent of Insp & Crash by State - Chart **ToC**



Percent of Insp & Crash by State - Table (based on Inspection data from the last 4 years) **ToC**

State	Inspections		Violations		Out-of-Services		Crashes	
	Total	Percent	Total	Percent	Total	Percent	Total	Percent
	6	100	8	100	2	100	0	100
AZ	1	16.7	3	37.5	1	50	0	0
CA	2	33.3	2	25	0	0	0	0
IN	1	16.7	1	12.5	1	50	0	0
NM	1	16.7	0	0	0	0	0	0
OK	1	16.7	2	25	0	0	0	0

VIN Insp Summary by State (based on inspection from the last 2 years) **ToC**

VIN	Insp	Viol Pts	Counts in each State									
			CA		AZ		IN		NM		OK	
			Insp	Viol Pts	Insp	Viol Pts	Insp	Viol Pts	Insp	Viol Pts	Insp	Viol Pts
TOTALS	12/56*	6/31**	2	7	1	13	1	5	1	0	1	6
3HSDZTZR9LN320351	6	28	2	7	1	10	1	5	1	0	1	6
1UYVS25387U013727	2	3	0	0	1	3	0	0	1	0	0	0

*<Total number of inspections for these 2 VIN(s)>/n<Total number of inspections for these 5 state(s)>

**<Total severity sum for these 2 VIN(s)>/n<Total severity sum for these 5 state(s)>

Violations By Unit Type **ToC**

of Violations: 8 Total Severity: 31 based on inspections in the last 2 years

Violation Unit: Driver	# of Violations: 4	Total Severity: 20	% of Total: 64.52%
Viol. Group: License-related: High	# of Violations: 1	Total Severity: 8	% of Total: 25.81%
Violation	Number of Occurrences	Viol. Severity	Total Severity
383.23A2LCDLN:LICENSE (CDL) - OPERATE A CMV AND DOES NOT POSSESS	1	8	8
Viol. Group: Incomplete/Wrong Log	# of Violations: 1	Total Severity: 5	% of Total: 16.13%
395.8A1HOSP:HOS (PROPERTY) - FAILING TO HAVE A RECORD OF DUTY	1	5	5
Viol. Group: Speeding 2	# of Violations: 1	Total Severity: 4	% of Total: 12.9%
392.2SLLS2:State/Local Laws - Speeding 6-10 miles per hour ov	1	4	4



Viol. Group: Misc Violations	# of Violations: 1	Total Severity: 3	% of Total: 9.68%
392.2LV:Lane Restriction violation	1	3	3
Violation Unit: Power Unit	# of Violations: 3	Total Severity: 8	% of Total: 25.81%
Viol. Group: Brakes All Others	# of Violations: 1	Total Severity: 4	% of Total: 12.9%
Violation	Number of Occurrences	Viol. Severity	Total Severity
393.45B2:Failing to secure brake hose/tubing against mechan	1	4	4
Viol. Group: Cab Body Frame	# of Violations: 1	Total Severity: 2	% of Total: 6.45%
393.88:Improperly located television receiver	1	2	2
Viol. Group: Clearance Identification Lamps/Other	# of Violations: 1	Total Severity: 2	% of Total: 6.45%
393.9A:Inoperative required lamps	1	2	2
Violation Unit: Trailer	# of Violations: 1	Total Severity: 3	% of Total: 9.68%
Viol. Group: Reflective Sheeting	# of Violations: 1	Total Severity: 3	% of Total: 9.68%
Violation	Number of Occurrences	Viol. Severity	Total Severity
393.11BCSURR:CONSPICUITY SYSTEMS - TRAILERS UPPER REAR RETRO RE	1	3	3

Equipment Ownership ToC Equipment Ownership (based on MCS-150 dated 10/9/2025)					
	Trucks	Tractors	Trailers	Motor Coaches	Vans
Owned	0	1	0	0	0
Term Leased	0	0	1	0	0
Trip Leased	0	0	0	0	0
Total No.	0	1	1	0	0

Equipment Details Power Units ToC									
VIN	Latest Insp Date	Year	Make	Model	Body Class	Body Type	Axles	Len	Fuel Type
3HSDZTZR9LN 320351	10/27/2025	2020	INTERNATIONAL	LT625	Truck-Tractor	-	-	-	Diesel

Equipment Details Trailers									
VIN	Latest Insp Date	Year	Make	Model	Body Class	Body Type	Axles	Len	Fuel Type
1UYVS25387U0 13727	10/27/2025	2007	UTILITY TRAILER MANUFACTURER	Utility Trailer Manufacturer	Trailer	Van Trailer	2	53	-

Vehicle Age ToC				
Year	# Power Units	PU Percentage	# Trailers	Trailres Percentage
2020	1	100.00%	0	0.00%
2007	0	0.00%	1	100.00%

Based on 24 months of inspection data, see the live report for more options

States of Power Unit Registrations ToC					
State	AZ	CA	IN	NM	OK
Number of Power Units	1	1	1	1	1



Equipment Acquisitions - Table [ToC](#)

	Power Units inspected for 1st time in past 12 months	Power Units inspected for 1st time in past 24 months	Power Units inspected during entire date range		Trailers inspected for 1st time in past 12 months	Trailers inspected for 1st time in past 24 months	Trailers inspected during entire date range
Unique VINs	1	1	1		1	1	1
Unique License Plates	1	1	1		1	1	1
License Plate States	1	1	1		1	1	1

Driver Details [ToC](#)**Driver Details** (based on MCS-150 dated 10/9/2025)

	Within 100 mi	Beyond 100 mi	TOTAL
# Drivers Interstate	0	2	2
# Drivers Intrastate	0	0	0
TOTAL	0	2	/
Avg. # Trip Lease Drivers/Mo: 0 # Drivers Grand Total: 2 # Drivers Commercially Licensed: 2			

Shared VIN Summary [ToC](#)

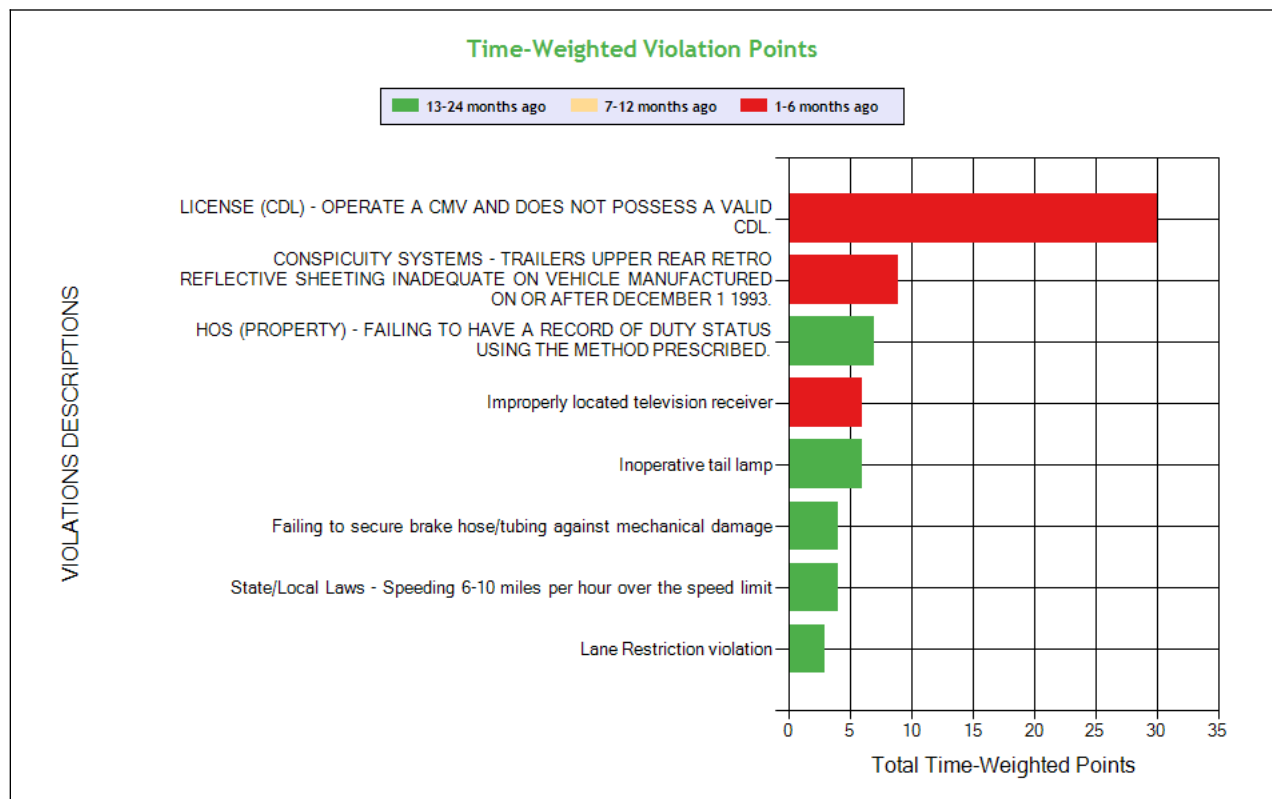
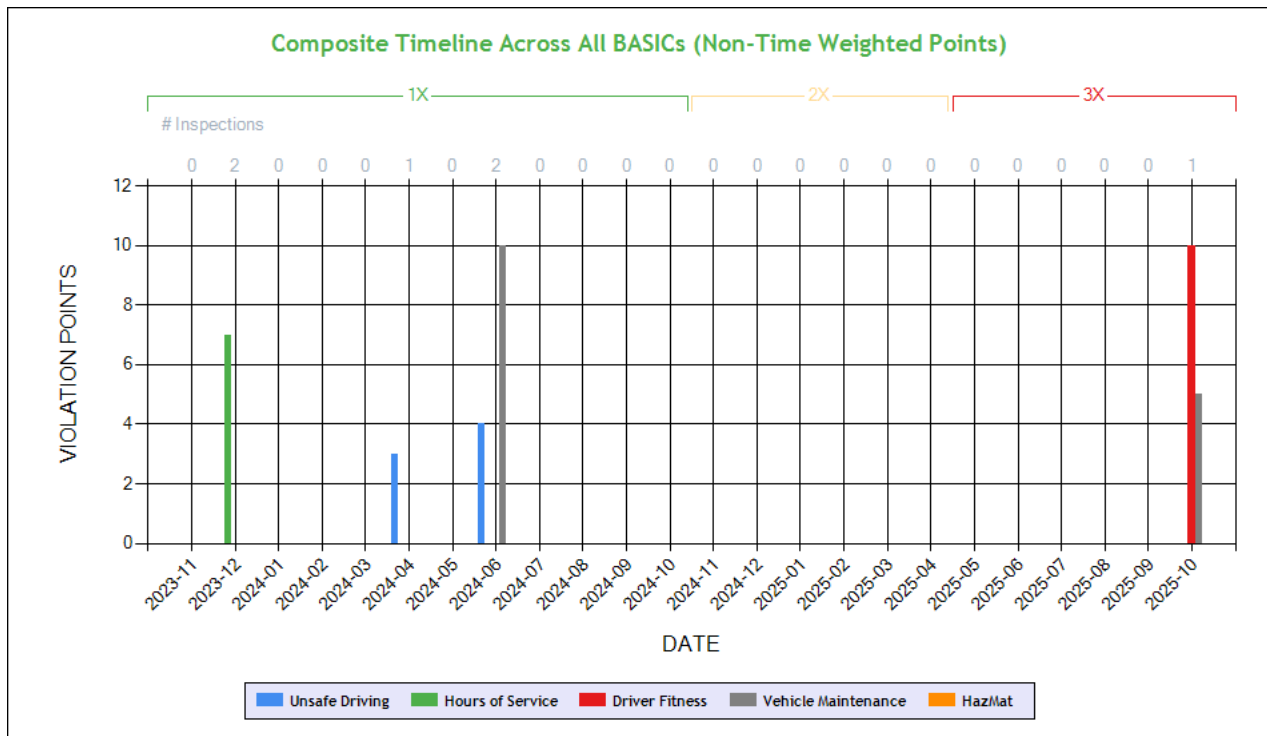
No Data

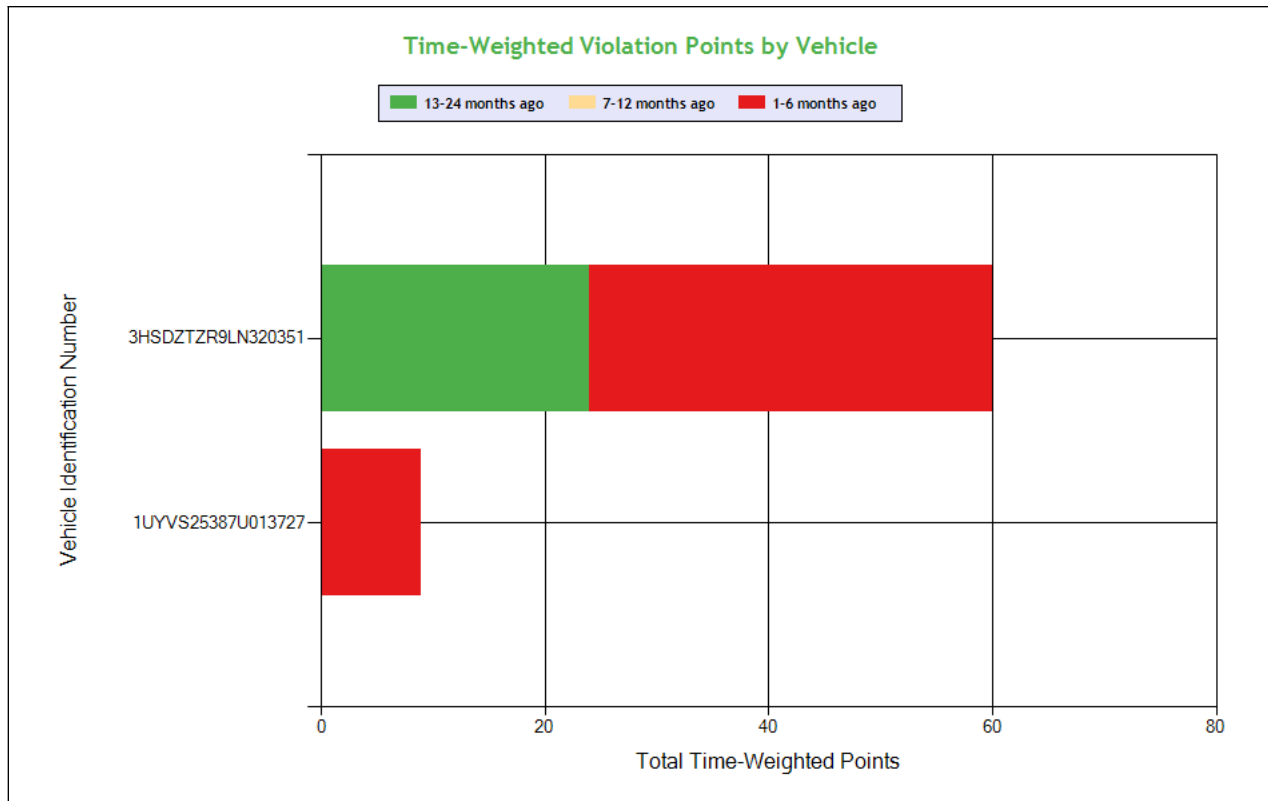
SHIPPERS DETAIL [ToC](#) based on Inspection results for the last 4 years

Shipper Name	Number of Inspections	Shipper Name	Number of Inspections
No Shipper listed	5	BLAZER WILKINSON GEE LLC	1



Carrier Underwriting Report Safety Summary ToC





See the Excel file for the complete analysis

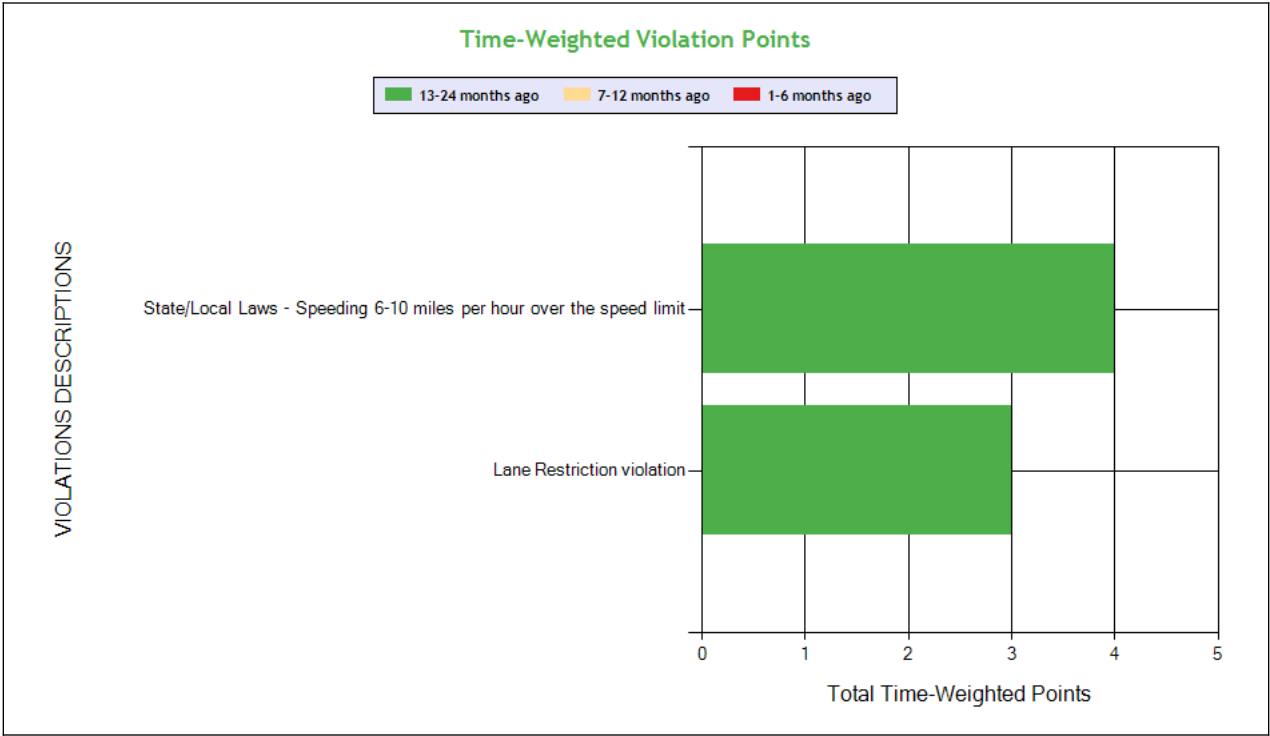
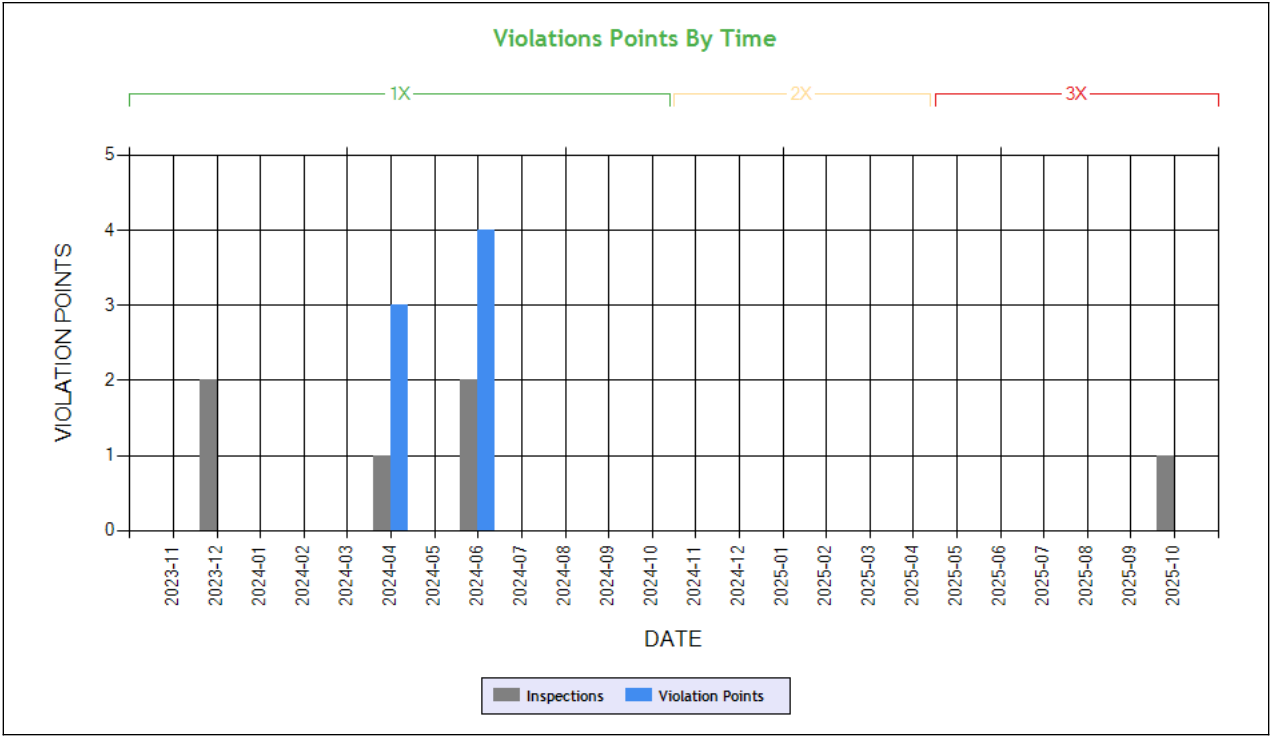
Violations is in (1-6/7-12/13-24mo)

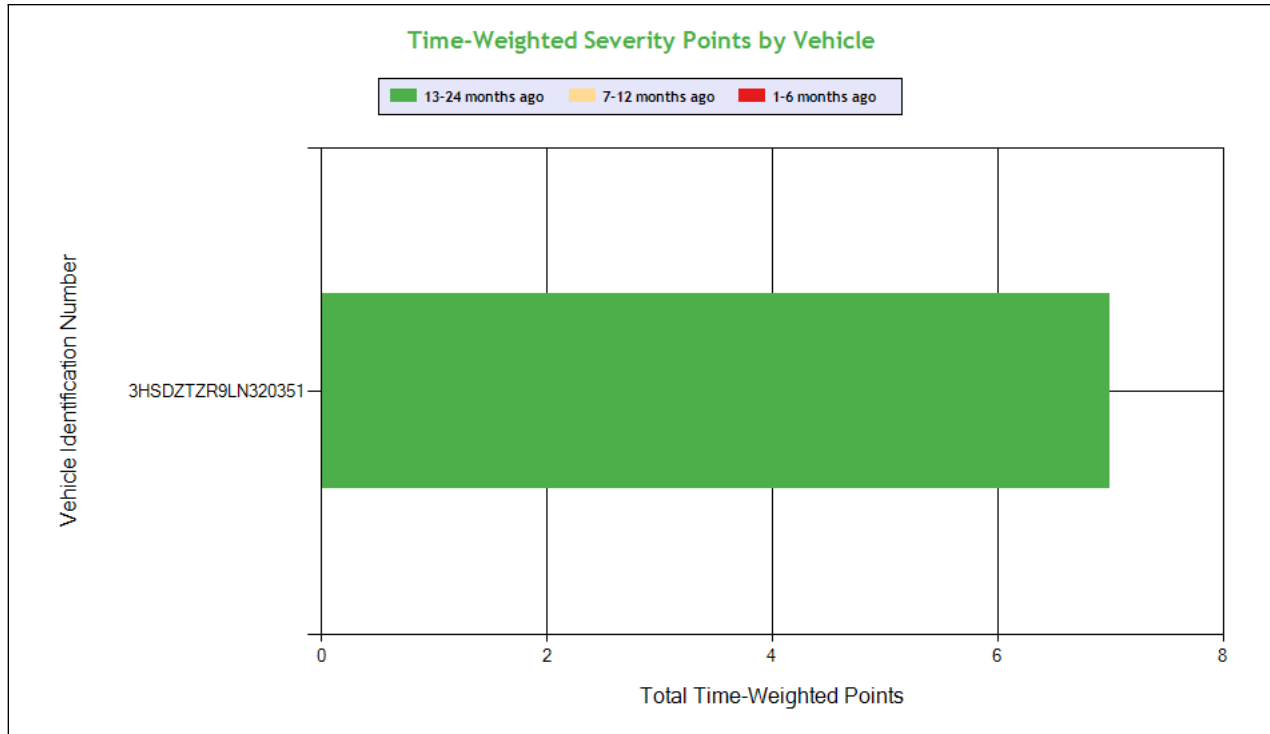
Shaded = Out Of Service Violation										
Violation Group			License-related: High	Reflective Sheeting	Incomplete/Wrong Log	Cab, Body, Frame	Lighting	Speeding 2	Brakes, All Others	Misc Violations
Violation Description	Total Time-weighted Points by VIN	% of Total Time-weighted Points by VIN	LICENSE (CDL) - OPERATE A CMV AND DOES NOT POSSESS A VALID CDL.	CONSPICUITY SYSTEMS - TRAILERS UPPER REAR RETRO REFLECTIVE SHEETING INADEQUATE ON VEHICLE MANUFACTURED ON OR AFTER DECEMBER 1 1993.	HOS (PROPERTY) - FAILING TO HAVE A RECORD OF DUTY STATUS USING THE METHOD PRESCRIBED.	Improperly located television receiver	Inoperative tail lamp	State/Local Laws - Speeding 6-10 miles per hour over the speed limit	Failing to secure brake hose/tubing against mechanical damage	Lane Restriction violation
Driver Resp			Yes	Yes	Yes	Yes	Yes	Yes	Yes	Yes
Total Time-weighted Points			30	9	7	6	6	4	4	3
% Total Time-Wt Pts			43.48	13.04	10.14	8.70	8.70	5.80	5.80	4.35
3HSDZTZR9LN320351	60	86.96	30 (1/0/0)		7 (0/0/1)	6 (1/0/0)	6 (0/0/1)	4 (0/0/1)	4 (0/0/1)	3 (0/0/1)
1UYVS25387U013727	9	13.04		9 (1/0/0)						



SAFETY ANALYSIS ToC

Unsafe Driving



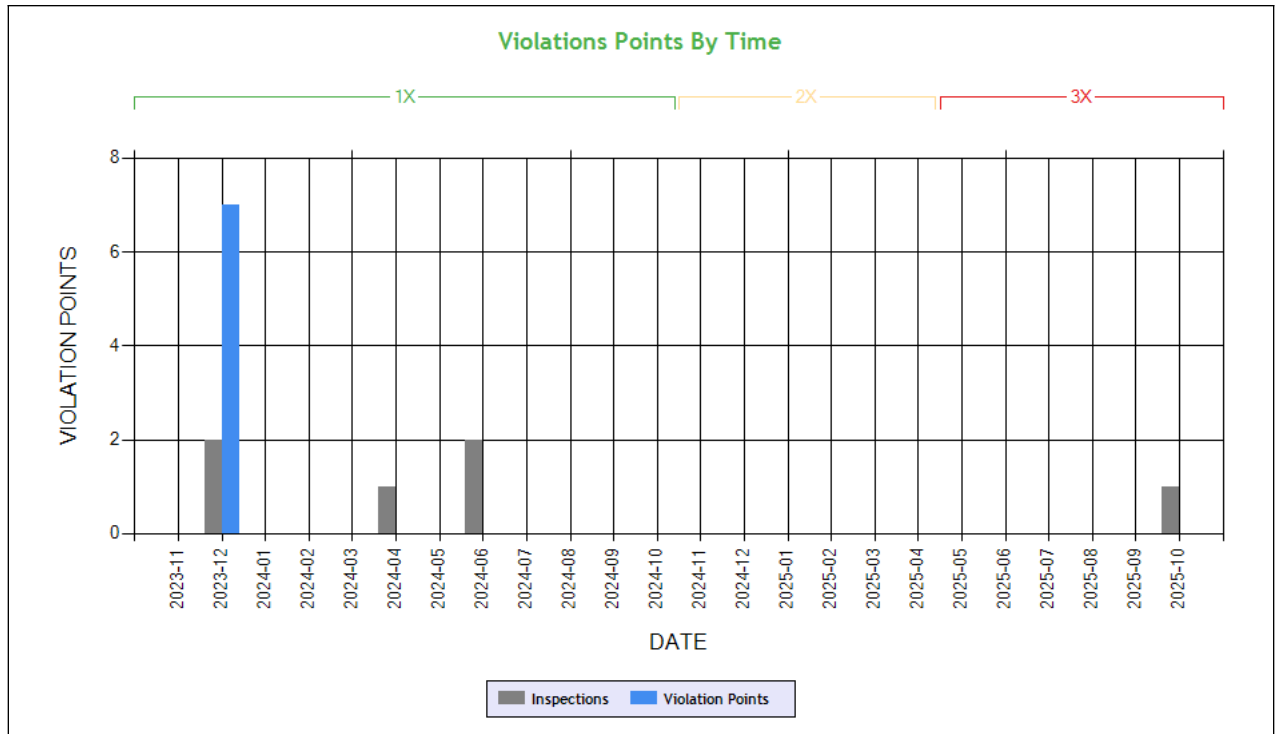


See the Excel file for the complete analysis

Violations is in (1-6/7-12/13-24mo)

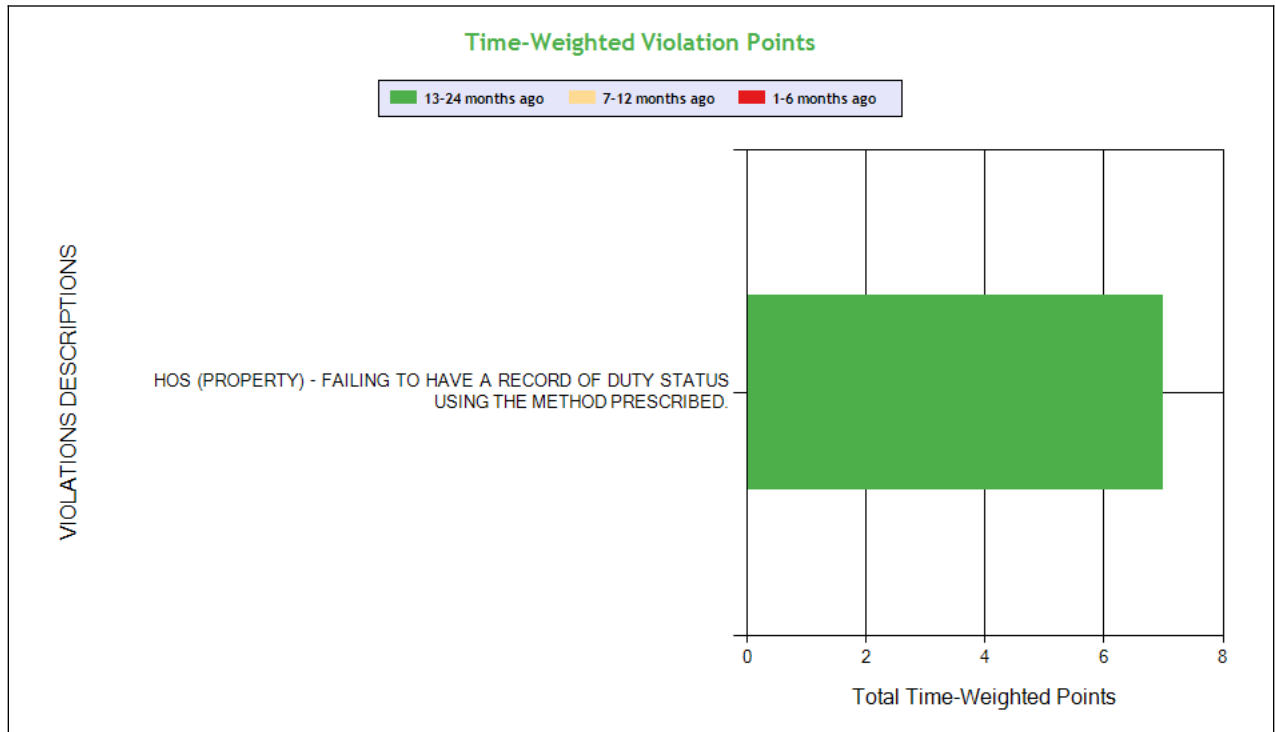
Shaded = Out Of Service Violation				
Violation Group			Speeding 2	Misc Violations
Violation Description	Total Time-weighted Points by VIN	% of Total Time-weighted Points by VIN	State/Local Laws - Speeding 6-10 miles per hour over the speed limit	Lane Restriction violation
Driver Resp			Yes	Yes
Total Time-weighted Points			4	3
% Total Time-Wt Pts			57.14	42.86
3HSDZTZR9LN320351	7	100	4 (0/0/1)	3 (0/0/1)

HOS Compliance



Carrier Software
 1-800-646-5152
 info@CarrierSoftware.com

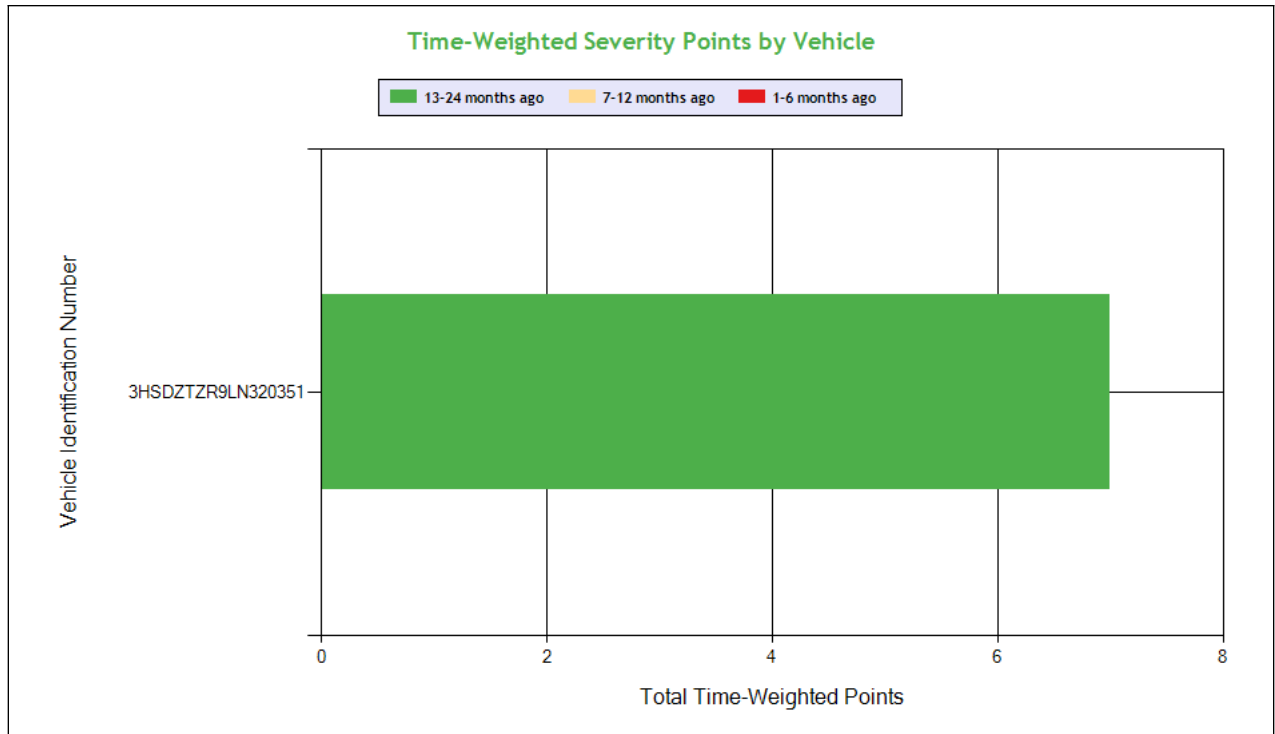
CONFIDENTIAL - Intended for use by Amerigo Insurance Agency - Date: 12/2/2025
GRC INC - DOT# 4154462 / MC1595440



See the Excel file for the complete analysis

Violations is in (1-6/7-12/13-24mo)

Shaded = Out Of Service Violation



Carrier Software
 1-800-646-5152
 info@CarrierSoftware.com

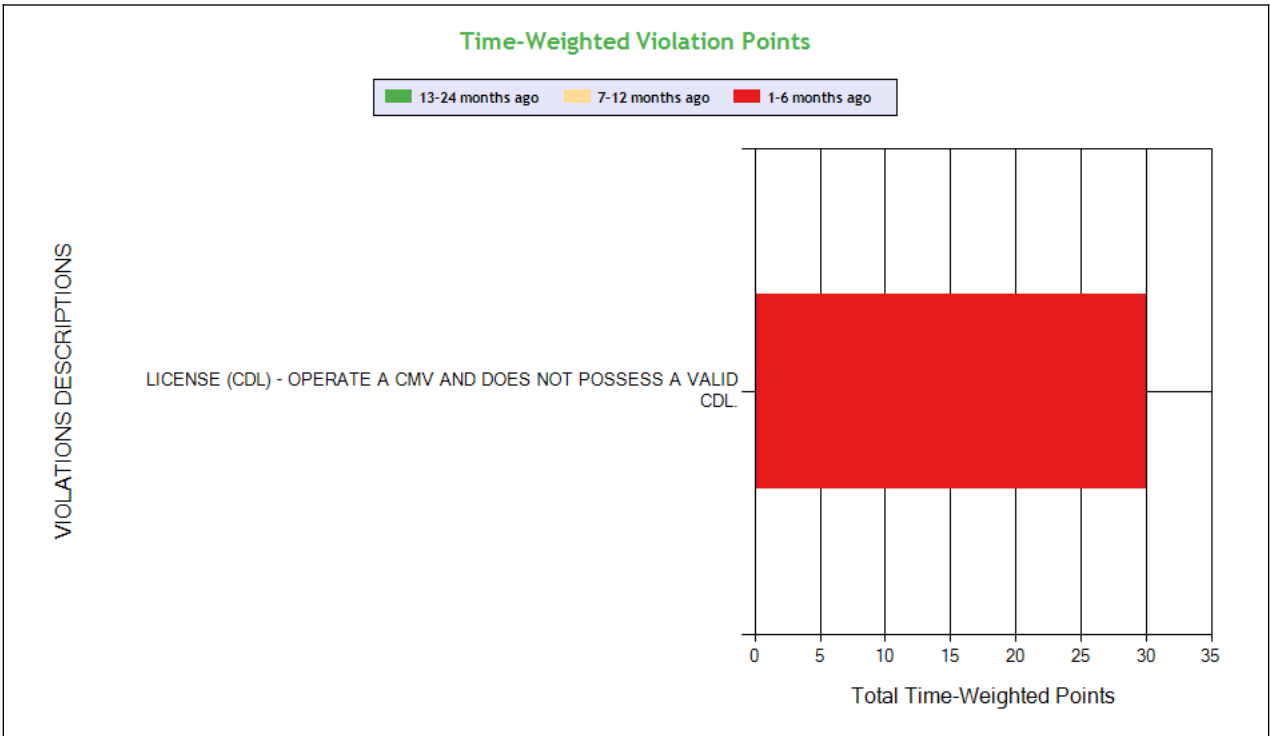
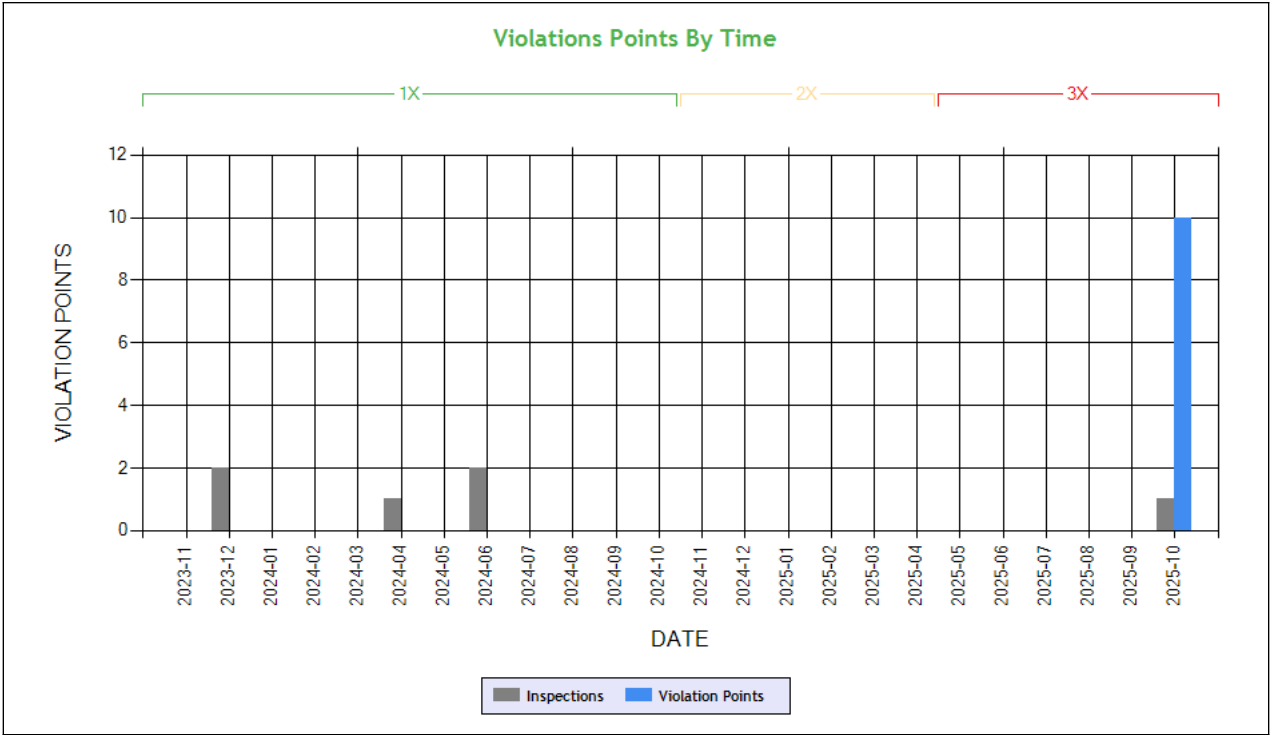
CONFIDENTIAL - Intended for use by Amerigo Insurance Agency - Date: 12/2/2025

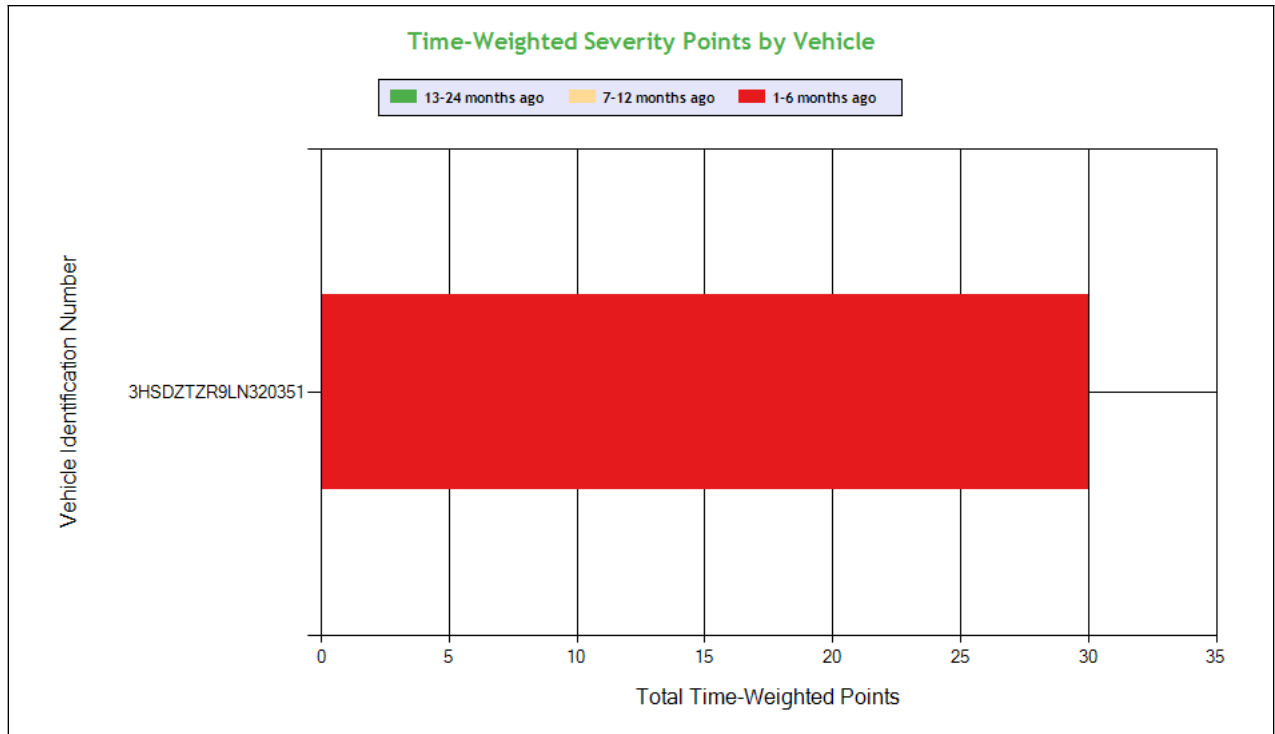
GRC INC - DOT# 4154462 / MC1595440

Violation Group			Incomplete/Wrong Log
Violation Description	Total Time-weighted Points by VIN	% of Total Time-weighted Points by VIN	HOS (PROPERTY) - FAILING TO HAVE A RECORD OF DUTY STATUS USING THE METHOD PRESCRIBED.
Driver Resp			Yes
Total Time-weighted Points			7
% Total Time-Wt Pts			100
3HSDZTZR9LN320351	7	100	7 (0/0/1)



Driver Fitness





Carrier Software
 1-800-646-5152
 info@CarrierSoftware.com

CONFIDENTIAL - Intended for use by Amerigo Insurance Agency - Date: 12/2/2025
GRC INC - DOT# 4154462 / MC1595440

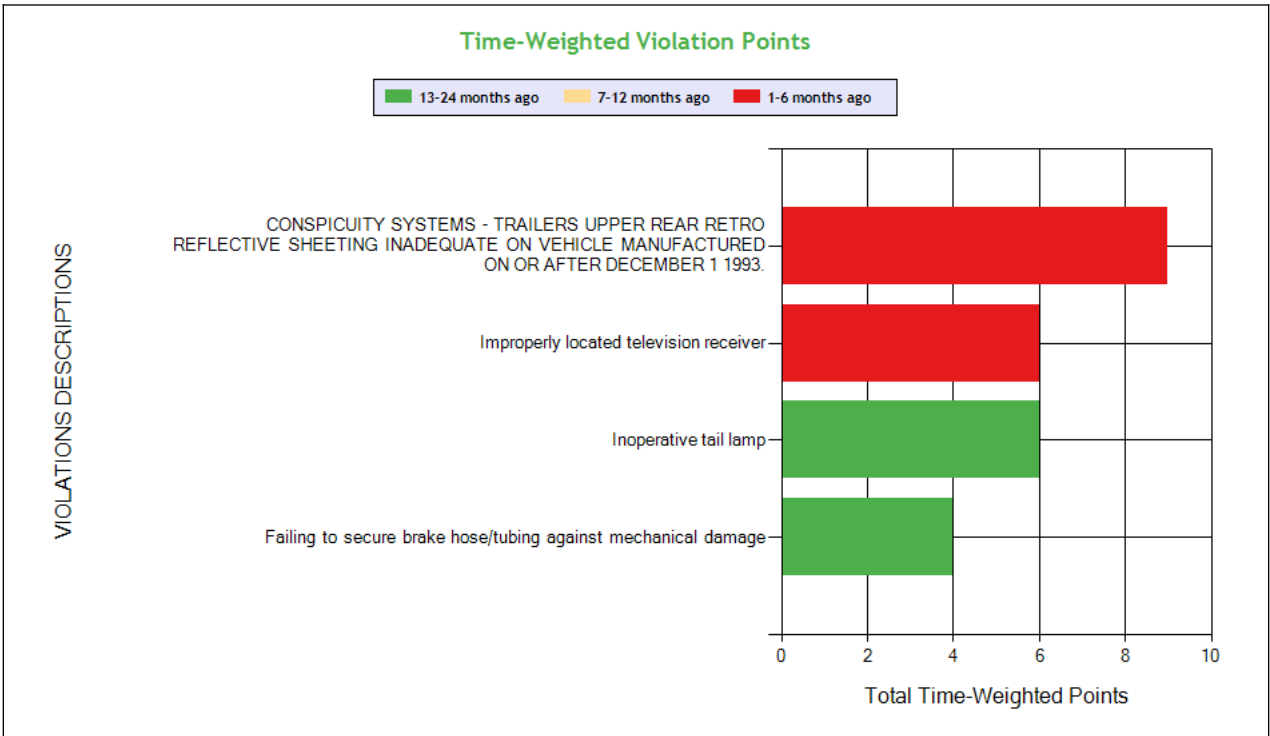
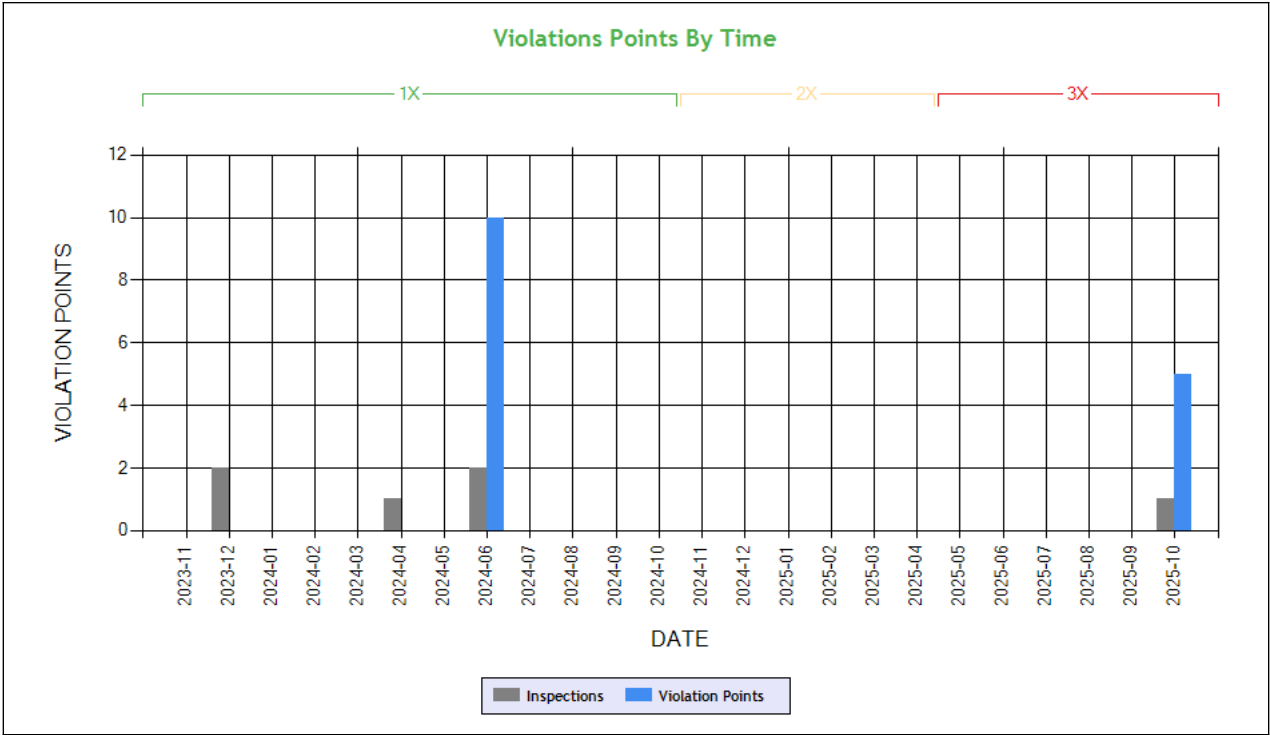
See the Excel file for the complete analysis

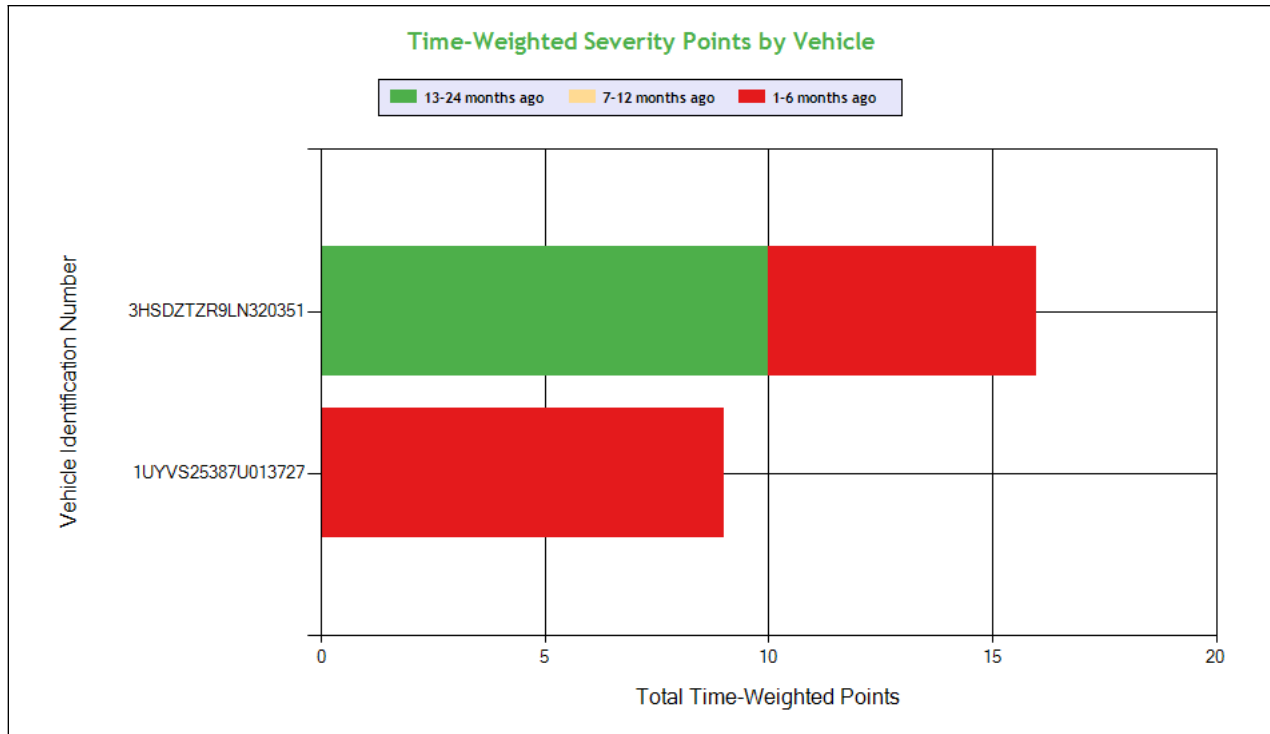
Violations is in (1-6/7-12/13-24mo)

Shaded = Out Of Service Violation			
Violation Group			License-related: High
Violation Description	Total Time-weighted Points by VIN	% of Total Time-weighted Points by VIN	LICENSE (CDL) - OPERATE A CMV AND DOES NOT POSSESS A VALID CDL.
Driver Resp			Yes
Total Time-weighted Points			30
% Total Time-Wt Pts			100
3HSDZTZR9LN320351	30	100	30 (1/0/0)



Vehicle Maintenance





Carrier Software
 1-800-646-5152
 info@CarrierSoftware.com

CONFIDENTIAL - Intended for use by Amerigo Insurance Agency - Date: 12/2/2025
GRC INC - DOT# 4154462 / MC1595440

See the Excel file for the complete analysis

Violations is in (1-6/7-12/13-24mo)

Shaded = Out Of Service Violation						
Violation Group			Reflective Sheeting	Cab, Body, Frame	Lighting	Brakes, All Others
Violation Description	Total Time-weighted Points by VIN	% of Total Time-weighted Points by VIN	CONSPICUITY SYSTEMS - TRAILERS UPPER REAR RETRO REFLECTIVE SHEETING INADEQUATE ON VEHICLE MANUFACTURED ON OR AFTER DECEMBER 1 1993.	Improperly located television receiver	Inoperative tail lamp	Failing to secure brake hose/tubing against mechanical damage
Driver Resp			Yes	Yes	Yes	Yes
Total Time-weighted Points			9	6	6	4
% Total Time-Wt Pts			36.00	24.00	24.00	16.00
3HSDZTZR9LN320351	16	64.00		6 (1/0/0)	6 (0/0/1)	4 (0/0/1)
1UYVS25387U013727	9	36.00	9 (1/0/0)			

COLOR CODED CRASH TABLE ToC

No crashes have been reported by the DOT on this Motor Carrier
INSPECTIONS WITH SHARED EQUIPMENT:
 No Data



LEGEND

Vehicle Information

Inspection for DOT # being analyzed

Inspection for Different DOT

Crash Information for specific VIN

INSPECTION DETAILS for ALL Inspections

PDF shows the first 100 Power Unit & Trailer VINs with most recent inspections using data from the last 4 years

POWER UNIT Inspections Section

VIN: 3HSDZTZR9LN320351				Unit: Truck Tractor	Year: 2020	Make: INTERNATIONAL	
DOT No: 4154462		Docket No: MC1595440		Name: GRC INC		Interstate: Yes	
Date	Unit License	Unit Lic State	Violation Unit	Violation Description	Severity	OOS	Citation
10/27/2025	ZP08691	CA	1	393.88 - Improperly located television receiver	2	No	
10/27/2025	ZP08691	CA	D	383.23A2LCDLN - LICENSE (CDL) - OPERATE A CMV AND DOES NOT POSSESS A VALID CDL.	8	Yes	
06/26/2024	ZP08691	CA	1	393.45B2 - Failing to secure brake hose/tubing against mechanical damage	4	No	
06/26/2024	ZP08691	CA	1	393.9A - Inoperative required lamps	2	No	
06/24/2024	ZP08691	CA	D	392.2SLLS2 - State/Local Laws - Speeding 6-10 miles per hour over the speed limit	4	No	00NY002DQ
04/17/2024	ZP08691	CA	D	392.2LV - Lane Restriction violation	3	No	7H8P002XN
12/29/2023	ZP08691	CA	-	-	-	-	-
12/27/2023	ZP08691	CA	D	395.8A1HOSP - HOS (PROPERTY) - FAILING TO HAVE A RECORD OF DUTY STATUS USING THE METHOD PRESCRIBED.	5	Yes	
DOT No: 3706				Docket No: MC140665	Name: NEW PRIME INC	Interstate: Yes	
Date	Unit License	Unit Lic State	Violation Unit	Violation Description	Severity	OOS	Citation
12/21/2022	78KR2K	MO	1	393.45B2 - Failing to secure brake hose/tubing against mechanical damage	4	Yes	
12/21/2022	78KR2K	MO	1	393.9 - Inoperative required lamps	2	No	
03/07/2021	78KR2K	MO	D	392.2SLLS2 - State/Local Laws - Speeding 6-10 miles per hour over the speed limit	4	No	
09/17/2020	78KR2K	MO	1	393.9H - Inoperative head lamps	6	No	
10/09/2019	78KR2K	MO	-	-	-	-	-
09/09/2019	78KR2K	MO	1	392.2RG - State vehicle registration or License Plate violation	0	No	

TRAILER Inspections Section

VIN: 3HSDZTZR9LN320351				Unit: Truck Tractor	Year: 2020	Make: INTERNATIONAL	
DOT No: 4154462		Docket No: MC1595440		Name: GRC INC		Interstate: Yes	



Date	Unit License	Unit Lic State	Violation Unit	Violation Description	Severity	OOS	Citation
10/27/2025	ZP08691	CA	1	393.88 - Improperly located television receiver	2	No	
10/27/2025	ZP08691	CA	D	383.23A2LCDLN - LICENSE (CDL) - OPERATE A CMV AND DOES NOT POSSESS A VALID CDL.	8	Yes	
06/26/2024	ZP08691	CA	1	393.45B2 - Failing to secure brake hose/tubing against mechanical damage	4	No	
06/26/2024	ZP08691	CA	1	393.9A - Inoperative required lamps	2	No	
06/24/2024	ZP08691	CA	D	392.2SLLS2 - State/Local Laws - Speeding 6-10 miles per hour over the speed limit	4	No	00NY002DQ
04/17/2024	ZP08691	CA	D	392.2LV - Lane Restriction violation	3	No	7H8P002XN
12/29/2023	ZP08691	CA	-	-	-	-	-
12/27/2023	ZP08691	CA	D	395.8A1HOSP - HOS (PROPERTY) - FAILING TO HAVE A RECORD OF DUTY STATUS USING THE METHOD PRESCRIBED.	5	Yes	

DOT No: 3706		Docket No: MC140665		Name: NEW PRIME INC		Interstate: Yes	
Date	Unit License	Unit Lic State	Violation Unit	Violation Description	Severity	OOS	Citation
12/21/2022	78KR2K	MO	1	393.45B2 - Failing to secure brake hose/tubing against mechanical damage	4	Yes	
12/21/2022	78KR2K	MO	1	393.9 - Inoperative required lamps	2	No	
03/07/2021	78KR2K	MO	D	392.2SLLS2 - State/Local Laws - Speeding 6-10 miles per hour over the speed limit	4	No	
09/17/2020	78KR2K	MO	1	393.9H - Inoperative head lamps	6	No	
10/09/2019	78KR2K	MO	-	-	-	-	-
09/09/2019	78KR2K	MO	1	392.2RG - State vehicle registration or License Plate violation	0	No	

Inspection Summary By Month (based on inspections from the last 4 years) ToC						
Year-Month	Number of Inspections	Number of Power Units	Total Violations	Total OOS Inspections	Total Severity Points	Number of Crashes
2025-10	1	1	3	1	13	0
2024-06	2	2	3	0	10	0
2024-04	1	1	1	0	3	0
2023-12	2	2	1	1	5	0

Note: The most recent month's counts may not include all the inspections for that month.

VIN Inspection Violation Details ToC									
# of VINs: 2 # of Insp: 8 Severity Weight: 55 Avg. Weight/VIN: 6.9 (based on inspections in the last 4 years, showing top 50 VINs inspected most recently)									
VIN 1UYVS25387U013727		# of Inspections: 3		Total Severity: 24		Percentage of Total: 43.64%		Avg. Weight Per Inspection: 8.0	
Inspection Date	Inspection ID	Inspection State	Location Description	Total Severity	# of Violations	Shipper Name	Inspection Level	Post Accident	Out of Service
10/27/2025	86174086	AZ	LITTLEFIELD AZ	13	3		2	No	Yes
BASIC		Unit Type		Severity		Description		Out of Service	
Driver Fitness		Semi Trailer		8		383.23A2LCDLN:LICENSE (CDL) - OPERATE A CMV AND DOES NOT POSSESS		Yes	
Vehicle Maintenance		Semi Trailer		3		393.11BCSURRE:CONSPICUITY SYSTEMS - TRAILERS UPPER REAR RETRO RE		No	
Vehicle Maintenance		Semi Trailer		2		393.88:Improperly located television receiver		No	
Inspection Date	Inspection ID	Inspection State	Location Description	Total Severity	# of Violations	Shipper Name	Inspection Level	Post Accident	Out of Service
06/26/2024	81972102	OK	BECKHAM POE	6	2	BLAZER WILKINSON GEE LLC	1	No	No
BASIC		Unit Type		Severity		Description		Out of Service	
Vehicle Maintenance		Semi Trailer		4		393.45B2:Failing to secure brake hose/tubing against mechan		No	
Vehicle Maintenance		Semi Trailer		2		393.9A:Inoperative required lamps		No	
Inspection Date	Inspection ID	Inspection State	Location Description	Total Severity	# of Violations	Shipper Name	Inspection Level	Post Accident	Out of Service
12/27/2023	81007413	IN	STILESVILLE IN	5	1		3	No	Yes
BASIC		Unit Type		Severity		Description		Out of Service	
Hours-Of-Service Compliance		Semi Trailer		5		395.8A1HOSP:HOS (PROPERTY) - FAILING TO HAVE A RECORD OF DUTY		Yes	



VIN 3HSDZTZ9LN320351		# of Inspections: 5		Total Severity: 31		Percentage of Total: 56.36%		Avg. Weight Per Inspection: 6.2	
Inspection Date	Inspection ID	Inspection State	Location Description	Total Severity	# of Violations	Shipper Name	Inspection Level	Post Accident	Out of Service
10/27/2025	86174086	AZ	LITTLEFIELD AZ	13	3		2	No	Yes
BASIC		Unit Type		Severity		Description		Out of Service	
Driver Fitness		Truck Tractor		8		383.23A2LCDLN:LICENSE (CDL) - OPERATE A CMV AND DOES NOT POSSESS		Yes	
Vehicle Maintenance		Truck Tractor		3		393.11BCSURRE:CONSPICUITY SYSTEMS - TRAILERS UPPER REAR RETRO RE		No	
Vehicle Maintenance		Truck Tractor		2		393.88:Improperly located television receiver		No	
Inspection Date	Inspection ID	Inspection State	Location Description	Total Severity	# of Violations	Shipper Name	Inspection Level	Post Accident	Out of Service
06/26/2024	81972102	OK	BECKHAM POE	6	2	BLAZER WILKINSON GEE LLC	1	No	No
BASIC		Unit Type		Severity		Description		Out of Service	
Vehicle Maintenance		Truck Tractor		4		393.45B2:Failing to secure brake hose/tubing against mechan		No	
Vehicle Maintenance		Truck Tractor		2		393.9A:Inoperative required lamps		No	
Inspection Date	Inspection ID	Inspection State	Location Description	Total Severity	# of Violations	Shipper Name	Inspection Level	Post Accident	Out of Service
06/24/2024	81965365	CA	BAKERSFIELD AREA	4	1		3	No	No
BASIC		Unit Type		Severity		Description		Out of Service	
Unsafe Driving		Truck Tractor		4		392.2SLLS2:State/Local Laws - Speeding 6-10 miles per hour ov		No	
Inspection Date	Inspection ID	Inspection State	Location Description	Total Severity	# of Violations	Shipper Name	Inspection Level	Post Accident	Out of Service
04/17/2024	81390127	CA	FRESNO AREA	3	1		3	No	No
BASIC		Unit Type		Severity		Description		Out of Service	
Unsafe Driving		Truck Tractor		3		392.2LV:Lane Restriction violation		No	
Inspection Date	Inspection ID	Inspection State	Location Description	Total Severity	# of Violations	Shipper Name	Inspection Level	Post Accident	Out of Service
12/27/2023	81007413	IN	STILESVILLE IN	5	1		3	No	Yes
BASIC		Unit Type		Severity		Description		Out of Service	
Hours-Of-Serivce Compliance		Truck Tractor		5		395.8A1HOSP:HOS (PROPERTY) - FAILING TO HAVE A RECORD OF DUTY		Yes	

Inspection History ToC						
Inspection Date	Report Number	Report State	PU VIN	TR VIN	Severity Weight	Time Weight
10/27/2025	6325001052	AZ	3HSDZTZ9LN320351 - Truck Tractor	1UYVS25387U013727 - Semi Trailer		3
Power Unit Violation - Vehicle Maintenance Violation: 393.88 - Improperly located television receiver					2	
Trailer Violation - Vehicle Maintenance Violation: 393.11BCSURRE - CONSPICUITY SYSTEMS - TRAILERS UPPER REAR RETRO REFLECTIVE SHEETING INADEQUATE ON VEHICLE MANUFACTURED ON OR AFTER DECEMBER 1 1993.					3	
Power Unit Violation - OOS Driver Fitness Violation: 383.23A2LCDLN - LICENSE (CDL) - OPERATE A CMV AND DOES NOT POSSESS A VALID CDL.					8	
06/26/2024	PE13176923	OK	3HSDZTZ9LN320351 - Truck Tractor	1UYVS25387U013727 - Semi Trailer		1
Power Unit Violation - Vehicle Maintenance Violation: 393.9A - Inoperative required lamps					2	
Power Unit Violation - Vehicle Maintenance Violation: 393.45B2 - Failing to secure brake hose/tubing against mechanical damage					4	
06/24/2024	UFGN003212	CA	3HSDZTZ9LN320351 - Truck Tractor	1UYVS25387U013727 - Semi Trailer		1
Power Unit Violation - Unsafe Driving Violation: 392.2SLLS2 - State Speeding 6-10 mph					4	
04/17/2024	UBFW001920	CA	3HSDZTZ9LN320351 - Truck Tractor			1
Power Unit Violation - Unsafe Driving Violation: 392.2LV - Lane Restriction violation					3	
12/29/2023	1687NA3QM4	NM	3HSDZTZ9LN320351 - Truck Tractor	1UYVS25387U013727 - Semi Trailer		1
12/27/2023	8285009991	IN	3HSDZTZ9LN320351 - Truck Tractor	1UYVS25387U013727 - Semi Trailer		1
Power Unit Violation - OOS Hours-Of-Service (HOS) Compliance Violation: 395.8A1HOSP - HOS (PROPERTY) - FAILING TO HAVE A RECORD OF DUTY STATUS USING THE METHOD PRESCRIBED.					5	
Only the first 20 inspections are shown. See the live report for more data.						



Crash Hot Spots ToC

State	Level 1 (lowest crash frequency)	Level 2	Level 3	Level 4	Level 5 (highest crash frequency)
Arizona	0	0	0	1	0
California	0	1	1	0	0
Indiana	0	1	0	0	0
Oklahoma	0	0	0	0	1
Total	0	2	1	1	1
Company Level: 3					

Equipment and Driver Details ToC

MCS-150 Date	Equipment (Owned/Leased/Trip)			Driver Details		
	Tractors	Straight Trucks	Trailers	CDL's	Interstate	Intrastate
10/09/2025	1/0/0	0/0/0	0/1/0	2	2	0
01/28/2024	1/0/0	0/0/0	0/0/0	0	1	1
12/11/2023	1/0/0	0/0/0	0/0/0	0	1	1
11/27/2023	1/0/0	0/0/0	1/0/0	0	1	1
11/07/2023	1/0/0	0/0/0	1/0/0	0	1	1

Chameleon Type 1 - Chameleon issues highlighted in RED ToC

DOT	Legal Name	MCS-150 Date	Physical Address	Mailing Address	Company Rep 1	Company Rep 2	Phone	Fax	Cell Phone	Email
2370769	GOVI TRANSPORT INC	09/19/2022	30 KANASHIRO STREET, BRAMPTON, ON, L6P 1G8	30 KANASHIRO STREET, BRAMPTON, ON, L6P 1G8	SUKHDEEP SINGH SANDHU		(647)-401-2361	(905)-956-4700	(647)-401-2361	SSUKHDEEP591@GMAIL.COM
3255202	SUKHDEEP SINGH SANDHU	03/07/2019	1890 DOVER AVE APT M3, FAIRFIELD, CA, 94533-4076	1890 DOVER AVE APT M3, FAIRFIELD, CA, 94533-4076	SUKHDEEP SINGH SANDHU		(516)-303-2176			SUKHDEEPSANDHU597@GMAIL.COM
1701114	JOT HOLDINGS & INVESTMENTS INC	04/21/2009	779 CENTER DRIVE, ANN ARBOR, MI, 48103	10681 NW 107TH ST, YUKON, OK, 73099	SUKHDEEP SINGH SANDHU		(405)-283-0698			
1339800	SIMSAN BROS INC	10/18/2024	8899 COBBLE CREST DR, SACRAMENTO, CA, 95829	8899 COBBLE CREST DR, SACRAMENTO, CA, 95829	SIMRAT SINGH	SUKHDEEP SINGH SANDHU	(559)-240-6319	(559)-276-3634	(559)-240-6319	SIMSAN2@YAHOO.COM
3891926	2470496 ONTARIO LTD	01/25/2024	54 LEAGATE STREET, BRAMPTON, ON, L7A 2A9	54 LEAGATE STREET, BRAMPTON, ON, L7A 2A9	GURSIMRAN KAUR	SUKHDEEP SINGH SANDHU	(647)-233-7666			DISPATCH@STATE2STATELOGISTICS.COM

Chameleon Type 2 ToC

VIN	Unit Type	Inspection Date	DOT No	Company Name	City	State
-----	-----------	-----------------	--------	--------------	------	-------