



## Table of Contents

1. Overview	2. BASIC Scores History
3. BASIC Measures	4. KPI: BASIC Measures by Cargo Group
5. Estimated ISS Score	6. Investigation Results
7. Penalties History	8. Acute Critical Violations
9. Red Flag Violation Details	10. DOT Registration Information
11. DOT MCS-150 History	12. Crash Summary
13. Inspection Summary	14. KPI: Inspection Viol OOS Rates by Cargo Group
15. FHWA Registration Information	16. FHWA Insurance Information
17. FHWA Authorities	18. Severe Violations
19. Violation Report	20. Violation Summary
21. Violation Enforcement Chronology	22. Inspection Violations & OOS Counts
23. Radius Of Operation	24. Inspection & Crash Locations
25. Cargo Hot Spots	26. Inspection Violations & OOS Chronology
27. Percent of Insp & Crash by State	28. VIN Insp Summary by State
29. Violations By Unit Type	30. Equipment Ownership
31. Equipment Details	32. Vehicle Age
33. States of Power Unit Registrations	34. Equipment Acquisitions
35. Driver Details	36. Shared VIN Summary
37. Shipper Table	38. Safety Summary
39. Safety Details	40. Crash Detail Color Coded
41. Inspections with Shared Equipment	42. Inspection Tabular Details
43. Inspection Summary By Month	44. VIN Inspection Violation Details
45. Inspection History	46. Crash Hot Spots
47. DOT MCS-150 History Equipment and Driver Details	48. Chameleon



**Business Address**

733 VERONICA COURT  
MERCED, CA  
95341

**Contact Info**

(209)-316-8002  
  
SANGHAEXPRESS@YAHOO.COM

**FHWA Address**

733 VERONICA COURT  
MERCED, CA, 95341  
**Phone:** (209)-316-8002

**Mailing Address**

733 VERONICA COURT  
MERCED, CA  
95341

**Overview ToC**

**Operating Status:** AUTHORIZED FOR Property  
One other company viewed this DOT in the past two months  
**Crash/PU ratio:** 0.0%  
**Clean Inspection ratio:** 50.0%

**Estimated BASIC Scores (as of 4/25/2025)**

	Unsafe Driving	Hours of Service	Driver Fitness	Controlled Sub. and Alcohol	Vehicle Maintenance	HM Compliance	Crash
<b>Relative Scores</b>	0% ○	0% ○	0% ○	0% ○	0% ⊖	0% ○	0% ○
<b>Alert Status</b>	No	No	No	No	No	No	No



**Estimated Inspection Selection System (ISS) Score: 74**  
**Category: Optional Inspect**

\* The Estimated ISS score is based on Insufficient Data Algorithm \*

**BASIC Scores History - Unsafe Driving ToC**

There are no Scores for this BASIC

**BASIC Scores History - Hours of Service ToC**

There are no Scores for this BASIC

**BASIC Scores History - Driver Fitness ToC**

There are no Scores for this BASIC

**BASIC Scores History - Controlled Substance ToC**

There are no Scores for this BASIC



**BASIC Scores History - Vehicle Maintenance ToC**

There are no Scores for this BASIC

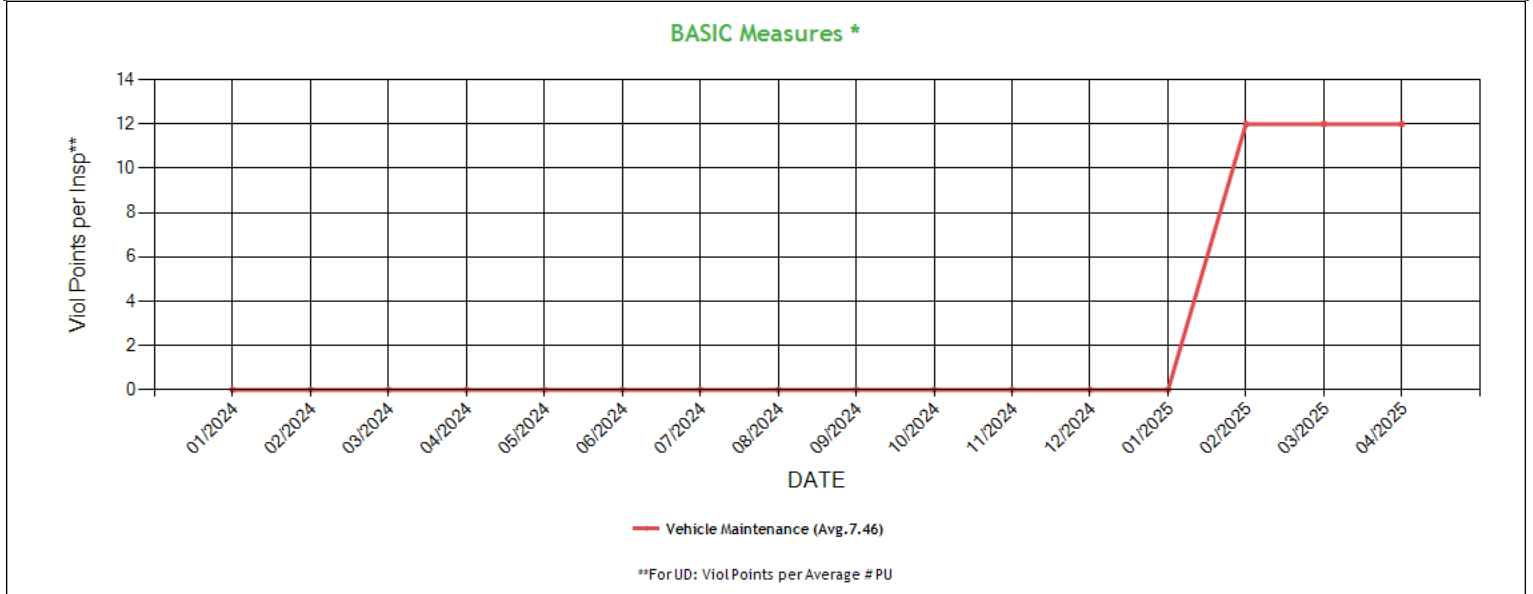
**BASIC Scores History - Crash ToC**

There are no Scores for this BASIC

**BASIC Scores History - Hazmat ToC**

There are no Scores for this BASIC

**BASIC Measures: Violation Points per Inspection Trends ToC**



\* BASIC Measures are the absolute SMS scores that are compared within each Safety Event Group to determine the BASIC Score percentiles. Averages based on fleets with 1-5 power units.



**BASIC Measures \* - Table ToC**

UD-Unsafe Driving, HOS-Hours of Service, DF-Driver Fitness, CS-Controlled Substances, VM-Vehicle Maintenance

Date	UD Measure	UD AC	UD with Viol	HOS Measure	HOS AC	HOS with Viol	DF Measure	DF AC	DF with Viol	CS Measure	CS AC	CS with Viol	VM Measure	VM AC	VM with Viol
04/2025	0.00	N	0	0.00	N	0	0.00	N	0	0.00	N	0	12.00	N	1
03/2025	0.00	N	0	0.00	N	0	0.00	N	0	0.00	N	0	12.00	N	1
02/2025	0.00	N	0	0.00	N	0	0.00	N	0	0.00	N	0	12.00	N	1
01/2025	0.00	N	0	0.00	N	0	0.00	N	0	0.00	N	0	0.00	N	0
12/2024	0.00	N	0	0.00	N	0	0.00	N	0	0.00	N	0	0.00	N	0
11/2024	0.00	N	0	0.00	N	0	0.00	N	0	0.00	N	0	0.00	N	0
10/2024	0.00	N	0	0.00	N	0	0.00	N	0	0.00	N	0	0.00	N	0
09/2024	0.00	N	0	0.00	N	0	0.00	N	0	0.00	N	0	0.00	N	0
08/2024	0.00	N	0	0.00	N	0	0.00	N	0	0.00	N	0	0.00	N	0
07/2024	0.00	N	0	0.00	N	0	0.00	N	0	0.00	N	0	0.00	N	0
06/2024	0.00	N	0	0.00	N	0	0.00	N	0	0.00	N	0	0.00	N	0
05/2024	0.00	N	0	0.00	N	0	0.00	N	0	0.00	N	0	0.00	N	0
04/2024	0.00	N	0	0.00	N	0	0.00	N	0	0.00	N	0	0.00	N	0
03/2024	0.00	N	0	0.00	N	0	0.00	N	0	0.00	N	0	0.00	N	0
02/2024	0.00	N	0	0.00	N	0	0.00	N	0	0.00	N	0	0.00	N	0
01/2024	0.00	N	0	0.00	N	0	0.00	N	0	0.00	N	0	0.00	N	0

\* BASIC Measures are the absolute SMS scores that are compared within each Safety Event Group to determine the BASIC Score percentiles.

**KPI: BASIC Measures by Fleet Size and Cargo Group ToC**

Fleet Size: 1-5 PUs

	Unsafe Driving		Hours of Service		Driver Fitness		Controlled Substance		Vehicle Maintenance		HM Compliance		Crash	
Cargo Group (Companies)	Avg.	Comp. to Avg.	Avg.	Comp. to Avg.	Avg.	Comp. to Avg.	Avg.	Comp. to Avg.	Avg.	Comp. to Avg.	Avg.	Comp. to Avg.	Avg.	Comp. to Avg.
General Freight (485750)	0.78	Better	0.22	Better	0.20	Better	0.02	Better	1.88	Worse	0.01	Better	0.06	Better
SANGHA EXPRESS LINES INC	0.00		0.00		0.00		0.00		12.00		0.00		0.00	

**Estimated ISS Score: 74 Optional Inspect ToC About the Inspection Selection System**

**Estimated ISS Score History - Table ToC**

Date	Estimated ISS Score	Recommendation	Algorithm
04/25/2025	74	Optional Inspect	Insufficient Data Algorithm
03/28/2025	74	Optional Inspect	Insufficient Data Algorithm
02/28/2025	74	Optional Inspect	Insufficient Data Algorithm
01/31/2025	69	Optional Inspect	Insufficient Data Algorithm
12/27/2024	69	Optional Inspect	Insufficient Data Algorithm
11/29/2024	69	Optional Inspect	Insufficient Data Algorithm
10/25/2024	69	Optional Inspect	Insufficient Data Algorithm
09/27/2024	63	Optional Inspect	Insufficient Data Algorithm
08/30/2024	63	Optional Inspect	Insufficient Data Algorithm
07/26/2024	63	Optional Inspect	Insufficient Data Algorithm
06/28/2024	63	Optional Inspect	Insufficient Data Algorithm
05/31/2024	63	Optional Inspect	Insufficient Data Algorithm
04/26/2024	63	Optional Inspect	Insufficient Data Algorithm
03/29/2024	63	Optional Inspect	Insufficient Data Algorithm
02/23/2024	63	Optional Inspect	Insufficient Data Algorithm
01/26/2024	63	Optional Inspect	Insufficient Data Algorithm



## Investigation Results [ToC](#)

No Investigations reported on FMCSA website

## Penalties History [ToC](#)

There is a problem with the Penalties data on FMCSA website.

## Acute Critical Violations (Based on Investigations as per CSA Methodology Appendix A) [ToC](#)

No Data

No red flag violations in the last 24 months

DOT Registration Information: The following information on this specific DOT # is from the Federal DOT (as of Operating Authority					
DOT Registration: 01/19/2024		Total Power Units: 1		Total Trucks: 1	
Total Trailers: 0		Total Passenger Vehicles: 0			
Status	Entity Type	Organization Type	Nation	Total Cars	Drivers / CDL Drivers
A	C	-	US	0	1 / 1
MCS-150 Date	Op Codes	Shipper Op Codes	Shipper HazMat Op Codes	Latest Review Type	Latest Review Document Number(Date)
09/25/2024	A				()
MCS-150 Mileage (Year)	Record Update Date	Transports Hazmats	DOT Census Date	Recordable Accident Rate	Preventable Accident Rate
78,456 (2023)	09/25/2024	N	01/19/2024	0%	0%
MCS-151 Mileage	Safety Rating (Date)	SEA Accident	SEA Driver	SEA Vehicle	SEA Management
0	None (None)	0%	0%	0%	0%
Classification Codes		Cargo Carried (per MCS-150)			
Authorized-For-Hire		General Freight			

DOT MCS-150 History <a href="#">ToC</a>			(as of 09/30/2024 DOT census)						
Census Date	MCS-150 Date	MCS-150 Mileage	VMT Year	Power Units	Drivers	Trailers	Company Rep1	Company Rep2	Email
9/30/2024	9/25/2024	78456	2023	1	1	-	JAGSEER SINGH		SANGHAEXPRESS@YAHOO.COM
9/11/2024	9/6/2024	78456	2023	1	1	-	JAGSEER SINGH		SANGHAEXPRESS@YAHOO.COM

## Crash Summary Chart [ToC](#)Crashes Summary - Chart (based on all available crash data)

No Data



Crashes Summary - Table (based on all available crash data) ToC										
	TOTAL	Last 6 months	7-12 months	13-18 months	19-24 months	25-30 months	30-36 months	37-41 months	42-48 months	Over 49 months
Total Reportable	0	0	0	0	0	0	0	0	0	0
Fatalities	0	0	0	0	0	0	0	0	0	0
Injuries	0	0	0	0	0	0	0	0	0	0
Tow Away	0	0	0	0	0	0	0	0	0	0
With Citations	0	0	0	0	0	0	0	0	0	0
Federal Recordable	0	0	0	0	0	0	0	0	0	0
Preventable	0	0	0	0	0	0	0	0	0	0
Crash per Pwr Unit	-	0.0%	0.0%	0.0%	0.0%	0.0%	0.0%	0.0%	0.0%	-

Inspection Summary ToC			
The following inspection information is based on results for 24 months prior to: 05/21/2025. Please note that the total inspections number is not necessarily the total of the vehicle, driver and hazmat inspections, as one inspection may have included any combination of the below inspections.			
Overall	Vehicle	Driver	Hazmat
(Please note that the total inspections number is not necessarily the total of the vehicle, driver and hazmat inspections, as one inspection may have included any combination of the below inspections)  Total Inspections: 2 Total Out of Service: 1  Out of Service: 50% National Average: 20.97% Difference: 29.03%	Total Inspections: 1 Total Out of Service: 1  Out of Service: 100.00% National Average: 25.17% Difference: 74.83%	Total Inspections: 2 Total Out of Service: 0  Out of Service: 0.00% National Average: 6.59% Difference: -6.59%	Total Inspections: 0 Total Out of Service: 0  Out of Service: 0.00% National Average: 2.92% Difference: -2.92%

KPI: Inspection Viol OOS Rates by Cargo Group ToC								
Cargo Group	OVERALL		VEHICLE		DRIVER		HAZMAT	
	Average	Compared to Average	Average	Compared to Average	Average	Compared to Average	Average	Compared to Average
General Freight	28.67%	Worse	25.12%	Worse	12.48%	Better	0.19%	Better
SANGHA EXPRESS LINES INC	50.0%		100%		0%		0%	

FHWA Registration Information: The following data on this Motor Carrier is from the Federal Hwy Administration (as of 10/22/2024)								
Docket Number	DOT Number	Company Name	DBA Name	Address	City	State	Country	ZIP Code
MC1610389	4182139	SANGHA EXPRESS LINES INC		733 VERONICA COURT	MERCED	CA	US	95341
Phone Number	Fax Number	Mail Address	Mail City	Mail State	Mail Contry	Mail ZIP Code	Mail Phone Number	Mail Fax Number
(209)-316-8002								
Date of Last Change	Freight	Passenger	Household Goods	Active Authority	Pending Authority	Revocation Pending Authority		
10/22/2024	Y	N	N	/ Common /	/	/		

Insurance Required (as of 10/22/2024) ToC			
Docket Number	Insurance Type	Insurance Required	Insurance on File
MC1610389	BIPD	\$750k	\$750k
MC1610389	Cargo	No	No
MC1610389	Bond	No	No



**Active / Pending Insurance (as of 10/22/2024)**

Docket Number	Form	Type	Insurance Carrier	Policy/Surety	Coverage From	Coverage To	Required	On File	Effective Date	Cancel Date
MC1610389	91X	BIPD/Primary	KNIGHT SPECIALTY INSURANCE COMPANY	KSCW4749127-00	\$0k	\$750k	\$750k	\$750k	08/15/2024	-

**Insurance History (as of 10/22/2024)**

**No Data for Insurance History (as of 10/22/2024)**

**FHWA Authorities (as of 10/22/2024) ToC**

Docket#	L&I Name	Active Authority	Inactive Authority	Pending Authority	Revocation Pending Authority	Freight	Passenger	Household Goods
MC1610389	SANGHA EXPRESS LINES INC	Common /				Yes	No	No

**Authority History (as of 10/22/2024)**

Docket Number	Sub	Auth Type	Original Action	Disposition
MC1610389		COMMON	GRANTED 8/16/2024 12:00:00 AM	
MC1610389		COMMON	DISMISSED 2/28/2024 12:00:00 AM	

**Severe Violations (i.e. those with >= 8 points) - Chart ToC**

**No Data**

**Severe Violations (i.e. those with >= 8 points) - Table**

**No Data**

**Violation Report ToC**

Inspection Date	Inspection State	BASIC	Violation Description	OOS	VIN	Severity Points
02/23/2025	MI	Vehicle Maintenance	393.9ALCL - LIGHTING - CLEARANCE LAMP(S) INOPERATIVE.	No	1UYVS2534EM774316	2
02/23/2025	MI	Vehicle Maintenance	393.9ALIL - LIGHTING - IDENTIFICATION LAMP(S) INOPERATIVE.	No	1UYVS2534EM774316	6
02/23/2025	MI	Vehicle Maintenance	393.9ALSLIWR - LIGHTING - STOP LAMPS - BOTH INOPERATIVE WHEN REQUIRED TO BE ON.	Yes	1UYVS2534EM774316	6
10/17/2024	CO	Vehicle Maintenance	392.2SLSNC - STATE/LOCAL LAWS - CMV SNOW CHAINS REQUIRED.	No	3AKJHHDR8MSMF9147	2

No filters were applied when generating this report, see the live report for more options.

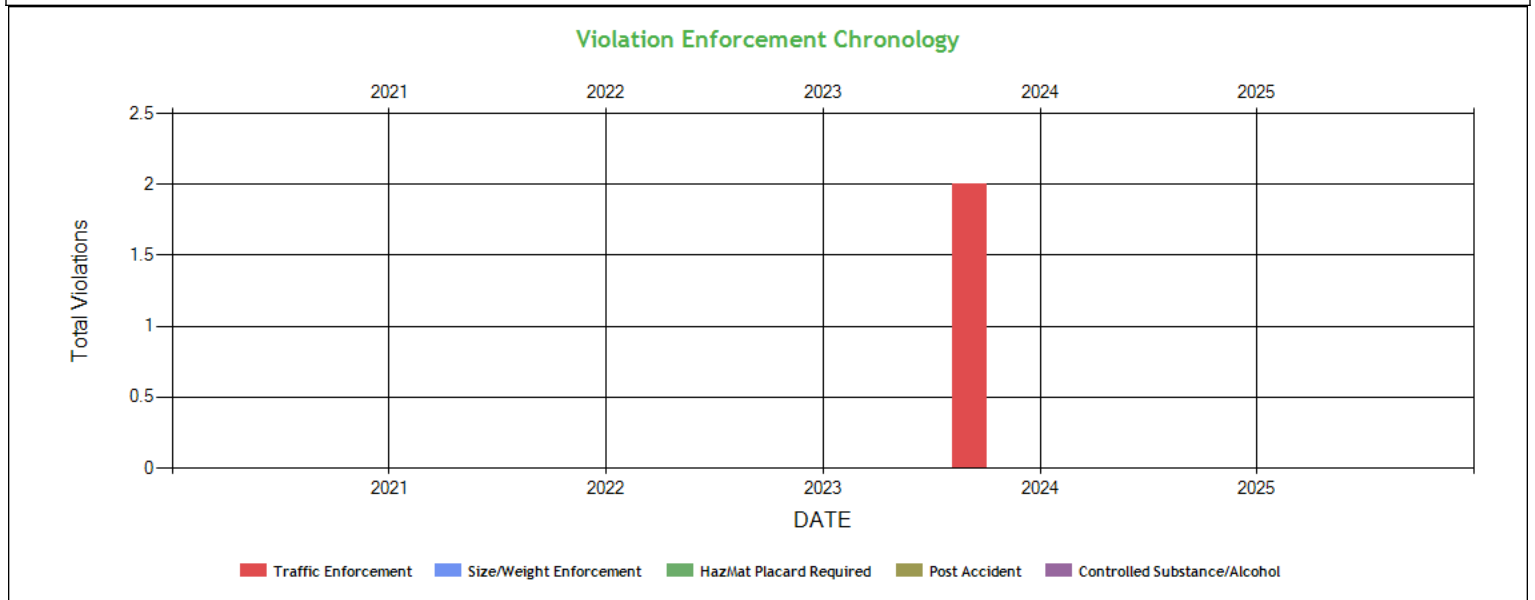


### Violation Summary [ToC](#)

BASIC	Violation Group	Code	Description	# of Violations	# of OOS Violations	Severity Points
Vehicle Maintenance	Lighting	393.9ALSLIWR	LIGHTING - STOP LAMPS - BOTH INOPERATIVE WHEN REQUIRED TO BE ON.	1	1	6
Vehicle Maintenance	Lighting	393.9ALIL	LIGHTING - IDENTIFICATION LAMP(S) INOPERATIVE.	1	0	6
Vehicle Maintenance	Emergency Equipment	392.2SLSNC	STATE/LOCAL LAWS - CMV SNOW CHAINS REQUIRED.	1	0	2
Vehicle Maintenance	Clearance Identification Lamps/Other	393.9ALCL	LIGHTING - CLEARANCE LAMP(S) INOPERATIVE.	1	0	2

No filters were applied when generating this report, see the live report for more options.

### Violation Enforcement Chronology - Chart [ToC](#)




### Violation Enforcement Chronology - Table [ToC](#)

	2021	2022	2023	2024	2025
Traffic Enforcement	0	0	0	2	0
Size/Weight Enforcement	0	0	0	0	0
HazMat Placard Required	0	0	0	0	0
Post Accident	0	0	0	0	0
Controlled Substance/Alcohol	0	0	0	0	0





### Inspection Violations & OOS Counts - Chart ToC



### Inspection Violations & OOS Counts - Table ToC

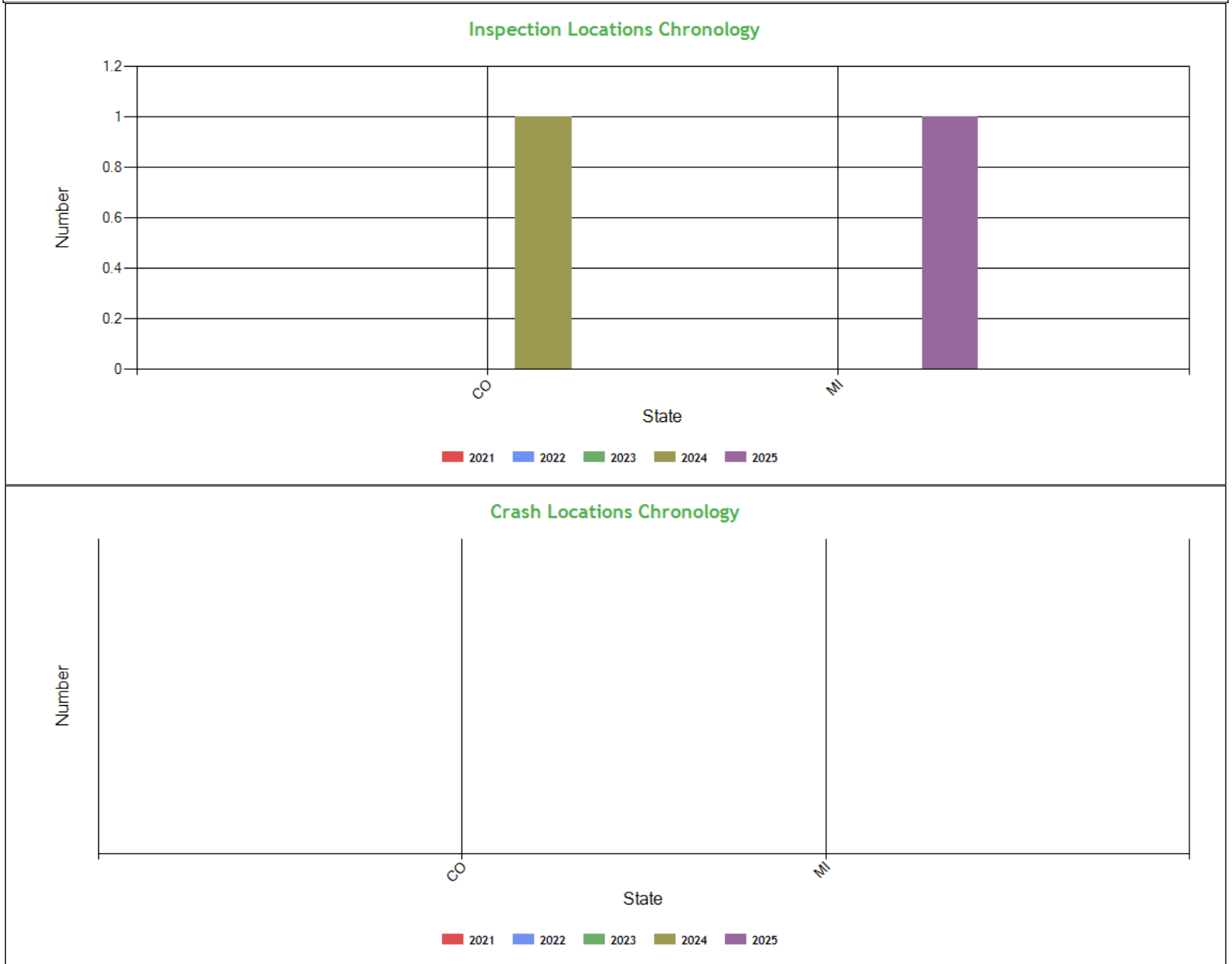
Date Range	Inspections	Violations	Out-of-Services	Crashes
TOTAL	2	4	1	0
1 - 6 months	1	3	1	0
7 - 12 months	1	1	0	0
13 - 18 months	0	0	0	0
19 - 24 months	0	0	0	0
25 - 30 months	0	0	0	0
31 - 36 months	0	0	0	0
37 - 42 months	0	0	0	0
43 - 48 months	0	0	0	0

### Radius of Operation (based on Inspections and Crashes during the past 3 years) ToC

	Total	Drive between 0 and 50 miles radius	Drive between 51 and 200 miles radius	Drive between 201 and 300 miles radius	Drive between 301 and 400 miles radius	Drive between 401 and 500 miles radius	Drive between 501 and 600 miles radius	Drive beyond 600 miles radius
Power Units (i.e. unique VINs)	1	0	0	0	0	0	0	1
Percent	100%	0%	0%	0%	0%	0%	0%	100%



Inspection & Crash Locations - Chart ToC



Inspection & Crash Locations - Table ToC

State	Inspections					Violations					Out-of-Services					Crashes				
	2021	2022	2023	2024	2025	2021	2022	2023	2024	2025	2021	2022	2023	2024	2025	2021	2022	2023	2024	2025
TOTAL	0	0	0	1	1	0	0	0	1	4	0	0	0	0	1	0	0	0	0	0
CO	0	0	0	1	0	0	0	0	1	0	0	0	0	0	0	0	0	0	0	0
MI	0	0	0	0	1	0	0	0	0	4	0	0	0	0	1	0	0	0	0	0

Hot Spot Summary ToC

Year	Month	Level 5	Level 5 %	Level 4	Level 4 %	Level 3	Level 3 %	Level 2	Level 2 %	Level 1	Level 1 %	Level 0	Level 0 %	Levels 1 - 5	Levels 1 - 5 %
2025	February (Partial)	0	0.00%	0	0.00%	1	50.00%	0	0.00%	0	0.00%	0	0.00%	1	50.00%
2024	October	0	0.00%	0	0.00%	0	0.00%	0	0.00%	0	0.00%	1	50.00%	0	0.00%



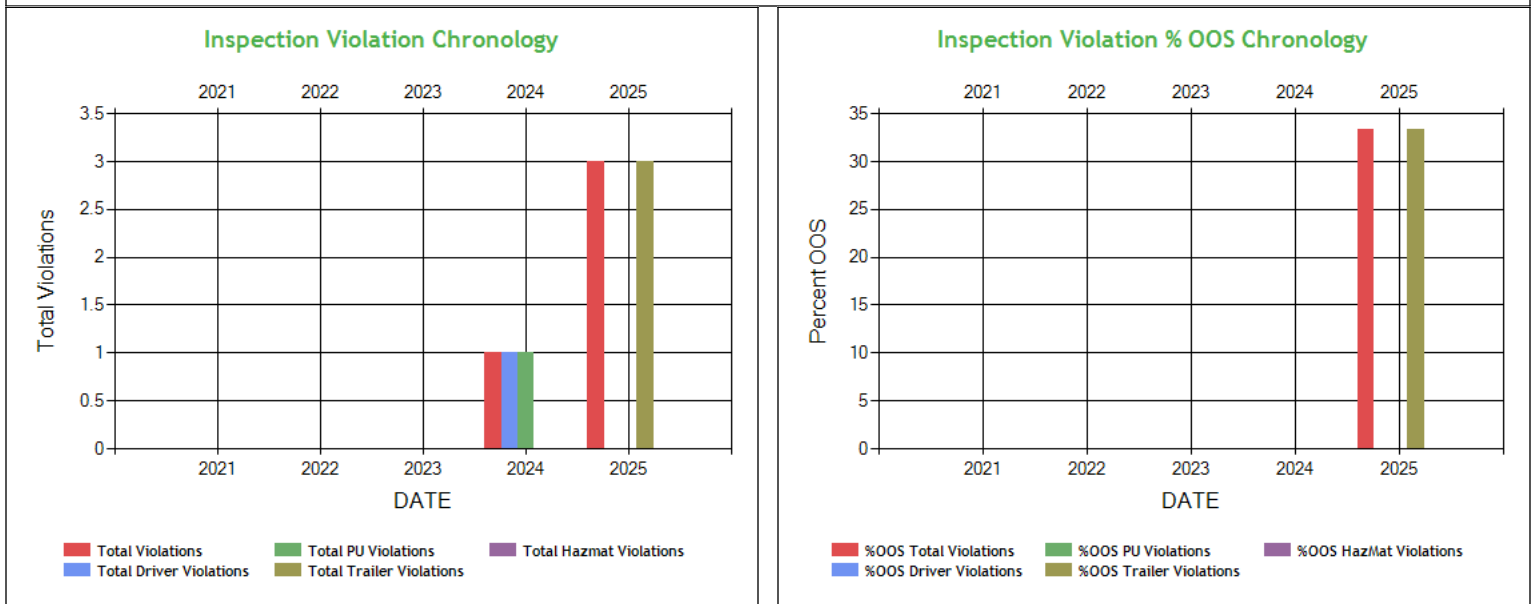
Totals	0	0.00%	0	0.00%	1	50.00%	0	0.00%	0	0.00%	1	50.00%	1	50.00%
--------	---	-------	---	-------	---	--------	---	-------	---	-------	---	--------	---	--------

### Hot Spot Analysis

State	County	Level	Count	Percentage
MI	Monroe	3	1	50.00%

Report generated using the last 12 full months of inspection data

### Inspection Violation % OOS Chronology - Chart [ToC](#)

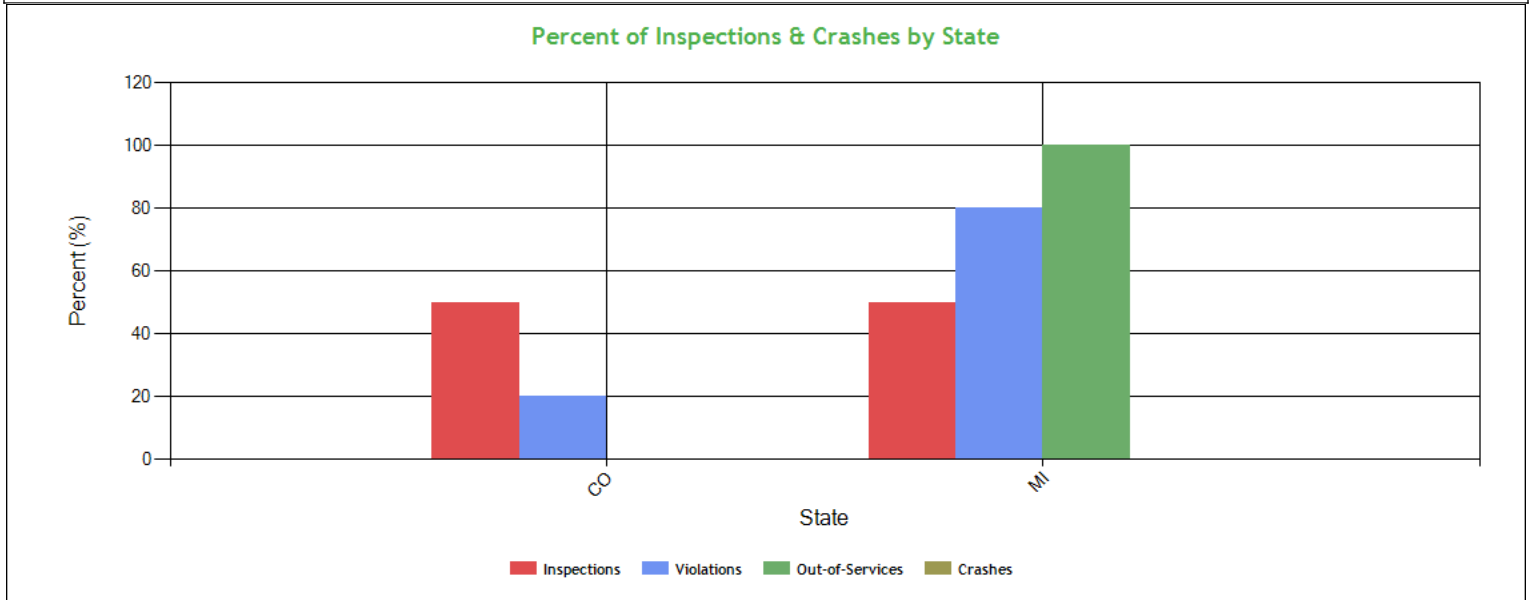


### Inspection Violation % OOS Chronology - Table [ToC](#)

	2021	2022	2023	2024	2025
Total Violations	0	0	0	1	3
Total Out Of Services	0	0	0	0	1
%OOS Total Violations	0	0	0	0	33.33
Total Driver Violations	0	0	0	1	0
Total Driver Out Of Services	0	0	0	0	0
%OOS Driver Violations	0	0	0	0	0
Total PU Violations	0	0	0	1	0
Total PU Out Of Services	0	0	0	0	0
%OOS PU Violations	0	0	0	0	0
Total Trailer Violations	0	0	0	0	3
Total Trailer Out Of Services	0	0	0	0	1
%OOS Trailer Violations	0	0	0	0	33.33
Total Hazmat Violations	0	0	0	0	0
Total Hazmat Out Of Services	0	0	0	0	0
%OOS HazMat Violations	0	0	0	0	0



**Percent of Insp & Crash by State - Chart ToC**



**Percent of Insp & Crash by State - Table (based on Inspection data from the last 4 years) ToC**

State	Inspections		Violations		Out-of-Services		Crashes	
	Total	Percent	Total	Percent	Total	Percent	Total	Percent
	2	100	5	100	1	100	0	100
CO	1	50	1	20	0	0	0	0
MI	1	50	4	80	1	100	0	0

**VIN Insp Summary by State (based on inspection from the last 2 years) ToC**

VIN	Insp	Viol Pts	Counts in each State			
			CO		MI	
			Insp	Viol Pts	Insp	Viol Pts
<b>TOTALS</b>	<b>4/4*</b>	<b>2/16**</b>	<b>1</b>	<b>2</b>	<b>1</b>	<b>14</b>
3AKJHHR8MSMF9147	2	2	1	2	1	0
1UYVS2534EM774316	1	14	0	0	1	14

\*<Total number of inspections for these 2 VIN(s)>/n<Total number of inspections for these 2 state(s)>

\*\*<Total severity sum for these 2 VIN(s)>/n<Total severity sum for these 2 state(s)>

**Violations By Unit Type ToC**

**# of Violations: 4 Total Severity: 16 based on inspections in the last 2 years**

<b>Violation Unit: Driver</b>	<b># of Violations: 1</b>	<b>Total Severity: 2</b>	<b>% of Total: 12.5%</b>
Viol. Group: Emergency Equipment	# of Violations: 1	Total Severity: 2	% of Total: 12.5%
Violation	Number of Occurrences	Viol. Severity	Total Severity
392.2SLNC:STATE/LOCAL LAWS - CMV SNOW CHAINS REQUIRED.	1	2	2
<b>Violation Unit: Trailer</b>	<b># of Violations: 3</b>	<b>Total Severity: 14</b>	<b>% of Total: 87.5%</b>
Viol. Group: Lighting	# of Violations: 2	Total Severity: 12	% of Total: 75%
Violation	Number of Occurrences	Viol. Severity	Total Severity
393.9ALIL:LIGHTING - IDENTIFICATION LAMP(S) INOPERATIVE.	1	6	6
393.9ALSLIWR:LIGHTING - STOP LAMPS - BOTH INOPERATIVE WHEN REQU	1	6	6
Viol. Group: Clearance Identification Lamps/Other	# of Violations: 1	Total Severity: 2	% of Total: 12.5%
393.9ALCL:LIGHTING - CLEARANCE LAMP(S) INOPERATIVE.	1	2	2



Equipment Ownership <b>ToC</b> Equipment Ownership (based on MCS-150 dated 9/25/2024)					
	Trucks	Tractors	Trailers	Motor Coaches	Vans
Owned	1	0	0	0	0
Term Leased	0	0	0	0	0
Trip Leased	0	0	0	0	0
Total No.	1	0	0	0	0

Equipment Details Power Units <b>ToC</b>									
VIN	Latest Insp Date	Year	Make	Model	Body Class	Body Type	Axles	Len	Fuel Type
3AKJHHDR8MS MF9147	02/23/2025	2021	FREIGHTLINER	New Cascadia 126" Sleepercab	Truck-Tractor	-	-	-	Diesel

Equipment Details Trailers									
VIN	Latest Insp Date	Year	Make	Model	Body Class	Body Type	Axles	Len	Fuel Type
1UYVS2534EM7 74316	02/23/2025	2014	UTILITY	Utility Trailer Manufacturer	Trailer	Van Trailer	2	53	-
1UYVS2530HU8 18221	10/17/2024	2017	UTILITY	Utility Trailer Manufacturer	Trailer	Van Trailer	2	53	-

Vehicle Age <b>ToC</b>				
Year	# Power Units	PU Percentage	# Trailers	Trailres Percentage
2021	1	100.00%	0	0.00%
2017	0	0.00%	1	50.00%
2014	0	0.00%	1	50.00%

Based on 24 months of inspection data, see the live report for more options

States of Power Unit Registrations <b>ToC</b>		
State	CO	MI
Number of Power Units	1	1

Equipment Acquisitions - Table <span>ToC</span>							
	Power Units inspected for 1st time in past 12 months	Power Units inspected for 1st time in past 24 months	Power Units inspected during entire date range		Trailers inspected for 1st time in past 12 months	Trailers inspected for 1st time in past 24 months	Trailers inspected during entire date range
Unique VINs	1	1	1		2	2	2
Unique License Plates	1	1	1		2	2	2
License Plate States	1	1	1		1	1	1



Driver Details <b>ToC</b> Driver Details (based on MCS-150 dated 9/25/2024)			
	Within 100 mi	Beyond 100 mi	TOTAL
# Drivers Interstate	0	1	1
# Drivers Intrastate	0	0	0
TOTAL	0	1	/
Avg. # Trip Lease Drivers/Mo: 0 # Drivers Grand Total: 1 # Drivers Commercially Licensed: 1			

Shared VIN Summary <b>ToC</b>
-------------------------------

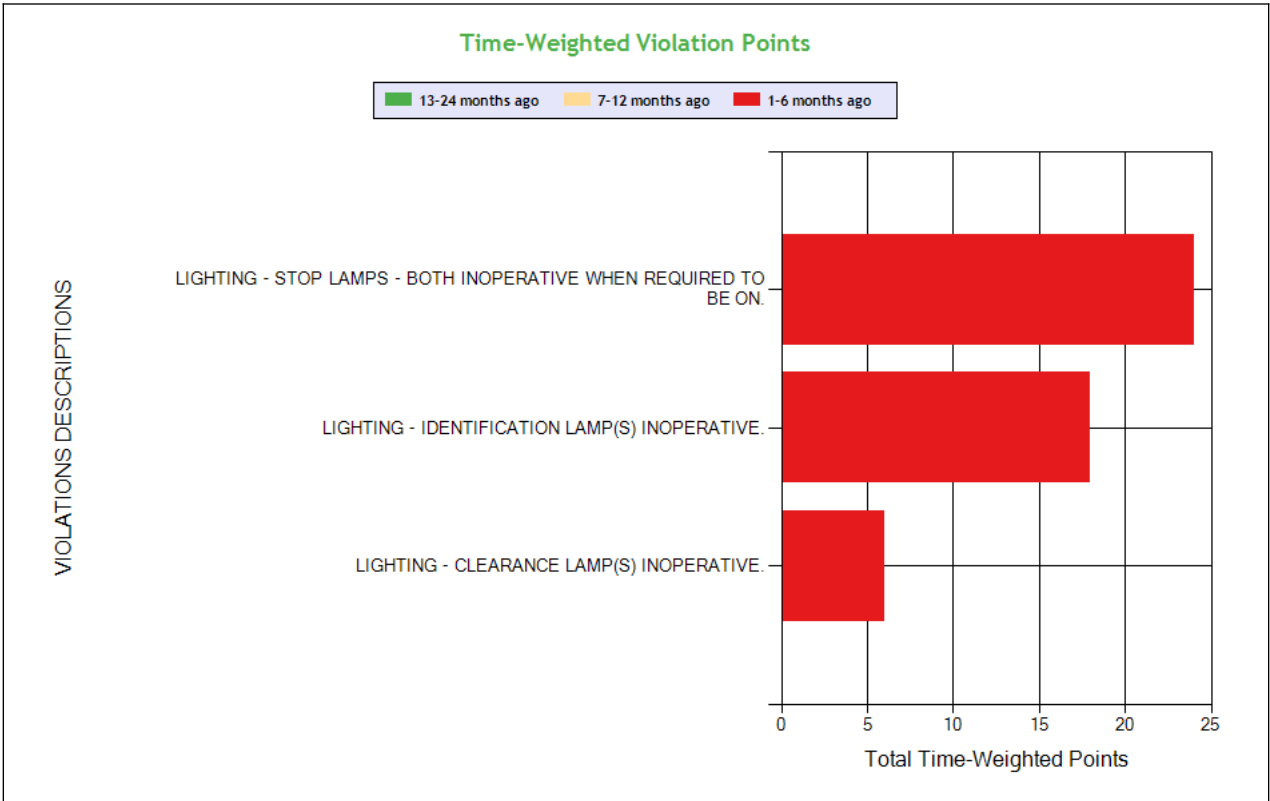
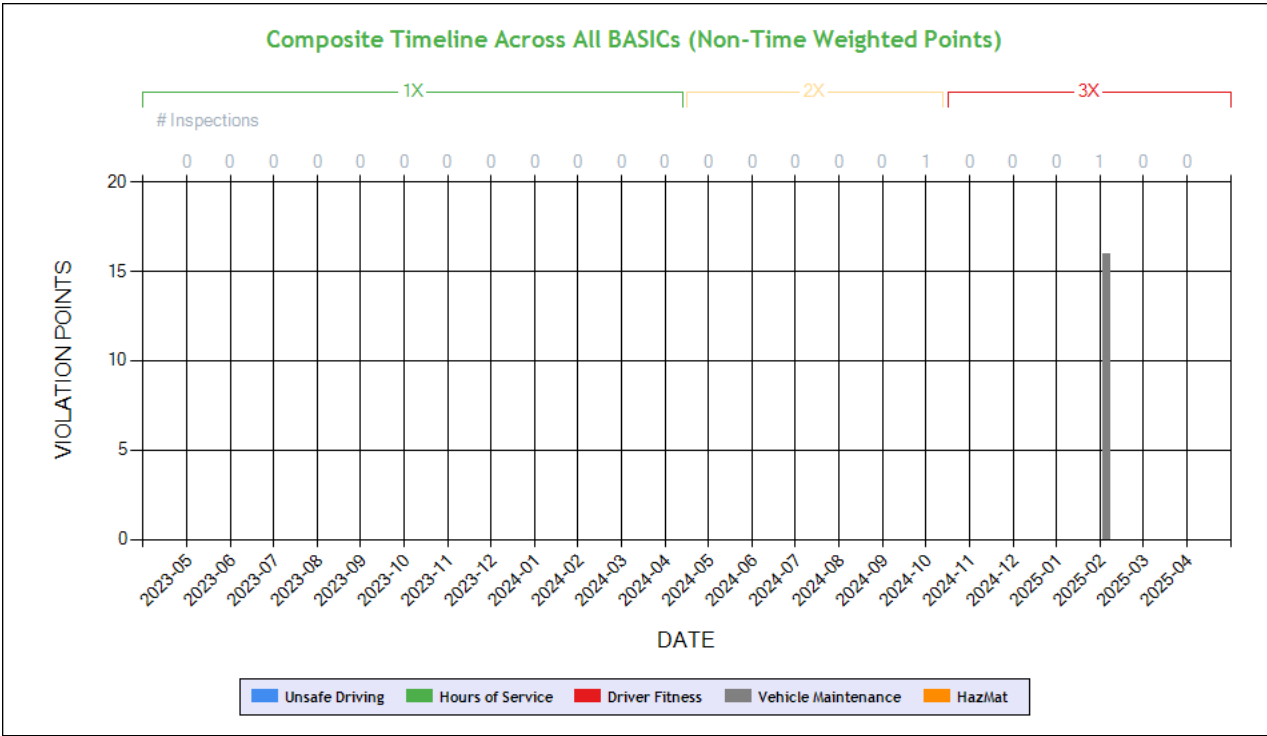
No Data

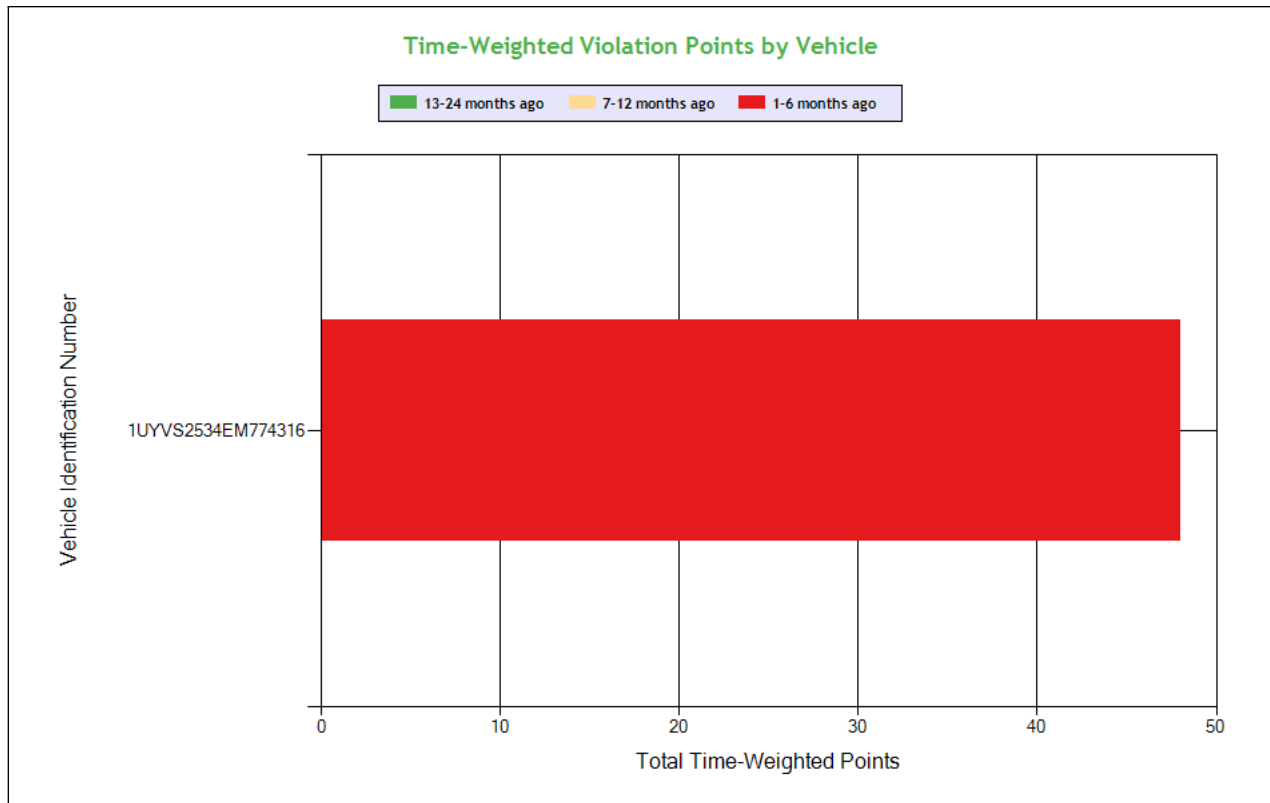
**SHIPPERS DETAIL **ToC**** based on Inspection results for the last 4 years

Shipper Name	Number of Inspections	Shipper Name	Number of Inspections
CONAGRA BRANDS	1	ORGANIC GIRL	1



**Carrier Underwriting Report Safety Summary ToC**





See the Excel file for the complete analysis

# Violations is in (1-6/7-12/13-24mo)

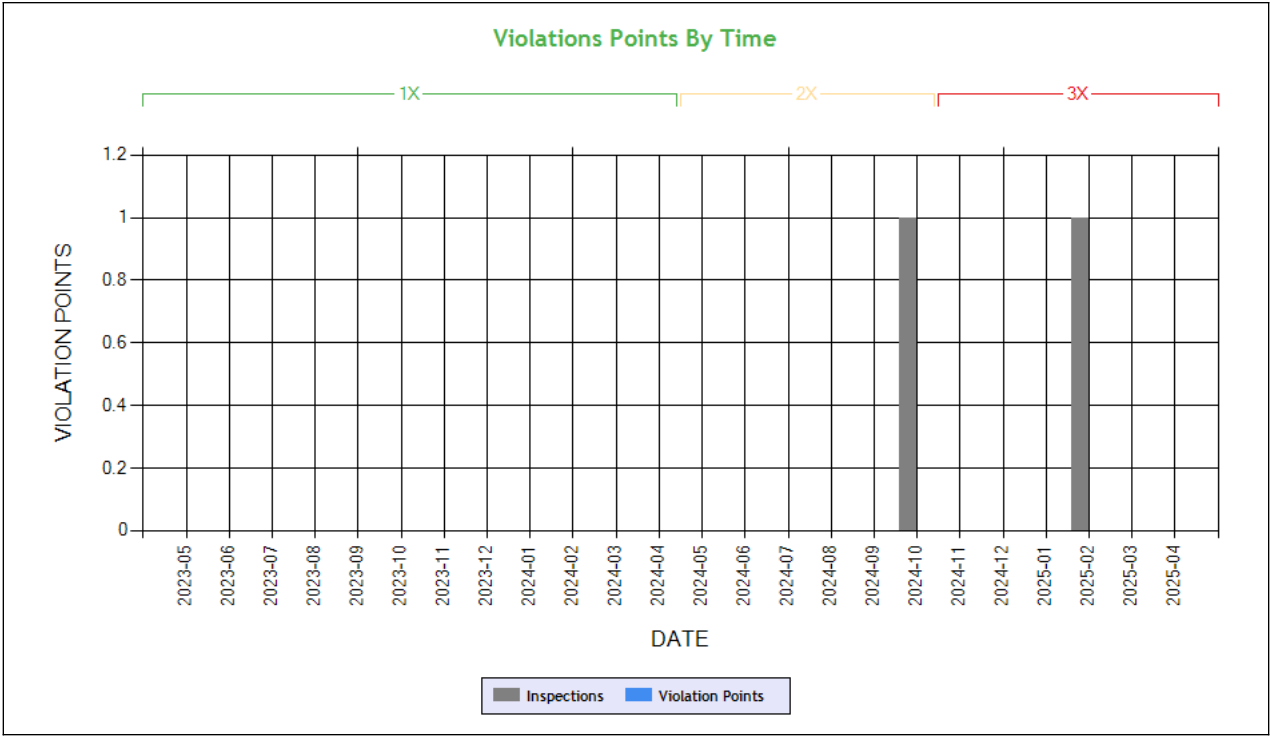
Shaded = Out Of Service Violation					
Violation Group			Lighting	Lighting	Clearance Identification Lamps/Other
Violation Description	Total Time-weighted Points by VIN	% of Total Time-weighted Points by VIN	LIGHTING - STOP LAMPS - BOTH INOPERATIVE WHEN REQUIRED TO BE ON.	LIGHTING - IDENTIFICATION LAMP(S) INOPERATIVE.	LIGHTING - CLEARANCE LAMP(S) INOPERATIVE.
Driver Resp			Yes	Yes	Yes
Total Time-weighted Points			24	18	6
% Total Time-Wt Pts			50.0	37.50	12.50
1UYVS2534EM774316	48	100	24 (1/0/0)	18 (1/0/0)	6 (1/0/0)





**SAFETY ANALYSIS    ToC**

**Unsafe Driving**



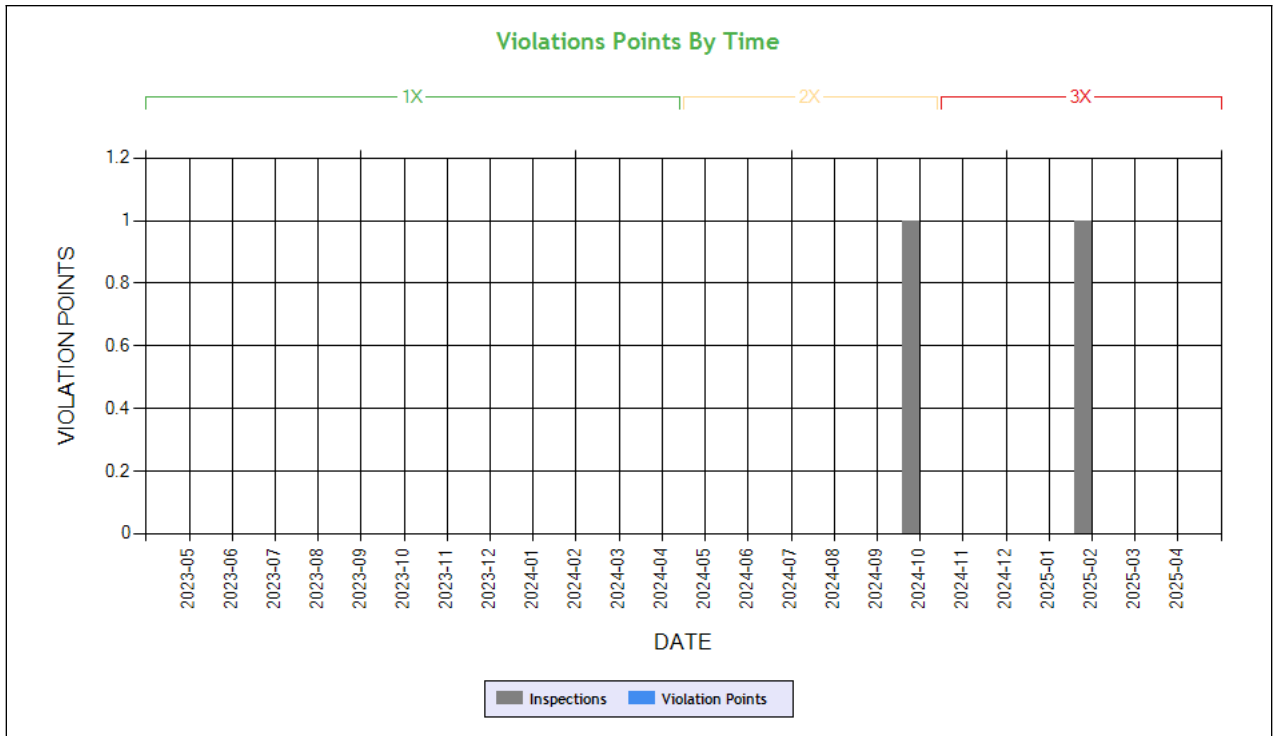
Time-Weighted Violation Points - no data available to draw a chart  
Time-Weighted Severity Points by Vehicle - no data available to draw a chart

See the Excel file for the complete analysis # Violations is in (1-6/7-12/13-24mo)

Shaded = Out Of Service Violation		
Violation Group		
Violation Description	Total Time-weighted Points by VIN	% of Total Time-weighted Points by VIN
Driver Resp		
Total Time-weighted Points		
% Total Time-Wt Pts		

**HOS Compliance**

Time-Weighted Violation Points - no data available to draw a chart  
Time-Weighted Severity Points by Vehicle - no data available to draw a chart



**Carrier Software**  
 1-800-646-5152  
 info@CarrierSoftware.com

**CONFIDENTIAL - Intended for use by Amerigo Insurance Agency - Date: 5/22/2025**  
**SANGHA EXPRESS LINES INC - DOT# 4182139 / MC1610389**

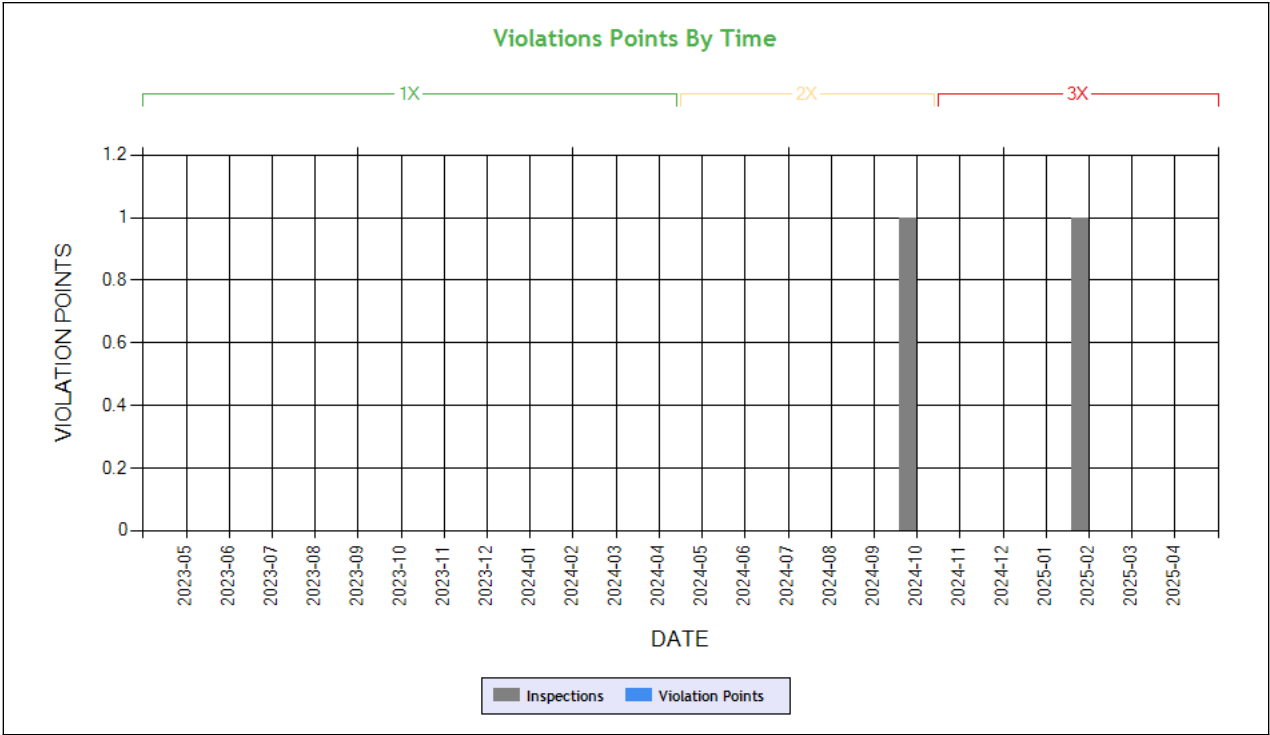
See the Excel file for the complete analysis

# Violations is in (1-6/7-12/13-24mo)

Shaded = Out Of Service Violation		
Violation Group		
Violation Description	Total Time-weighted Points by VIN	% of Total Time-weighted Points by VIN
Driver Resp		
Total Time-weighted Points		
% Total Time-Wt Pts		



Driver Fitness



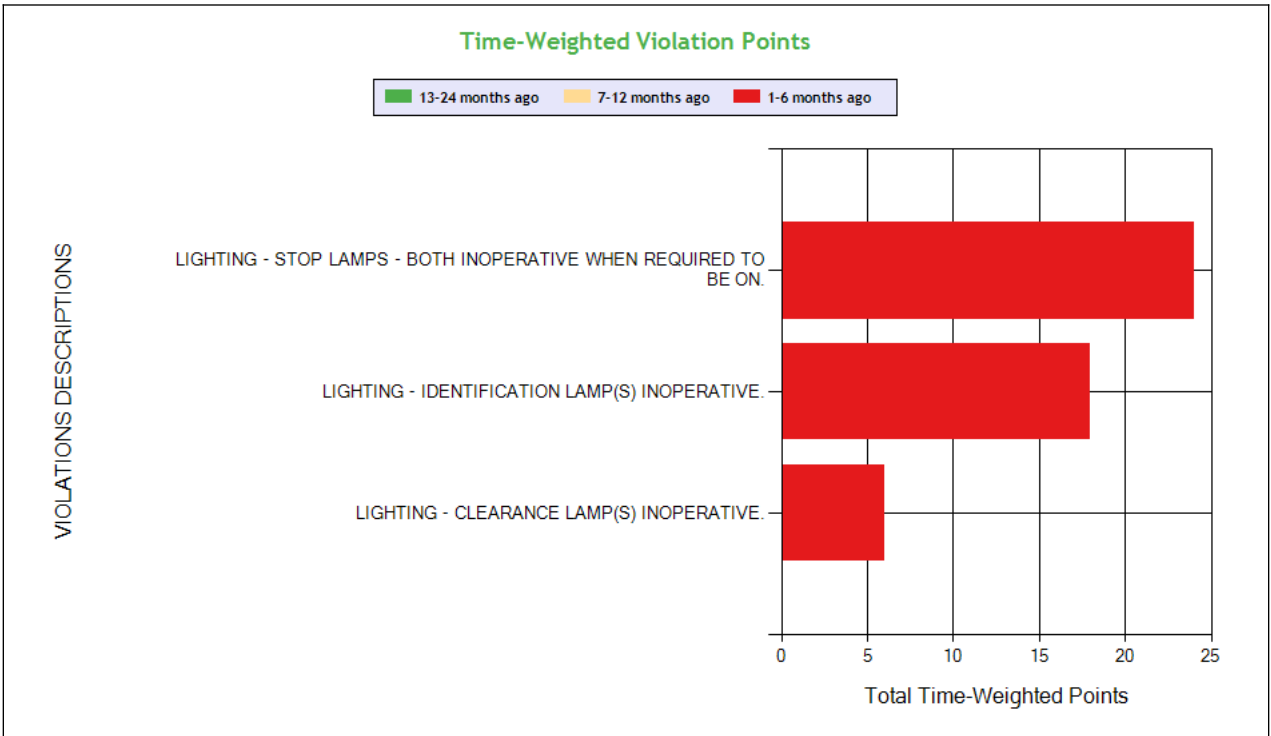
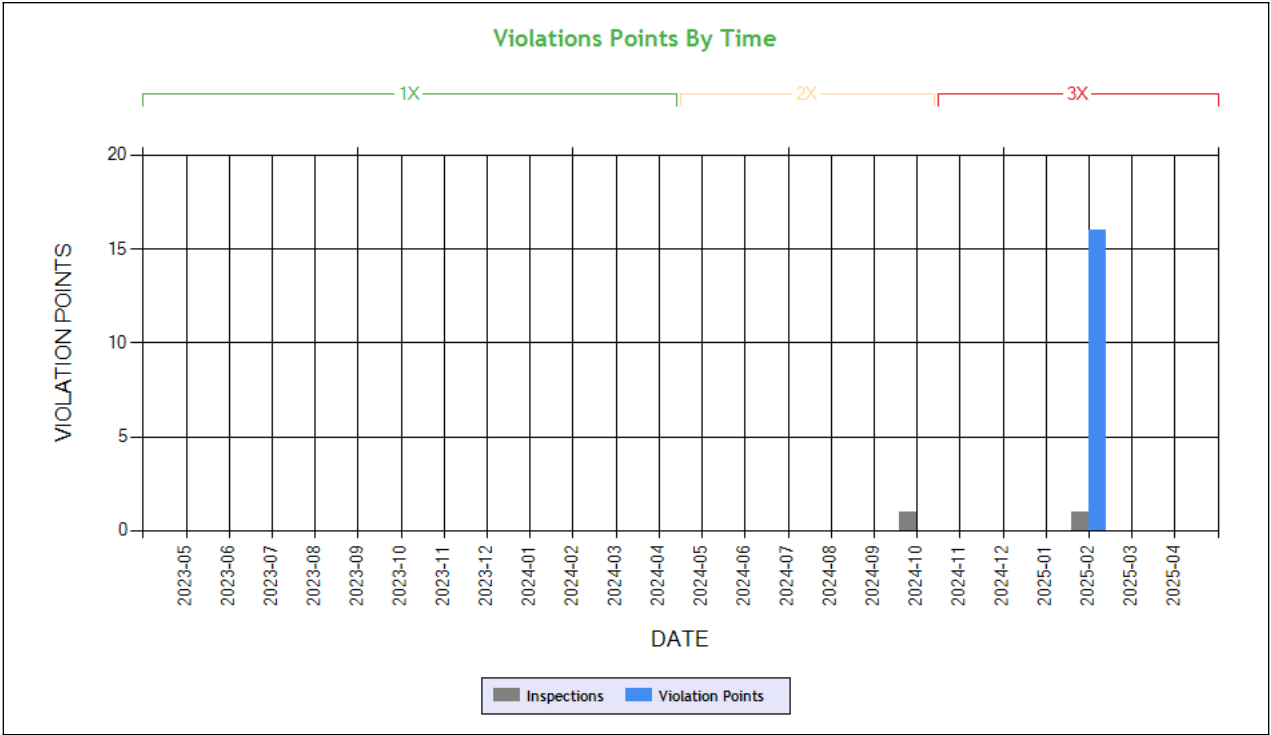
Time-Weighted Violation Points - no data available to draw a chart  
Time-Weighted Severity Points by Vehicle - no data available to draw a chart

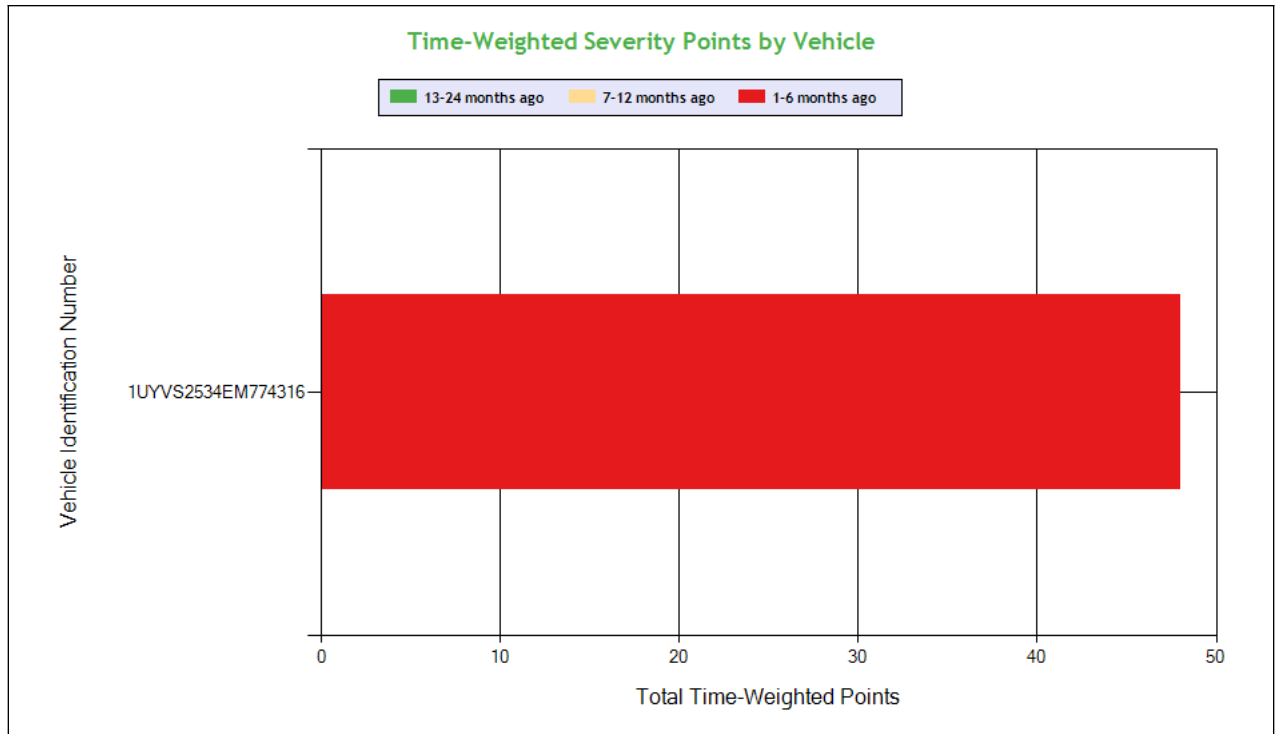
See the Excel file for the complete analysis # Violations is in (1-6/7-12/13-24mo)

Shaded = Out Of Service Violation		
Violation Group		
Violation Description	Total Time-weighted Points by VIN	% of Total Time-weighted Points by VIN
Driver Resp		
Total Time-weighted Points		
% Total Time-Wt Pts		



Vehicle Maintenance





**Carrier Software**  
 1-800-646-5152  
 info@CarrierSoftware.com

**CONFIDENTIAL - Intended for use by Amerigo Insurance Agency - Date: 5/22/2025**  
**SANGHA EXPRESS LINES INC - DOT# 4182139 / MC1610389**

See the Excel file for the complete analysis

# Violations is in (1-6/7-12/13-24mo)

Shaded = Out Of Service Violation					
Violation Group			Lighting	Lighting	Clearance Identification Lamps/Other
Violation Description	Total Time-weighted Points by VIN	% of Total Time-weighted Points by VIN	LIGHTING - STOP LAMPS - BOTH INOPERATIVE WHEN REQUIRED TO BE ON.	LIGHTING - IDENTIFICATION LAMP(S) INOPERATIVE.	LIGHTING - CLEARANCE LAMP(S) INOPERATIVE.
Driver Resp			Yes	Yes	Yes
Total Time-weighted Points			24	18	6
% Total Time-Wt Pts			50.0	37.50	12.50
1UYVS2534EM774316	48	100	24 (1/0/0)	18 (1/0/0)	6 (1/0/0)

#### COLOR CODED CRASH TABLE ToC

No crashes have been reported by the DOT on this Motor Carrier

#### INSPECTIONS WITH SHARED EQUIPMENT:

No Data



### LEGEND

#### Vehicle Information

Inspection for DOT # being analyzed

Inspection for Different DOT #

Crash Information for specific VIN

### INSPECTION DETAILS for ALL Inspections

PDF shows the first 100 Power Unit & Trailer VINs with most recent inspections using data from the last 4 years

### POWER UNIT Inspections Section

VIN: 3AKJHHR8MSMF9147				Unit: Truck Tractor		Year: 2021	Make: FREIGHTLINER	
Crash Report No.	DOT	Date	State	Fatalities	Injuries	Tow Away	Vehicles Involved	
AZ0000012353	28406	02/26/2023	AZ	0	0	Yes	4	
DOT No: 4182139		Docket No: MC1610389		Name: SANGHA EXPRESS LINES INC			Interstate: Yes	
Date	Unit License	Unit Lic State	Violation Unit	Violation Description		Severity	OOS	Citation
02/23/2025	ZP25075	CA	D	392.2SLLIFTA		0	No	
10/17/2024	ZP25075	CA	D	392.2SLSNC - STATE/LOCAL LAWS - CMV SNOW CHAINS REQUIRED.		2	No	6409280
DOT No: 4117089		Docket No: MC1573847		Name: AHAAN TRANS INC			Interstate: Yes	
Date	Unit License	Unit Lic State	Violation Unit	Violation Description		Severity	OOS	Citation
09/27/2024	ZP25075	CA	-	-		-	-	-
DOT No: 28406		Docket No: MC124679		Name: C R ENGLAND INC			Interstate: Yes	
Date	Unit License	Unit Lic State	Violation Unit	Violation Description		Severity	OOS	Citation
01/22/2024	2937378	IN	-	-		-	-	-
03/22/2023	2937378	IN	1	392.2LV - Lane Restriction violation		3	No	KR29829
10/06/2022	2937378	IN	-	-		-	-	-
07/14/2022	2937278	CA	-	-		-	-	-
10/08/2021	2937378	IN	-	-		-	-	-
09/01/2021	2937378	IN	-	-		-	-	-
07/13/2021	2937378	IN	-	-		-	-	-
07/12/2021	2937378	IN	-	-		-	-	-
01/12/2021	2937378	IN	-	-		-	-	-
01/12/2021	2937378	IN	-	-		-	-	-

### TRAILER Inspections Section

VIN: 3AKJHHR8MSMF9147				Unit: Truck Tractor		Year: 2021	Make: FREIGHTLINER	
Crash Report No.	DOT	Date	State	Fatalities	Injuries	Tow Away	Vehicles Involved	
AZ0000012353	28406	02/26/2023	AZ	0	0	Yes	4	
DOT No: 4182139		Docket No: MC1610389		Name: SANGHA EXPRESS LINES INC			Interstate: Yes	
Date	Unit License	Unit Lic State	Violation Unit	Violation Description		Severity	OOS	Citation
02/23/2025	ZP25075	CA	D	392.2SLLIFTA		0	No	
10/17/2024	ZP25075	CA	D	392.2SLSNC - STATE/LOCAL LAWS - CMV SNOW CHAINS REQUIRED.		2	No	6409280
DOT No: 4117089		Docket No: MC1573847		Name: AHAAN TRANS INC			Interstate: Yes	



Date	Unit License	Unit Lic State	Violation Unit	Violation Description	Severity	OOS	Citation
09/27/2024	ZP25075	CA	-	-	-	-	-
<b>DOT No: 28406</b>		<b>Docket No: MC124679</b>		<b>Name: C R ENGLAND INC</b>		<b>Interstate: Yes</b>	
Date	Unit License	Unit Lic State	Violation Unit	Violation Description	Severity	OOS	Citation
01/22/2024	2937378	IN	-	-	-	-	-
03/22/2023	2937378	IN	1	392.2LV - Lane Restriction violation	3	No	KR29829
10/06/2022	2937378	IN	-	-	-	-	-
07/14/2022	2937278	CA	-	-	-	-	-
10/08/2021	2937378	IN	-	-	-	-	-
09/01/2021	2937378	IN	-	-	-	-	-
07/13/2021	2937378	IN	-	-	-	-	-
07/12/2021	2937378	IN	-	-	-	-	-
01/12/2021	2937378	IN	-	-	-	-	-
01/12/2021	2937378	IN	-	-	-	-	-

**Inspection Summary By Month (based on inspections from the last 4 years) ToC**

Year-Month	Number of Inspections	Number of Power Units	Total Violations	Total OOS Inspections	Total Severity Points	Number of Crashes
2025-02	1	1	4	1	14	0
2024-10	1	1	1	0	2	0

Note: The most recent month's counts may not include all the inspections for that month.

**VIN Inspection Violation Details ToC**

# of VINs: 3 # of Insp: 4 Severity Weight: 32 Avg. Weight/VIN: 8.0 (based on inspections in the last 4 years, showing top 50 VINs inspected most recently)									
VIN 1UYVS2534EM774316		# of Inspections: 1		Total Severity: 14		Percentage of Total: 43.75%		Avg. Weight Per Inspection: 14.0	
Inspection Date	Inspection ID	Inspection State	Location Description	Total Severity	# of Violations	Shipper Name	Inspection Level	Post Accident	Out of Service
02/23/2025	83946227	MI	MONROE SCALE N/B	14	3	ORGANIC GIRL	1	No	Yes
BASIC		Unit Type		Severity		Description		Out of Service	
Vehicle Maintenance		Semi Trailer		6		393.9ALIL:LIGHTING - IDENTIFICATION LAMP(S) INOPERATIVE.		No	
Vehicle Maintenance		Semi Trailer		6		393.9ALSLIWR:LIGHTING - STOP LAMPS - BOTH INOPERATIVE WHEN REQU		Yes	
Vehicle Maintenance		Semi Trailer		2		393.9ALCL:LIGHTING - CLEARANCE LAMP(S) INOPERATIVE.		No	
VIN 3AKJHHDR8MSMF9147		# of Inspections: 2		Total Severity: 16		Percentage of Total: 50.00%		Avg. Weight Per Inspection: 8.0	
Inspection Date	Inspection ID	Inspection State	Location Description	Total Severity	# of Violations	Shipper Name	Inspection Level	Post Accident	Out of Service
02/23/2025	83946227	MI	MONROE SCALE N/B	14	4	ORGANIC GIRL	1	No	Yes
BASIC		Unit Type		Severity		Description		Out of Service	
Vehicle Maintenance		Truck Tractor		6		393.9ALIL:LIGHTING - IDENTIFICATION LAMP(S) INOPERATIVE.		No	
Vehicle Maintenance		Truck Tractor		6		393.9ALSLIWR:LIGHTING - STOP LAMPS - BOTH INOPERATIVE WHEN REQU		Yes	
Vehicle Maintenance		Truck Tractor		2		393.9ALCL:LIGHTING - CLEARANCE LAMP(S) INOPERATIVE.		No	
		Truck Tractor		0		392.2SLLIFTA		No	
Inspection Date	Inspection ID	Inspection State	Location Description	Total Severity	# of Violations	Shipper Name	Inspection Level	Post Accident	Out of Service
10/17/2024	82944280	CO	VAIL CO	2	1	CONAGRA BRANDS	3	No	No
BASIC		Unit Type		Severity		Description		Out of Service	
Vehicle Maintenance		Truck Tractor		2		392.2SLSNC:STATE/LOCAL LAWS - CMV SNOW CHAINS REQUIRED.		No	
VIN 1UYVS2530HU818221		# of Inspections: 1		Total Severity: 2		Percentage of Total: 6.25%		Avg. Weight Per Inspection: 2.0	
Inspection Date	Inspection ID	Inspection State	Location Description	Total Severity	# of Violations	Shipper Name	Inspection Level	Post Accident	Out of Service
10/17/2024	82944280	CO	VAIL CO	2	1	CONAGRA BRANDS	3	No	No
BASIC		Unit Type		Severity		Description		Out of Service	



Vehicle Maintenance	Semi Trailer	2	392.2SLSNC:STATE/LOCAL LAWS - CMV SNOW CHAINS REQUIRED.	No
---------------------	--------------	---	---	----

Inspection History ToC							
Inspection Date	Report Number	Report State	Plate Number	Plate State	Type	Severity Weight	Time Weight
02/23/2025	PEIFM06982	MI	ZP25075	CA	Truck Tractor		3
3AKJHHDR8MSMF9147 - Power Unit - State/Local Laws Violation: 392.2SLLIFTA						0	
3AKJHHDR8MSMF9147 - Power Unit - Vehicle Maintenance Violation: 393.9ALCLLIGHTING - CLEARANCE LAMP(S) INOPERATIVE.						2	
3AKJHHDR8MSMF9147 - Power Unit - Vehicle Maintenance Violation: 393.9ALILLIGHTING - IDENTIFICATION LAMP(S) INOPERATIVE.						6	
3AKJHHDR8MSMF9147 - Power Unit - OOS Vehicle Maintenance Violation: 393.9ALSLIWRLIGHTING - STOP LAMPS - BOTH INOPERATIVE WHEN REQUIRED TO BE ON.						6	
10/17/2024	1503970005	CO	ZP25075	CA	Truck Tractor		2
3AKJHHDR8MSMF9147 - Power Unit - Vehicle Maintenance Violation: 392.2SLSNCSTATE/LOCAL LAWS - CMV SNOW CHAINS REQUIRED.						2	
Only the first 20 inspections are shown. See the live report for more data.							

Crash Hot Spots ToC					
State	Level 1 (lowest crash frequency)	Level 2	Level 3	Level 4	Level 5 (highest crash frequency)
Colorado	0	0	0	1	0
Michigan	0	0	0	0	1
Total	0	0	0	1	1
Company Level: 5					

Equipment and Driver Details ToC						
MCS-150 Date	Equipment (Owned/Leased/Trip)			Driver Details		
	Tractors	Straight Trucks	Trailers	CDL's	Interstate	Intrastate
09/25/2024	0/0/0	1/0/0	0/0/0	1	1	0
09/06/2024	0/0/0	1/0/0	0/0/0	1	1	0
01/19/2024	0/0/0	1/0/0	0/0/0	1	1	0

Chameleon Type 1 - Chameleon issues highlighted in RED ToC										
DOT	Legal Name	MCS-150 Date	Physical Address	Mailing Address	Company Rep 1	Company Rep 2	Phone	Fax	Cell Phone	Email
3027384	JAGG TRANSPORT INC	04/11/2025	1830 N SANDERS AVE, CLOVIS, CA, 93619	1830 N SANDERS AVE, CLOVIS, CA, 93619	JAGSEER SINGH		(559)-797-7572		(559)-797-7572	jagtransport.1@gmail.com
3908945	JEET TRUCKLINE INC	02/28/2025	5128 E MOUNTAIN VIEW AVE, SELMA, CA, 93662	5128 E MOUNTAIN VIEW AVE, SELMA, CA, 93662-9510	JAGSEER SINGH		(559)-761-3001		(559)-761-3001	JAG_93@ICLOUD.COM
4118294	DC UNITED INC	02/20/2025	2500 MACAU ST, BAKERSFIELD, CA, 93313	2500 MACAU ST, BAKERSFIELD, CA, 93313-5387	JAGSEER SINGH		(661)-304-0504		(661)-304-0504	DCUNITEDINC101@GMAIL.COM
2643847	PKB EXPRESS INC	07/03/2024	8760 TERRACORVO CIR, STOCKTON, CA, 95212	8760 TERRACORVO CIR, STOCKTON, CA, 95212	JAGSEER SINGH	JATINDER KLAIR	(209)-275-0395			JSBRAR58@GMAIL.COM
2279534	JAGSEER SINGH	10/12/2017	4460 W SHAW AVE #490, FRESNO, CA, 93722	4460 W SHAW AVE #490, FRESNO, CA, 93722	JAGSEER SINGH		(234)-567-7910			
2589017	I TRANS EXPRESS INC	03/04/2025	6843 W ALANA DR, FRESNO, CA, 93722	6843 W ALANA DR, FRESNO, CA, 93722	JAGSEER SINGH	JAGSEER SINGH	(234)-567-7910		(234)-567-7910	ITRANS987@GMAIL.COM
1257370	FRONTIER CARGO INC	02/24/2017	111 N LAFAYETTE ST, TRACY, CA, 95391	111 N LAFAYETTE ST, TRACY, CA, 95391	JATINDER KLAIR	JAGSEER SINGH	(510)-468-6991		(510)-468-6991	TRUCKNEEDS@GMAIL.COM





**Carrier Software**  
1-800-646-5152  
info@CarrierSoftware.com

**CONFIDENTIAL - Intended for use by Amerigo Insurance Agency - Date: 5/22/2025**  
**SANGHA EXPRESS LINES INC - DOT# 4182139 / MC1610389**

Chameleon Type 2 ToC						
VIN	Unit Type	Inspection Date	DOT No	Company Name	City	State