



Table of Contents

1. Overview	2. BASIC Scores History
3. BASIC Measures	4. KPI: BASIC Measures by Cargo Group
5. Estimated ISS Score	6. Investigation Results
7. Penalties History	8. Acute Critical Violations
9. Red Flag Violation Details	10. DOT Registration Information
11. DOT MCS-150 History	12. Crash Summary
13. Inspection Summary	14. KPI: Inspection Viol OOS Rates by Cargo Group
15. FHWA Registration Information	16. FHWA Insurance Information
17. FHWA Authorities	18. Severe Violations
19. Violation Report	20. Violation Summary
21. Violation Enforcement Chronology	22. Inspection Violations & OOS Counts
23. Radius Of Operation	24. Inspection & Crash Locations
25. Cargo Hot Spots	26. Inspection Violations & OOS Chronology
27. Percent of Insp & Crash by State	28. VIN Insp Summary by State
29. Violations By Unit Type	30. Equipment Ownership
31. Equipment Details	32. Vehicle Age
33. States of Power Unit Registrations	34. Equipment Acquisitions
35. Driver Details	36. Shared VIN Summary
37. Shipper Table	38. Safety Summary
39. Safety Details	40. Crash Detail Color Coded
41. Inspections with Shared Equipment	42. Inspection Tabular Details
43. Inspection Summary By Month	44. VIN Inspection Violation Details
45. Inspection History	46. Crash Hot Spots
47. DOT MCS-150 History Equipment and Driver Details	48. Chameleon



Business Address

8907 DEL PALMA DR
BAKERSFIELD, CA
93314

Contact Info

(661)-345-2138

KEHALINC@GMAIL.COM

FHWA Address

8907 DEL PALMA DR
BAKERSFIELD, CA, 93314

Phone: (661)-345-2138

Mailing Address

8907 DEL PALMA DR
BAKERSFIELD, CA
93314-8565

Overview ToC

Operating Status: AUTHORIZED FOR Property
2 other companies viewed this DOT in the past two months
Crash/PU ratio: 0.0%
Clean Inspection ratio: 50.0%

Estimated BASIC Scores (as of 7/25/2025)

	Unsafe Driving	Hours of Service	Driver Fitness	Controlled Sub. and Alcohol	Vehicle Maintenance	HM Compliance	Crash
Relative Scores	0% ⊖	0% ⬇	0% ○	0% ○	0% ⬆	0% ○	0% ○
Alert Status	No	No	No	No	No	No	No



Estimated Inspection Selection System (ISS) Score: 1
Category: Pass

BASIC Scores History - Unsafe Driving ToC

There are no Scores for this BASIC

BASIC Scores History - Hours of Service ToC

There are no Scores for this BASIC

BASIC Scores History - Driver Fitness ToC

There are no Scores for this BASIC

BASIC Scores History - Controlled Substance ToC

There are no Scores for this BASIC



BASIC Scores History - Vehicle Maintenance ToC

There are no Scores for this BASIC

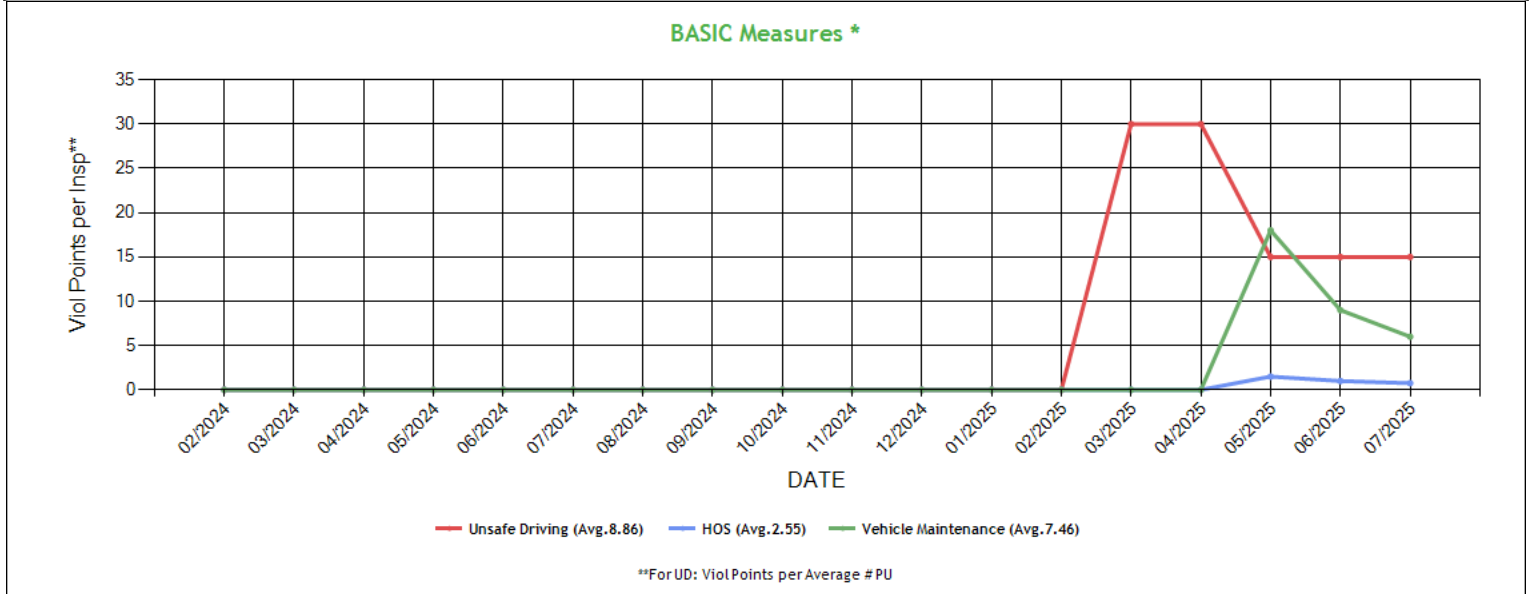
BASIC Scores History - Crash ToC

There are no Scores for this BASIC

BASIC Scores History - Hazmat ToC

There are no Scores for this BASIC

BASIC Measures: Violation Points per Inspection Trends ToC



* BASIC Measures are the absolute SMS scores that are compared within each Safety Event Group to determine the BASIC Score percentiles. Averages based on fleets with 1-5 power units.



BASIC Measures * - Table ToC

UD-Unsafe Driving, HOS-Hours of Service, DF-Driver Fitness, CS-Controlled Substances, VM-Vehicle Maintenance

Date	UD Measure	UD AC	UD with Viol	HOS Measure	HOS AC	HOS with Viol	DF Measure	DF AC	DF with Viol	CS Measure	CS AC	CS with Viol	VM Measure	VM AC	VM with Viol
07/2025	15.00	N	1	0.75	N	1	0.00	N	0	0.00	N	0	6.00	N	1
06/2025	15.00	N	1	1.00	N	1	0.00	N	0	0.00	N	0	9.00	N	1
05/2025	15.00	N	1	1.50	N	1	0.00	N	0	0.00	N	0	18.00	N	1
04/2025	30.00	N	1	0.00	N	0	0.00	N	0	0.00	N	0	0.00	N	0
03/2025	30.00	N	1	0.00	N	0	0.00	N	0	0.00	N	0	0.00	N	0
02/2025	0.00	N	0	0.00	N	0	0.00	N	0	0.00	N	0	0.00	N	0
01/2025	0.00	N	0	0.00	N	0	0.00	N	0	0.00	N	0	0.00	N	0
12/2024	0.00	N	0	0.00	N	0	0.00	N	0	0.00	N	0	0.00	N	0
11/2024	0.00	N	0	0.00	N	0	0.00	N	0	0.00	N	0	0.00	N	0
10/2024	0.00	N	0	0.00	N	0	0.00	N	0	0.00	N	0	0.00	N	0
09/2024	0.00	N	0	0.00	N	0	0.00	N	0	0.00	N	0	0.00	N	0
08/2024	0.00	N	0	0.00	N	0	0.00	N	0	0.00	N	0	0.00	N	0
07/2024	0.00	N	0	0.00	N	0	0.00	N	0	0.00	N	0	0.00	N	0
06/2024	0.00	N	0	0.00	N	0	0.00	N	0	0.00	N	0	0.00	N	0
05/2024	0.00	N	0	0.00	N	0	0.00	N	0	0.00	N	0	0.00	N	0
04/2024	0.00	N	0	0.00	N	0	0.00	N	0	0.00	N	0	0.00	N	0
03/2024	0.00	N	0	0.00	N	0	0.00	N	0	0.00	N	0	0.00	N	0
02/2024	0.00	N	0	0.00	N	0	0.00	N	0	0.00	N	0	0.00	N	0

* BASIC Measures are the absolute SMS scores that are compared within each Safety Event Group to determine the BASIC Score percentiles.

KPI: BASIC Measures by Fleet Size and Cargo Group ToC

Fleet Size: 1-5 PUs

Cargo Group (Companies)	Unsafe Driving		Hours of Service		Driver Fitness		Controlled Substance		Vehicle Maintenance		HM Compliance		Crash	
	Avg.	Comp. to Avg.	Avg.	Comp. to Avg.	Avg.	Comp. to Avg.	Avg.	Comp. to Avg.	Avg.	Comp. to Avg.	Avg.	Comp. to Avg.	Avg.	Comp. to Avg.
General Freight (489170)	0.79	Worse	0.21	Worse	0.20	Better	0.01	Better	1.87	Worse	0.01	Better	0.06	Better
KEHAL INC	15.00		0.75		0.00		0.00		6.00		0.00		0.00	

Estimated ISS Score: 1 Pass ToC About the Inspection Selection System



Estimated ISS Score History - Table ToC

Date	Estimated ISS Score	Recommendation	Algorithm
07/25/2025	1	Pass	Safety Algorithm
06/30/2025	1	Pass	Safety Algorithm
05/31/2025	74	Optional Inspect	Insufficient Data Algorithm
04/25/2025	69	Optional Inspect	Insufficient Data Algorithm
03/28/2025	69	Optional Inspect	Insufficient Data Algorithm
02/28/2025	63	Optional Inspect	Insufficient Data Algorithm
01/31/2025	63	Optional Inspect	Insufficient Data Algorithm
12/27/2024	63	Optional Inspect	Insufficient Data Algorithm
11/29/2024	63	Optional Inspect	Insufficient Data Algorithm
10/25/2024	63	Optional Inspect	Insufficient Data Algorithm
09/27/2024	63	Optional Inspect	Insufficient Data Algorithm
08/30/2024	63	Optional Inspect	Insufficient Data Algorithm
07/26/2024	63	Optional Inspect	Insufficient Data Algorithm
06/28/2024	63	Optional Inspect	Insufficient Data Algorithm
05/31/2024	63	Optional Inspect	Insufficient Data Algorithm
04/26/2024	63	Optional Inspect	Insufficient Data Algorithm
03/29/2024	63	Optional Inspect	Insufficient Data Algorithm
02/23/2024	63	Optional Inspect	Insufficient Data Algorithm

Investigation Results ToC

No Investigations reported on FMCSA website

Penalties History ToC

There is a problem with the Penalties data on FMCSA website.

Acute Critical Violations (Based on Investigations as per CSA Methodology Appendix A) ToC

No Data

No red flag violations in the last 24 months

DOT Registration Information: The following information on this specific DOT # is from the Federal DOT (as of Operating Authority

DOT Registration: 02/20/2024		Total Power Units: 3	Total Trucks: 3	Total Trailers: 3	Total Passenger Vehicles: 0
Status	Entity Type	Organization Type	Nation	Total Cars	Drivers / CDL Drivers
A	C	-	US	0	3* / 3
MCS-150 Date	Op Codes	Shipper Op Codes	Shipper HazMat Op Codes	Latest Review Type	Latest Review Document Number(Date)
05/19/2025	A				()
MCS-150 Mileage (Year)	Record Update Date	Transports Hazmats	DOT Census Date	Recordable Accident Rate	Preventable Accident Rate
47,563 (2024)	05/19/2025	N	02/20/2024	0%	0%
MCS-151 Mileage	Safety Rating (Date)	SEA Accident	SEA Driver	SEA Vehicle	SEA Management
0	None (None)	0%	0%	0%	0%
Classification Codes		Cargo Carried (per MCS-150)			
Authorized-For-Hire		General Freight			



DOT MCS-150 History ToC			(as of 05/22/2025 DOT census)						
Census Date	MCS-150 Date	MCS-150 Mileage	VMT Year	Power Units	Drivers	Trailers	Company Rep1	Company Rep2	Email
5/22/2025	5/19/2025	47563	2024	3	3	-	GURPREET KAUR		KEHALINC@GMAIL.COM
9/23/2024	9/17/2024	47563	2024	1	1	-	GURPREET KAUR		KEHALINC@GMAIL.COM

Crash Summary Chart ToC	Crashes Summary - Chart (based on all available crash data)
No Data	

Crashes Summary - Table (based on all available crash data) ToC										
	TOTAL	Last 6 months	7-12 months	13-18 months	19-24 months	25-30 months	30-36 months	37-41 months	42-48 months	Over 49 months
Total Reportable	0	0	0	0	0	0	0	0	0	0
Fatalities	0	0	0	0	0	0	0	0	0	0
Injuries	0	0	0	0	0	0	0	0	0	0
Tow Away	0	0	0	0	0	0	0	0	0	0
With Citations	0	0	0	0	0	0	0	0	0	0
Federal Recordable	0	0	0	0	0	0	0	0	0	0
Preventable	0	0	0	0	0	0	0	0	0	0
Crash per Pwr Unit	-	0.0%	0.0%	0.0%	0.0%	0.0%	0.0%	0.0%	0.0%	-

Inspection Summary ToC			
The following inspection information is based on results for 24 months prior to: 08/18/2025. Please note that the total inspections number is not necessarily the total of the vehicle, driver and hazmat inspections, as one inspection may have included any combination of the below inspections.			
Overall	Vehicle	Driver	Hazmat
(Please note that the total inspections number is not necessarily the total of the vehicle, driver and hazmat inspections, as one inspection may have included any combination of the below inspections) Total Inspections: 4 Total Out of Service: 1 Out of Service: 25% National Average: 18.09% Difference: 6.91%	Total Inspections: 3 Total Out of Service: 1 Out of Service: 33.33% National Average: 22.26% Difference: 11.07%	Total Inspections: 4 Total Out of Service: 0 Out of Service: 0.00% National Average: 6.67% Difference: -6.67%	Total Inspections: 0 Total Out of Service: 0 Out of Service: 0.00% National Average: 4.44% Difference: -4.44%

KPI: Inspection Viol OOS Rates by Cargo Group ToC								
Cargo Group	OVERALL		VEHICLE		DRIVER		HAZMAT	
	Average	Compared to Average	Average	Compared to Average	Average	Compared to Average	Average	Compared to Average
General Freight	29.02%	Better	25.21%	Worse	12.90%	Better	0.16%	Better
KEHAL INC	25.00%		33.33%		0%		0%	



FHWA Registration Information: The following data on this Motor Carrier is from the Federal Hwy Administration (as of 8/6/2025)

Docket Number	DOT Number	Company Name	DBA Name	Address	City	State	Country	ZIP Code
MC1618578	4197337	KEHAL INC		8907 DEL PALMA DR	BAKERSFIELD	CA	US	93314
Phone Number	Fax Number	Mail Address	Mail City	Mail State	Mail Contry	Mail ZIP Code	Mail Phone Number	Mail Fax Number
(661)-345-2138		8907 DEL PALMA DR	BAKERSFIELD	CA	US	93314-8565		
Date of Last Change	Freight	Passenger	Household Goods	Active Authority	Pending Authority	Revocation Pending Authority		
8/6/2025	Y	N	N	/ Common /	/	/		

Insurance Required (as of 08/06/2025) ToC

Docket Number	Insurance Type	Insurance Required	Insurance on File
MC1618578	BIPD	\$750k	\$1000k
MC1618578	Cargo	No	No
MC1618578	Bond	No	No

Active / Pending Insurance (as of 08/06/2025)

Docket Number	Form	Type	Insurance Carrier	Policy/Surety	Coverage From	Coverage To	Required	On File	Effective Date	Cancel Date
MC1618578	91X	BIPD/Primary	GREAT WEST CASUALTY CO.	GRT30135A	\$0k	\$1000k	\$750k	\$1000k	09/30/2024	09/30/2025

Insurance History (as of 08/06/2025)

Docket Number	Form	Type	Insurance Carrier	Policy/Surety	Coverage From	Coverage To	Effective Date From	Effective Date To
MC1618578	91X	BIPD/Primary	KNIGHT SPECIALTY INSURANCE COMPANY	TIECA002814-00	\$0k	\$750k	03/16/2024	09/30/2024 Replaced

FHWA Authorities (as of 08/06/2025) ToC

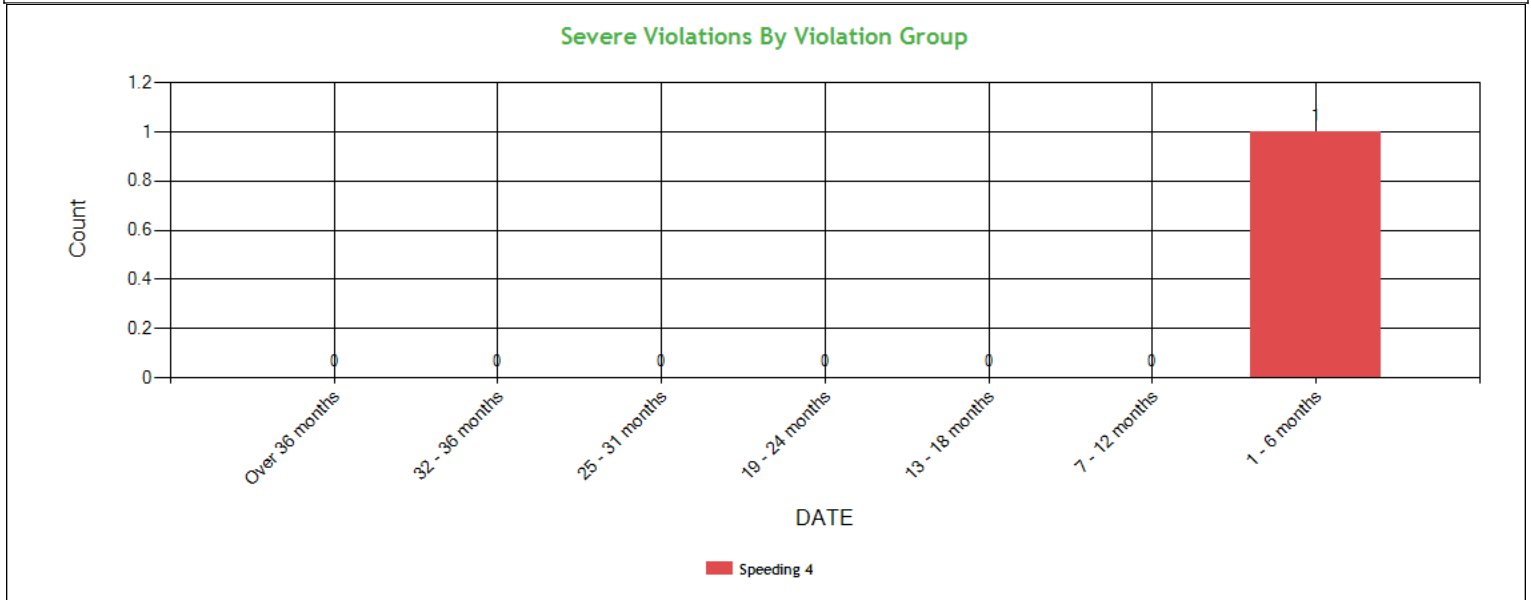
Docket#	L&I Name	Active Authority	Inactive Authority	Pending Authority	Revocation Pending Authority	Freight	Passenger	Household Goods
MC1618578	KEHAL INC	Common /				Yes	No	No

Authority History (as of 08/06/2025)

Docket Number	Sub	Auth Type	Original Action	Disposition
MC1618578		COMMON	GRANTED 3/22/2024 12:00:00 AM	



Severe Violations (i.e. those with >= 8 points) - Chart : 1 Violations 1 occurrences ToC



Severe Violations (i.e. those with >= 8 points) - Table : 1 Violations 1 occurrences ToC

Code	Description	Category	BASIC Weight	Total count	Last 6 month s	7-12 month s	13-18 month s	19-24 month s	25-31 month s	32-36 month s	Over 36 month s
392.2SLLSWZ	State/Local Laws - Speeding work/construction zone	Speeding 4	10	1	1	0	0	0	0	0	0

Violation Report ToC

Inspection Date	Inspection State	BASIC	Violation Description	OOS	VIN	Severity Points
05/09/2025	CA	Vehicle Maintenance	396.3A1STLC - STEERING - LOOSE CLAMP OR CLAMP BOLT ON TIE ROD OR DRAG LINK.	Yes	3AKJHHDR5MSMC0693	6
05/09/2025	CA	Vehicle Maintenance	393.60C - Damaged or discolored windshield	No	3AKJHHDR5MSMC0693	1
05/09/2025	CA	Hours-Of-Service	395.24DELDPT - HOS (ELD) - On request by an authorized safety official, a driver must produce and transfer from an ELD the driver's hours-of-service records in accordance with the instruction sheet provided by the motor carrier.	No	3AKJHHDR5MSMC0693	3
05/09/2025	CA	Hours-Of-Service	395.24DELDPT - HOS (ELD) - On request by an authorized safety official, a driver must produce and transfer from an ELD the driver's hours-of-service records in accordance with the instruction sheet provided by the motor carrier.	No	3AKJHHDR5MSMC0693	3
05/09/2025	CA	Vehicle Maintenance	393.207ASTCB - SUSPENSION - SUSPENSION CONNECTING ROD OR TRACKING COMPONENT ASSEMBLY (INCLUDING SPRING LEAVES USED AS A SUSPENSION CONNECTING ROD) OR ANY PART USED FOR ATTACHING	Yes	3AKJHHDR5MSMC0693	7
03/08/2025	NM	Unsafe Driving	392.2SLLSWZ - State/Local Laws - Speeding work/construction zone	No	3AKJHHDR0KSKJ1217	10

No filters were applied when generating this report, see the live report for more options.

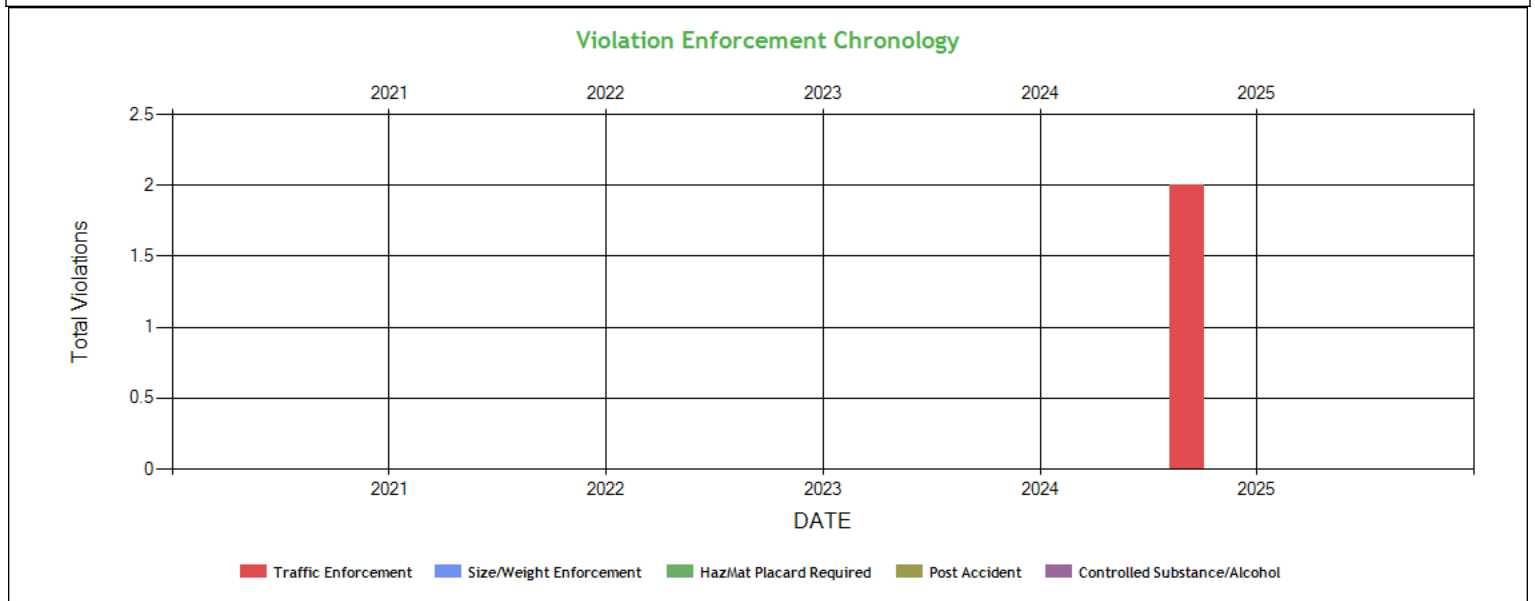


Violation Summary [ToC](#)

BASIC	Violation Group	Code	Description	# of Violations	# of OOS Violations	Severity Points
Unsafe Driving	Speeding 4	392.2SLLSWZ	State/Local Laws - Speeding work/construction zone	1	0	10
Vehicle Maintenance	Suspension	393.207ASTCB	SUSPENSION - SUSPENSION CONNECTING ROD OR TRACKING COMPONENT ASSEMBLY (INCLUDING SPRING LEAVES USED AS A SUSPENSION CONNECTING ROD) OR ANY PART USED FOR ATTACHING	1	1	7
Vehicle Maintenance	Steering Mechanism	396.3A1STLC	STEERING - LOOSE CLAMP OR CLAMP BOLT ON TIE ROD OR DRAG LINK.	1	1	6
Hours-Of-Service (HOS) Compliance	ELD records	395.24DELDPT	HOS (ELD) - On request by an authorized safety official, a driver must produce and transfer from an ELD the driver's hours-of-service records in accordance with the instruction sheet provided by the motor carrier.	2	0	3
Vehicle Maintenance	Windshield/ Glass/ Markings	393.60C	Damaged or discolored windshield	1	0	1

No filters were applied when generating this report, see the live report for more options.

Violation Enforcement Chronology - Chart [ToC](#)

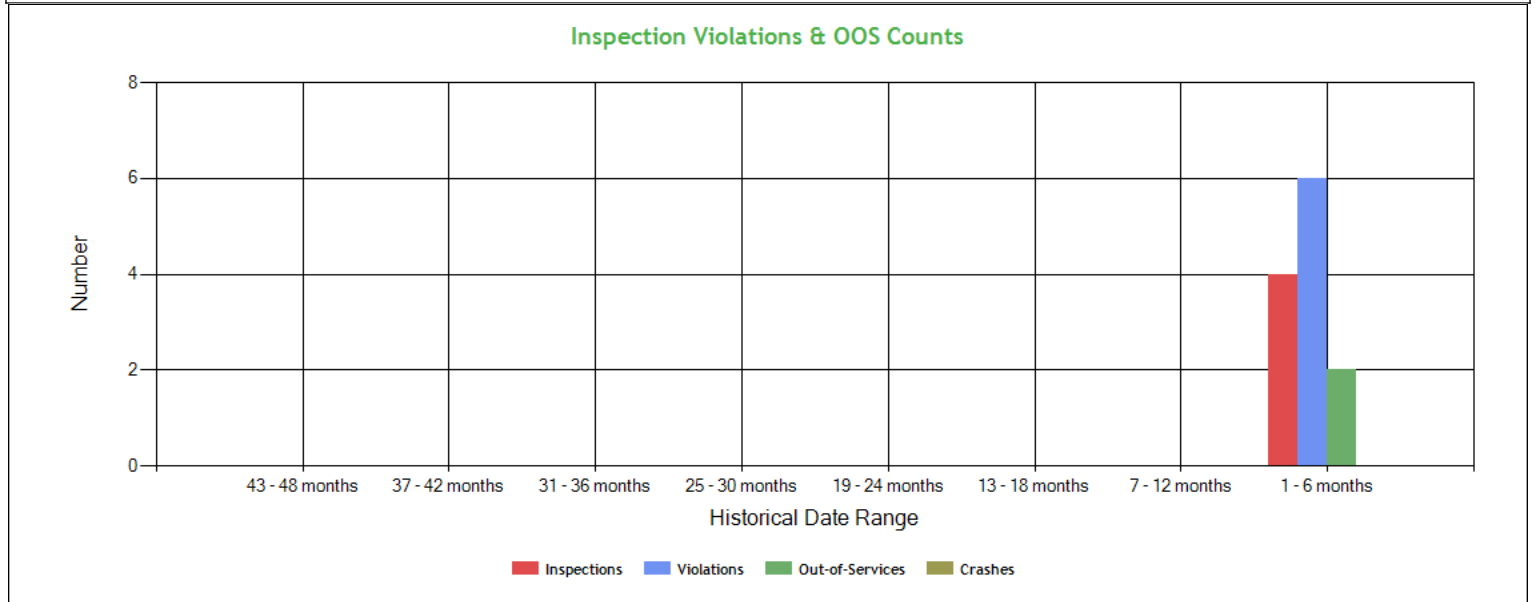


Violation Enforcement Chronology - Table [ToC](#)

	2021	2022	2023	2024	2025
Traffic Enforcement	0	0	0	0	2
Size/Weight Enforcement	0	0	0	0	0
HazMat Placard Required	0	0	0	0	0
Post Accident	0	0	0	0	0
Controlled Substance/Alcohol	0	0	0	0	0



Inspection Violations & OOS Counts - Chart [ToC](#)



Inspection Violations & OOS Counts - Table [ToC](#)

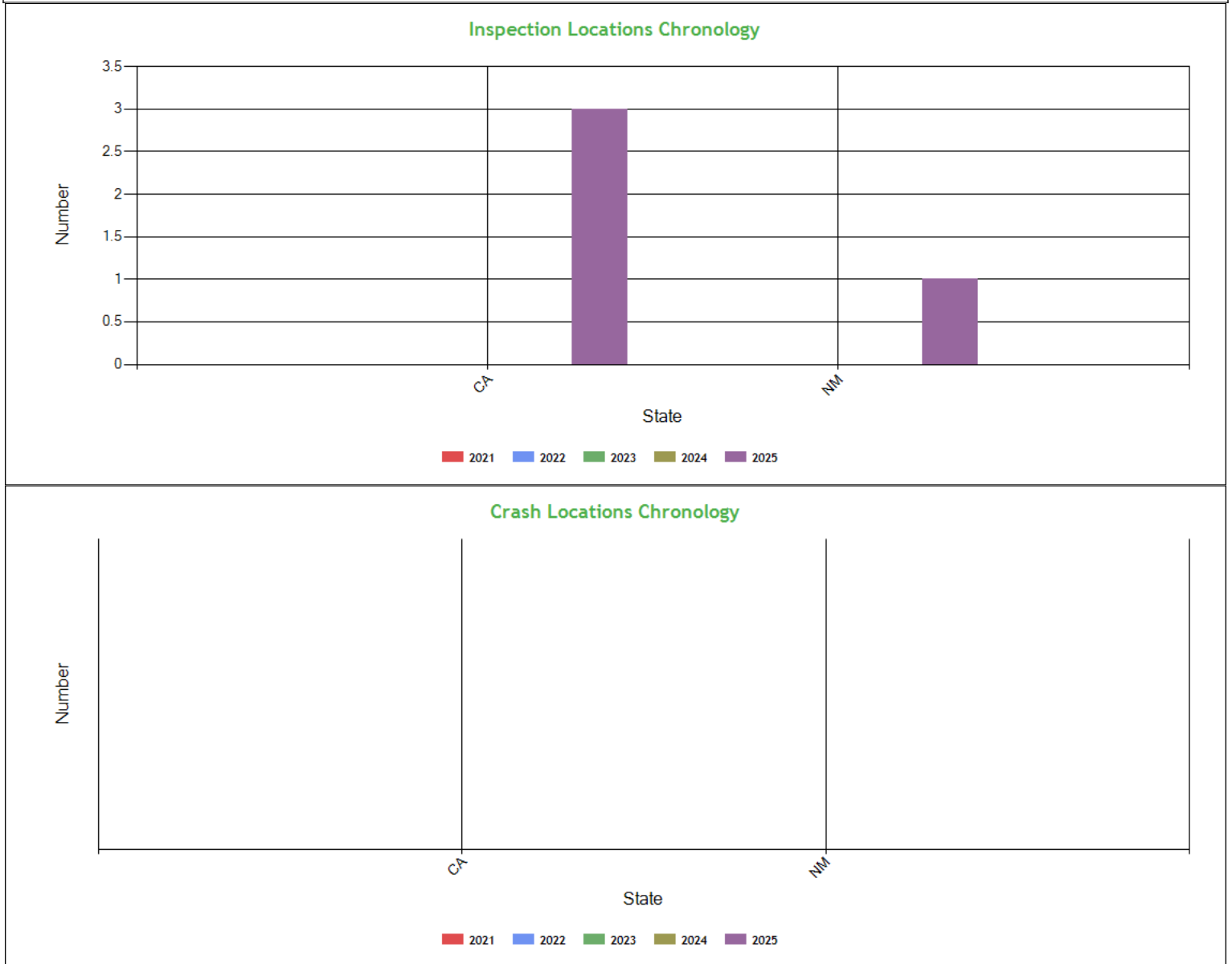
Date Range	Inspections	Violations	Out-of-Services	Crashes
TOTAL	4	6	2	0
1 - 6 months	4	6	2	0
7 - 12 months	0	0	0	0
13 - 18 months	0	0	0	0
19 - 24 months	0	0	0	0
25 - 30 months	0	0	0	0
31 - 36 months	0	0	0	0
37 - 42 months	0	0	0	0
43 - 48 months	0	0	0	0

Radius of Operation (based on Inspections and Crashes during the past 3 years) [ToC](#)

	Total	Drive between 0 and 50 miles radius	Drive between 51 and 200 miles radius	Drive between 201 and 300 miles radius	Drive between 301 and 400 miles radius	Drive between 401 and 500 miles radius	Drive between 501 and 600 miles radius	Drive beyond 600 miles radius
Power Units (i.e. unique VINs)	2	0	0	0	1	0	1	0
Percent	100%	0%	0%	0%	50%	0%	50%	0%



Inspection & Crash Locations - Chart [ToC](#)



Inspection & Crash Locations - Table [ToC](#)

State	Inspections					Violations					Out-of-Services					Crashes				
	2021	2022	2023	2024	2025	2021	2022	2023	2024	2025	2021	2022	2023	2024	2025	2021	2022	2023	2024	2025
TOTAL	0	0	0	0	4	0	0	0	0	6	0	0	0	0	2	0	0	0	0	0
CA	0	0	0	0	3	0	0	0	0	5	0	0	0	0	2	0	0	0	0	0
NM	0	0	0	0	1	0	0	0	0	1	0	0	0	0	0	0	0	0	0	0

Hot Spot Summary [ToC](#)

Year	Month	Level 5	Level 5 %	Level 4	Level 4 %	Level 3	Level 3 %	Level 2	Level 2 %	Level 1	Level 1 %	Level 0	Level 0 %	Levels 1 - 5	Levels 1 - 5 %
2025	July (Partial)	1	25.00%	0	0.00%	0	0.00%	0	0.00%	0	0.00%	0	0.00%	1	25.00%
2025	June	1	25.00%	0	0.00%	0	0.00%	0	0.00%	0	0.00%	0	0.00%	1	25.00%



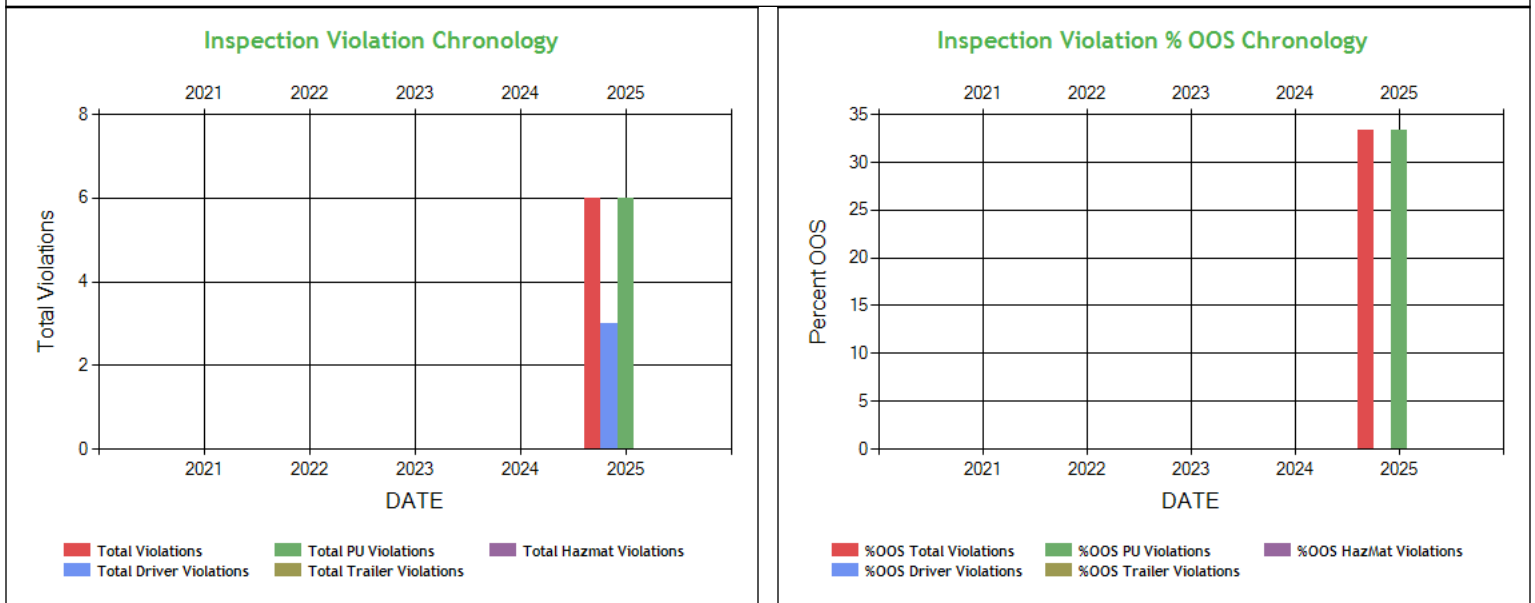
2025	May	0	0.00%	0	0.00%	0	0.00%	1	25.00%	0	0.00%	0	0.00%	1	25.00%
2025	March	0	0.00%	0	0.00%	0	0.00%	0	0.00%	0	0.00%	1	25.00%	0	0.00%
Totals		2	50.00%	0	0.00%	0	0.00%	1	25.00%	0	0.00%	1	25.00%	3	75.00%

Hot Spot Analysis

State	County	Level	Count	Percentage
CA	Kern	5	1	25.00%
CA	San Bernardino	5	1	25.00%
CA	Tehama	2	1	25.00%

Report generated using the last 12 full months of inspection data

Inspection Violation % OOS Chronology - Chart [ToC](#)

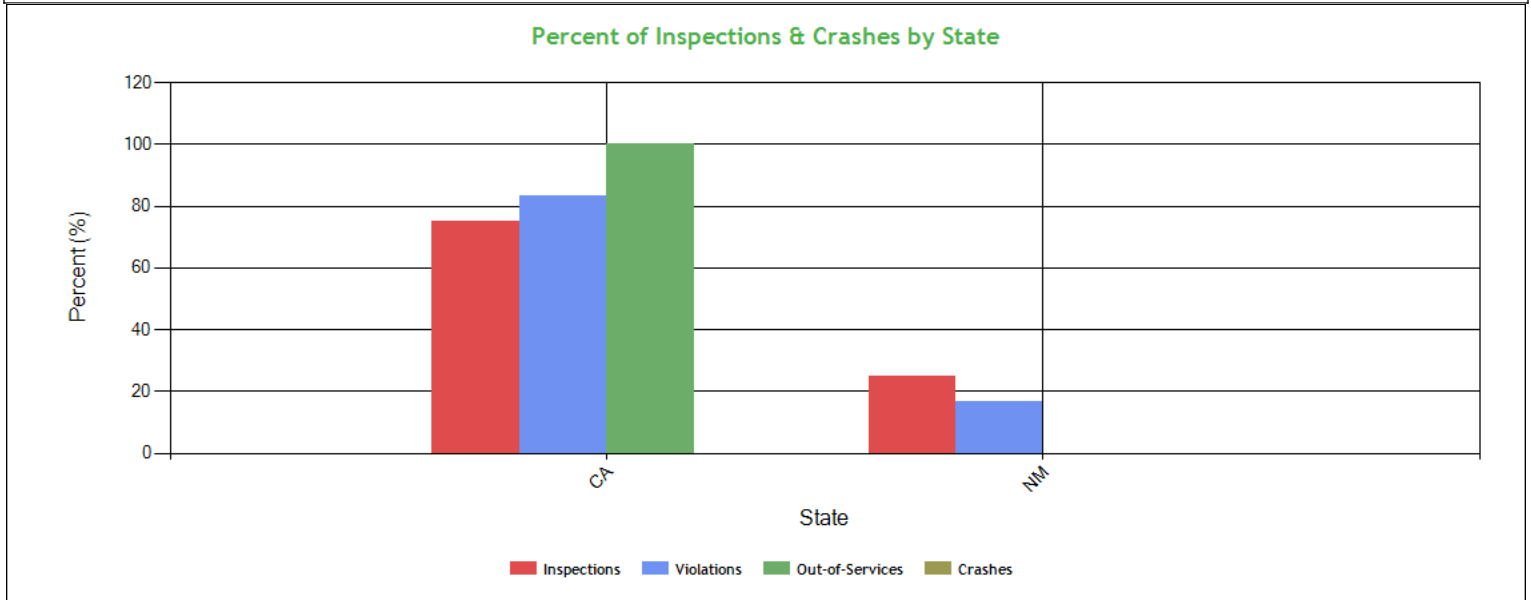


Inspection Violation % OOS Chronology - Table [ToC](#)

	2021	2022	2023	2024	2025
Total Violations	0	0	0	0	6
Total Out Of Services	0	0	0	0	2
%OOS Total Violations	0	0	0	0	33.33
Total Driver Violations	0	0	0	0	3
Total Driver Out Of Services	0	0	0	0	0
%OOS Driver Violations	0	0	0	0	0
Total PU Violations	0	0	0	0	6
Total PU Out Of Services	0	0	0	0	2
%OOS PU Violations	0	0	0	0	33.33
Total Trailer Violations	0	0	0	0	0
Total Trailer Out Of Services	0	0	0	0	0
%OOS Trailer Violations	0	0	0	0	0
Total Hazmat Violations	0	0	0	0	0
Total Hazmat Out Of Services	0	0	0	0	0
%OOS HazMat Violations	0	0	0	0	0



Percent of Insp & Crash by State - Chart ToC



Percent of Insp & Crash by State - Table (based on Inspection data from the last 4 years) ToC

State	Inspections		Violations		Out-of-Services		Crashes	
	Total	Percent	Total	Percent	Total	Percent	Total	Percent
	4	100	6	100	2	100	0	100
CA	3	75	5	83.3	2	100	0	0
NM	1	25	1	16.7	0	0	0	0

VIN Insp Summary by State (based on inspection from the last 2 years) ToC

VIN	Insp	Viol Pts	Counts in each State			
			CA		NM	
			Insp	Viol Pts	Insp	Viol Pts
TOTALS	9/54*	4/30**	3	20	1	10
3AKJHHDR0KSKJ1217	2	10	1	0	1	10
3AKJHHDR5MSMC0693	2	17	2	17	0	0
1GR1A0626MD236117	1	0	1	0	0	0
3H3V532C5MR732486	1	0	1	0	0	0
3H3V532K7SS075123	1	3	1	3	0	0

*<Total number of inspections for these 5 VIN(s)>/n<Total number of inspections for these 2 state(s)>

**<Total severity sum for these 5 VIN(s)>/n<Total severity sum for these 2 state(s)>

Violations By Unit Type ToC

# of Violations: 5 Total Severity: 27 based on inspections in the last 2 years			
Violation Unit: Driver	# of Violations: 2	Total Severity: 13	% of Total: 48.15%
Viol. Group: Speeding 4	# of Violations: 1	Total Severity: 10	% of Total: 37.04%
Violation	Number of Occurrences	Viol. Severity	Total Severity
392.2SLLSWZ:State/Local Laws - Speeding work/construction zone	1	10	10
Viol. Group: ELD records	# of Violations: 1	Total Severity: 3	% of Total: 11.11%
395.24DELDPT:HOS (ELD) - On request by an authorized safety off	1	3	3
Violation Unit: Power Unit	# of Violations: 3	Total Severity: 14	% of Total: 51.85%



Viol. Group: Suspension	# of Violations: 1	Total Severity: 7	% of Total: 25.93%
Violation	Number of Occurrences	Viol. Severity	Total Severity
393.207ASTCB:SUSPENSION - SUSPENSION CONNECTING ROD OR TRACKING	1	7	7
Viol. Group: Steering Mechanism	# of Violations: 1	Total Severity: 6	% of Total: 22.22%
396.3A1STLC:STEERING - LOOSE CLAMP OR CLAMP BOLT ON TIE ROD OR	1	6	6
Viol. Group: Windshield/ Glass/ Markings	# of Violations: 1	Total Severity: 1	% of Total: 3.7%
393.60C:Damaged or discolored windshield	1	1	1

Equipment Ownership **ToC**Equipment Ownership (based on MCS-150 dated 5/19/2025)

	Trucks	Tractors	Trailers	Motor Coaches	Vans
Owned	0	3	3	0	0
Term Leased	0	0	0	0	0
Trip Leased	0	0	0	0	0
Total No.	0	3	3	0	0

Equipment Details Power Units **ToC**

VIN	Latest Insp Date	Year	Make	Model	Body Class	Body Type	Axles	Len	Fuel Type
3AKJHHDR5MS MC0693	07/13/2025	2021	FREIGHTLINER	New Cascadia 126" Sleepercab	Truck-Tractor	-	-	-	Diesel
3AKJHHDR0KS KJ1217	06/07/2025	2019	FREIGHTLINER	New Cascadia 126" Sleepercab	Truck-Tractor	-	-	-	Diesel

Equipment Details Trailers

VIN	Latest Insp Date	Year	Make	Model	Body Class	Body Type	Axles	Len	Fuel Type
3H3V532C5MR7 32486	07/13/2025	2021	HYUNDAI TRANSLEAD TRAILERS	HYUNDAI TRANSLEAD	Trailer	Van Trailer	2	53	-
1GR1A0626MD 236117	06/07/2025	2021	GREAT DANE TRAILERS	Great Dane Trailers	Trailer	-	2	53	Not Applicable
3H3V532K7SS0 75123	05/09/2025	1995	HYUNDAI TRANSLEAD TRAILERS	Hyundai Translead Trailers	Trailer	Van Trailer	2	53	Not Applicable
3H3V532K4SS0 73703	03/08/2025	1995	HYUNDAI TRANSLEAD TRAILERS	Hyundai Translead Trailers	Trailer	Box or Van Enclosed Trailer	2	53	Not Applicable

Vehicle Age **ToC**

Year	# Power Units	PU Percentage	# Trailers	Trailres Percentage
2021	1	50.00%	2	50.00%
2019	1	50.00%	0	0.00%
1995	0	0.00%	2	50.00%

Based on 24 months of inspection data, see the live report for more options

States of Power Unit Registrations **ToC**

State	CA	NM
Number of Power Units	2	1



Equipment Acquisitions - Table [ToC](#)

	Power Units inspected for 1st time in past 12 months	Power Units inspected for 1st time in past 24 months	Power Units inspected during entire date range		Trailers inspected for 1st time in past 12 months	Trailers inspected for 1st time in past 24 months	Trailers inspected during entire date range
Unique VINs	2	2	2		4	4	4
Unique License Plates	2	2	2		4	4	4
License Plate States	1	1	1		1	1	1

Driver Details [ToC](#)**Driver Details** (based on MCS-150 dated 5/19/2025)

	Within 100 mi	Beyond 100 mi	TOTAL
# Drivers Interstate	0	3	3
# Drivers Intrastate	0	0	0
TOTAL	0	3	/
Avg. # Trip Lease Drivers/Mo: 0 # Drivers Grand Total: 3 # Drivers Commercially Licensed: 3			

Shared VIN Summary [ToC](#)

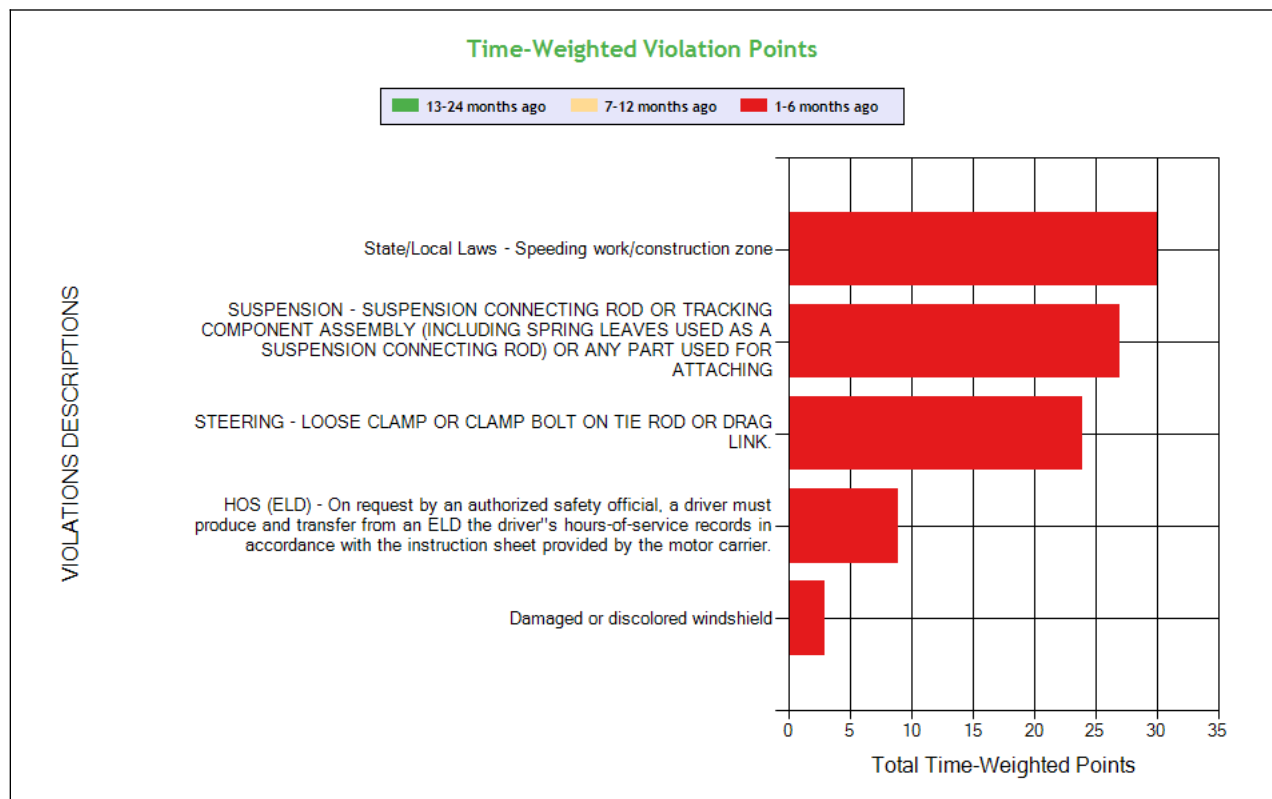
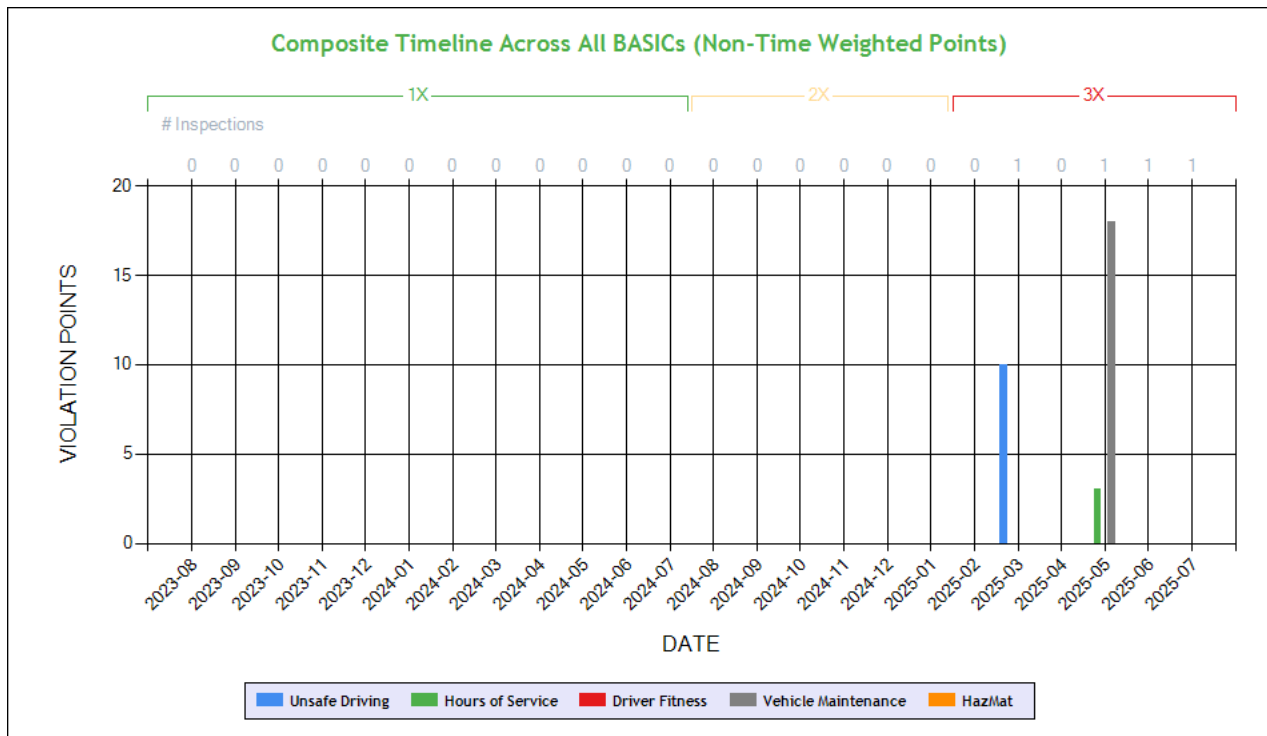
No Data

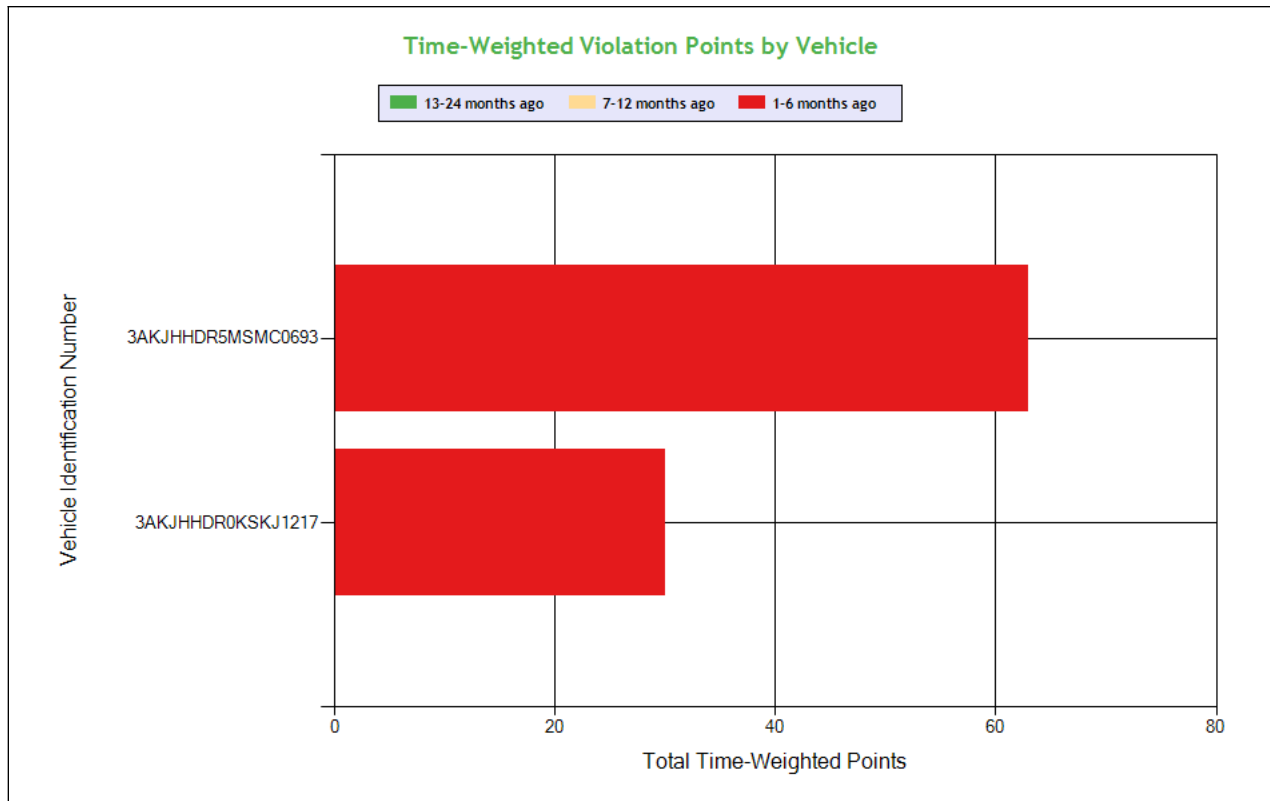
SHIPPERS DETAIL [ToC](#) based on Inspection results for the last 4 years

Shipper Name	Number of Inspections
AMAZON	4



Carrier Underwriting Report Safety Summary ToC





See the Excel file for the complete analysis

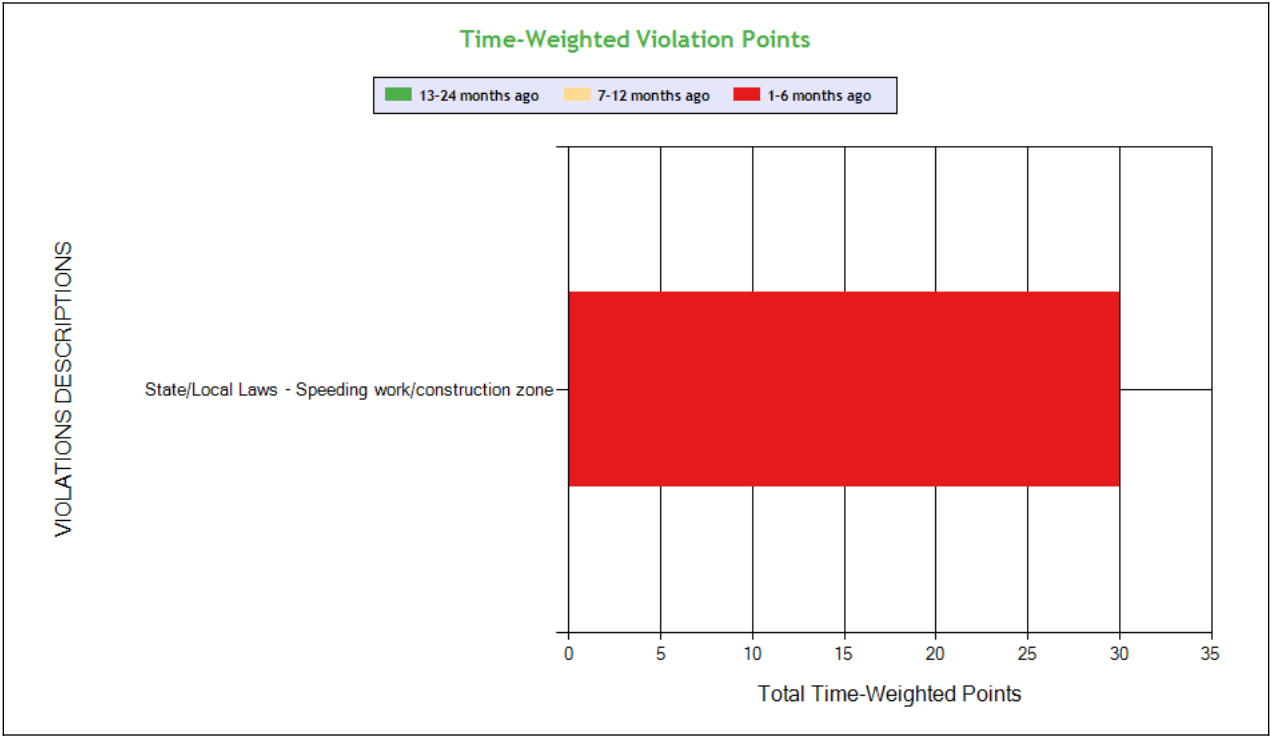
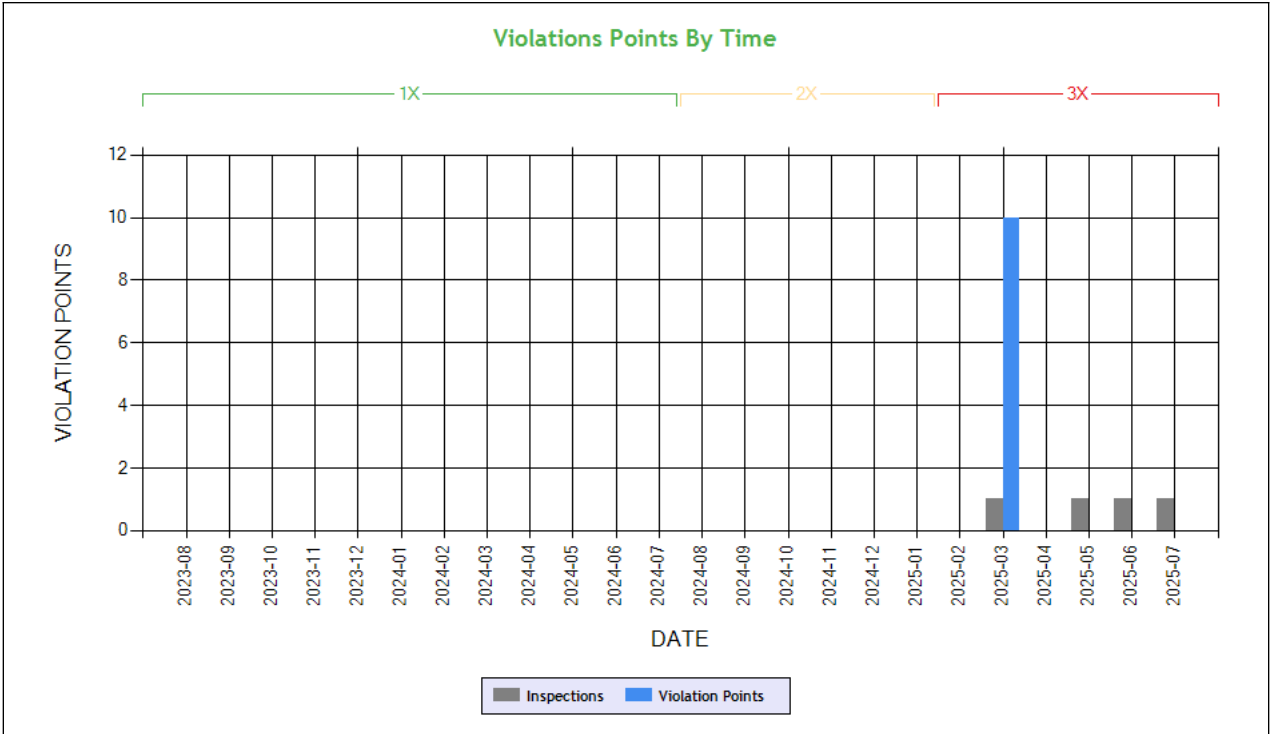
Violations is in (1-6/7-12/13-24mo)

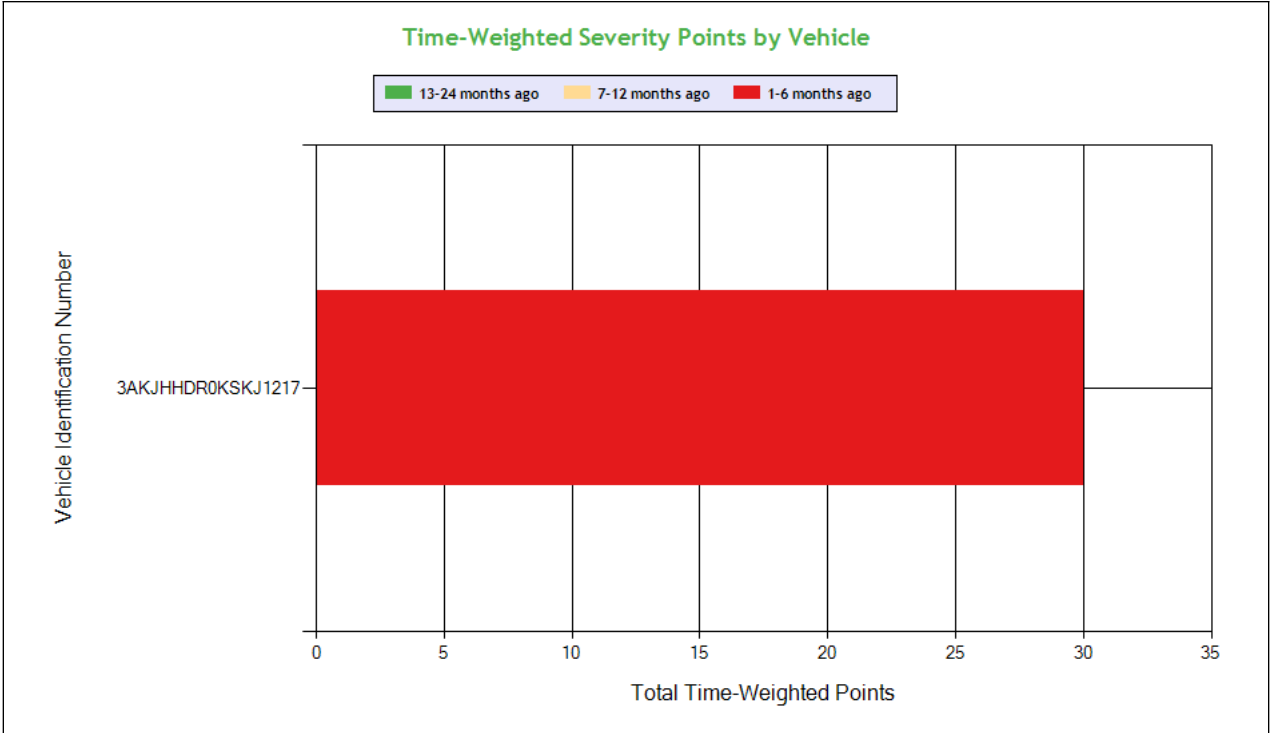
Shaded = Out Of Service Violation							
Violation Group			Speeding 4	Suspension	Steering Mechanism	ELD records	Windshield/ Glass/ Markings
Violation Description	Total Time-weighted Points by VIN	% of Total Time-weighted Points by VIN	State/Local Laws - Speeding work/construction zone	SUSPENSION - SUSPENSION CONNECTING ROD OR TRACKING COMPONENT ASSEMBLY (INCLUDING SPRING LEAVES USED AS A SUSPENSION CONNECTING ROD) OR ANY PART USED FOR ATTACHING	STEERING - LOOSE CLAMP OR CLAMP BOLT ON TIE ROD OR DRAG LINK.	HOS (ELD) - On request by an authorized safety official, a driver must produce and transfer from an ELD the driver's hours-of-service records in accordance with the instruction sheet provided by the motor carrier.	Damaged or discolored windshield
Driver Resp			Yes	No	Yes	No	Yes
Total Time-weighted Points			30	27	24	9	3
% Total Time-Wt Pts			32.26	29.03	25.81	9.68	3.23
3AKJHHDR5MSMC0693	63	67.74		27 (1/0/0)	24 (1/0/0)	9 (1/0/0)	3 (1/0/0)
3AKJHHDR0KSKJ1217	30	32.26	30 (1/0/0)				



SAFETY ANALYSIS ToC

Unsafe Driving

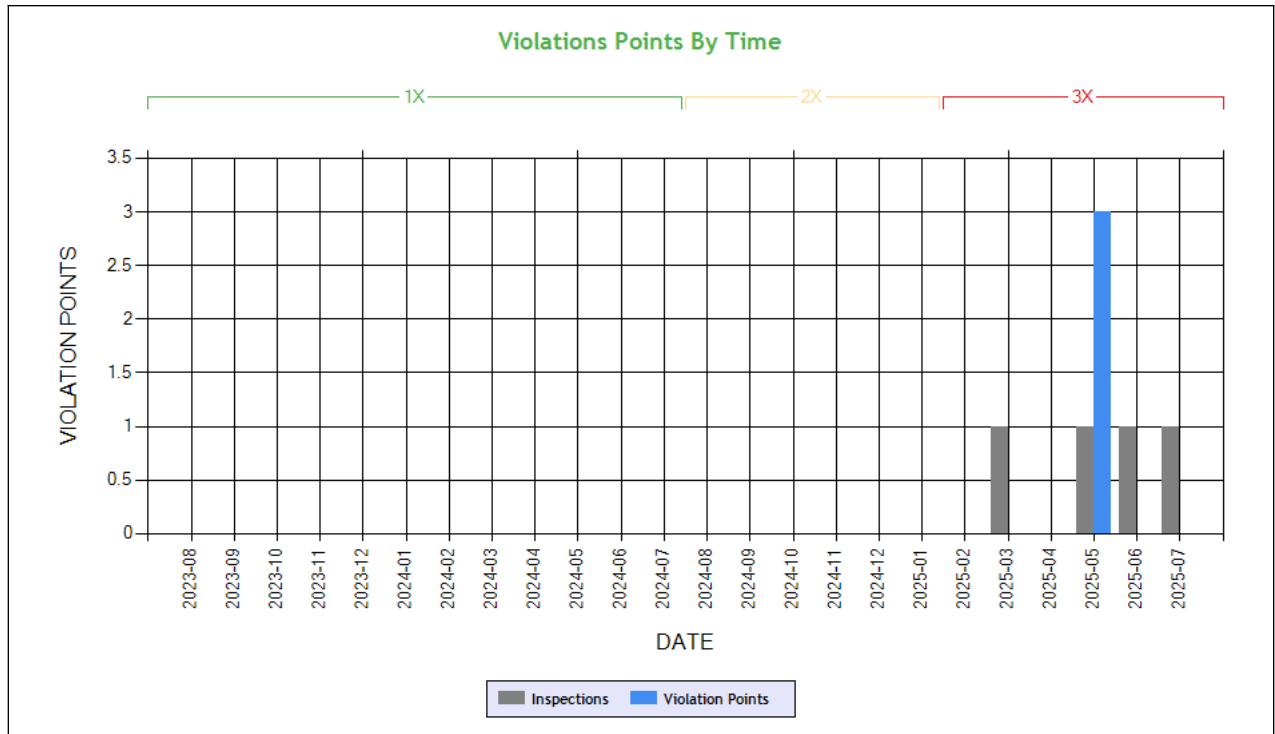




See the Excel file for the complete analysis # Violations is in (1-6/7-12/13-24mo)

Shaded = Out Of Service Violation			
Violation Group			Speeding 4
Violation Description	Total Time-weighted Points by VIN	% of Total Time-weighted Points by VIN	State/Local Laws - Speeding work/construction zone
Driver Resp			Yes
Total Time-weighted Points			30
% Total Time-Wt Pts			100
3AKJHHDR0KSKJ1217	30	100	30 (1/0/0)

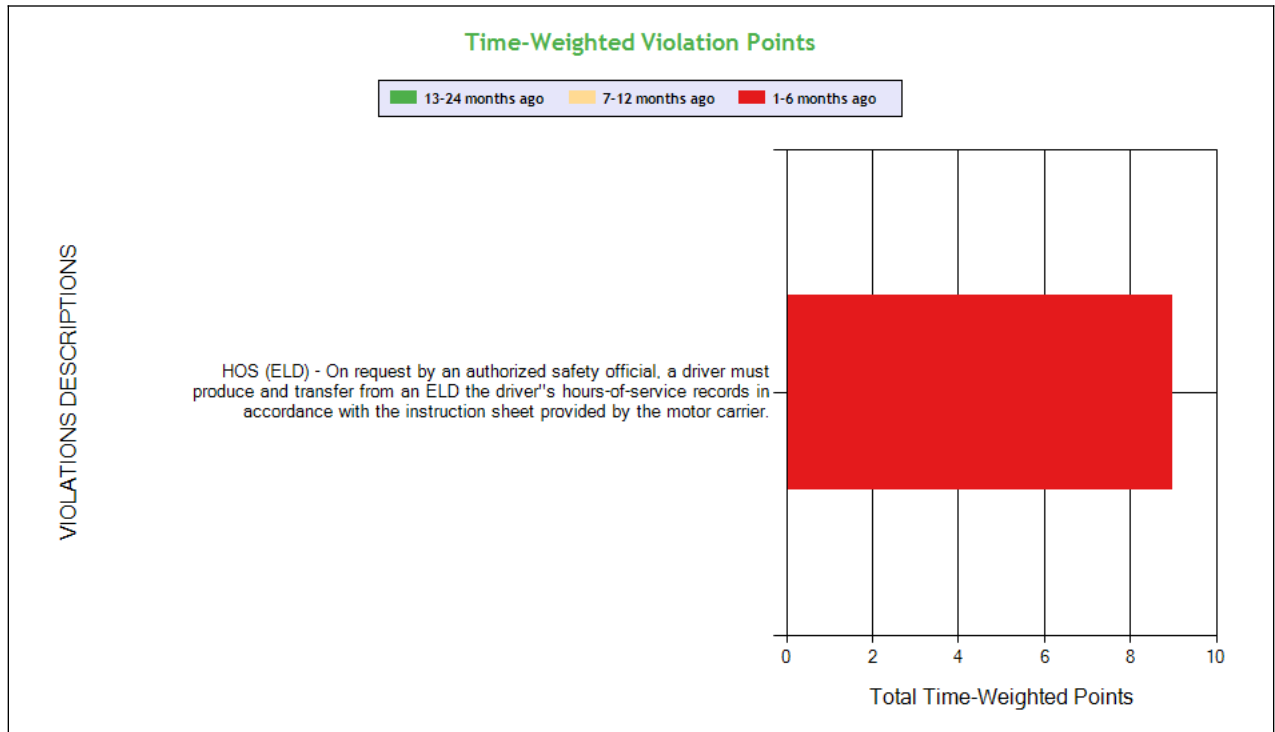
HOS Compliance



Carrier Software
 1-800-646-5152
 info@CarrierSoftware.com

CONFIDENTIAL - Intended for use by Amerigo Insurance Agency - Date: 8/19/2025

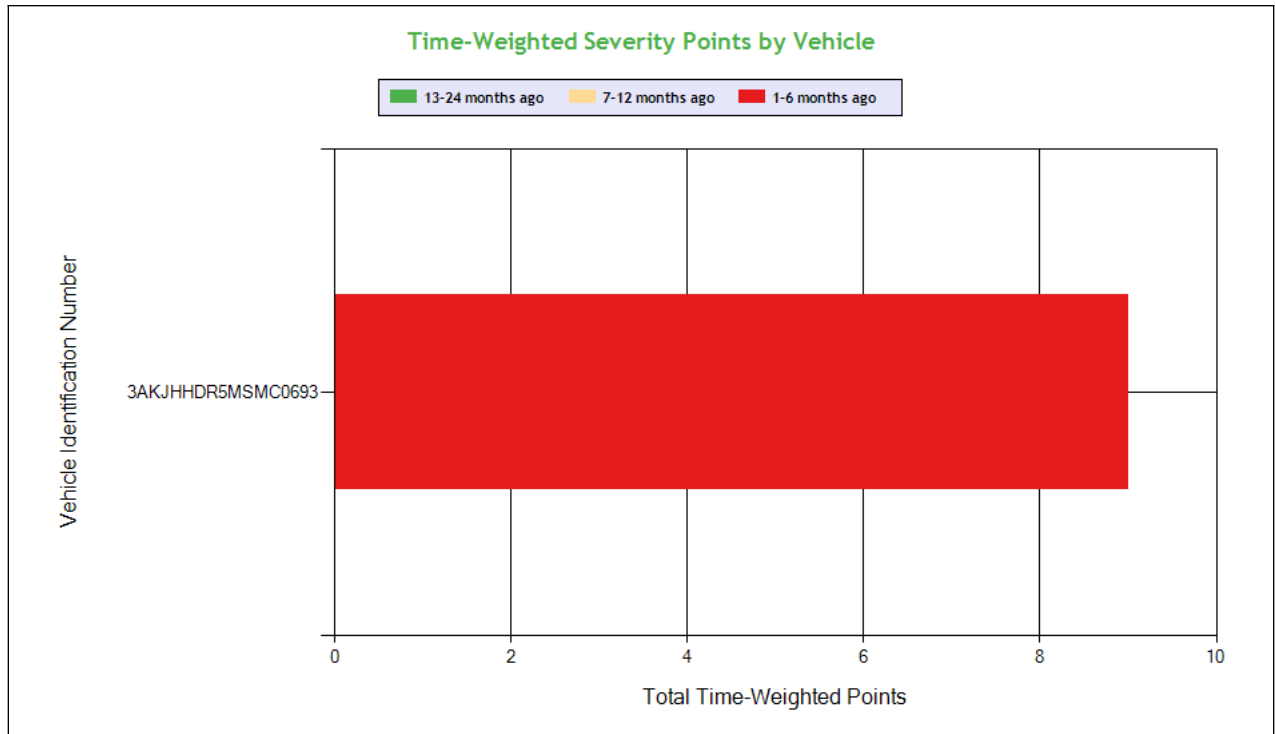
KEHAL INC - DOT# 4197337 / MC1618578



See the Excel file for the complete analysis

Violations is in (1-6/7-12/13-24mo)

Shaded = Out Of Service Violation



Carrier Software
1-800-646-5152
info@CarrierSoftware.com

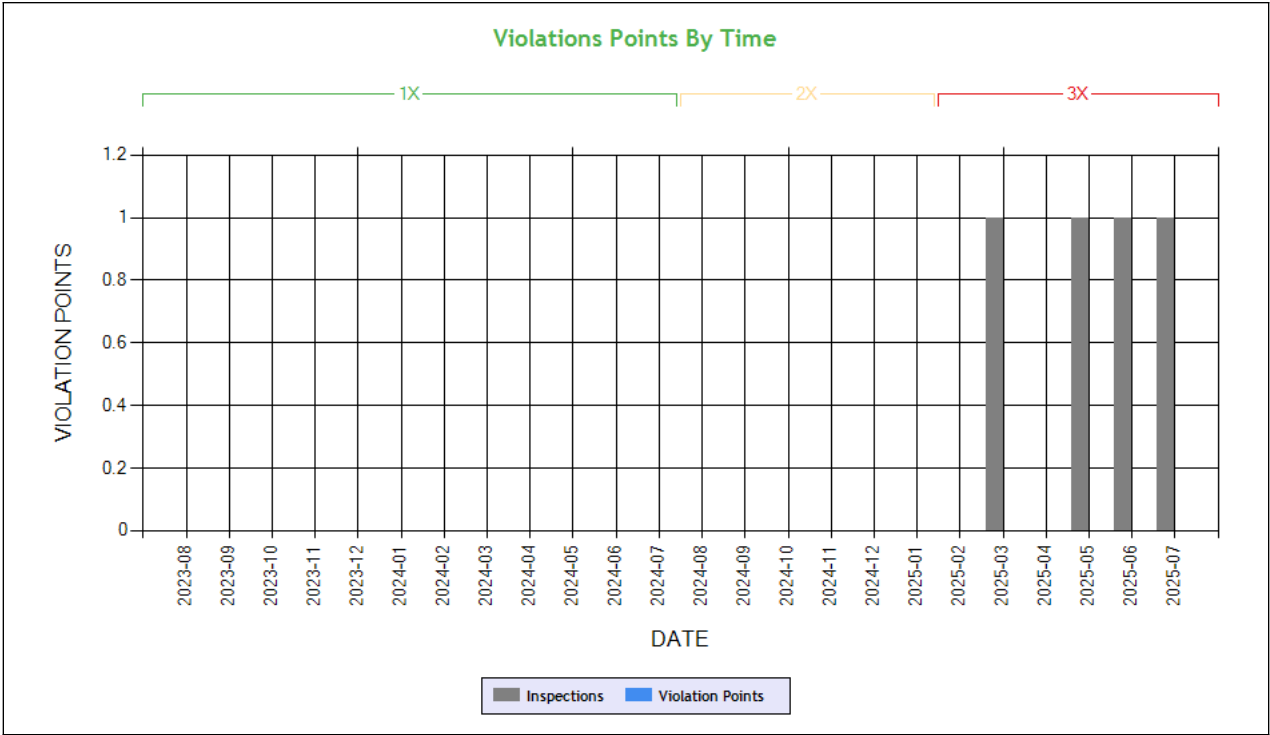
CONFIDENTIAL - Intended for use by Amerigo Insurance Agency - Date: 8/19/2025

KEHAL INC - DOT# 4197337 / MC1618578

Violation Group			ELD records
Violation Description	Total Time-weighted Points by VIN	% of Total Time-weighted Points by VIN	HOS (ELD) - On request by an authorized safety official, a driver must produce and transfer from an ELD the driver's hours-of-service records in accordance with the instruction sheet provided by the motor carrier.
Driver Resp			No
Total Time-weighted Points			9
% Total Time-Wt Pts			100
3AKJHHDR5MSMC0693	9	100	9 (1/0/0)



Driver Fitness



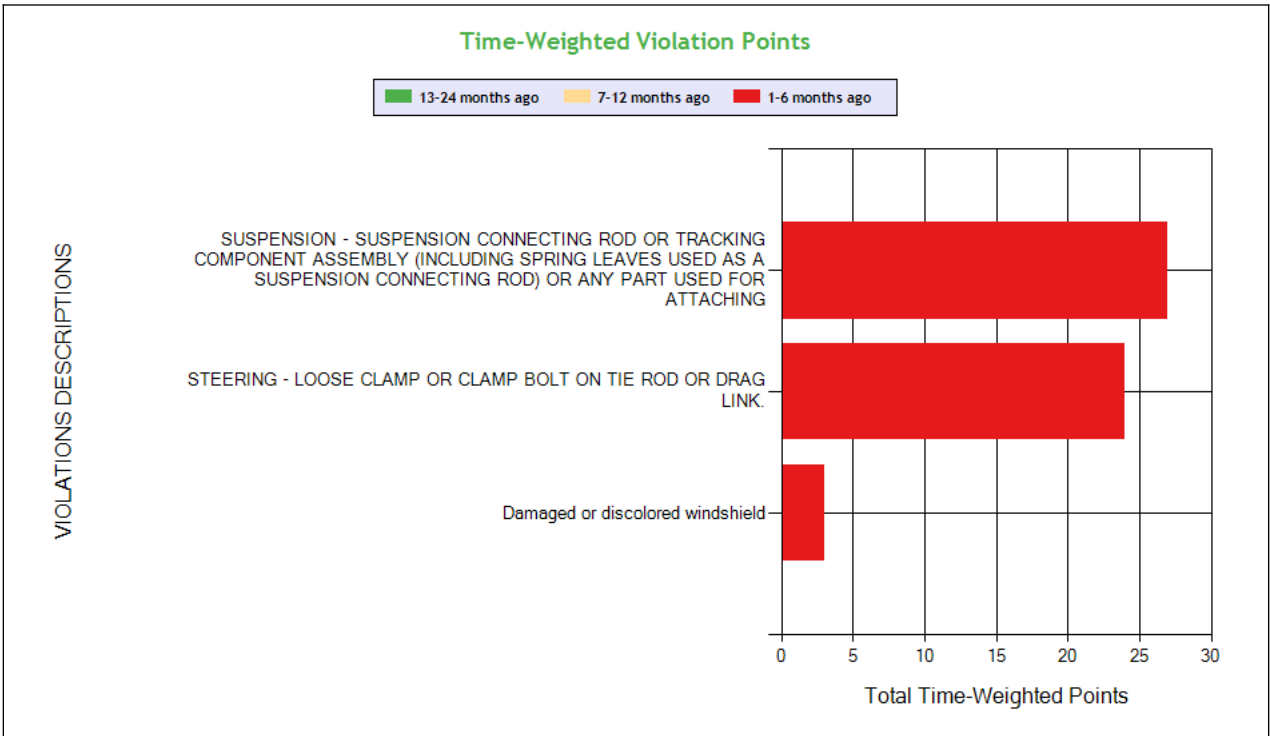
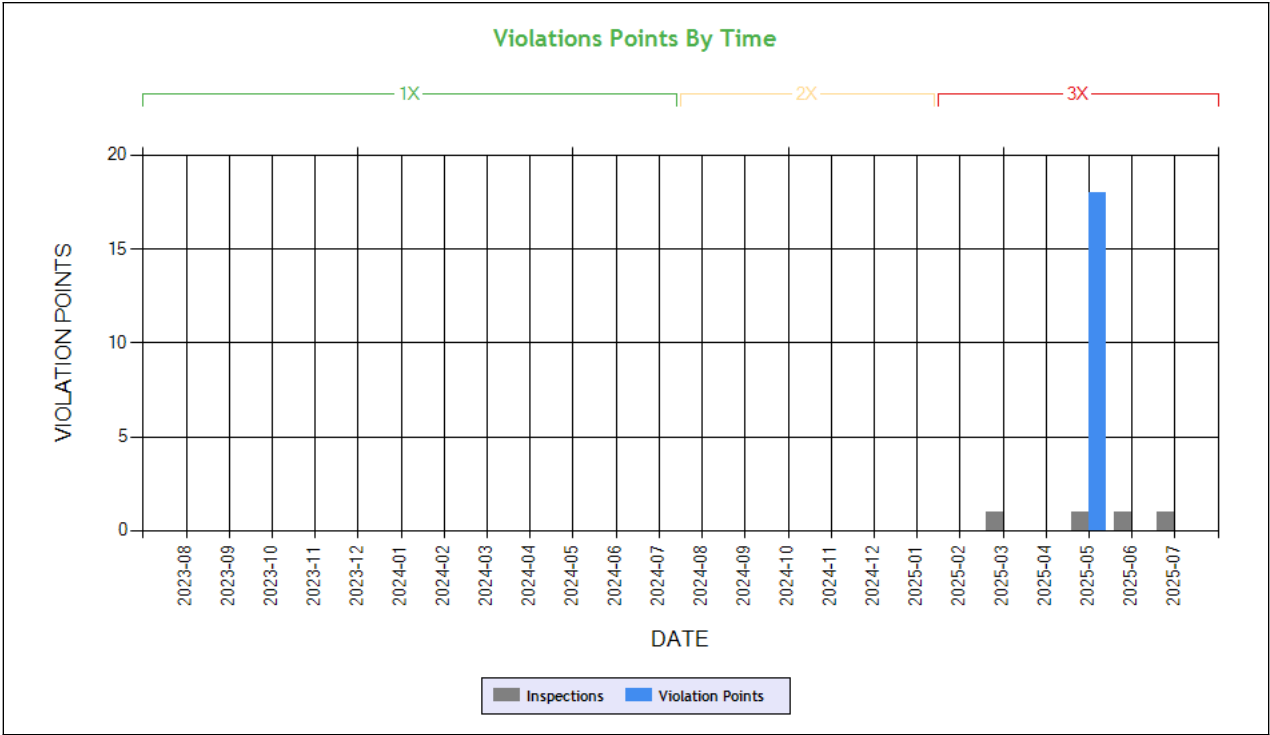
Time-Weighted Violation Points - no data available to draw a chart
Time-Weighted Severity Points by Vehicle - no data available to draw a chart

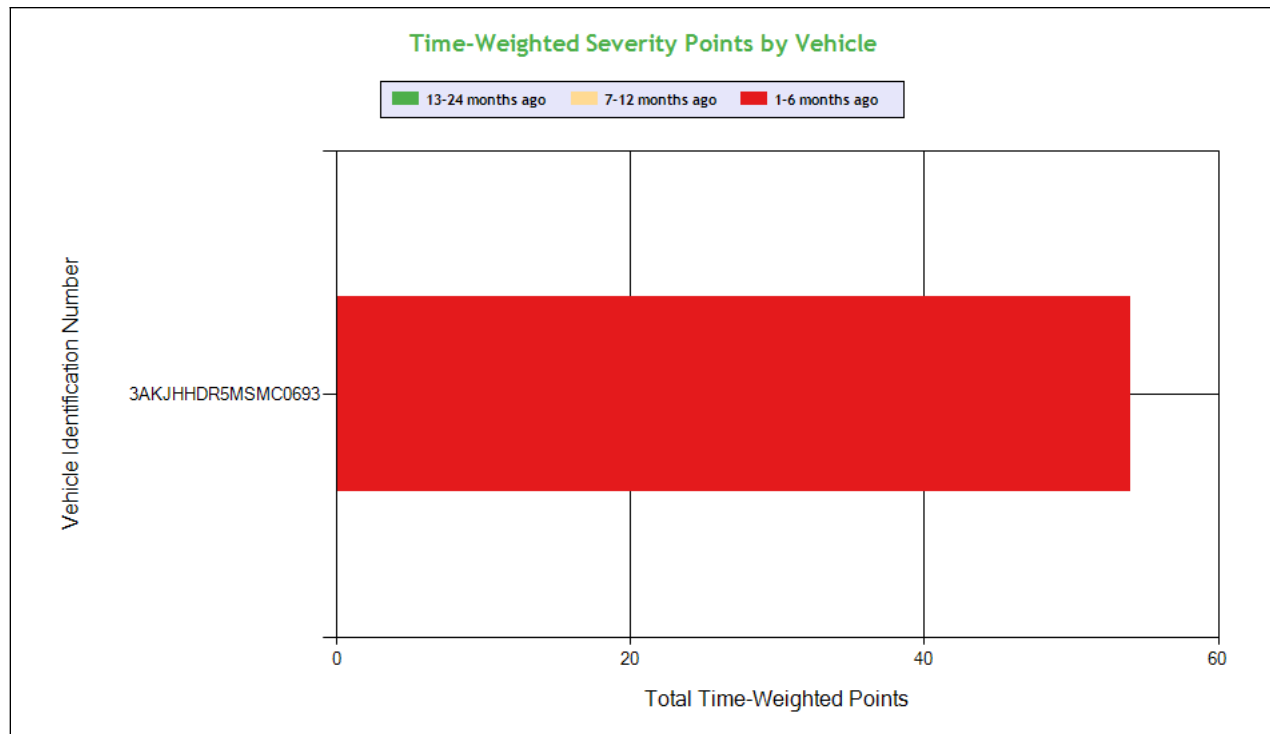
See the Excel file for the complete analysis # Violations is in (1-6/7-12/13-24mo)

Shaded = Out Of Service Violation		
Violation Group		
Violation Description	Total Time-weighted Points by VIN	% of Total Time-weighted Points by VIN
Driver Resp		
Total Time-weighted Points		
% Total Time-Wt Pts		



Vehicle Maintenance





Carrier Software
 1-800-646-5152
 info@CarrierSoftware.com

CONFIDENTIAL - Intended for use by Amerigo Insurance Agency - Date: 8/19/2025

KEHAL INC - DOT# 4197337 / MC1618578

See the Excel file for the complete analysis

Violations is in (1-6/7-12/13-24mo)

Shaded = Out Of Service Violation					
Violation Group			Suspension	Steering Mechanism	Windshield/ Glass/ Markings
Violation Description	Total Time-weighted Points by VIN	% of Total Time-weighted Points by VIN	SUSPENSION - SUSPENSION CONNECTING ROD OR TRACKING COMPONENT ASSEMBLY (INCLUDING SPRING LEAVES USED AS A SUSPENSION CONNECTING ROD) OR ANY PART USED FOR ATTACHING	STEERING - LOOSE CLAMP OR CLAMP BOLT ON TIE ROD OR DRAG LINK.	Damaged or discolored windshield
Driver Resp			No	Yes	Yes
Total Time-weighted Points			27	24	3
% Total Time-Wt Pts			50.0	44.44	5.56
3AKJHHDR5MSMC0693	54	100	27 (1/0/0)	24 (1/0/0)	3 (1/0/0)

COLOR CODED CRASH TABLE ToC

No crashes have been reported by the DOT on this Motor Carrier

INSPECTIONS WITH SHARED EQUIPMENT:

No Data



LEGEND

Vehicle Information

Inspection for DOT # being analyzed

Inspection for Different DOT #

Crash Information for specific VIN

INSPECTION DETAILS for ALL Inspections

PDF shows the first 100 Power Unit & Trailer VINs with most recent inspections using data from the last 4 years

POWER UNIT Inspections Section

VIN: 3AKJHHDR5MSMC0693				Unit: Truck Tractor		Year: 2021	Make: FREIGHTLINER	
Crash Report No.	DOT	Date	State	Fatalities	Injuries	Tow Away	Vehicles Involved	
NM0710603680	3706	09/26/2023	NM	0	0	Yes	2	
DOT No: 4197337		Docket No: MC1618578		Name: KEHAL INC			Interstate: Yes	
Date	Unit License	Unit Lic State	Violation Unit	Violation Description		Severity	OOS	Citation
07/13/2025	ZP13371	CA	-	-		-	-	-
05/09/2025	ZP13371	CA	1	393.207ASTCB - SUSPENSION - SUSPENSION CONNECTING ROD OR TRACKING COMPONENT ASSEMBLY (INCLUDING SPRING LEAVES USED AS A SUSPENSION CONNECTING ROD) OR ANY PART USED FOR ATTACHING		7	Yes	
05/09/2025	ZP13371	CA	1	393.60C - Damaged or discolored windshield		1	No	
05/09/2025	ZP13371	CA	1	396.3A1STLC - STEERING - LOOSE CLAMP OR CLAMP BOLT ON TIE ROD OR DRAG LINK.		6	Yes	CW990120
05/09/2025	ZP13371	CA	C	395.24DELDPT - HOS (ELD) - On request by an authorized safety official, a driver must produce and transfer from an ELD the driver's hours-of-service records in accordance with the instruction sheet provided by the motor carrier.		3	No	
05/09/2025	ZP13371	CA	D	395.24DELDPT - HOS (ELD) - On request by an authorized safety official, a driver must produce and transfer from an ELD the driver's hours-of-service records in accordance with the instruction sheet provided by the motor carrier.		3	No	
DOT No: 3706		Docket No: MC140665		Name: NEW PRIME INC			Interstate: Yes	
Date	Unit License	Unit Lic State	Violation Unit	Violation Description		Severity	OOS	Citation
02/04/2021	67KR5W	MO	-	-		-	-	-
VIN: 3AKJHHDR0KSKJ1217				Unit: Truck Tractor		Year: 2019	Make: FREIGHTLINER	
DOT No: 4197337		Docket No: MC1618578		Name: KEHAL INC			Interstate: Yes	
Date	Unit License	Unit Lic State	Violation Unit	Violation Description		Severity	OOS	Citation
06/07/2025	ZP50844	CA	-	-		-	-	-
03/08/2025	ZP50844	CA	D	392.2SLLSWZ - State/Local Laws - Speeding work/construction zone		10	No	9846983
DOT No: 710381		Docket No: MX324695		Name: TRANS-MEX INC SA DE CV			Interstate: Yes	



Date	Unit License	Unit Lic State	Violation Unit	Violation Description	Severity	OOS	Citation
11/05/2023	2532517	IN	1	393.45B2 - Failing to secure brake hose/tubing against mechanical damage	4	No	
11/05/2023	2532517	IN	1	393.9TS - Inoperative turn signal	6	No	
07/20/2022	2532517	IN	-	-	-	-	-
03/14/2022	2532517	IN	-	-	-	-	-
09/23/2021	2532517	IN	-	-	-	-	-
08/24/2021	2532517	IN	-	-	-	-	-
03/23/2021	2532517	IN	-	-	-	-	-
02/04/2021	2532517	IN	-	-	-	-	-
02/02/2021	2532517	IN	1	393.9H - Inoperative head lamps	6	Yes	
06/12/2020	2532517	IN	-	-	-	-	-
01/23/2020	2532517	IL	-	-	-	-	-
DOT No: 54283 Docket No: MC136818 Name: SWIFT TRANSPORTATION CO OF ARIZONA LLC Interstate: Yes							
Date	Unit License	Unit Lic State	Violation Unit	Violation Description	Severity	OOS	Citation
07/18/2019	2532517	IN	-	-	-	-	-
02/07/2019	2532517	IN	-	-	-	-	-
DOT No: 1604546 Docket No: MC593409 Name: UNIMARK LOWBOY TRANSPORTATION LLC Interstate: Yes							
Date	Unit License	Unit Lic State	Violation Unit	Violation Description	Severity	OOS	Citation
01/16/2019	TEMP	CA	D	392.2IRP - IRP Apportioned Tag or Registration Violation	0	No	

TRAILER Inspections Section

VIN: 3AKJHHDR5MSMC0693				Unit: Truck Tractor		Year: 2021	Make: FREIGHTLINER
Crash Report No.	DOT	Date	State	Fatalities	Injuries	Tow Away	Vehicles Involved
NM0710603680	3706	09/26/2023	NM	0	0	Yes	2
DOT No: 4197337 Docket No: MC1618578 Name: KEHAL INC Interstate: Yes							
Date	Unit License	Unit Lic State	Violation Unit	Violation Description	Severity	OOS	Citation
07/13/2025	ZP13371	CA	-	-	-	-	-
05/09/2025	ZP13371	CA	1	393.207ASTCB - SUSPENSION - SUSPENSION CONNECTING ROD OR TRACKING COMPONENT ASSEMBLY (INCLUDING SPRING LEAVES USED AS A SUSPENSION CONNECTING ROD) OR ANY PART USED FOR ATTACHING	7	Yes	
05/09/2025	ZP13371	CA	1	393.60C - Damaged or discolored windshield	1	No	
05/09/2025	ZP13371	CA	1	396.3A1STLC - STEERING - LOOSE CLAMP OR CLAMP BOLT ON TIE ROD OR DRAG LINK.	6	Yes	CW990120
05/09/2025	ZP13371	CA	C	395.24DELDPT - HOS (ELD) - On request by an authorized safety official, a driver must produce and transfer from an ELD the driver's hours-of-service records in accordance with the instruction sheet provided by the motor carrier.	3	No	
05/09/2025	ZP13371	CA	D	395.24DELDPT - HOS (ELD) - On request by an authorized safety official, a driver must produce and transfer from an ELD the driver's hours-of-service records in accordance with the instruction sheet provided by the motor carrier.	3	No	
DOT No: 3706 Docket No: MC140665 Name: NEW PRIME INC Interstate: Yes							
Date	Unit License	Unit Lic State	Violation Unit	Violation Description	Severity	OOS	Citation
02/04/2021	67KR5W	MO	-	-	-	-	-
VIN: 3AKJHHDR0KSKJ1217 Unit: Truck Tractor Year: 2019 Make: FREIGHTLINER							
DOT No: 4197337 Docket No: MC1618578 Name: KEHAL INC Interstate: Yes							
Date	Unit License	Unit Lic State	Violation Unit	Violation Description	Severity	OOS	Citation
06/07/2025	ZP50844	CA	-	-	-	-	-
03/08/2025	ZP50844	CA	D	392.2SLLSWZ - State/Local Laws - Speeding work/construction zone	10	No	9846983
DOT No: 710381 Docket No: MX324695 Name: TRANS-MEX INC SA DE CV Interstate: Yes							



Date	Unit License	Unit Lic State	Violation Unit	Violation Description	Severity	OOS	Citation
11/05/2023	2532517	IN	1	393.45B2 - Failing to secure brake hose/tubing against mechanical damage	4	No	
11/05/2023	2532517	IN	1	393.9TS - Inoperative turn signal	6	No	
07/20/2022	2532517	IN	-	-	-	-	-
03/14/2022	2532517	IN	-	-	-	-	-
09/23/2021	2532517	IN	-	-	-	-	-
08/24/2021	2532517	IN	-	-	-	-	-
03/23/2021	2532517	IN	-	-	-	-	-
02/04/2021	2532517	IN	-	-	-	-	-
02/02/2021	2532517	IN	1	393.9H - Inoperative head lamps	6	Yes	
06/12/2020	2532517	IN	-	-	-	-	-
01/23/2020	2532517	IL	-	-	-	-	-
DOT No: 54283 Docket No: MC136818 Name: SWIFT TRANSPORTATION CO OF ARIZONA LLC Interstate: Yes							
Date	Unit License	Unit Lic State	Violation Unit	Violation Description	Severity	OOS	Citation
07/18/2019	2532517	IN	-	-	-	-	-
02/07/2019	2532517	IN	-	-	-	-	-
DOT No: 1604546 Docket No: MC593409 Name: UNIMARK LOWBOY TRANSPORTATION LLC Interstate: Yes							
Date	Unit License	Unit Lic State	Violation Unit	Violation Description	Severity	OOS	Citation
01/16/2019	TEMP	CA	D	392.2IRP - IRP Apportioned Tag or Registration Violation	0	No	

Inspection Summary By Month (based on inspections from the last 4 years) [ToC](#)

Year-Month	Number of Inspections	Number of Power Units	Total Violations	Total OOS Inspections	Total Severity Points	Number of Crashes
2025-07	1	1	0	0	0	0
2025-06	1	1	0	0	0	0
2025-05	1	1	5	1	20	0
2025-03	1	1	1	0	10	0

Note: The most recent month's counts may not include all the inspections for that month.

VIN Inspection Violation Details [ToC](#)

of VINs: 3 # of Insp: 3 Severity Weight: 44 Avg. Weight/VIN: 14.7 (based on inspections in the last 4 years, showing top 50 VINs inspected most recently)

VIN 3AKJHHR5MSMC0693		# of Inspections: 1		Total Severity: 17		Percentage of Total: 38.64%		Avg. Weight Per Inspection: 17.0	
Inspection Date	Inspection ID	Inspection State	Location Description	Total Severity	# of Violations	Shipper Name	Inspection Level	Post Accident	Out of Service
05/09/2025	84646939	CA	COTTONWOOD IF	17	4	AMAZON	2	No	Yes
BASIC		Unit Type		Severity		Description		Out of Service	
Vehicle Maintenance		Truck Tractor		7		393.207ASTCB:SUSPENSION - SUSPENSION CONNECTING ROD OR TRACKING		Yes	
Vehicle Maintenance		Truck Tractor		6		396.3A1STLC:STEERING - LOOSE CLAMP OR CLAMP BOLT ON TIE ROD OR		Yes	
Hours-Of-Serivce Compliance		Truck Tractor		3		395.24DELDPT:HOS (ELD) - On request by an authorized safety off		No	
Vehicle Maintenance		Truck Tractor		1		393.60C:Damaged or discolored windshield		No	
VIN 3H3V532K7SS075123		# of Inspections: 1		Total Severity: 17		Percentage of Total: 38.64%		Avg. Weight Per Inspection: 17.0	
Inspection Date	Inspection ID	Inspection State	Location Description	Total Severity	# of Violations	Shipper Name	Inspection Level	Post Accident	Out of Service
05/09/2025	84646939	CA	COTTONWOOD IF	17	4	AMAZON	2	No	Yes
BASIC		Unit Type		Severity		Description		Out of Service	
Vehicle Maintenance		Semi Trailer		7		393.207ASTCB:SUSPENSION - SUSPENSION CONNECTING ROD OR TRACKING		Yes	
Vehicle Maintenance		Semi Trailer		6		396.3A1STLC:STEERING - LOOSE CLAMP OR CLAMP BOLT ON TIE ROD OR		Yes	
Hours-Of-Serivce Compliance		Semi Trailer		3		395.24DELDPT:HOS (ELD) - On request by an authorized safety off		No	
Vehicle Maintenance		Semi Trailer		1		393.60C:Damaged or discolored windshield		No	



VIN 3AKJHHDR0KSKJ1217		# of Inspections: 1		Total Severity: 10		Percentage of Total: 22.73%		Avg. Weight Per Inspection: 10.0	
Inspection Date	Inspection ID	Inspection State	Location Description	Total Severity	# of Violations	Shipper Name	Inspection Level	Post Accident	Out of Service
03/08/2025	84118883	NM	AT INTERSECTION OF I-10 AND I	10	1	AMAZON	3	No	No
BASIC		Unit Type		Severity		Description		Out of Service	
Unsafe Driving		Truck Tractor		10		392.2SLLSWZ:State/Local Laws - Speeding work/construction zone		No	

Inspection History ToC						
Inspection Date	Report Number	Report State	PU VIN	TR VIN	Severity Weight	Time Weight
07/13/2025	ND64009203	CA	3AKJHHDR5MSMC0693 - Truck Tractor	3H3V532C5MR732486 - Semi Trailer		3
06/07/2025	NEZA002104	CA	3AKJHHDR0KSKJ1217 - Truck Tractor	1GR1A0626MD236117 - Semi Trailer		3
05/09/2025	NEL1004070	CA	3AKJHHDR5MSMC0693 - Truck Tractor	3H3V532K7SS075123 - Semi Trailer		3
Power Unit Violation - OOS Vehicle Maintenance Violation: 396.3A1STLC - STEERING - LOOSE CLAMP OR CLAMP BOLT ON TIE ROD OR DRAG LINK.					6	
Power Unit Violation - Vehicle Maintenance Violation: 393.60C - Damaged or discolored windshield					1	
Power Unit Violation - Hours-Of-Service (HOS) Compliance Violation: 395.24DELDPT - HOS (ELD) - On request by an authorized safety official, a driver must produce and transfer from an ELD the driver's hours-of-service records in accordance with the instruction sheet provided by the motor carrier.					3	
Power Unit Violation - Hours-Of-Service (HOS) Compliance Violation: 395.24DELDPT - HOS (ELD) - On request by an authorized safety official, a driver must produce and transfer from an ELD the driver's hours-of-service records in accordance with the instruction sheet provided by the motor carrier.					3	
Power Unit Violation - OOS Vehicle Maintenance Violation: 393.207ASTCB - SUSPENSION - SUSPENSION CONNECTING ROD OR TRACKING COMPONENT ASSEMBLY (INCLUDING SPRING LEAVES USED AS A SUSPENSION CONNECTING ROD) OR ANY PART USED FOR ATTACHING					7	
03/08/2025	5023P1VRQR	NM	3AKJHHDR0KSKJ1217 - Truck Tractor	3H3V532K4SS073703 - Semi Trailer		3
Power Unit Violation - Unsafe Driving Violation: 392.2SLLSWZ - StateSpeeding work zone					10	
Only the first 20 inspections are shown. See the live report for more data.						

Crash Hot Spots ToC					
State	Level 1 (lowest crash frequency)	Level 2	Level 3	Level 4	Level 5 (highest crash frequency)
California	0	0	3	0	0
Total	0	0	3	0	0
Company Level: 3					

Equipment and Driver Details ToC						
			Equipment (Owned/Leased/Trip)			Driver Details
MCS-150 Date	Tractors	Straight Trucks	Trailers	CDL's	Interstate	Intrastate
05/19/2025	3/0/0	0/0/0	3/0/0	3	3	0
09/17/2024	1/0/0	0/0/0	1/0/0	1	1	0
02/20/2024	1/0/0	0/0/0	1/0/0	1	1	0

Chameleon Type 1 - Chameleon issues highlighted in RED ToC										
DOT	Legal Name	MCS-150 Date	Physical Address	Mailing Address	Company Rep 1	Company Rep 2	Phone	Fax	Cell Phone	Email
3983182	GM ROADWAYS INC	07/24/2025	922 BAYHILL DR, SUGARLAND, TX, 77479	1852 W 11TH ST SUITE 329, TRACY, CA, 95376	GURPREET KAUR		(209)-229-6198		(209)-229-6198	GMROADWAYS1524@GMAIL.COM
3579229	GK TRANS INC	07/17/2025	9102 FITZGERALD DRIVE, INDIANAPOLIS, IN, 46239	9102 FITZGERALD DRIVE, INDIANAPOLIS, IN, 46239	GURPREET KAUR		(646)-920-8131		(646)-920-8131	GKTRANS2023@GMAIL.COM



4094684	STELLAR TRANSPORT INC	06/28/2025	3201 S 192ND ST APT E202, SEATAC, WA, 98188	PO BOX 5726, KENT, WA, 98064	GURPREET KAUR		(425)-591-2123		(425)-591-2123	STELLARINC13 @GMAIL.COM
4267739	MG ROADLINES INC	05/22/2025	867 SENTINEL DR, TRACY, CA, 95304	867 SENTINEL DR, TRACY, CA, 95304-5977	GURPREET KAUR		(415)-890-2606			MGINC415@GM AIL.COM
3630294	MAPLE CARRIER INC	05/16/2025	10746 JIMMY LAKE DR, INDIANAPOLIS, IN, 46239	10746 JIMMY LAKE DR, INDIANAPOLIS, IN, 46239	GURPREET KAUR		(317)-457-7854			MAPLECARRIE RINC@GMAIL.C OM
3727788	KAM TRANS LLC	05/05/2025	10740 8TH AVE NE APT 211, SEATTLE, WA, 98125	10740 8TH AVE NE APT 211, SEATTLE, WA, 98125	GURPREET KAUR		(425)-606-8898		(425)-606-8898	KAMTRANSLLC 29@GMAIL.COM
4384581	DREAMLINE TRUCKING INC	03/27/2025	625 REUNION LN, GREENWOOD, IN, 46143	625 REUNION LN, GREENWOOD, IN, 46143-0105	GURPREET KAUR		(516)-263-6259			TRUCKINGDRE AMLINE@GMAI L.COM
3490013	R & R FREIGHT LLC	03/26/2025	3305 RYAN AVE, PHILADELPHIA, PA, 19136	3305 RYAN AVE, PHILADELPHIA, PA, 19136	GURPREET KAUR		(870)-866-2414			RRFREIGHTTRU CKING@YAHOO .COM
1590084	SANDHU TRANSLINE INC	03/25/2025	1509 VETERAN ST, MANTECA, CA, 95337	1509 VETERAN ST, MANTECA, CA, 95337	GURPREET KAUR		(209)-600-0007			DISPATCH@ST RANSLINE.COM
3137416	GTC TRANS INC	08/08/2025	16339 BROOK LN, FONTANA, CA, 92336	16339 BROOK LN, FONTANA, CA, 92336	GURPREET KAUR	GURPREET KAUR	(714)-909-4992		(714)-909-4992	GTCTRANSINC7 9@GMAIL.COM
3973133	H G N BROKERAGE INC	07/09/2025	1750 HOWE AVENUE SUITE 300, SACRAMENTO, CA, 95825	P O BOX 159, VACAVILLE, CA, 95696	HARSIMRANJIT SINGH	GURPREET KAUR	(510)-369-9815		(510)-369-9815	gabby@hgnbrok erage.com
3890722	UNITED STAR LOGISTICS INC	05/21/2025	7620 SUNSET RIDGE PKWY, INDIANAPOLIS, IN, 46259	7620 SUNSET RIDGE PKWY, INDIANAPOLIS, IN, 46259	LOVEPREET SINGH	GURPREET KAUR	(347)-285-2990		(347)-285-2990	USL2020@YAH OO.COM
3212968	NAV TRANSPORTATI ON INC	11/17/2024	20207 CORTINA VALLEY DR, CYPRESS, TX, 77433	20207 CORTINA VALLEY DR, CYPRESS, TX, 77433	NAVDEEP SINGH	GURPREET KAUR	(832)-405-9985		(832)-366-7770	TRANSPORTATI ONNAV@GMAIL .COM
2206228	UNIVERSAL TRANSPORT LLC	09/01/2024	8812 ROCKWOOD LN, INDIANAPOLIS, IN, 46259	8812 ROCKWOOD LN, INDIANAPOLIS, IN, 46259	RAJINDER SINGH	GURPREET KAUR	(909)-723-3823	(877)-926-7040		UTL100@YAH O.COM
3512672	7630603 CANADA INC	04/11/2023	19 BOTTLEBRUSH DRIVE, BRAMPTON, ON, L6R 2Z5	19 BOTTLEBRUSH DRIVE, BRAMPTON, ON, L6R 2Z5	AMANDEEP SINGH SANDHU	GURPREET KAUR	(647)-522-1222		(647)-522-1222	GL@GURSHAN LOGISTICS.CO M
3703720	SEKHON GROUP INC	02/28/2023	1964 SWIFT CT, HAYWARD, CA, 94545	1964 SWIFT CT, HAYWARD, CA, 94545-4926	MANJOT SINGH	GURPREET KAUR	(510)-209-7329			SEKHONGROUP INC@GMAIL.CO M
3202132	5 RIVERS TRANSPORT LLC	04/05/2019	24031 110TH PL SE N103, KENT, WA, 98030	24031 110TH PL SE N103, KENT, WA, 98030	NAVNEET SINGH	GURPREET KAUR	(206)-353-2379		(206)-349-0051	
3259488	RAI TRUCKING LLC	03/16/2019	24205 MAGNA AVE, HAYWARD, CA, 94544-1409	24205 MAGNA AVE, HAYWARD, CA, 94544-1409	JASWINDER SINGH RAI	GURPREET KAUR	(510)-359-3675			MSPREET97@G MAIL.COM
1898749	AJEET ENTERPRISES LLC	06/05/2009	1721 PINION DR, ROSEVILLE, CA, 95747	1721 PINION DR, ROSEVILLE, CA, 95747	GURMUKH BANSEL	GURPREET KAUR	(916)-474-4645		(916)-910-4309	

Chameleon Type 2 ToC

VIN	Unit Type	Inspection Date	DOT No	Company Name	City	State
-----	-----------	-----------------	--------	--------------	------	-------