



Table of Contents

1. Overview	2. BASIC Scores History
3. BASIC Measures	4. KPI: BASIC Measures by Cargo Group
5. Estimated ISS Score	6. Investigation Results
7. Penalties History	8. Acute Critical Violations
9. Red Flag Violation Details	10. DOT Registration Information
11. DOT MCS-150 History	12. Crash Summary
13. Inspection Summary	14. KPI: Inspection Viol OOS Rates by Cargo Group
15. FHWA Registration Information	16. FHWA Insurance Information
17. FHWA Authorities	18. Severe Violations
19. Violation Report	20. Violation Summary
21. Violation Enforcement Chronology	22. Inspection Violations & OOS Counts
23. Radius Of Operation	24. Inspection & Crash Locations
25. Cargo Hot Spots	26. Inspection Violations & OOS Chronology
27. Percent of Insp & Crash by State	28. VIN Insp Summary by State
29. Violations By Unit Type	30. Equipment Ownership
31. Equipment Details	32. Vehicle Age
33. States of Power Unit Registrations	34. Equipment Acquisitions
35. Driver Details	36. Shared VIN Summary
37. Shipper Table	38. Safety Summary
39. Safety Details	40. Crash Detail Color Coded
41. Inspections with Shared Equipment	42. Inspection Tabular Details
43. Inspection Summary By Month	44. VIN Inspection Violation Details
45. Inspection History	46. Crash Hot Spots
47. DOT MCS-150 History Equipment and Driver Details	48. Chameleon



Business Address

5860 W SANTA ANA AVE # APPT-
103

FRESNO, CA

93722

Contact Info

(916)-882-6445

NNTRUCKINGINC5@GMAIL.COM

FHWA Address

5860 W SANTA ANA AVE # APPT-
103

FRESNO, CA, 93722

Phone: (916)-882-6445

Mailing Address

5860 W SANTA ANA AVE # APPT-
103

FRESNO, CA


93722

Overview [ToC](#)

Operating Status: AUTHORIZED FOR Property
3 other companies viewed this DOT in the past two months
Crash/PU ratio: 0.0%
Clean Inspection ratio: 100.0%

Estimated BASIC Scores (as of 4/25/2025)

	Unsafe Driving	Hours of Service	Driver Fitness	Controlled Sub. and Alcohol	Vehicle Maintenance	HM Compliance	Crash
Relative Scores	0% ○	0% ○	0% ○	0% ○	0% ○	0% ○	0% ○
Alert Status	No	No	No	No	No	No	No



Estimated Inspection Selection System (ISS) Score: 67
Category: Optional Inspect

* The Estimated ISS score is based on Insufficient Data Algorithm *

BASIC Scores History - Unsafe Driving [ToC](#)

There are no Scores for this BASIC

BASIC Scores History - Hours of Service [ToC](#)

There are no Scores for this BASIC

BASIC Scores History - Driver Fitness [ToC](#)

There are no Scores for this BASIC

BASIC Scores History - Controlled Substance [ToC](#)

There are no Scores for this BASIC



BASIC Scores History - Vehicle Maintenance ToC

There are no Scores for this BASIC

BASIC Scores History - Crash ToC

There are no Scores for this BASIC

BASIC Scores History - Hazmat ToC

There are no Scores for this BASIC

BASIC Measures: Violation Points per Inspection Trends ToC

No inspection violations

BASIC Measures * - Table ToC

UD-Unsafe Driving, HOS-Hours of Service, DF-Driver Fitness, CS-Controlled Substances, VM-Vehicle Maintenance

Date	UD Measure	UD AC	UD with Viol	HOS Measure	HOS AC	HOS with Viol	DF Measure	DF AC	DF with Viol	CS Measure	CS AC	CS with Viol	VM Measure	VM AC	VM with Viol
04/2025	0.00	N	0	0.00	N	0	0.00	N	0	0.00	N	0	0.00	N	0
03/2025	0.00	N	0	0.00	N	0	0.00	N	0	0.00	N	0	0.00	N	0
02/2025	0.00	N	0	0.00	N	0	0.00	N	0	0.00	N	0	0.00	N	0
01/2025	0.00	N	0	0.00	N	0	0.00	N	0	0.00	N	0	0.00	N	0
12/2024	0.00	N	0	0.00	N	0	0.00	N	0	0.00	N	0	0.00	N	0
11/2024	0.00	N	0	0.00	N	0	0.00	N	0	0.00	N	0	0.00	N	0
10/2024	0.00	N	0	0.00	N	0	0.00	N	0	0.00	N	0	0.00	N	0
09/2024	0.00	N	0	0.00	N	0	0.00	N	0	0.00	N	0	0.00	N	0
08/2024	0.00	N	0	0.00	N	0	0.00	N	0	0.00	N	0	0.00	N	0
07/2024	0.00	N	0	0.00	N	0	0.00	N	0	0.00	N	0	0.00	N	0
06/2024	0.00	N	0	0.00	N	0	0.00	N	0	0.00	N	0	0.00	N	0
05/2024	0.00	N	0	0.00	N	0	0.00	N	0	0.00	N	0	0.00	N	0

* BASIC Measures are the absolute SMS scores that are compared within each Safety Event Group to determine the BASIC Score percentiles.

KPI: BASIC Measures by Fleet Size and Cargo Group ToC

Fleet Size: 1-5 PUs

	Unsafe Driving		Hours of Service		Driver Fitness		Controlled Substance		Vehicle Maintenance		HM Compliance		Crash	
Cargo Group (Companies)	Avg.	Comp. to Avg.	Avg.	Comp. to Avg.	Avg.	Comp. to Avg.	Avg.	Comp. to Avg.	Avg.	Comp. to Avg.	Avg.	Comp. to Avg.	Avg.	Comp. to Avg.
Bulk Goods (249526)	0.75	Better	0.21	Better	0.13	Better	0.01	Better	1.68	Better	0.01	Better	0.06	Better
General Freight (485750)	0.78	Better	0.22	Better	0.20	Better	0.02	Better	1.88	Better	0.01	Better	0.06	Better
Mail (15301)	0.96	Better	0.39	Better	0.12	Better	0.02	Better	1.91	Better	0.01	Better	0.08	Better
Refrigerated (63356)	1.49	Better	0.54	Better	0.16	Better	0.02	Better	2.60	Better	0.01	Better	0.11	Better
NNA TRUCKING INC	0.00		0.00		0.00		0.00		0.00		0.00		0.00	



Estimated ISS Score: 67 Optional Inspect [ToC](#) [About the Inspection Selection System](#)

Estimated ISS Score History - Table [ToC](#)

Date	Estimated ISS Score	Recommendation	Algorithm
04/25/2025	67	Optional Inspect	Insufficient Data Algorithm
03/28/2025	67	Optional Inspect	Insufficient Data Algorithm
02/28/2025	67	Optional Inspect	Insufficient Data Algorithm
01/31/2025	69	Optional Inspect	Insufficient Data Algorithm
12/27/2024	67	Optional Inspect	Insufficient Data Algorithm
11/29/2024	67	Optional Inspect	Insufficient Data Algorithm
10/25/2024	68	Optional Inspect	Insufficient Data Algorithm
09/27/2024	67	Optional Inspect	Insufficient Data Algorithm
08/30/2024	67	Optional Inspect	Insufficient Data Algorithm
07/26/2024	67	Optional Inspect	Insufficient Data Algorithm
06/28/2024	63	Optional Inspect	Insufficient Data Algorithm
05/31/2024	63	Optional Inspect	Insufficient Data Algorithm

Investigation Results [ToC](#)

No Investigations reported on FMCSA website

Penalties History [ToC](#)

There is a problem with the Penalties data on FMCSA website.

Acute Critical Violations (Based on Investigations as per CSA Methodology Appendix A) [ToC](#)

No Data

No red flag violations in the last 24 months

DOT Registration Information: The following information on this specific DOT # is from the Federal DOT (as of Operating Authority

DOT Registration: 05/25/2024		Total Power Units: 1	Total Trucks: 1	Total Trailers: 0	Total Passenger Vehicles: 0
Status	Entity Type	Organization Type	Nation	Total Cars	Drivers / CDL Drivers
A	C	-	US	0	2 / 2
MCS-150 Date	Op Codes	Shipper Op Codes	Shipper HazMat Op Codes	Latest Review Type	Latest Review Document Number(Date)
03/31/2025	A				()
MCS-150 Mileage (Year)	Record Update Date	Transports Hazmats	DOT Census Date	Recordable Accident Rate	Preventable Accident Rate
70,770 (2024)	03/31/2025	N	05/25/2024	0%	0%
MCS-151 Mileage	Safety Rating (Date)	SEA Accident	SEA Driver	SEA Vehicle	SEA Management
166666	None (None)	0%	0%	0%	0%
Classification Codes		Cargo Carried (per MCS-150)			
		General Freight, Fresh Produce, U.S. Mail, Refrigerated foods, Beverages			



DOT MCS-150 History ToC			(as of 04/03/2025 DOT census)						
Census Date	MCS-150 Date	MCS-150 Mileage	VMY Year	Power Units	Drivers	Trailers	Company Rep1	Company Rep2	Email
4/3/2025	3/31/2025	70770	2024	1	1	-	NAVTEJ SINGH		NNTRUCKINGINC5@GMAIL.COM
1/15/2025	1/9/2025	1050	2024	1	1	-	NAVTEJ SINGH		NNTRUCKINGINC5@GMAIL.COM

Crash Summary Chart **ToC**Crashes Summary - Chart (based on all available crash data)

No Data

Crashes Summary - Table (based on all available crash data) ToC										
	TOTAL	Last 6 months	7-12 months	13-18 months	19-24 months	25-30 months	30-36 months	37-41 months	42-48 months	Over 49 months
Total Reportable	0	0	0	0	0	0	0	0	0	0
Fatalities	0	0	0	0	0	0	0	0	0	0
Injuries	0	0	0	0	0	0	0	0	0	0
Tow Away	0	0	0	0	0	0	0	0	0	0
With Citations	0	0	0	0	0	0	0	0	0	0
Federal Recordable	0	0	0	0	0	0	0	0	0	0
Preventable	0	0	0	0	0	0	0	0	0	0
Crash per Pwr Unit	-	0.0%	0.0%	0.0%	0.0%	0.0%	0.0%	0.0%	0.0%	-

Inspection Summary **ToC**

The following inspection information is based on results for 24 months prior to: 05/28/2025. Please note that the total inspections number is not necessarily the total of the vehicle, driver and hazmat inspections, as one inspection may have included any combination of the below inspections.

Overall	Vehicle	Driver	Hazmat
(Please note that the total inspections number is not necessarily the total of the vehicle, driver and hazmat inspections, as one inspection may have included any combination of the below inspections) Total Inspections: 1 Total Out of Service: 0 Out of Service: 0% National Average: 20.97% Difference: -20.97%	Total Inspections: 0 Total Out of Service: 0 Out of Service: 0.00% National Average: 25.17% Difference: -25.17%	Total Inspections: 1 Total Out of Service: 0 Out of Service: 0.00% National Average: 6.59% Difference: -6.59%	Total Inspections: 0 Total Out of Service: 0 Out of Service: 0.00% National Average: 2.92% Difference: -2.92%

KPI: Inspection Viol OOS Rates by Cargo Group **ToC**

Cargo Group	OVERALL		VEHICLE		DRIVER		HAZMAT	
	Average	Compared to Average	Average	Compared to Average	Average	Compared to Average	Average	Compared to Average
Bulk Goods	24.21%	Better	22.48%	Better	8.98%	Better	0.13%	Better
General Freight	28.67%	Better	25.12%	Better	12.48%	Better	0.19%	Better
Mail	24.54%	Better	22.68%	Better	10.83%	Better	0.12%	Better
Refrigerated	22.75%	Better	21.07%	Better	10.10%	Better	0.09%	Better
NNA TRUCKING INC	0%		0%		0%		0%	



FHWA Registration Information: The following data on this Motor Carrier is from the Federal Hwy Administration (as of 5/28/2025)

Docket Number	DOT Number	Company Name	DBA Name	Address	City	State	Country	ZIP Code
MC1644936	4245703	NNA TRUCKING INC		5860 W SANTA ANA AVE # APPT-103	FRESNO	CA	US	93722
Phone Number	Fax Number	Mail Address	Mail City	Mail State	Mail Contry	Mail ZIP Code	Mail Phone Number	Mail Fax Number
(916)-882-6445								
Date of Last Change	Freight	Passenger	Household Goods	Active Authority	Pending Authority	Revocation Pending Authority		
5/28/2025	Y	N	N	/ Common /	/	/ Common /		

Insurance Required (as of 05/28/2025) ToC

Docket Number	Insurance Type	Insurance Required	Insurance on File
MC1644936	BIPD	\$750k	\$750k
MC1644936	Cargo	No	No
MC1644936	Bond	No	No

Active / Pending Insurance (as of 05/28/2025)

Docket Number	Form	Type	Insurance Carrier	Policy/Surety	Coverage From	Coverage To	Required	On File	Effective Date	Cancel Date
MC1644936	91X	BIPD/Primary	SOUTHLAKE SPECIALTY INSURANCE COMPANY	TMA71009111	\$0k	\$750k	\$750k	\$750k	09/19/2024	06/20/2025

Insurance History (as of 05/28/2025)

Docket Number	Form	Type	Insurance Carrier	Policy/Surety	Coverage From	Coverage To	Effective Date From	Effective Date To
MC1644936	91X	BIPD/Primary	SOUTHLAKE SPECIALTY INSURANCE COMPANY	TMA71009111	\$0k	\$750k	06/20/2024	10/08/2024 Name Changed
MC1644936	91X	BIPD/Primary	SOUTHLAKE SPECIALTY INSURANCE COMPANY	TMA71009111	\$0k	\$750k	06/20/2024	09/19/2024 Replaced

FHWA Authorities (as of 05/28/2025) ToC

Docket#	L&I Name	Active Authority	Inactive Authority	Pending Authority	Revocation Pending Authority	Freight	Passenger	Household Goods
MC1644936	NNA TRUCKING INC	Common /			Common /	Yes	No	No

Authority History (as of 05/28/2025)

Docket Number	Sub	Auth Type	Original Action	Disposition
MC1644936		COMMON	INVOLUNTARY REVOCATION 9/5/2024 12:00:00 AM	DISCONTINUED REVOCATION 9/20/2024 12:00:00 AM
MC1644936		COMMON	GRANTED 6/26/2024 12:00:00 AM	



Severe Violations (i.e. those with ≥ 8 points) - Chart [ToC](#)

No Data

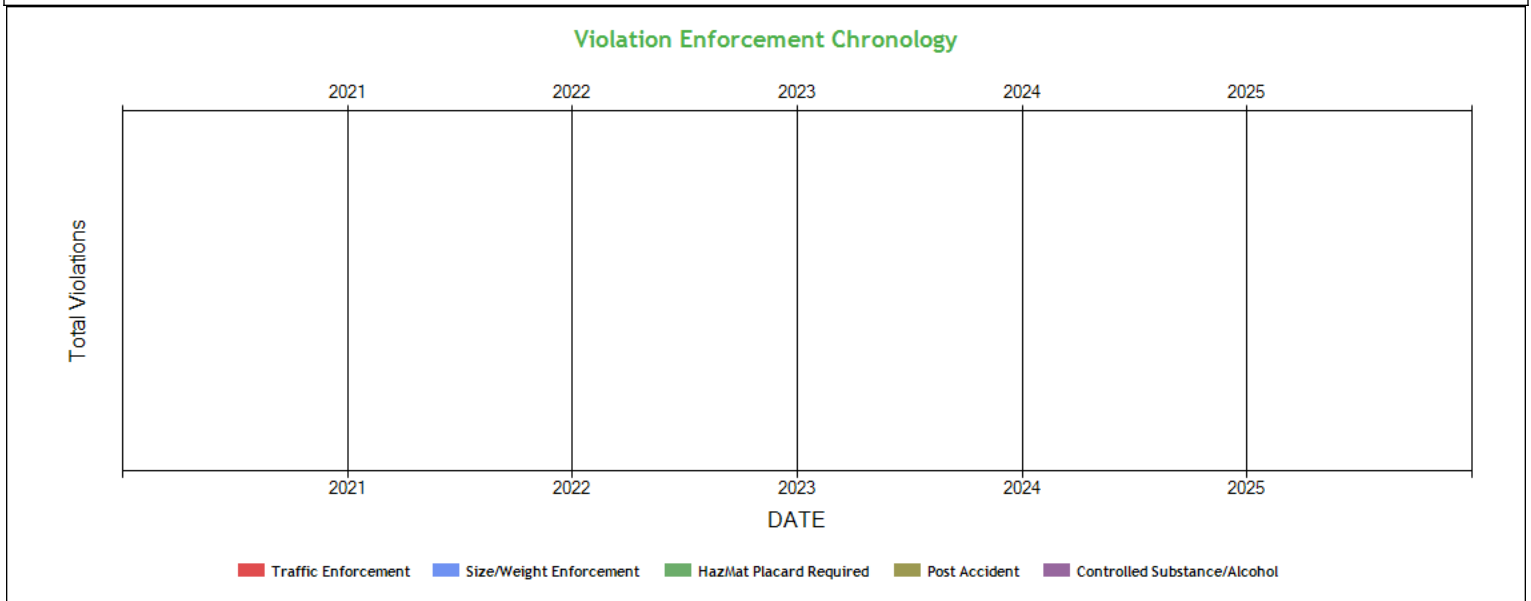
Severe Violations (i.e. those with ≥ 8 points) - Table

No Data

No data for Violation Report [ToC](#)

No data for Violation Summary

Violation Enforcement Chronology - Chart [ToC](#)

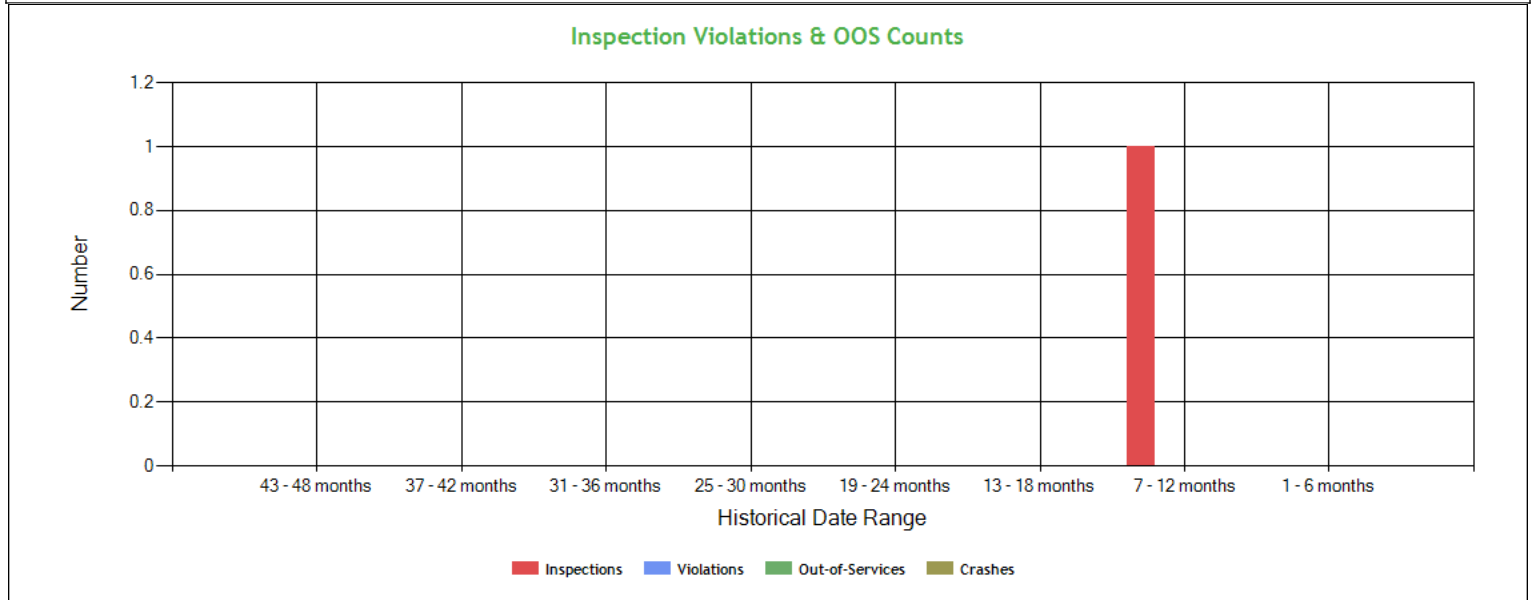


Violation Enforcement Chronology - Table [ToC](#)

	2021	2022	2023	2024	2025
Traffic Enforcement	0	0	0	0	0
Size/Weight Enforcement	0	0	0	0	0
HazMat Placard Required	0	0	0	0	0
Post Accident	0	0	0	0	0
Controlled Substance/Alcohol	0	0	0	0	0



Inspection Violations & OOS Counts - Chart [ToC](#)



Inspection Violations & OOS Counts - Table [ToC](#)

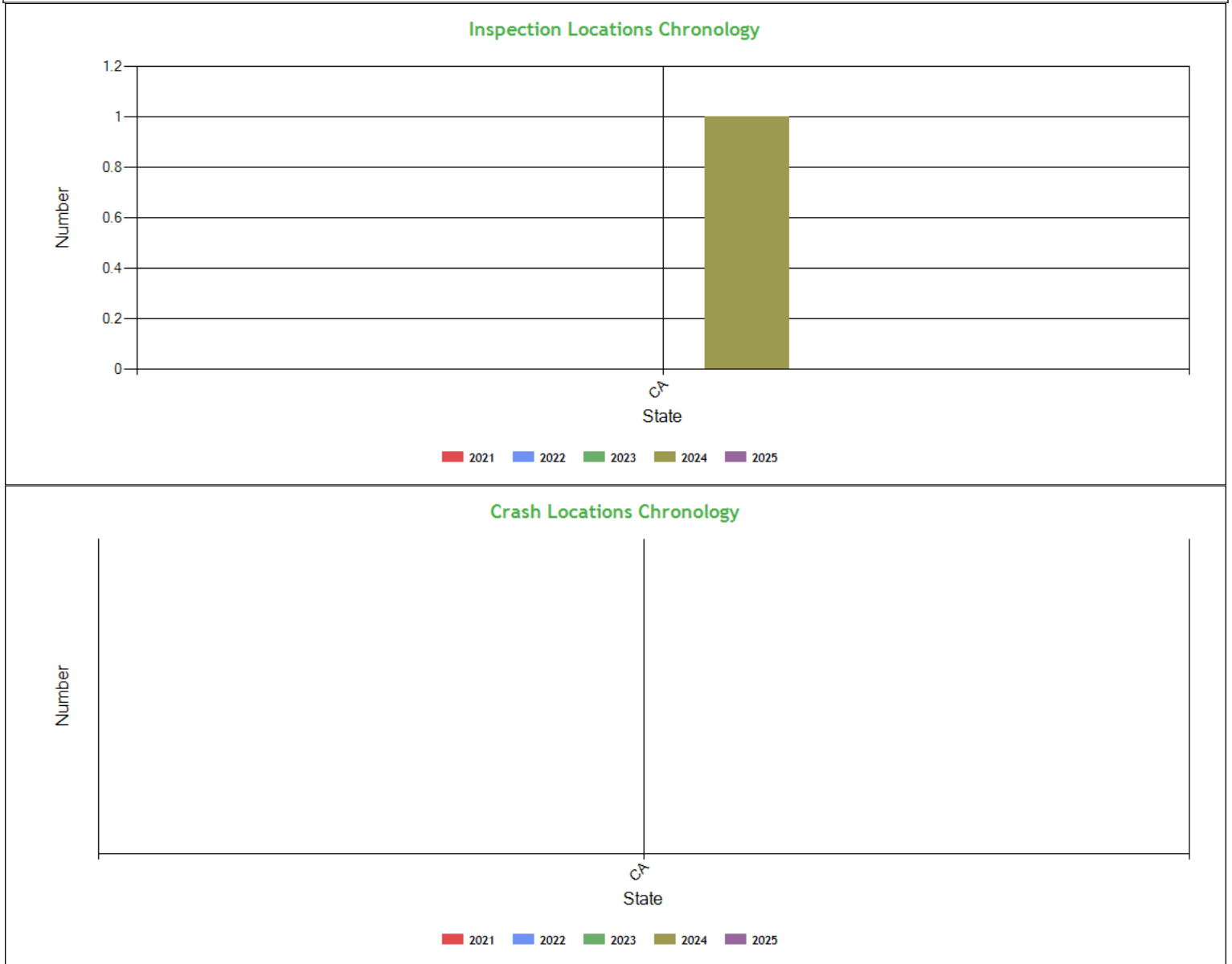
Date Range	Inspections	Violations	Out-of-Services	Crashes
TOTAL	1	0	0	0
1 - 6 months	0	0	0	0
7 - 12 months	1	0	0	0
13 - 18 months	0	0	0	0
19 - 24 months	0	0	0	0
25 - 30 months	0	0	0	0
31 - 36 months	0	0	0	0
37 - 42 months	0	0	0	0
43 - 48 months	0	0	0	0

Radius of Operation (based on Inspections and Crashes during the past 3 years) [ToC](#)

	Total	Drive between 0 and 50 miles radius	Drive between 51 and 200 miles radius	Drive between 201 and 300 miles radius	Drive between 301 and 400 miles radius	Drive between 401 and 500 miles radius	Drive between 501 and 600 miles radius	Drive beyond 600 miles radius
Power Units (i.e. unique VINs)	1	1	0	0	0	0	0	0
Percent	100%	100%	0%	0%	0%	0%	0%	0%



Inspection & Crash Locations - Chart ToC



Inspection & Crash Locations - Table ToC

State	Inspections					Violations					Out-of-Services					Crashes				
	2021	2022	2023	2024	2025	2021	2022	2023	2024	2025	2021	2022	2023	2024	2025	2021	2022	2023	2024	2025
TOTAL	0	0	0	1	0	0	0	0	0	0	0	0	0	0	0	0	0	0	0	0
CA	0	0	0	1	0	0	0	0	0	0	0	0	0	0	0	0	0	0	0	0

Hot Spot Summary ToC

Year	Month	Level 5	Level 5 %	Level 4	Level 4 %	Level 3	Level 3 %	Level 2	Level 2 %	Level 1	Level 1 %	Level 0	Level 0 %	Levels 1 - 5	Levels 1 - 5 %
2024	July (Partial)	0	0.00%	0	0.00%	1	100.00%	0	0.00%	0	0.00%	0	0.00%	1	100.00%
Totals		0	0.00%	0	0.00%	1	100.00%	0	0.00%	0	0.00%	0	0.00%	1	100.00%

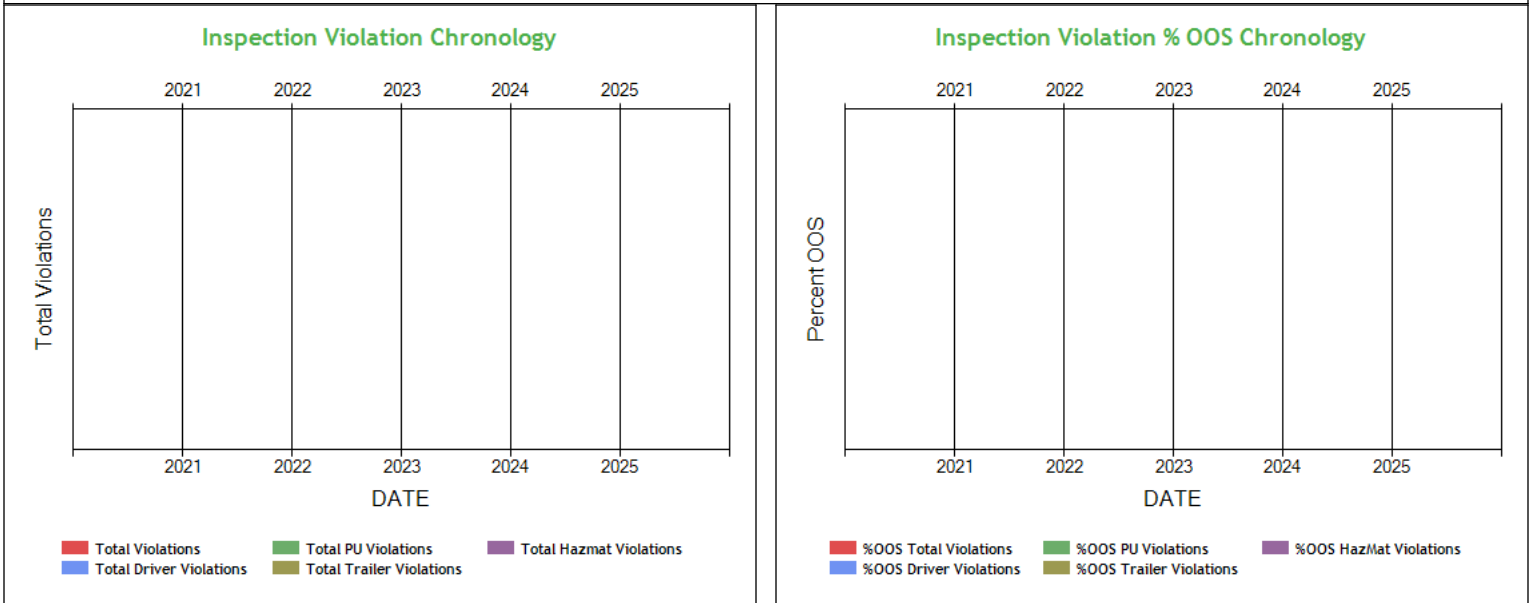


Hot Spot Analysis

State	County	Level	Count	Percentage
CA	Merced	3	1	100.00%

Report generated using the last 12 full months of inspection data

Inspection Violation % OOS Chronology - Chart [ToC](#)

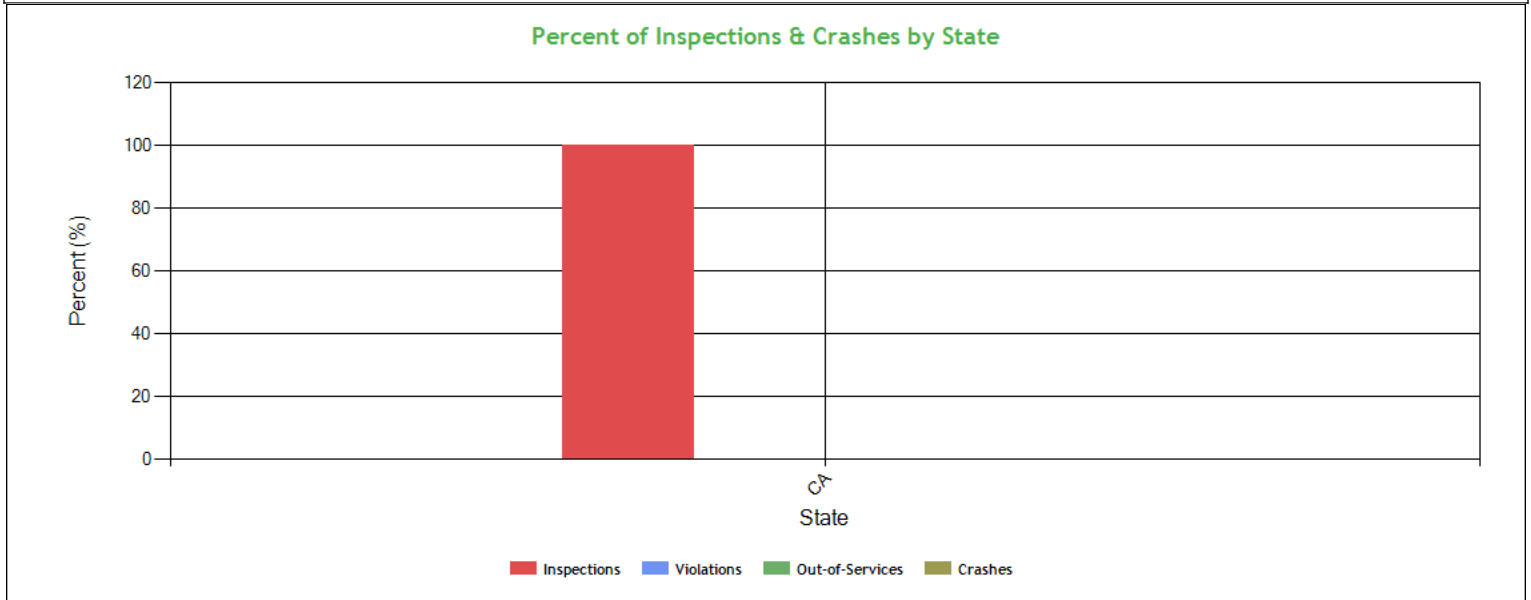


Inspection Violation % OOS Chronology - Table [ToC](#)

	2021	2022	2023	2024	2025
Total Violations	0	0	0	0	0
Total Out Of Services	0	0	0	0	0
%OOS Total Violations	0	0	0	0	0
Total Driver Violations	0	0	0	0	0
Total Driver Out Of Services	0	0	0	0	0
%OOS Driver Violations	0	0	0	0	0
Total PU Violations	0	0	0	0	0
Total PU Out Of Services	0	0	0	0	0
%OOS PU Violations	0	0	0	0	0
Total Trailer Violations	0	0	0	0	0
Total Trailer Out Of Services	0	0	0	0	0
%OOS Trailer Violations	0	0	0	0	0
Total Hazmat Violations	0	0	0	0	0
Total Hazmat Out Of Services	0	0	0	0	0
%OOS HazMat Violations	0	0	0	0	0



Percent of Insp & Crash by State - Chart ToC



Percent of Insp & Crash by State - Table (based on Inspection data from the last 4 years) ToC

State	Inspections		Violations		Out-of-Services		Crashes	
	Total	Percent	Total	Percent	Total	Percent	Total	Percent
	1	100	0	100	0	100	0	100
CA	1	100	0	0	0	0	0	0

VIN Insp Summary by State (based on inspection from the last 2 years) ToC

VIN	Insp	Viol Pts	Counts in each State	
			CA	
			Insp	Viol Pts
TOTALS	2/ 0*	1/ 0**	1	0
1UYVS2539N2658 217	1	0	1	0
4V4NC9EJ3NN30 7485	1	0	1	0

*<Total number of inspections for these 2 VIN(s)>/n<Total number of inspections for these 1 state(s)>

**<Total severity sum for these 2 VIN(s)>/n<Total severity sum for these 1 state(s)>

Violations By Unit Type ToC

of Violations: 0 Total Severity: 0

Equipment Ownership ToCEquipment Ownership (based on MCS-150 dated 3/31/2025)

	Trucks	Tractors	Trailers	Motor Coaches	Vans
Owned	0	1	0	0	0
Term Leased	0	0	0	0	0
Trip Leased	0	0	1	0	0
Total No.	0	1	1	0	0



Equipment Details Power Units [ToC](#)

VIN	Latest Insp Date	Year	Make	Model	Body Class	Body Type	Axles	Len	Fuel Type
4V4NC9EJ3NN307485	07/06/2024	2022	VOLVO	VNL	Truck-Tractor	-	-	-	-

Equipment Details Trailers

VIN	Latest Insp Date	Year	Make	Model	Body Class	Body Type	Axles	Len	Fuel Type
1UYVS2539N2658217	07/06/2024	2022	UTILITY	Utility Trailer Manufacturer	Trailer	Van Trailer	2	53	Not Applicable

Vehicle Age [ToC](#)

Year	# Power Units	PU Percentage	# Trailers	Trailres Percentage
2022	1	100.00%	1	100.00%

Based on 24 months of inspection data, see the live report for more options

States of Power Unit Registrations [ToC](#)

State	CA
Number of Power Units	1

Equipment Acquisitions - Table [ToC](#)

	Power Units inspected for 1st time in past 12 months	Power Units inspected for 1st time in past 24 months	Power Units inspected during entire date range	Trailers inspected for 1st time in past 12 months	Trailers inspected for 1st time in past 24 months	Trailers inspected during entire date range
Unique VINs	1	1	1	1	1	1
Unique License Plates	1	1	1	1	1	1
License Plate States	1	1	1	1	1	1

Driver Details [ToC](#) Driver Details (based on MCS-150 dated 3/31/2025)

	Within 100 mi	Beyond 100 mi	TOTAL
# Drivers Interstate	0	2	1
# Drivers Intrastate	0	0	0
TOTAL	0	2	/

Avg. # Trip Lease Drivers/Mo: 0 # Drivers Grand Total: 2 # Drivers Commercially Licensed: 2

Shared VIN Summary [ToC](#)

No Data

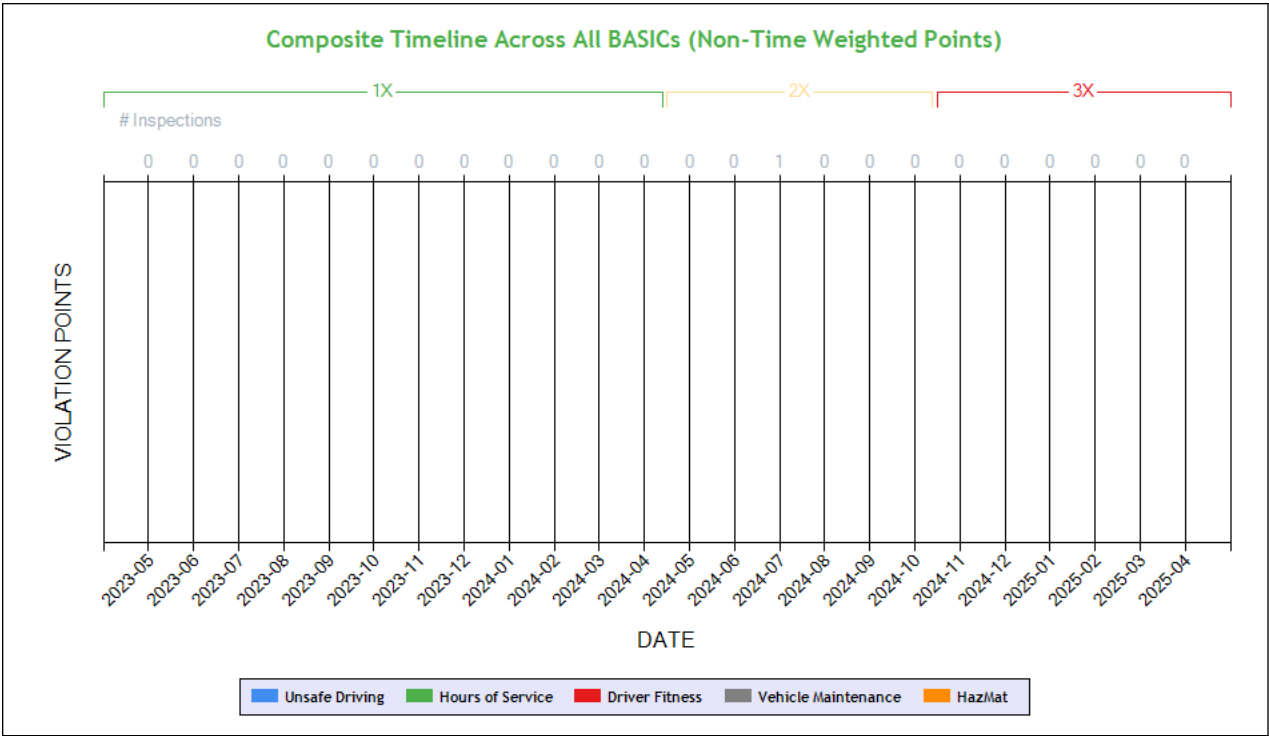


SHIPPERS DETAIL **ToC** based on Inspection results for the last 4 years

Shipper Name	Number of Inspections
DUDA FARM FRESH	1



Carrier Underwriting Report Safety Summary ToC



Time-Weighted Violation Points - no data available to draw a chart
Time-Weighted Violation Points by Vehicle - no data available to draw a chart

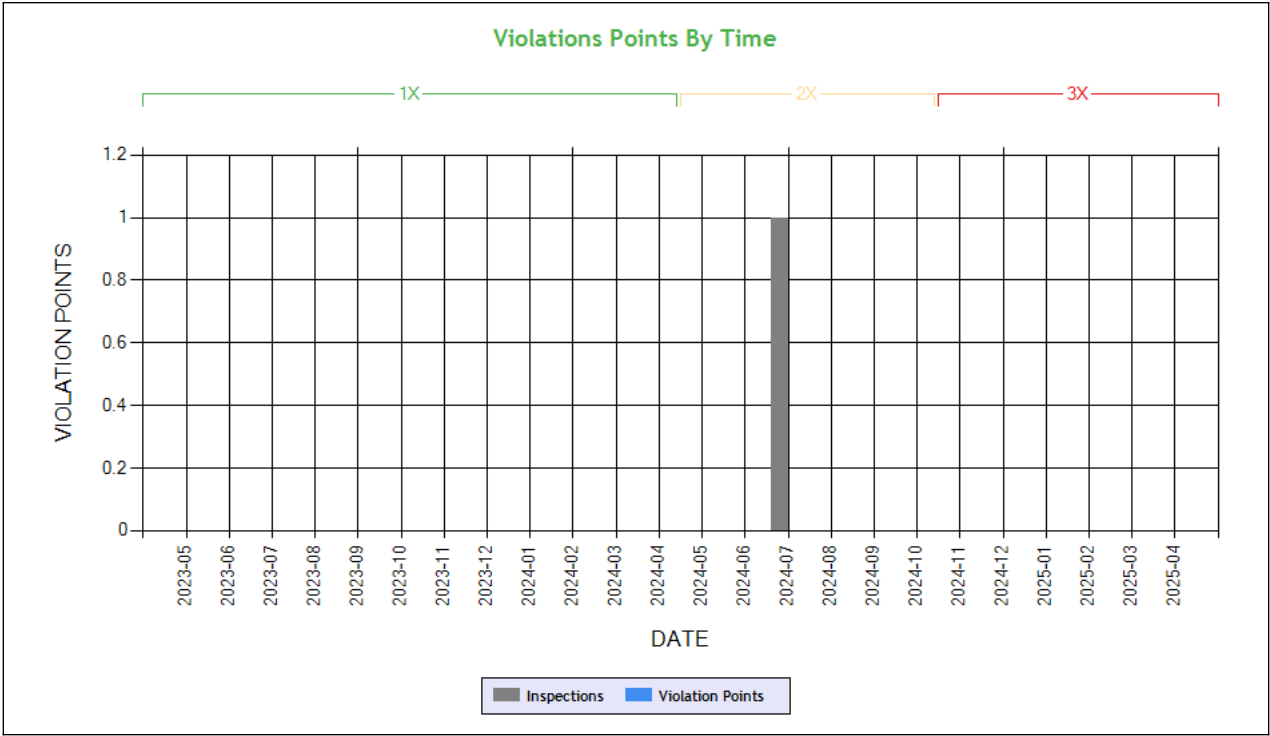
See the Excel file for the complete analysis # Violations is in (1-6/7-12/13-24mo)

Shaded = Out Of Service Violation		
Violation Group		
Violation Description	Total Time-weighted Points by VIN	% of Total Time-weighted Points by VIN
Driver Resp		
Total Time-weighted Points		
% Total Time-Wt Pts		



SAFETY ANALYSIS ToC

Unsafe Driving



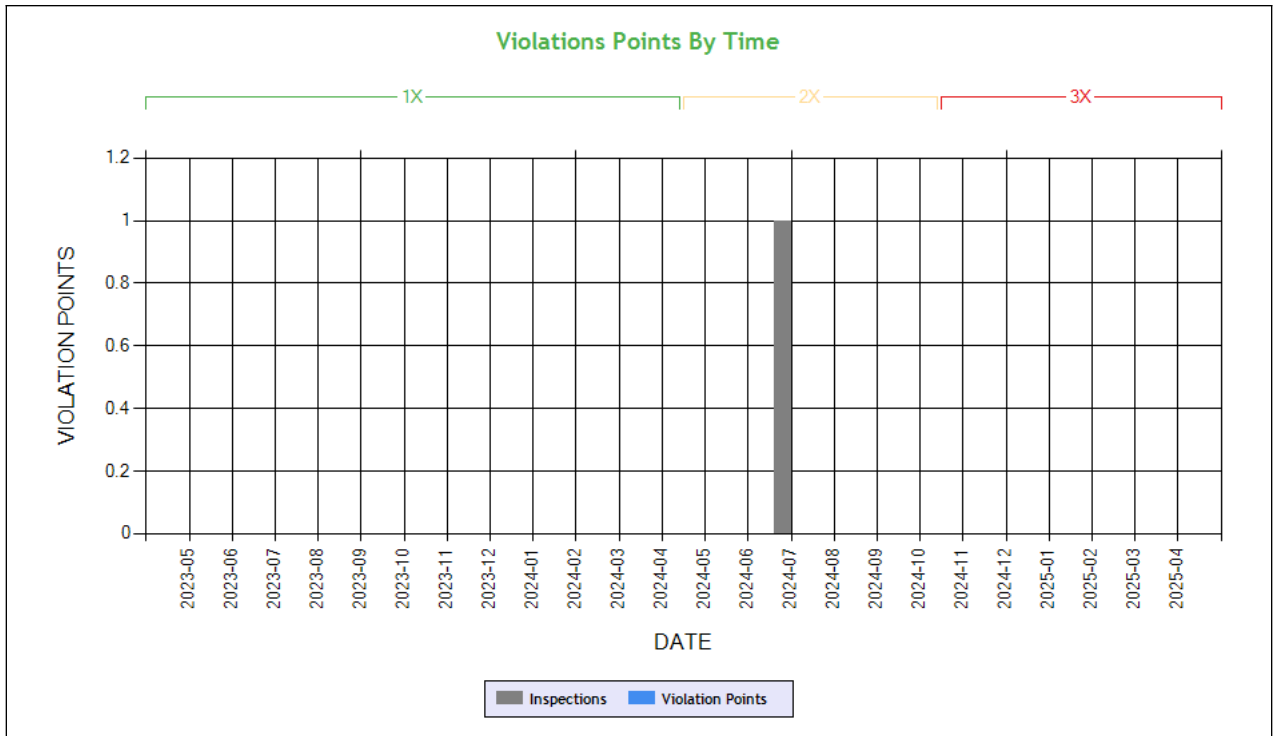
Time-Weighted Violation Points - no data available to draw a chart
Time-Weighted Severity Points by Vehicle - no data available to draw a chart

See the Excel file for the complete analysis # Violations is in (1-6/7-12/13-24mo)

Shaded = Out Of Service Violation		
Violation Group		
Violation Description	Total Time-weighted Points by VIN	% of Total Time-weighted Points by VIN
Driver Resp		
Total Time-weighted Points		
% Total Time-Wt Pts		

HOS Compliance

Time-Weighted Violation Points - no data available to draw a chart
Time-Weighted Severity Points by Vehicle - no data available to draw a chart



Carrier Software
 1-800-646-5152
 info@CarrierSoftware.com

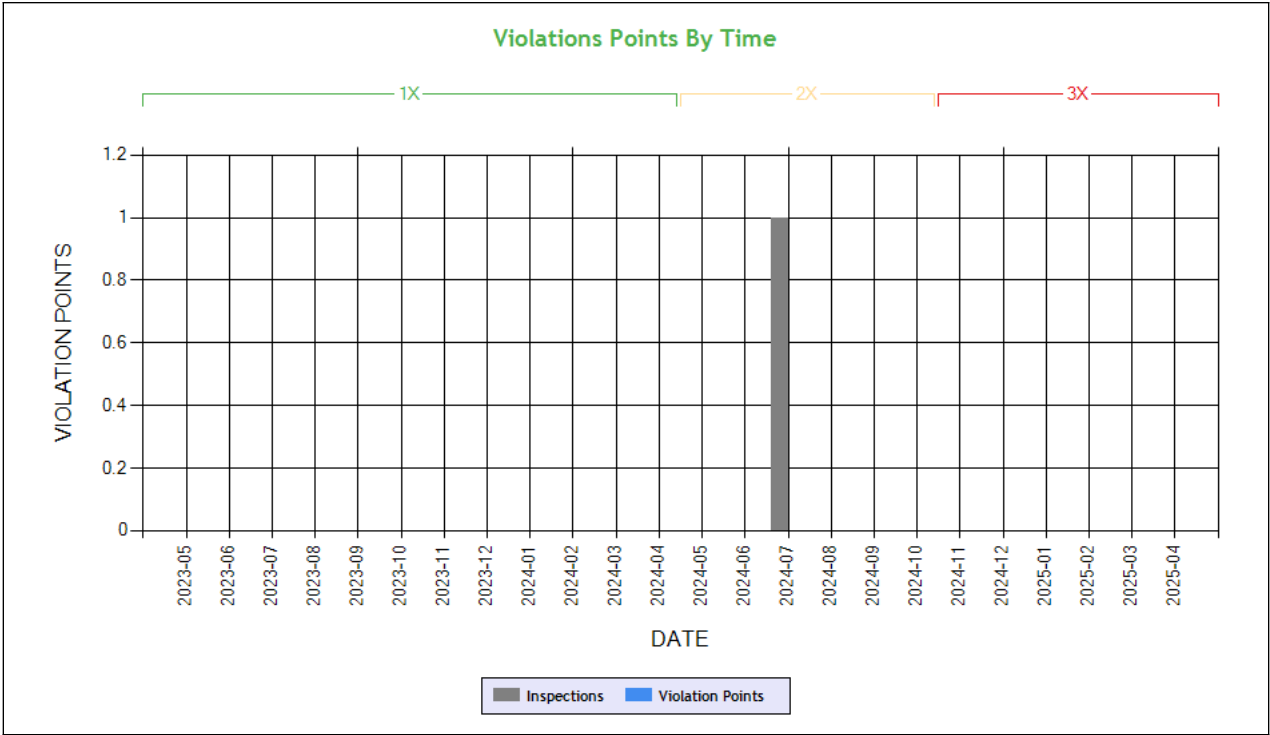
CONFIDENTIAL - Intended for use by Amerigo Insurance Agency - Date: 5/29/2025
 NNA TRUCKING INC - DOT# 4245703 / MC1644936

See the Excel file for the complete analysis # Violations is in (1-6/7-12/13-24mo)

Shaded = Out Of Service Violation		
Violation Group		
Violation Description	Total Time-weighted Points by VIN	% of Total Time-weighted Points by VIN
Driver Resp		
Total Time-weighted Points		
% Total Time-Wt Pts		



Driver Fitness



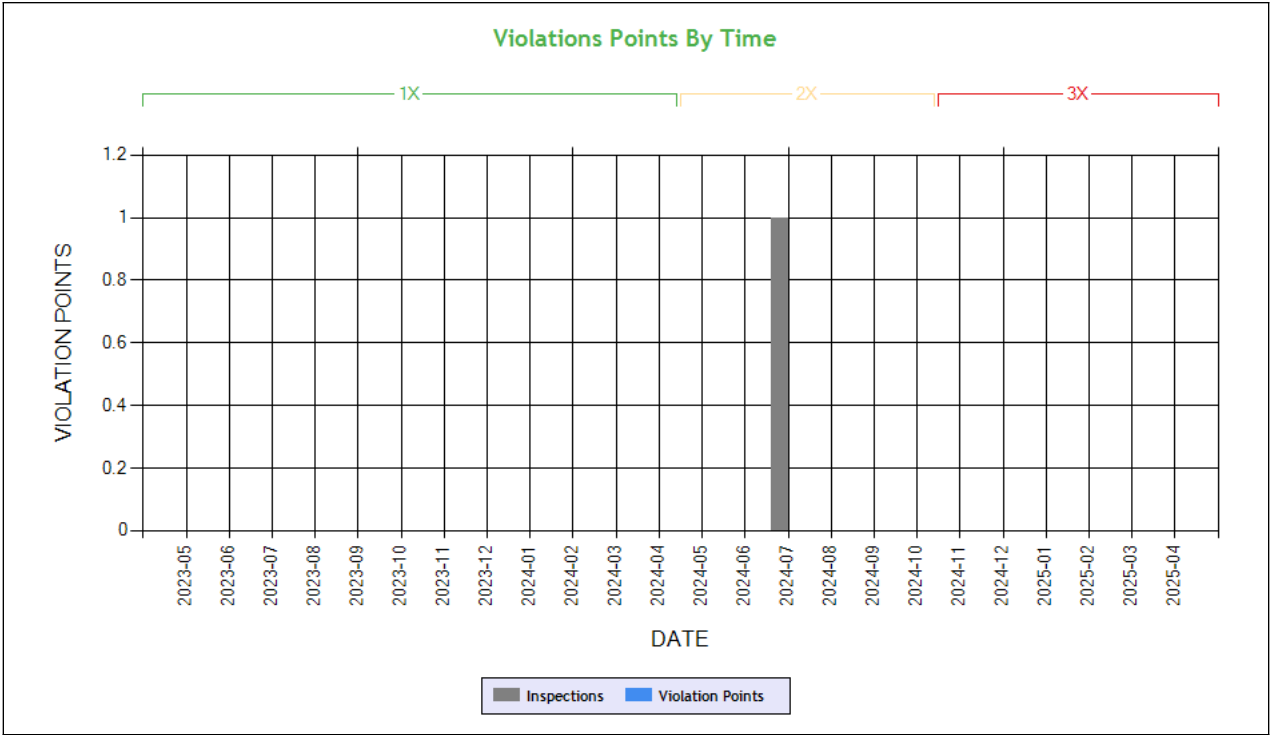
Time-Weighted Violation Points - no data available to draw a chart
Time-Weighted Severity Points by Vehicle - no data available to draw a chart

See the Excel file for the complete analysis # Violations is in (1-6/7-12/13-24mo)

Shaded = Out Of Service Violation		
Violation Group		
Violation Description	Total Time-weighted Points by VIN	% of Total Time-weighted Points by VIN
Driver Resp		
Total Time-weighted Points		
% Total Time-Wt Pts		



Vehicle Maintenance



Time-Weighted Violation Points - no data available to draw a chart
Time-Weighted Severity Points by Vehicle - no data available to draw a chart

See the Excel file for the complete analysis # Violations is in (1-6/7-12/13-24mo)

Shaded = Out Of Service Violation		
Violation Group		
Violation Description	Total Time-weighted Points by VIN	% of Total Time-weighted Points by VIN
Driver Resp		
Total Time-weighted Points		
% Total Time-Wt Pts		

COLOR CODED CRASH TABLE ToC

No crashes have been reported by the DOT on this Motor Carrier
INSPECTIONS WITH SHARED EQUIPMENT:
No Data



LEGEND
Vehicle Information
Inspection for DOT # being analyzed
Inspection for Different DOT #
Crash Information for specific VIN

INSPECTION DETAILS for ALL Inspections

PDF shows the first 100 Power Unit & Trailer VINs with most recent inspections using data from the last 4 years

POWER UNIT Inspections Section

VIN: 4V4NC9EJ3NN307485				Unit: Truck Tractor		Year: 2022		Make: VOLVO	
DOT No: 4245703		Docket No: MC1644936		Name: NNA TRUCKING INC			Interstate: Yes		
Date	Unit License	Unit Lic State	Violation Unit	Violation Description			Severity	OOS	Citation
07/06/2024	ZP31484	CA	-	-			-	-	-
DOT No: 3104269		Docket No: MC79290		Name: GURSIMRAN TRANSPORT INC			Interstate: Yes		
Date	Unit License	Unit Lic State	Violation Unit	Violation Description			Severity	OOS	Citation
03/27/2024	YP48019	CA	-	-			-	-	-
04/11/2023	YP48019	CA	1	392.2 - Operating a commercial motor vehicle not in accordance with the laws, ordinances, and regulations of the jurisdiction in which it is being operated - Unsafe Driving			0	No	

TRAILER Inspections Section

VIN: 4V4NC9EJ3NN307485				Unit: Truck Tractor		Year: 2022		Make: VOLVO	
DOT No: 4245703		Docket No: MC1644936		Name: NNA TRUCKING INC			Interstate: Yes		
Date	Unit License	Unit Lic State	Violation Unit	Violation Description			Severity	OOS	Citation
07/06/2024	ZP31484	CA	-	-			-	-	-
DOT No: 3104269		Docket No: MC79290		Name: GURSIMRAN TRANSPORT INC			Interstate: Yes		
Date	Unit License	Unit Lic State	Violation Unit	Violation Description			Severity	OOS	Citation
03/27/2024	YP48019	CA	-	-			-	-	-
04/11/2023	YP48019	CA	1	392.2 - Operating a commercial motor vehicle not in accordance with the laws, ordinances, and regulations of the jurisdiction in which it is being operated - Unsafe Driving			0	No	

Inspection Summary By Month (based on inspections from the last 4 years) [ToC](#)

Year-Month	Number of Inspections	Number of Power Units	Total Violations	Total OOS Inspections	Total Severity Points	Number of Crashes
2024-07	1	1	0	0	0	0

Note: The most recent month's counts may not include all the inspections for that month.

No data for Inspection Summary By Month



Inspection History [ToC](#)

Inspection Date	Report Number	Report State	Plate Number	Plate State	Type	Severity Weight	Time Weight
07/06/2024	UFEV002867	CA	ZP31484	CA	Truck Tractor		2

Only the first 20 inspections are shown. See the live report for more data.

Crash Hot Spots [ToC](#)

State	Level 1 (lowest crash frequency)	Level 2	Level 3	Level 4	Level 5 (highest crash frequency)
California	0	0	0	1	0
Total	0	0	0	1	0

Company Level: 4

Equipment and Driver Details [ToC](#)

MCS-150 Date	Equipment (Owned/Leased/Trip)			Driver Details		
	Tractors	Straight Trucks	Trailers	CDL's	Interstate	Intrastate
03/31/2025	1/0/0	0/0/0	0/0/1	2	1	0
01/09/2025	1/0/0	0/0/0	0/0/0	1	1	0
06/22/2024	1/0/0	0/0/0	0/1/0	1	1	0
06/04/2024	1/0/0	0/0/0	0/1/0	1	1	0

Chameleon Type 1 - Chameleon issues highlighted in **RED** [ToC](#)

DOT	Legal Name	MCS-150 Date	Physical Address	Mailing Address	Company Rep 1	Company Rep 2	Phone	Fax	Cell Phone	Email
3350523	C LINE TL INC	04/09/2025	1406 SEPHOS ST, MANTECA, CA, 95337	1406 SEPHOS ST, MANTECA, CA, 95337	NAVTEJ SINGH		(888)-320-0494			COMPLIANCE@CLINETL.COM
3422952	MAAN BROS LOGISTICS INC	03/21/2025	1827 VAN RUITEN DRIVE, LODI, CA, 95242	1827 VAN RUITEN DRIVE, LODI, CA, 95242	NAVTEJ SINGH		(209)-600-1622		(209)-600-1622	INFO@MAANBROSLOGISTICSINC.COM
3917088	NAVTEJ SINGH	03/14/2025	2284 KENDALL DR, SN BERNRDNO, CA, 92407	2284 KENDALL DR, SN BERNRDNO, CA, 92407-4660	NAVTEJ SINGH		(909)-756-5676	(909)-756-5676	(909)-756-5676	NAVTEJSINGH880@GMAIL.COM
3727779	ANMOL TRANSPORT LLC	01/23/2025	10838 CHAPELWOOD DR, GULFPORT, MS, 39503	10838 CHAPELWOOD DR, GULFPORT, MS, 39503	NAVTEJ SINGH		(707)-342-3170		(707)-342-3170	TEJANMOL13@GMAIL.COM
3583512	NRA TRANSPORT INC	01/23/2025	14107 APRIL GLEN CT, CYPRESS, TX, 77429	14107 APRIL GLEN CT, CYPRESS, TX, 77429	NAVTEJ SINGH		(832)-907-5756			NRATRANSPORTINC47@GMAIL.COM
4309693	RHYTHM TRANSPORT INC	10/25/2024	1537 W CENTER ST APT 135, MANTECA, CA, 95337	1537 W CENTER ST APT 135, MANTECA, CA, 95337	NAVTEJ SINGH		(530)-966-8352		(530)-966-8352	NAVITRANSPORTINC47@GMAIL.COM
3674261	QUALITY TRUCKING INC	09/10/2024	2528 S VILLA AVE, FRESNO, CA, 93725	2528 S VILLA AVE, FRESNO, CA, 93725	NAVTEJ SINGH	SUNNY COONER	(805)-824-6701		(805)-824-6701	QUALITYTRUCKINGINC13@GMAIL.COM
3405584	SILICON COUNTY TRUCKING INC	09/04/2024	2335 MONROE ST APT 2, SANTA CLARA, CA, 95050	2335 MONROE ST APT 2, SANTA CLARA, CA, 95050	NAVTEJ SINGH		(408)-333-3333		(408)-333-3333	SILICONCOUNTY@YAHOO.COM
3241431	SARPANCH EXPRESS INC	08/22/2024	42764 MONTEVISTA SQ, LEESBURG, VA, 20176	42764 MONTEVISTA SQ, LEESBURG, VA, 20176	NAVTEJ SINGH		(571)-353-5951	(571)-353-5951	(571)-353-5951	SARPANCH.EXPRESS@OUTLOOK.COM
3377198	PLUTO CARRIERS INC	07/25/2024	853 WALNUT ST, W SACRAMENTO, CA, 95691	853 WALNUT ST, W SACRAMENTO, CA, 95691	NAVTEJ SINGH		(916)-868-2368		(916)-868-2368	PLUTCARRIER8@GMAIL.COM

Chameleon Type 2 [ToC](#)

VIN	Unit Type	Inspection Date	DOT No	Company Name	City	State
-----	-----------	-----------------	--------	--------------	------	-------