



Table of Contents

1. Overview	2. BASIC Scores History
3. BASIC Measures	4. KPI: BASIC Measures by Cargo Group
5. Estimated ISS Score	6. Investigation Results
7. Penalties History	8. Acute Critical Violations
9. Red Flag Violation Details	10. DOT Registration Information
11. DOT MCS-150 History	12. Crash Summary
13. Inspection Summary	14. KPI: Inspection Viol OOS Rates by Cargo Group
15. FHWA Registration Information	16. FHWA Insurance Information
17. FHWA Authorities	18. Severe Violations
19. Violation Report	20. Violation Summary
21. Violation Enforcement Chronology	22. Inspection Violations & OOS Counts
23. Radius Of Operation	24. Inspection & Crash Locations
25. Cargo Hot Spots	26. Inspection Violations & OOS Chronology
27. Percent of Insp & Crash by State	28. VIN Insp Summary by State
29. Violations By Unit Type	30. Equipment Ownership
31. Equipment Details	32. Vehicle Age
33. States of Power Unit Registrations	34. Equipment Acquisitions
35. Driver Details	36. Shared VIN Summary
37. Shipper Table	38. Safety Summary
39. Safety Details	40. Crash Detail Color Coded
41. Inspections with Shared Equipment	42. Inspection Tabular Details
43. Inspection Summary By Month	44. VIN Inspection Violation Details
45. Inspection History	46. Crash Hot Spots
47. DOT MCS-150 History Equipment and Driver Details	48. Chameleon



Business Address

668 COOPER AVE APT 16
YUBA CITY, CA
95991

Contact Info

(646)-659-7049

REHMATROADWAYSINC@GMAIL.COM

FHWA Address

668 COOPER AVE APT 16
YUBA CITY,CA,95991

Phone:(646)-659-7049

Mailing Address


668 COOPER AVE APT 16
YUBA CITY, CA
95991

Overview ToC

Operating Status: AUTHORIZED FOR Property
One other company viewed this DOT in the past two months
Crash/PU ratio: 0.0%
Clean Inspection ratio: 50.0%

Estimated BASIC Scores (as of 5/31/2025)

	Unsafe Driving	Hours of Service	Driver Fitness	Controlled Sub. and Alcohol	Vehicle Maintenance	HM Compliance	Crash
Relative Scores	0%	0%	0%	0%	0%	0%	0%
Alert Status	No	No	No	No	No	No	No



Estimated Inspection Selection System (ISS) Score: 72
Category: Optional Inspect

* The Estimated ISS score is based on Insufficient Data Algorithm *

BASIC Scores History - Unsafe Driving ToC

There are no Scores for this BASIC

BASIC Scores History - Hours of Service ToC

There are no Scores for this BASIC

BASIC Scores History - Driver Fitness ToC

There are no Scores for this BASIC

BASIC Scores History - Controlled Substance ToC

There are no Scores for this BASIC



BASIC Scores History - Vehicle Maintenance ToC

There are no Scores for this BASIC

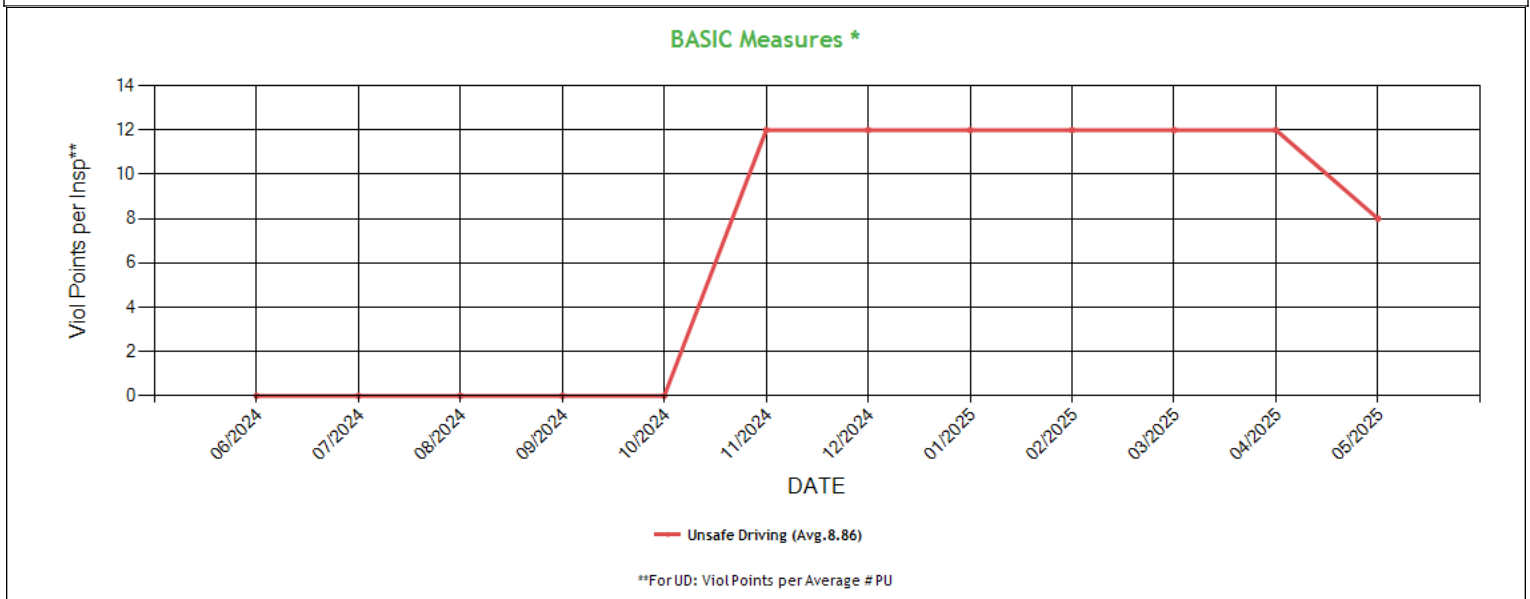
BASIC Scores History - Crash ToC

There are no Scores for this BASIC

BASIC Scores History - Hazmat ToC

There are no Scores for this BASIC

BASIC Measures: Violation Points per Inspection Trends ToC



* BASIC Measures are the absolute SMS scores that are compared within each Safety Event Group to determine the BASIC Score percentiles. Averages based on fleets with 1-5 power units.



BASIC Measures * - Table ToC

UD-Unsafe Driving, HOS-Hours of Service, DF-Driver Fitness, CS-Controlled Substances, VM-Vehicle Maintenance

Date	UD Measure	UD AC	UD with Viol	HOS Measure	HOS AC	HOS with Viol	DF Measure	DF AC	DF with Viol	CS Measure	CS AC	CS with Viol	VM Measure	VM AC	VM with Viol
05/2025	8.00	N	1	0.00	N	0	0.00	N	0	0.00	N	0	0.00	N	0
04/2025	12.00	N	1	0.00	N	0	0.00	N	0	0.00	N	0	0.00	N	0
03/2025	12.00	N	1	0.00	N	0	0.00	N	0	0.00	N	0	0.00	N	0
02/2025	12.00	N	1	0.00	N	0	0.00	N	0	0.00	N	0	0.00	N	0
01/2025	12.00	N	1	0.00	N	0	0.00	N	0	0.00	N	0	0.00	N	0
12/2024	12.00	N	1	0.00	N	0	0.00	N	0	0.00	N	0	0.00	N	0
11/2024	12.00	N	1	0.00	N	0	0.00	N	0	0.00	N	0	0.00	N	0
10/2024	0.00	N	0	0.00	N	0	0.00	N	0	0.00	N	0	0.00	N	0
09/2024	0.00	N	0	0.00	N	0	0.00	N	0	0.00	N	0	0.00	N	0
08/2024	0.00	N	0	0.00	N	0	0.00	N	0	0.00	N	0	0.00	N	0
07/2024	0.00	N	0	0.00	N	0	0.00	N	0	0.00	N	0	0.00	N	0
06/2024	0.00	N	0	0.00	N	0	0.00	N	0	0.00	N	0	0.00	N	0

* BASIC Measures are the absolute SMS scores that are compared within each Safety Event Group to determine the BASIC Score percentiles.

KPI: BASIC Measures by Fleet Size and Cargo Group ToC

Fleet Size: 1-5 PUs

	Unsafe Driving		Hours of Service		Driver Fitness		Controlled Substance		Vehicle Maintenance		HM Compliance		Crash	
Cargo Group (Companies)	Avg.	Comp. to Avg.	Avg.	Comp. to Avg.	Avg.	Comp. to Avg.	Avg.	Comp. to Avg.	Avg.	Comp. to Avg.	Avg.	Comp. to Avg.	Avg.	Comp. to Avg.
Bulk Goods (249068)	0.75	Worse	0.21	Better	0.13	Better	0.01	Better	1.67	Better	0.01	Better	0.06	Better
General Freight (486941)	0.78	Worse	0.22	Better	0.20	Better	0.01	Better	1.87	Better	0.01	Better	0.06	Better
REHMAT ROADWAYS INC	8.00		0.00		0.00		0.00		0.00		0.00		0.00	

Estimated ISS Score: 72 Optional Inspect ToC About the Inspection Selection System

Estimated ISS Score History - Table ToC

Date	Estimated ISS Score	Recommendation	Algorithm
06/06/2025	72	Optional Inspect	Insufficient Data Algorithm
04/25/2025	72	Optional Inspect	Insufficient Data Algorithm
03/28/2025	72	Optional Inspect	Insufficient Data Algorithm
02/28/2025	72	Optional Inspect	Insufficient Data Algorithm
01/31/2025	68	Optional Inspect	Insufficient Data Algorithm
12/27/2024	67	Optional Inspect	Insufficient Data Algorithm
11/29/2024	67	Optional Inspect	Insufficient Data Algorithm
10/25/2024	63	Optional Inspect	Insufficient Data Algorithm
09/27/2024	63	Optional Inspect	Insufficient Data Algorithm
08/30/2024	63	Optional Inspect	Insufficient Data Algorithm
07/26/2024	63	Optional Inspect	Insufficient Data Algorithm
06/28/2024	63	Optional Inspect	Insufficient Data Algorithm

Investigation Results ToC

No Investigations reported on FMCSA website



Penalties History [ToC](#)

There is a problem with the Penalties data on FMCSA website.

Acute Critical Violations (Based on Investigations as per CSA Methodology Appendix A) [ToC](#)

No Data

No red flag violations in the last 24 months

DOT Registration Information: The following information on this specific DOT # is from the Federal DOT (as of Operating Authority)

DOT Registration: 06/03/2024		Total Power Units: 1	Total Trucks: 1	Total Trailers: 1	Total Passenger Vehicles: 0
Status	Entity Type	Organization Type	Nation	Total Cars	Drivers / CDL Drivers
A	C	-	US	0	2* / 2
MCS-150 Date	Op Codes	Shipper Op Codes	Shipper HazMat Op Codes	Latest Review Type	Latest Review Document Number(Date)
03/28/2025	A				()
MCS-150 Mileage (Year)	Record Update Date	Transports Hazmats	DOT Census Date	Recordable Accident Rate	Preventable Accident Rate
25,000 (2024)	03/28/2025	N	06/03/2024	0%	0%
MCS-151 Mileage	Safety Rating (Date)	SEA Accident	SEA Driver	SEA Vehicle	SEA Management
24000	None (None)	0%	0%	0%	0%
Classification Codes		Cargo Carried (per MCS-150)			
Authorized-For-Hire		General Freight, Fresh Produce, Paper products			

DOT MCS-150 History [ToC](#)

(as of 04/11/2025 DOT census)

Census Date	MCS-150 Date	MCS-150 Mileage	VMT Year	Power Units	Drivers	Trailers	Company Rep1	Company Rep2	Email
4/11/2025	3/28/2025	25000	2024	1	1	-	RANJIT SINGH		rehmatroadwaysinc@GMAIL.COM
11/29/2024	11/23/2024	1	2023	1	1	-	RANJIT SINGH		RANAOTHI90@GMAIL.COM
11/11/2024	11/6/2024	25000	2024	1	1	-	RANJIT SINGH		RANAOTHI90@GMAIL.COM

Crash Summary Chart [ToC](#)Crashes Summary - Chart (based on all available crash data)

No Data

Crashes Summary - Table (based on all available crash data) [ToC](#)

	TOTAL	Last 6 months	7-12 months	13-18 months	19-24 months	25-30 months	30-36 months	37-41 months	42-48 months	Over 49 months
Total Reportable	0	0	0	0	0	0	0	0	0	0
Fatalities	0	0	0	0	0	0	0	0	0	0
Injuries	0	0	0	0	0	0	0	0	0	0
Tow Away	0	0	0	0	0	0	0	0	0	0
With Citations	0	0	0	0	0	0	0	0	0	0
Federal Recordable	0	0	0	0	0	0	0	0	0	0
Preventable	0	0	0	0	0	0	0	0	0	0
Crash per Pwr Unit	-	0.0%	0.0%	0.0%	0.0%	0.0%	0.0%	0.0%	0.0%	-



Inspection Summary ToC

The following inspection information is based on results for 24 months prior to: 07/01/2025. Please note that the total inspections number is not necessarily the total of the vehicle, driver and hazmat inspections, as one inspection may have included any combination of the below inspections.

Overall	Vehicle	Driver	Hazmat
(Please note that the total inspections number is not necessarily the total of the vehicle, driver and hazmat inspections, as one inspection may have included any combination of the below inspections) Total Inspections: 3 Total Out of Service: 0 Out of Service: 0% National Average: 21.05% Difference: -21.05%	Total Inspections: 0 Total Out of Service: 0 Out of Service: 0.00% National Average: 25.3% Difference: -25.3%	Total Inspections: 3 Total Out of Service: 0 Out of Service: 0.00% National Average: 6.64% Difference: -6.64%	Total Inspections: 0 Total Out of Service: 0 Out of Service: 0.00% National Average: 2.63% Difference: -2.63%

KPI: Inspection Viol OOS Rates by Cargo Group ToC

Cargo Group	OVERALL		VEHICLE		DRIVER		HAZMAT	
	Average	Compared to Average	Average	Compared to Average	Average	Compared to Average	Average	Compared to Average
Bulk Goods	24.21%	Better	22.49%	Better	9.04%	Better	0.13%	Better
General Freight	28.86%	Better	25.15%	Better	12.71%	Better	0.17%	Better
REHMAT ROADWAYS INC	0%		0%		0%		0%	

FHWA Registration Information: The following data on this Motor Carrier is from the Federal Hwy Administration (as of 6/19/2025)

Docket Number	DOT Number	Company Name	DBA Name	Address	City	State	Country	ZIP Code
MC1646849	4249265	REHMAT ROADWAYS INC		668 COOPER AVE APT 16	YUBA CITY	CA	US	95991
Phone Number	Fax Number	Mail Address	Mail City	Mail State	Mail Contry	Mail ZIP Code	Mail Phone Number	Mail Fax Number
(646)-659-7049								
Date of Last Change	Freight	Passenger	Household Goods	Active Authority	Pending Authority	Revocation Pending Authority		
6/19/2025	Y	N	N	/ Common /	/	/ Common /		

Insurance Required (as of 06/19/2025) ToC

Docket Number	Insurance Type	Insurance Required	Insurance on File
MC1646849	BIPD	\$750k	\$750k
MC1646849	Cargo	No	No
MC1646849	Bond	No	No

Active / Pending Insurance (as of 06/19/2025)

Docket Number	Form	Type	Insurance Carrier	Policy/Surety	Coverage From	Coverage To	Required	On File	Effective Date	Cancel Date
MC1646849	91X	BIPD/Primary	SECURITY NATIONAL INSURANCE CO.	SMC1819125	\$0k	\$750k	\$750k	\$750k	07/15/2024	07/15/2025

Insurance History (as of 06/19/2025)

No Data for Insurance History (as of 06/19/2025)



FHWA Authorities (as of 06/19/2025) ToC								
Docket#	L&I Name	Active Authority	Inactive Authority	Pending Authority	Revocation Pending Authority	Freight	Passenger	Household Goods
MC1646849	REHMAT ROADWAYS INC	Common /			Common /	Yes	No	No

Authority History (as of 06/19/2025)				
Docket Number	Sub	Auth Type	Original Action	Disposition
MC1646849		COMMON	GRANTED 7/22/2024 12:00:00 AM	

Severe Violations (i.e. those with >= 8 points) - Chart ToC

No Data

Severe Violations (i.e. those with >= 8 points) - Table

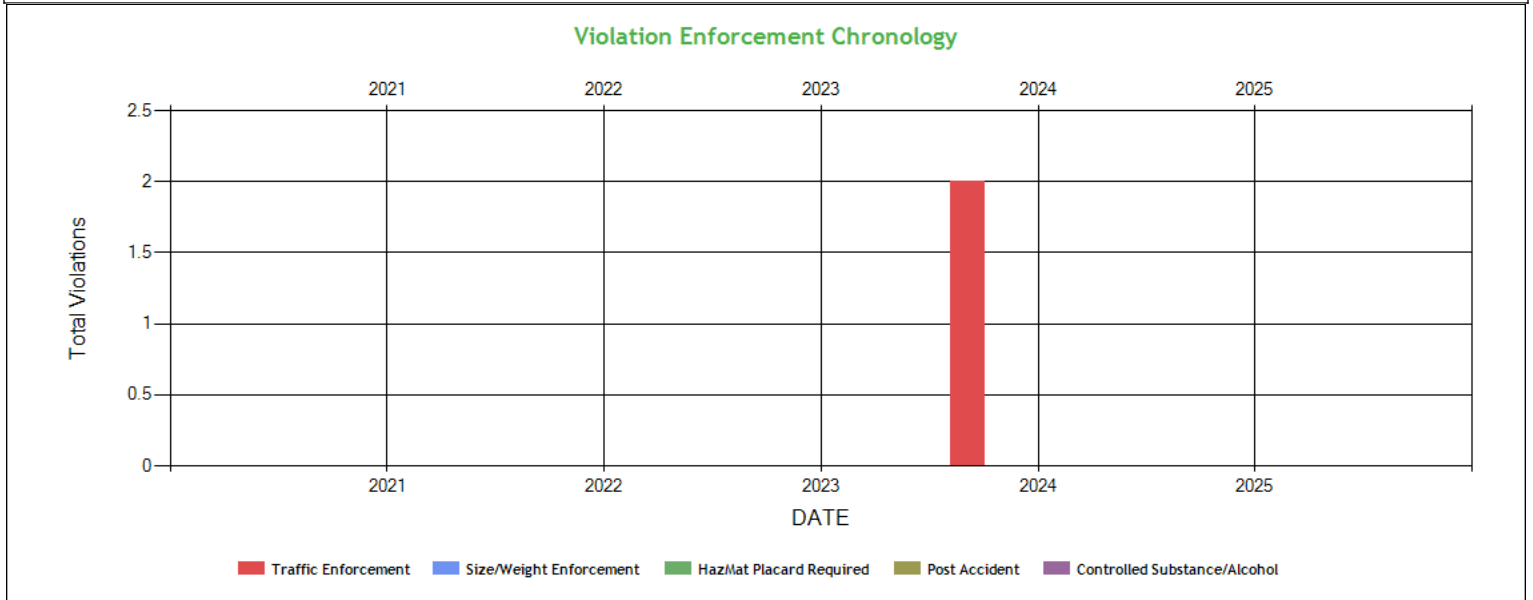
No Data

Violation Report ToC						
Inspection Date	Inspection State	BASIC	Violation Description	OOS	VIN	Severity Points
11/21/2024	VT	Unsafe Driving	392.2SLLS2 - State/Local Laws - Speeding 6-10 miles per hour over the speed limit	No	3AKJHHDR3NSMH9095	4
No filters were applied when generating this report, see the live report for more options.						

Violation Summary ToC						
BASIC	Violation Group	Code	Description	# of Violations	# of OOS Violations	Severity Points
Unsafe Driving	Speeding 2	392.2SLLS2	State/Local Laws - Speeding 6-10 miles per hour over the speed limit	1	0	4
No filters were applied when generating this report, see the live report for more options.						



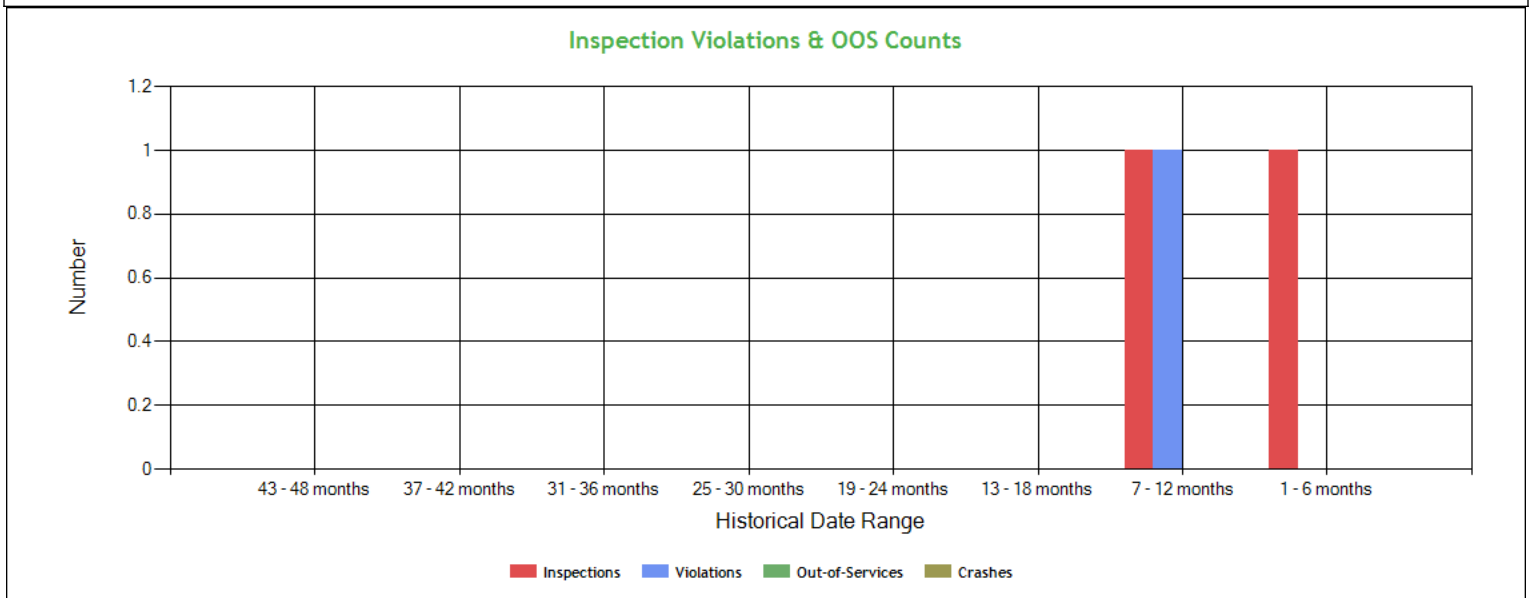
Violation Enforcement Chronology - Chart ToC



Violation Enforcement Chronology - Table ToC

	2021	2022	2023	2024	2025
Traffic Enforcement	0	0	0	2	0
Size/Weight Enforcement	0	0	0	0	0
HazMat Placard Required	0	0	0	0	0
Post Accident	0	0	0	0	0
Controlled Substance/Alcohol	0	0	0	0	0

Inspection Violations & OOS Counts - Chart ToC





Inspection Violations & OOS Counts - Table [ToC](#)

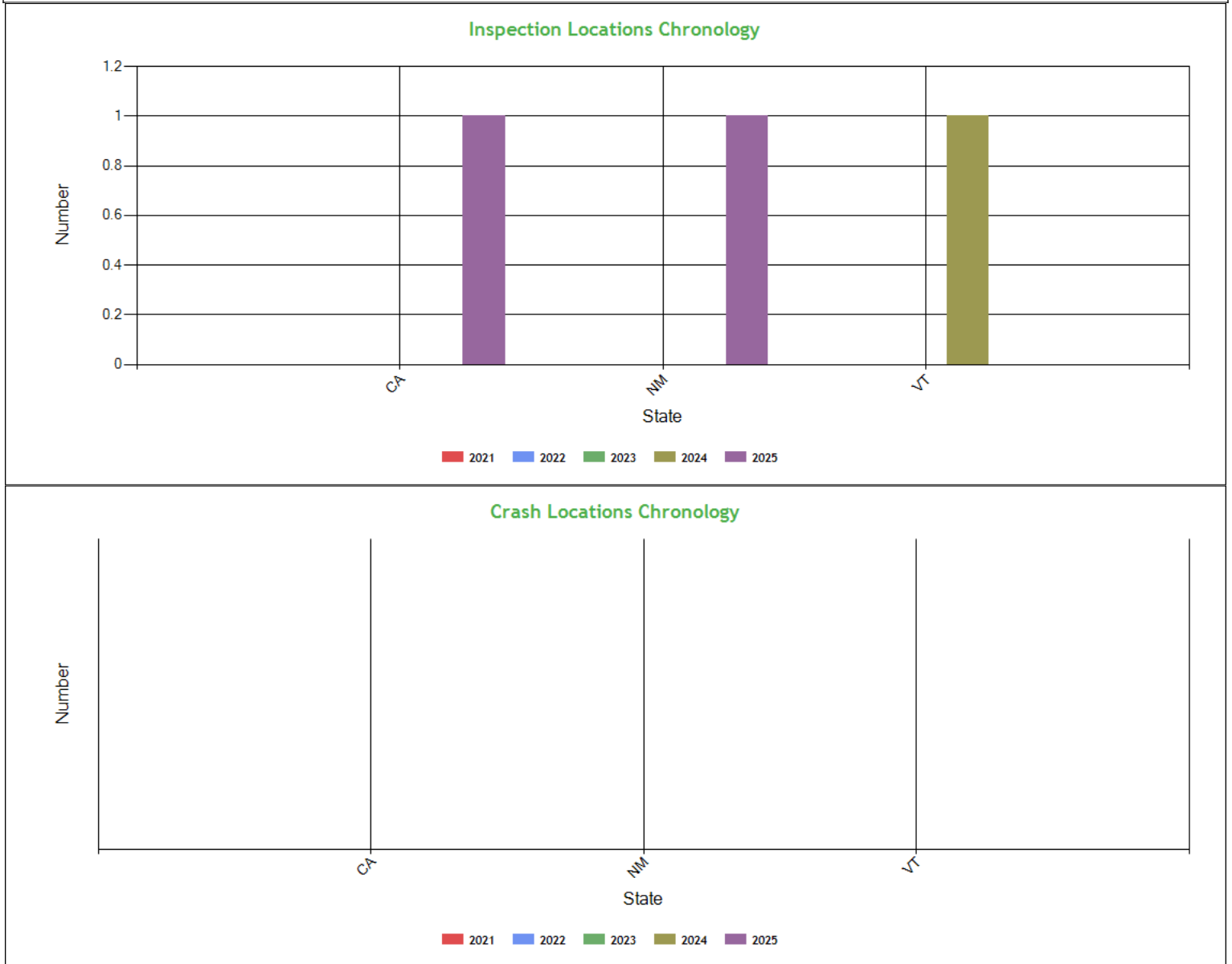
Date Range	Inspections	Violations	Out-of-Services	Crashes
TOTAL	3	1	0	0
1 - 6 months	1	0	0	0
7 - 12 months	1	1	0	0
13 - 18 months	0	0	0	0
19 - 24 months	0	0	0	0
25 - 30 months	0	0	0	0
31 - 36 months	0	0	0	0
37 - 42 months	0	0	0	0
43 - 48 months	0	0	0	0

Radius of Operation (based on Inspections and Crashes during the past 3 years) [ToC](#)

	Total	Drive between 0 and 50 miles radius	Drive between 51 and 200 miles radius	Drive between 201 and 300 miles radius	Drive between 301 and 400 miles radius	Drive between 401 and 500 miles radius	Drive between 501 and 600 miles radius	Drive beyond 600 miles radius
Power Units (i.e. unique VINs)	1	0	0	0	0	0	0	1
Percent	100%	0%	0%	0%	0%	0%	0%	100%



Inspection & Crash Locations - Chart [ToC](#)



Inspection & Crash Locations - Table [ToC](#)

State	Inspections					Violations					Out-of-Services					Crashes				
	2021	2022	2023	2024	2025	2021	2022	2023	2024	2025	2021	2022	2023	2024	2025	2021	2022	2023	2024	2025
TOTAL	0	0	0	1	2	0	0	0	1	0	0	0	0	0	0	0	0	0	0	0
CA	0	0	0	0	1	0	0	0	0	0	0	0	0	0	0	0	0	0	0	0
NM	0	0	0	0	1	0	0	0	0	0	0	0	0	0	0	0	0	0	0	0
VT	0	0	0	1	0	0	0	0	1	0	0	0	0	0	0	0	0	0	0	0

Hot Spot Summary [ToC](#)

Year	Month	Level 5	Level 5 %	Level 4	Level 4 %	Level 3	Level 3 %	Level 2	Level 2 %	Level 1	Level 1 %	Level 0	Level 0 %	Levels 1 - 5	Levels 1 - 5 %
2025	June (Partial)	0	0.00%	0	0.00%	0	0.00%	0	0.00%	0	0.00%	1	33.33%	0	0.00%



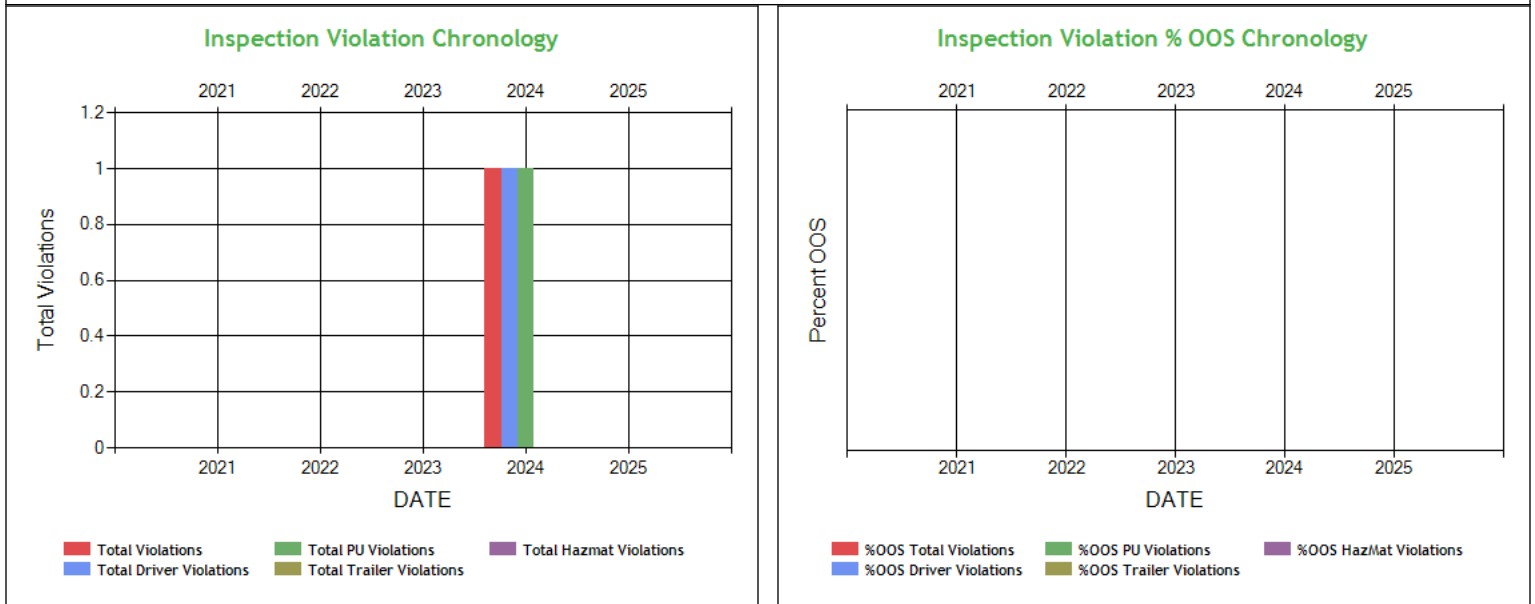
2025	January	1	33.33%	0	0.00%	0	0.00%	0	0.00%	0	0.00%	0	0.00%	1	33.33%
2024	November	0	0.00%	0	0.00%	0	0.00%	0	0.00%	0	0.00%	1	33.33%	0	0.00%
Totals		1	33.33%	0	0.00%	0	0.00%	0	0.00%	0	0.00%	2	66.66%	1	33.33%

Hot Spot Analysis

State	County	Level	Count	Percentage
CA	San Bernardino	5	1	33.33%

Report generated using the last 12 full months of inspection data

Inspection Violation % OOS Chronology - Chart [ToC](#)

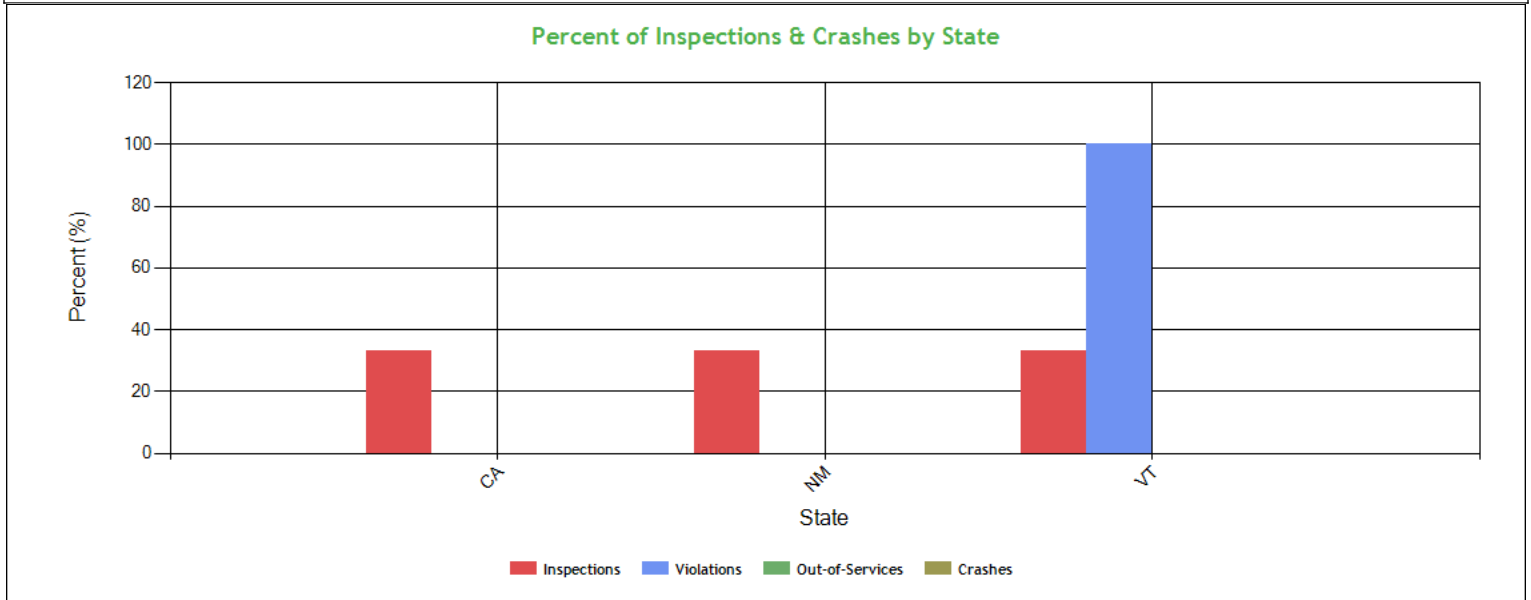


Inspection Violation % OOS Chronology - Table [ToC](#)

	2021	2022	2023	2024	2025
Total Violations	0	0	0	1	0
Total Out Of Services	0	0	0	0	0
%OOS Total Violations	0	0	0	0	0
Total Driver Violations	0	0	0	1	0
Total Driver Out Of Services	0	0	0	0	0
%OOS Driver Violations	0	0	0	0	0
Total PU Violations	0	0	0	1	0
Total PU Out Of Services	0	0	0	0	0
%OOS PU Violations	0	0	0	0	0
Total Trailer Violations	0	0	0	0	0
Total Trailer Out Of Services	0	0	0	0	0
%OOS Trailer Violations	0	0	0	0	0
Total Hazmat Violations	0	0	0	0	0
Total Hazmat Out Of Services	0	0	0	0	0
%OOS HazMat Violations	0	0	0	0	0



Percent of Insp & Crash by State - Chart ToC



Percent of Insp & Crash by State - Table (based on Inspection data from the last 4 years) ToC

State	Inspections		Violations		Out-of-Services		Crashes	
	Total	Percent	Total	Percent	Total	Percent	Total	Percent
	3	100	1	100	0	100	0	100
CA	1	33.3	0	0	0	0	0	0
NM	1	33.3	0	0	0	0	0	0
VT	1	33.3	1	100	0	0	0	0

VIN Insp Summary by State (based on inspection from the last 2 years) ToC

VIN	Insp	Viol Pts	Counts in each State					
			CA		NM		VT	
			Insp	Viol Pts	Insp	Viol Pts	Insp	Viol Pts
TOTALS	6/8*	3/4**	1	0	1	0	1	4
3AKJHHDR3NSMH9095	3	4	1	0	1	0	1	4
1UYVS2536FU155606	2	0	1	0	1	0	0	0

*<Total number of inspections for these 2 VIN(s)>/n<Total number of inspections for these 3 state(s)>

**<Total severity sum for these 2 VIN(s)>/n<Total severity sum for these 3 state(s)>

Violations By Unit Type ToC

of Violations: 1 Total Severity: 4 based on inspections in the last 2 years

Violation Unit: Driver	# of Violations: 1	Total Severity: 4	% of Total: 100%
Viol. Group: Speeding 2	# of Violations: 1	Total Severity: 4	% of Total: 100%
Violation	Number of Occurrences	Viol. Severity	Total Severity
392.2SLLS2:State/Local Laws - Speeding 6-10 miles per hour ov	1	4	4



Equipment Ownership [ToC](#) **Equipment Ownership** (based on MCS-150 dated 3/28/2025)

	Trucks	Tractors	Trailers	Motor Coaches	Vans
Owned	0	1	1	0	0
Term Leased	0	0	0	0	0
Trip Leased	0	0	0	0	0
Total No.	0	1	1	0	0

Equipment Details Power Units [ToC](#)

VIN	Latest Insp Date	Year	Make	Model	Body Class	Body Type	Axles	Len	Fuel Type
3AKJHHDR3NS MH9095	06/08/2025	2022	FREIGHTLINER	Cascadia	Truck-Tractor	-	-	-	-

Equipment Details Trailers

VIN	Latest Insp Date	Year	Make	Model	Body Class	Body Type	Axles	Len	Fuel Type
1UYVS2536FU1 55606	06/08/2025	2015	UTILITY	Utility Trailer Manufacturer	Trailer	Van Trailer	2	53	-

Vehicle Age [ToC](#)

Year	# Power Units	PU Percentage	# Trailers	Trailres Percentage
2022	1	100.00%	0	0.00%
2015	0	0.00%	1	100.00%

Based on 24 months of inspection data, see the live report for more options

States of Power Unit Registrations [ToC](#)

State	CA	NM	VT
Number of Power Units	1	1	1

Equipment Acquisitions - Table [ToC](#)

	Power Units inspected for 1st time in past 12 months	Power Units inspected for 1st time in past 24 months	Power Units inspected during entire date range	Trailers inspected for 1st time in past 12 months	Trailers inspected for 1st time in past 24 months	Trailers inspected during entire date range
Unique VINs	1	1	1	1	1	1
Unique License Plates	1	1	1	1	1	1
License Plate States	1	1	1	1	1	1

Driver Details [ToC](#) **Driver Details** (based on MCS-150 dated 3/28/2025)

	Within 100 mi	Beyond 100 mi	TOTAL
# Drivers Interstate	0	2	1
# Drivers Intrastate	0	0	0
TOTAL	0	2	/

Avg. # Trip Lease Drivers/Mo: 0 # Drivers Grand Total: 2 # Drivers Commercially Licensed: 2



Shared VIN Summary [ToC](#)

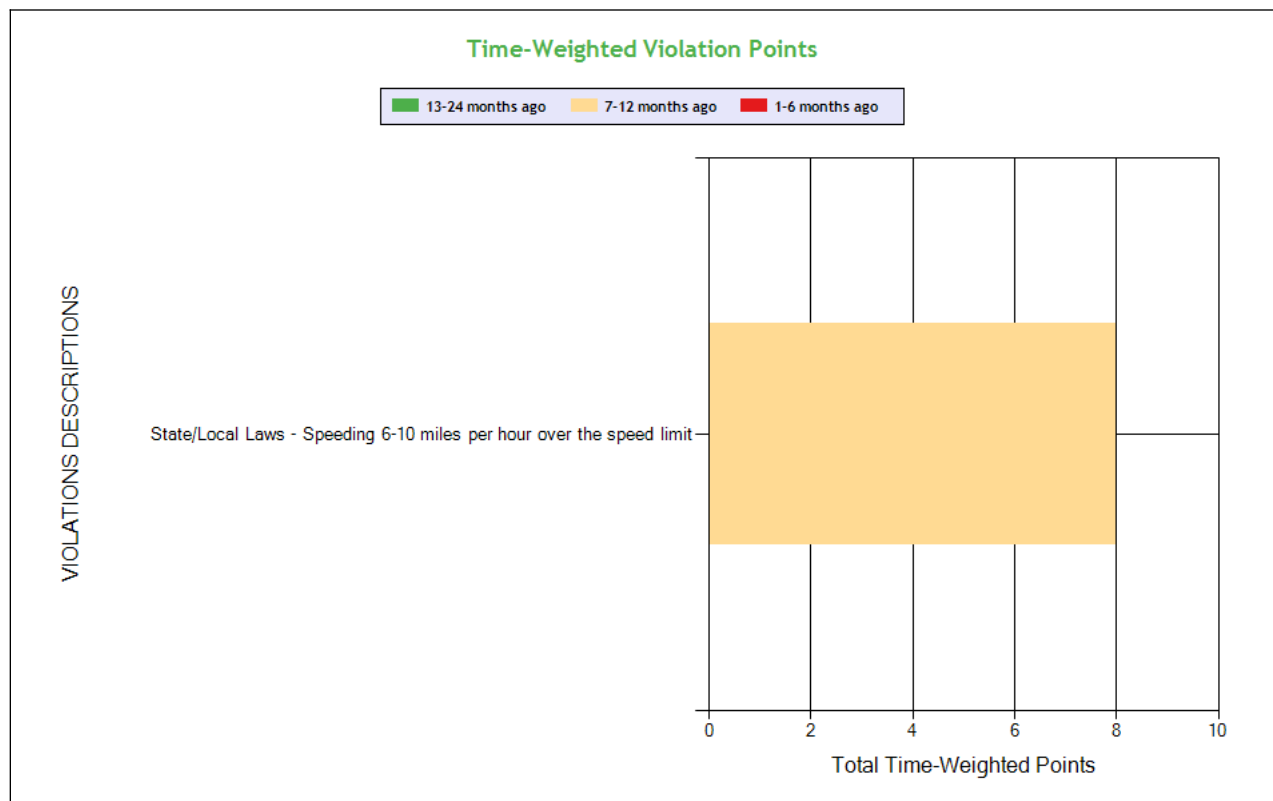
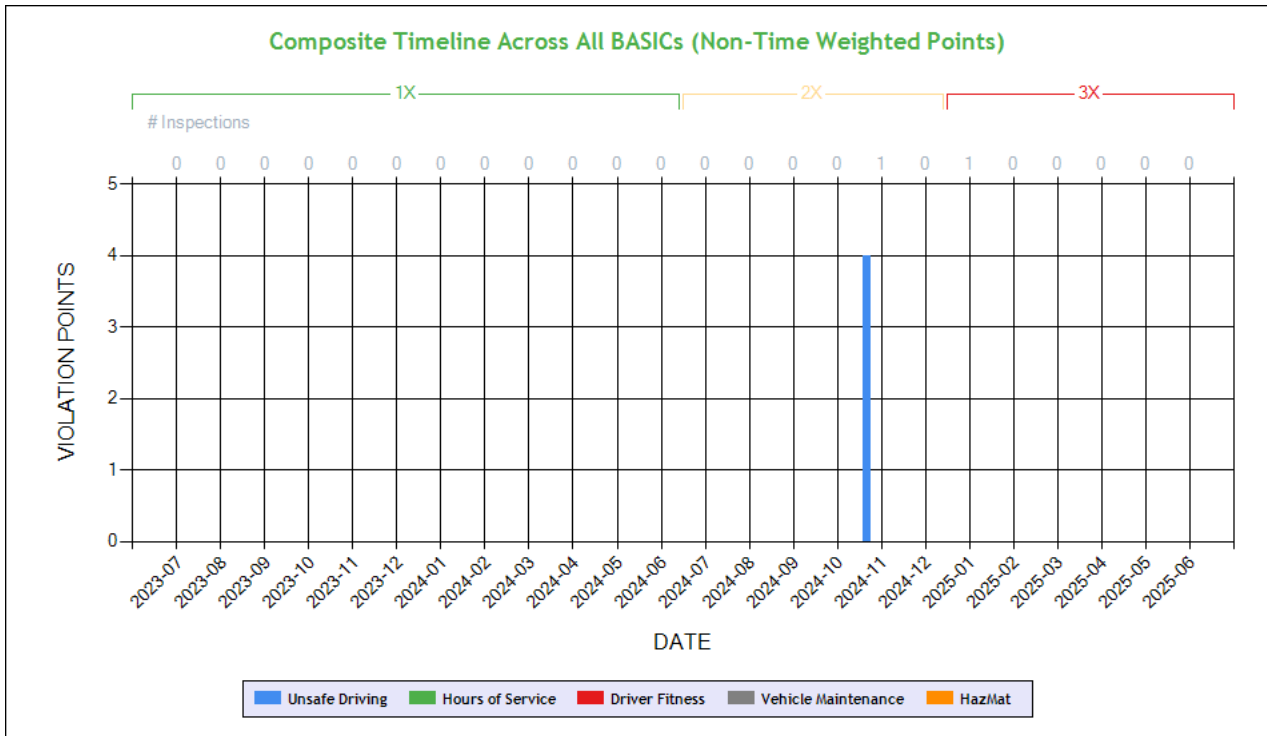
No Data

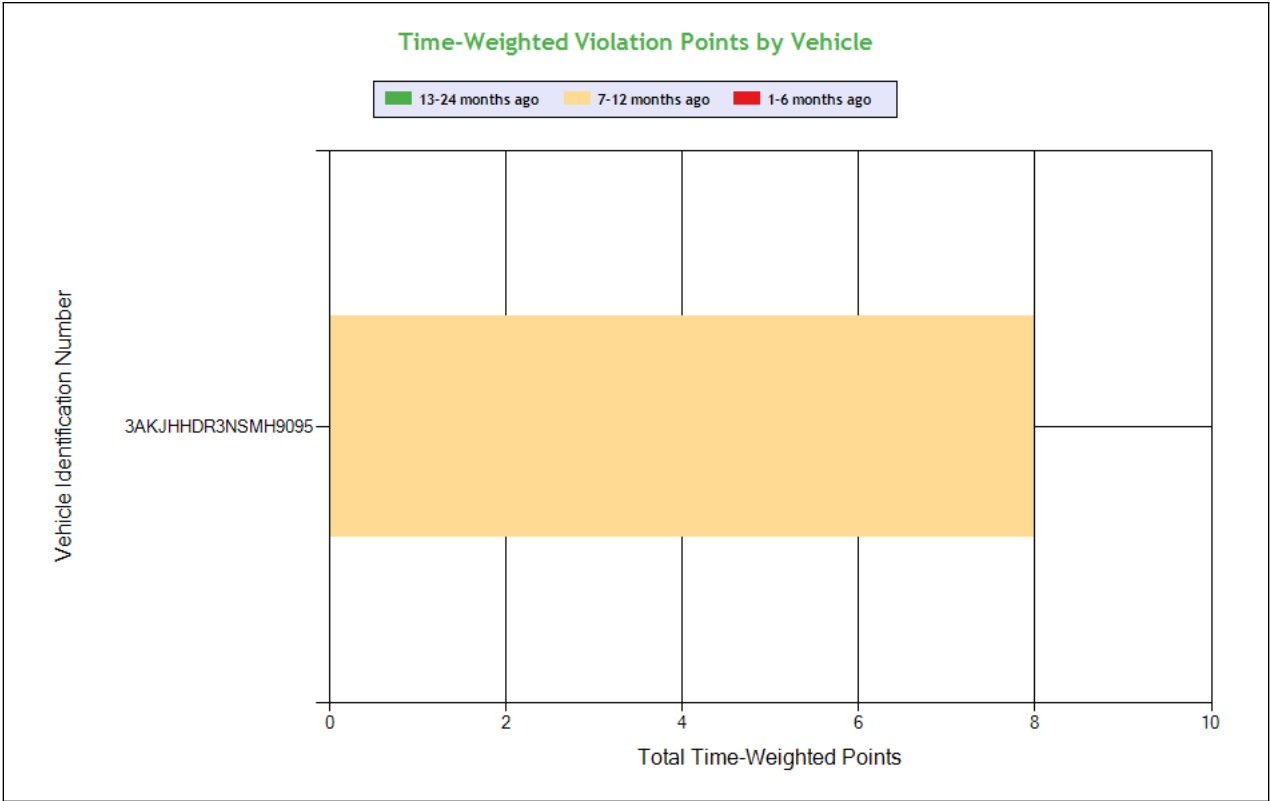
SHIPPERS DETAIL [ToC](#) based on Inspection results for the last 4 years

Shipper Name	Number of Inspections	Shipper Name	Number of Inspections
No Shipper listed	1	CALIFORNIA PRODUCTS	1
HITCHCOCK FARMS	1		



Carrier Underwriting Report Safety Summary ToC





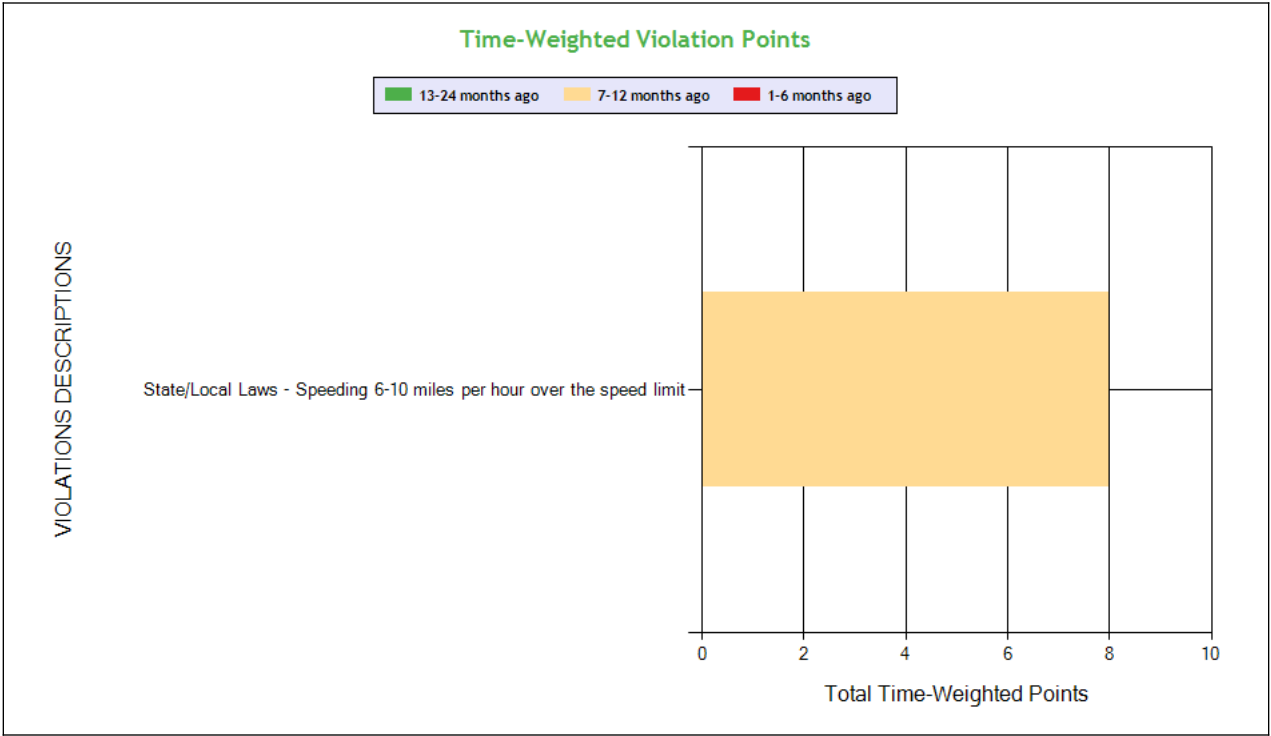
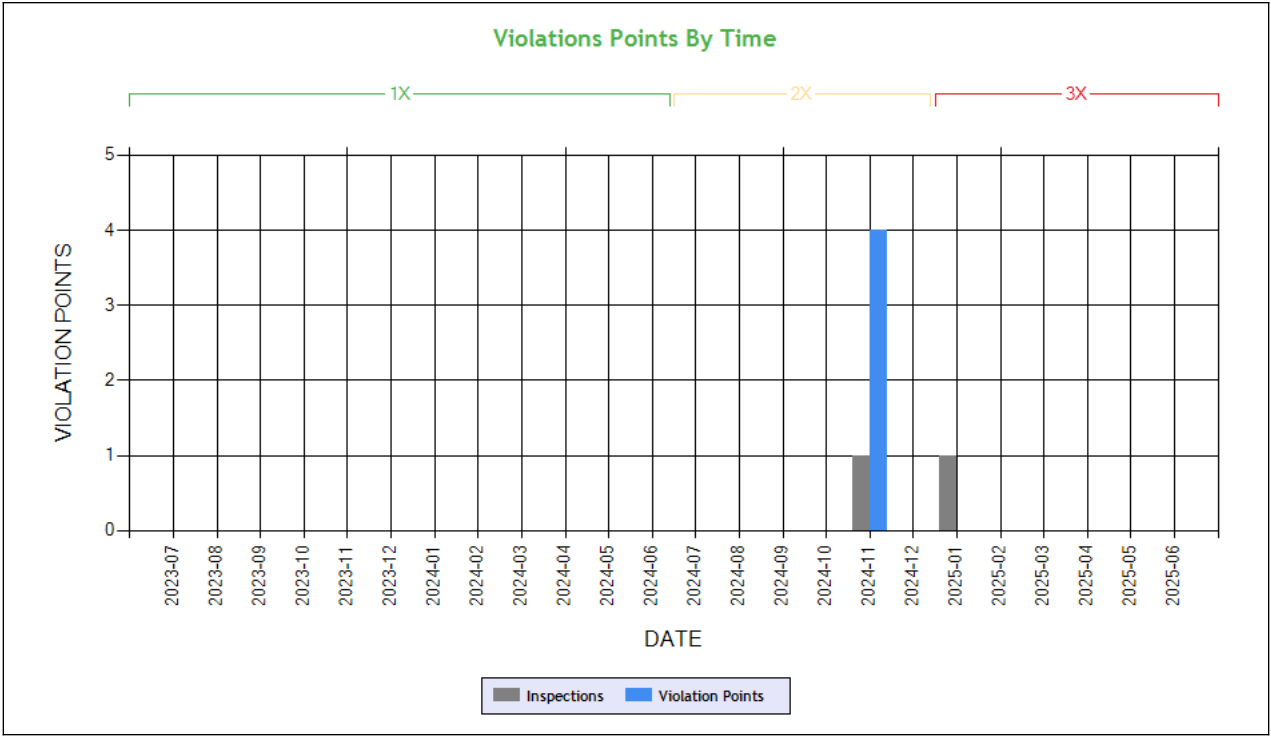
See the Excel file for the complete analysis # Violations is in (1-6/7-12/13-24mo)

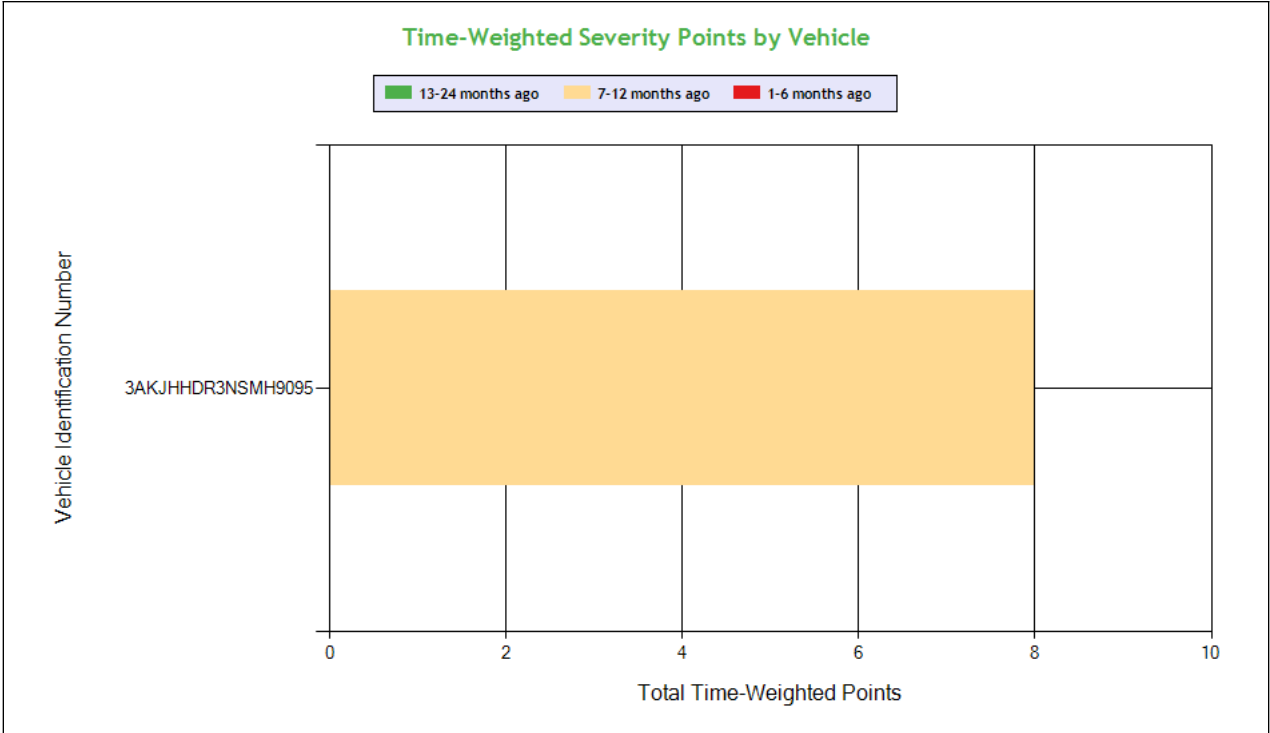
Shaded = Out Of Service Violation			
Violation Group			Speeding 2
Violation Description	Total Time-weighted Points by VIN	% of Total Time-weighted Points by VIN	State/Local Laws - Speeding 6-10 miles per hour over the speed limit
Driver Resp			Yes
Total Time-weighted Points			8
% Total Time-Wt Pts			100
3AKJHHDR3NSMH9095	8	100	8 (0/1/0)



SAFETY ANALYSIS ToC

Unsafe Driving





See the Excel file for the complete analysis # Violations is in (1-6/7-12/13-24mo)

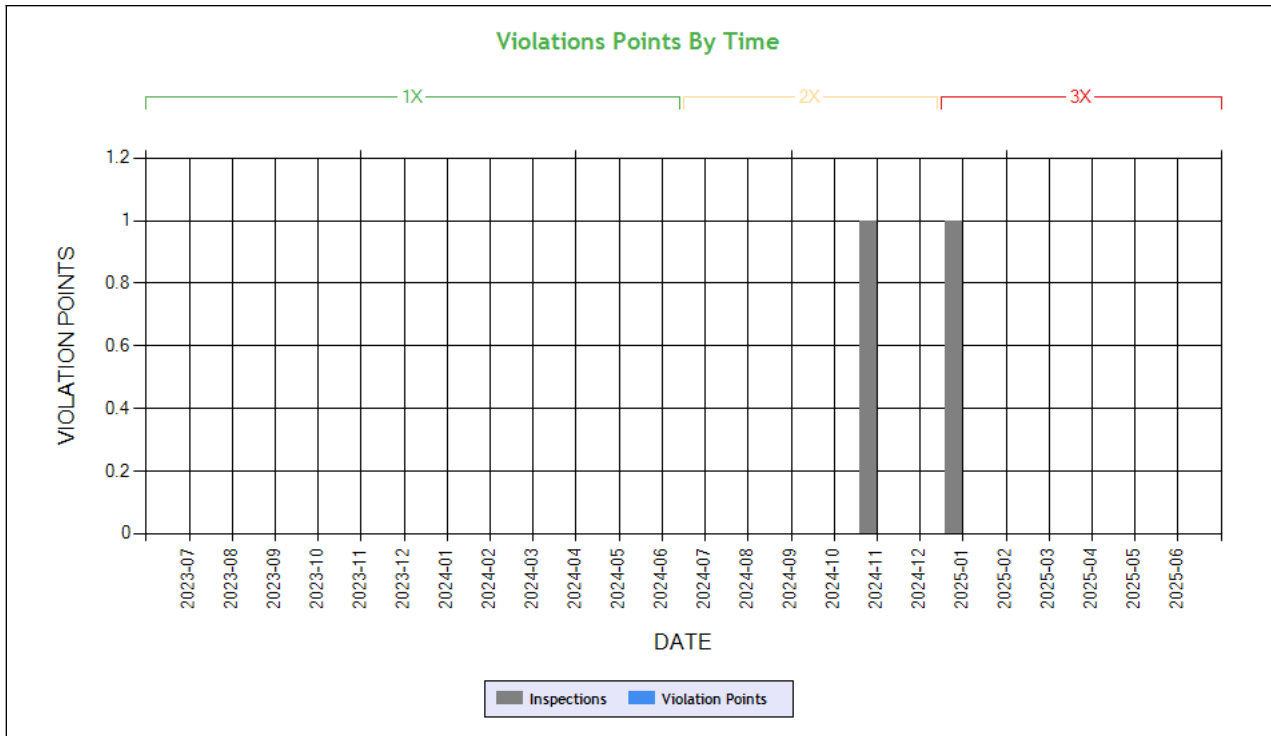
Shaded = Out Of Service Violation			
Violation Group			Speeding 2
Violation Description	Total Time-weighted Points by VIN	% of Total Time-weighted Points by VIN	State/Local Laws - Speeding 6-10 miles per hour over the speed limit
Driver Resp			Yes
Total Time-weighted Points			8
% Total Time-Wt Pts			100
3AKJHHDR3NSMH9095	8	100	8 (0/1/0)

HOS Compliance

Time-Weighted Violation Points - no data available to draw a chart
Time-Weighted Severity Points by Vehicle - no data available to draw a chart

See the Excel file for the complete analysis # Violations is in (1-6/7-12/13-24mo)

Shaded = Out Of Service Violation		
Violation Group		
Violation Description	Total Time-weighted Points by VIN	% of Total Time-weighted Points by VIN



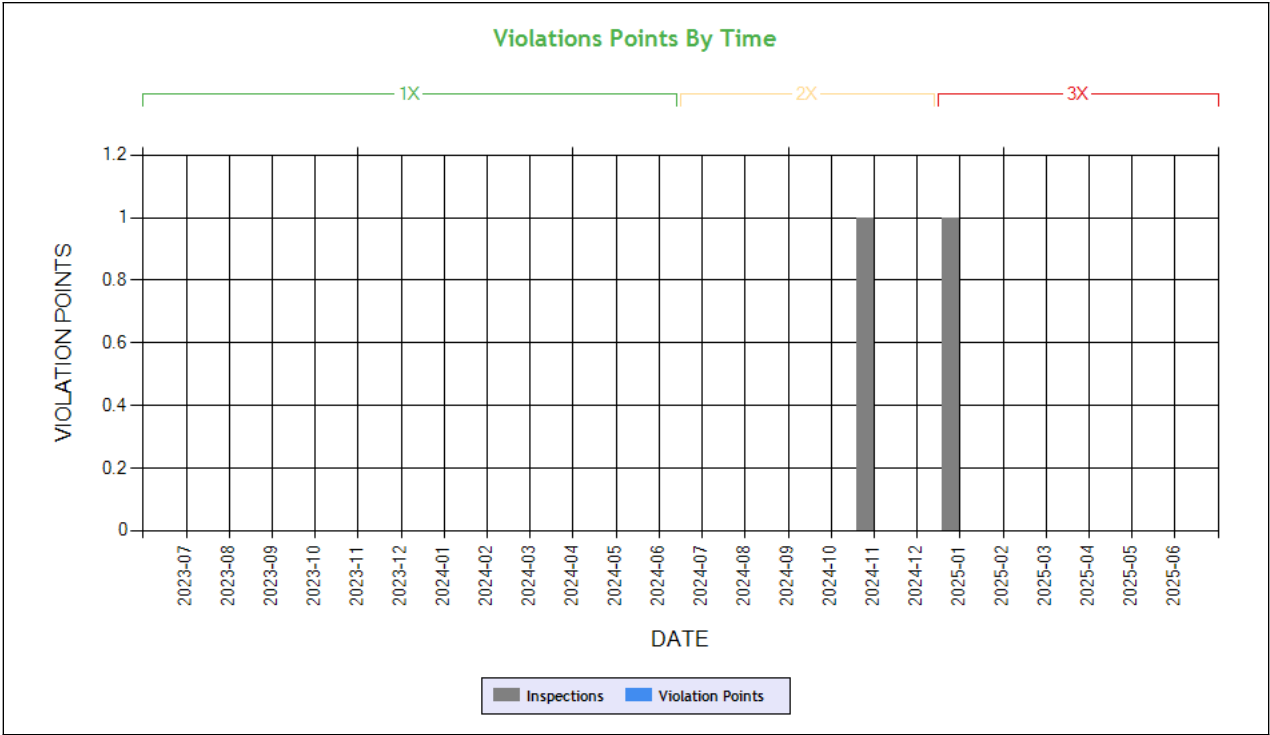
Carrier Software
 1-800-646-5152
 info@CarrierSoftware.com

CONFIDENTIAL - Intended for use by Amerigo Insurance Agency - Date: 7/2/2025
REHMAT ROADWAYS INC - DOT# 4249265 / MC1646849

Driver Resp		
Total Time-weighted Points		
% Total Time-Wt Pts		



Driver Fitness



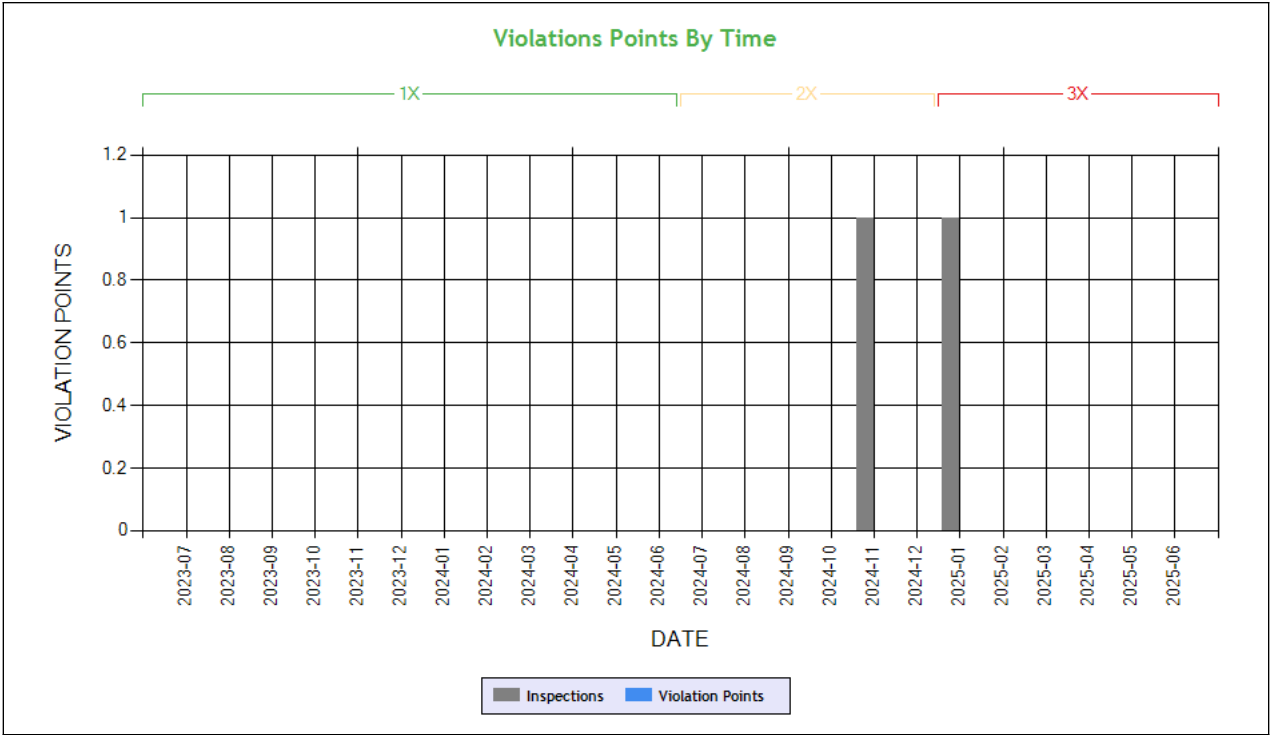
Time-Weighted Violation Points - no data available to draw a chart
Time-Weighted Severity Points by Vehicle - no data available to draw a chart

See the Excel file for the complete analysis # Violations is in (1-6/7-12/13-24mo)

Shaded = Out Of Service Violation		
Violation Group		
Violation Description	Total Time-weighted Points by VIN	% of Total Time-weighted Points by VIN
Driver Resp		
Total Time-weighted Points		
% Total Time-Wt Pts		



Vehicle Maintenance



Time-Weighted Violation Points - no data available to draw a chart
Time-Weighted Severity Points by Vehicle - no data available to draw a chart

See the Excel file for the complete analysis # Violations is in (1-6/7-12/13-24mo)

Shaded = Out Of Service Violation		
Violation Group		
Violation Description	Total Time-weighted Points by VIN	% of Total Time-weighted Points by VIN
Driver Resp		
Total Time-weighted Points		
% Total Time-Wt Pts		

COLOR CODED CRASH TABLE ToC

No crashes have been reported by the DOT on this Motor Carrier
INSPECTIONS WITH SHARED EQUIPMENT:
No Data



LEGEND

Vehicle Information

Inspection for DOT # being analyzed

Inspection for Different DOT #

Crash Information for specific VIN

INSPECTION DETAILS for ALL Inspections

PDF shows the first 100 Power Unit & Trailer VINs with most recent inspections using data from the last 4 years

POWER UNIT Inspections Section

VIN: 3AKJHHDR3NSMH9095			Unit: Truck Tractor		Year: 2022	Make: FREIGHTLINER		
DOT No: 4249265		Docket No: MC1646849		Name: REHMAT ROADWAYS INC		Interstate: Yes		
Date	Unit License	Unit Lic State	Violation Unit	Violation Description		Severity	OOS	Citation
06/08/2025	ZP30391	CA	-	-		-	-	-
01/27/2025	ZP30391	CA	-	-		-	-	-
11/21/2024	ZP30391	CA	D	392.2SLLS2 - State/Local Laws - Speeding 6-10 miles per hour over the speed limit		4	No	
DOT No: 94081		Docket No: MC128527		Name: MAY TRUCKING COMPANY		Interstate: Yes		
Date	Unit License	Unit Lic State	Violation Unit	Violation Description		Severity	OOS	Citation
02/02/2023	YAJP018	OR	D	392.2 - Operating a commercial motor vehicle not in accordance with the laws, ordinances, and regulations of the jurisdiction in which it is being operated - Unsafe Driving		0	No	
11/27/2021	YAJP018	OR	-	-		-	-	-

TRAILER Inspections Section

VIN: 3AKJHHDR3NSMH9095				Unit: Truck Tractor	Year: 2022	Make: FREIGHTLINER		
DOT No: 4249265		Docket No: MC1646849		Name: REHMAT ROADWAYS INC		Interstate: Yes		
Date	Unit License	Unit Lic State	Violation Unit	Violation Description		Severity	OOS	Citation
06/08/2025	ZP30391	CA	-	-		-	-	-
01/27/2025	ZP30391	CA	-	-		-	-	-
11/21/2024	ZP30391	CA	D	392.2SLLS2 - State/Local Laws - Speeding 6-10 miles per hour over the speed limit		4	No	
DOT No: 94081		Docket No: MC128527		Name: MAY TRUCKING COMPANY		Interstate: Yes		
Date	Unit License	Unit Lic State	Violation Unit	Violation Description		Severity	OOS	Citation
02/02/2023	YAJP018	OR	D	392.2 - Operating a commercial motor vehicle not in accordance with the laws, ordinances, and regulations of the jurisdiction in which it is being operated - Unsafe Driving		0	No	
11/27/2021	YAJP018	OR	-	-		-	-	-

Inspection Summary By Month (based on inspections from the last 4 years) [ToC](#)

Year-Month	Number of Inspections	Number of Power Units	Total Violations	Total OOS Inspections	Total Severity Points	Number of Crashes
2025-06	1	1	0	0	0	0
2025-01	1	1	0	0	0	0
2024-11	1	1	1	0	4	0



Note: The most recent month's counts may not include all the inspections for that month.

VIN Inspection Violation Details ToC

# of VINs: 1 # of Insp: 1 Severity Weight: 4 Avg. Weight/VIN: 4.0 (based on inspections in the last 4 years, showing top 50 VINs inspected most recently)									
VIN 3AKJHHDR3NSMH9095		# of Inspections: 1		Total Severity: 4		Percentage of Total: 100.00%		Avg. Weight Per Inspection: 4.0	
Inspection Date	Inspection ID	Inspection State	Location Description	Total Severity	# of Violations	Shipper Name	Inspection Level	Post Accident	Out of Service
11/21/2024	83236526	VT	WILLIAMSTOWN	4	1		3	No	No
BASIC		Unit Type		Severity		Description		Out of Service	
Unsafe Driving		Truck Tractor		4		392.2SLLS2:State/Local Laws - Speeding 6-10 miles per hour ov		No	

Inspection History ToC

Inspection Date	Report Number	Report State	PU VIN	TR VIN	Severity Weight	Time Weight
06/08/2025	9520P4FJV1	NM	3AKJHHDR3NSMH9095 - Truck Tractor	1UYVS2536FU155606 - Semi Trailer		3
01/27/2025	ND64008662	CA	3AKJHHDR3NSMH9095 - Truck Tractor	1UYVS2536FU155606 - Semi Trailer		3
11/21/2024	3700000744	VT	3AKJHHDR3NSMH9095 - Truck Tractor	1UYVS2536FU155606 - Semi Trailer		2
Power Unit Violation - Unsafe Driving Violation: 392.2SLLS2 - State Speeding 6-10 mph					4	
Only the first 20 inspections are shown. See the live report for more data.						

Crash Hot Spots ToC

State	Level 1 (lowest crash frequency)	Level 2	Level 3	Level 4	Level 5 (highest crash frequency)
California	0	0	1	0	0
Vermont	1	0	0	0	0
Total	1	0	1	0	0
Company Level: 2					

Equipment and Driver Details ToC

MCS-150 Date	Equipment (Owned/Leased/Trip)			Driver Details		
	Tractors	Straight Trucks	Trailers	CDL's	Interstate	Intrastate
03/28/2025	1/0/0	0/0/0	1/0/0	2	1	0
11/23/2024	1/0/0	0/0/0	1/0/0	1	1	0
11/06/2024	1/0/0	0/0/0	1/0/0	1	1	0
06/03/2024	1/0/0	0/0/0	1/0/0	1	1	0

Chameleon ToC

Something went wrong while generating Chameleon