



## Table of Contents

1. Overview	2. BASIC Scores History
3. BASIC Measures	4. KPI: BASIC Measures by Cargo Group
5. Estimated ISS Score	6. Investigation Results
7. Penalties History	8. Acute Critical Violations
9. Red Flag Violation Details	10. DOT Registration Information
11. DOT MCS-150 History	12. Crash Summary
13. Inspection Summary	14. KPI: Inspection Viol OOS Rates by Cargo Group
15. FHWA Registration Information	16. FHWA Insurance Information
17. FHWA Authorities	18. Severe Violations
19. Violation Report	20. Violation Summary
21. Violation Enforcement Chronology	22. Inspection Violations & OOS Counts
23. Radius Of Operation	24. Inspection & Crash Locations
25. Cargo Hot Spots	26. Inspection Violations & OOS Chronology
27. Percent of Insp & Crash by State	28. VIN Insp Summary by State
29. Violations By Unit Type	30. Equipment Ownership
31. Equipment Details	32. Vehicle Age
33. States of Power Unit Registrations	34. Equipment Acquisitions
35. Driver Details	36. Shared VIN Summary
37. Shipper Table	38. Safety Summary
39. Safety Details	40. Crash Detail Color Coded
41. Inspections with Shared Equipment	42. Inspection Tabular Details
43. Inspection Summary By Month	44. VIN Inspection Violation Details
45. Inspection History	46. Crash Hot Spots
47. DOT MCS-150 History Equipment and Driver Details	48. Chameleon



**Business Address**

2887 KRONE WAY

ANTELOPE, CA

95843

**Contact Info**

(510)-737-9903

RAJPUTCARRIERSLLC@GMAIL.CO  
M

**FHWA Address**

2887 KRONE WAY

ANTELOPE,CA,95843

**Phone:**(510)-737-9903

**Mailing Address**

2887 KRONE WAY

ANTELOPE, CA

95843-4082

**Overview ToC**

**Operating Status:** AUTHORIZED FOR Property

2 other companies viewed this DOT in the past two months

**Crash/PU ratio:** 100.0%

**Clean Inspection ratio:** 0.0%

**Estimated BASIC Scores (as of 4/25/2025)**

	Unsafe Driving	Hours of Service	Driver Fitness	Controlled Sub. and Alcohol	Vehicle Maintenance	HM Compliance	Crash
<b>Relative Scores</b>	0% ○	0% ○	0% ○	0% ○	0% ⊖	0% ○	0% ⊕
<b>Alert Status</b>	No	No	No	No	No	No	No



**Estimated Inspection Selection System (ISS) Score: 66**

**Category: Optional Inspect**

\* The Estimated ISS score is based on Insufficient Data Algorithm \*

**BASIC Scores History - Unsafe Driving ToC**

There are no Scores for this BASIC

**BASIC Scores History - Hours of Service ToC**

There are no Scores for this BASIC

**BASIC Scores History - Driver Fitness ToC**

There are no Scores for this BASIC

**BASIC Scores History - Controlled Substance ToC**

There are no Scores for this BASIC



### BASIC Scores History - Vehicle Maintenance ToC

There are no Scores for this BASIC

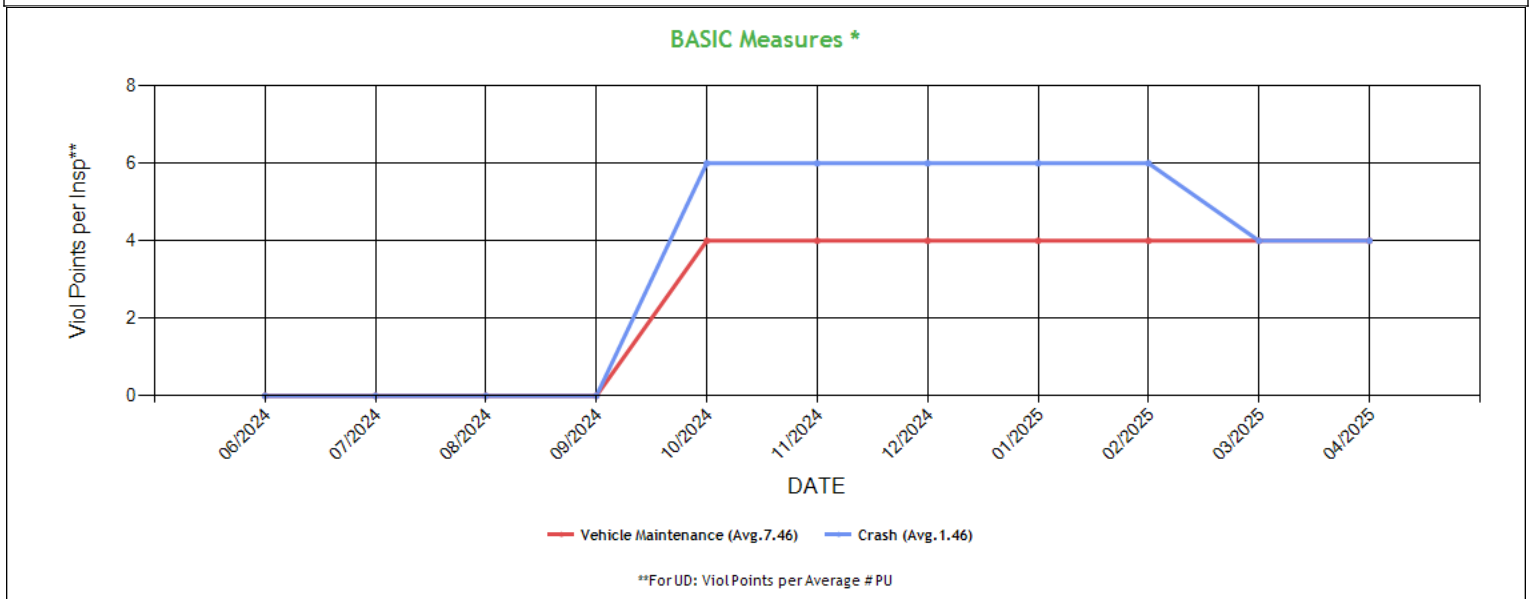
### BASIC Scores History - Crash ToC

There are no Scores for this BASIC

### BASIC Scores History - Hazmat ToC

There are no Scores for this BASIC

### BASIC Measures: Violation Points per Inspection Trends ToC



\* BASIC Measures are the absolute SMS scores that are compared within each Safety Event Group to determine the BASIC Score percentiles. Averages based on fleets with 1-5 power units.



### BASIC Measures \* - Table ToC

UD-Unsafe Driving, HOS-Hours of Service, DF-Driver Fitness, CS-Controlled Substances, VM-Vehicle Maintenance

Date	UD Measure	UD AC	UD with Viol	HOS Measure	HOS AC	HOS with Viol	DF Measure	DF AC	DF with Viol	CS Measure	CS AC	CS with Viol	VM Measure	VM AC	VM with Viol
04/2025	0.00	N	0	0.00	N	0	0.00	N	0	0.00	N	0	4.00	N	1
03/2025	0.00	N	0	0.00	N	0	0.00	N	0	0.00	N	0	4.00	N	1
02/2025	0.00	N	0	0.00	N	0	0.00	N	0	0.00	N	0	4.00	N	1
01/2025	0.00	N	0	0.00	N	0	0.00	N	0	0.00	N	0	4.00	N	1
12/2024	0.00	N	0	0.00	N	0	0.00	N	0	0.00	N	0	4.00	N	1
11/2024	0.00	N	0	0.00	N	0	0.00	N	0	0.00	N	0	4.00	N	1
10/2024	0.00	N	0	0.00	N	0	0.00	N	0	0.00	N	0	4.00	N	1
09/2024	0.00	N	0	0.00	N	0	0.00	N	0	0.00	N	0	0.00	N	0
08/2024	0.00	N	0	0.00	N	0	0.00	N	0	0.00	N	0	0.00	N	0
07/2024	0.00	N	0	0.00	N	0	0.00	N	0	0.00	N	0	0.00	N	0
06/2024	0.00	N	0	0.00	N	0	0.00	N	0	0.00	N	0	0.00	N	0

\* BASIC Measures are the absolute SMS scores that are compared within each Safety Event Group to determine the BASIC Score percentiles.

### KPI: BASIC Measures by Fleet Size and Cargo Group ToC

Fleet Size: 1-5 PUs

Cargo Group (Companies)	Unsafe Driving		Hours of Service		Driver Fitness		Controlled Substance		Vehicle Maintenance		HM Compliance		Crash	
	Avg.	Comp. to Avg.	Avg.	Comp. to Avg.	Avg.	Comp. to Avg.	Avg.	Comp. to Avg.	Avg.	Comp. to Avg.	Avg.	Comp. to Avg.	Avg.	Comp. to Avg.
Bulk Goods (249526)	0.75	Better	0.21	Better	0.13	Better	0.01	Better	1.68	Worse	0.01	Better	0.06	Worse
General Freight (485750)	0.78	Better	0.22	Better	0.20	Better	0.02	Better	1.88	Worse	0.01	Better	0.06	Worse
Refrigerated (63356)	1.49	Better	0.54	Better	0.16	Better	0.02	Better	2.60	Worse	0.01	Better	0.11	Worse
RAJPUT CARRIERS LLC	0.00		0.00		0.00		0.00		4.00		0.00		4.00	

Estimated ISS Score: 66 Optional Inspect ToC About the Inspection Selection System

### Estimated ISS Score History - Table ToC

Date	Estimated ISS Score	Recommendation	Algorithm
04/25/2025	66	Optional Inspect	Insufficient Data Algorithm
03/28/2025	67	Optional Inspect	Insufficient Data Algorithm
02/28/2025	66	Optional Inspect	Insufficient Data Algorithm
01/31/2025	68	Optional Inspect	Insufficient Data Algorithm
12/27/2024	67	Optional Inspect	Insufficient Data Algorithm
11/29/2024	67	Optional Inspect	Insufficient Data Algorithm
10/25/2024	69	Optional Inspect	Insufficient Data Algorithm
09/27/2024	64	Optional Inspect	Insufficient Data Algorithm
08/30/2024	64	Optional Inspect	Insufficient Data Algorithm
07/26/2024	64	Optional Inspect	Insufficient Data Algorithm
06/28/2024	63	Optional Inspect	Insufficient Data Algorithm

### Investigation Results ToC

No Investigations reported on FMCSA website



## Penalties History [ToC](#)

There is a problem with the Penalties data on FMCSA website.

## Acute Critical Violations (Based on Investigations as per CSA Methodology Appendix A) [ToC](#)

No Data

No red flag violations in the last 24 months

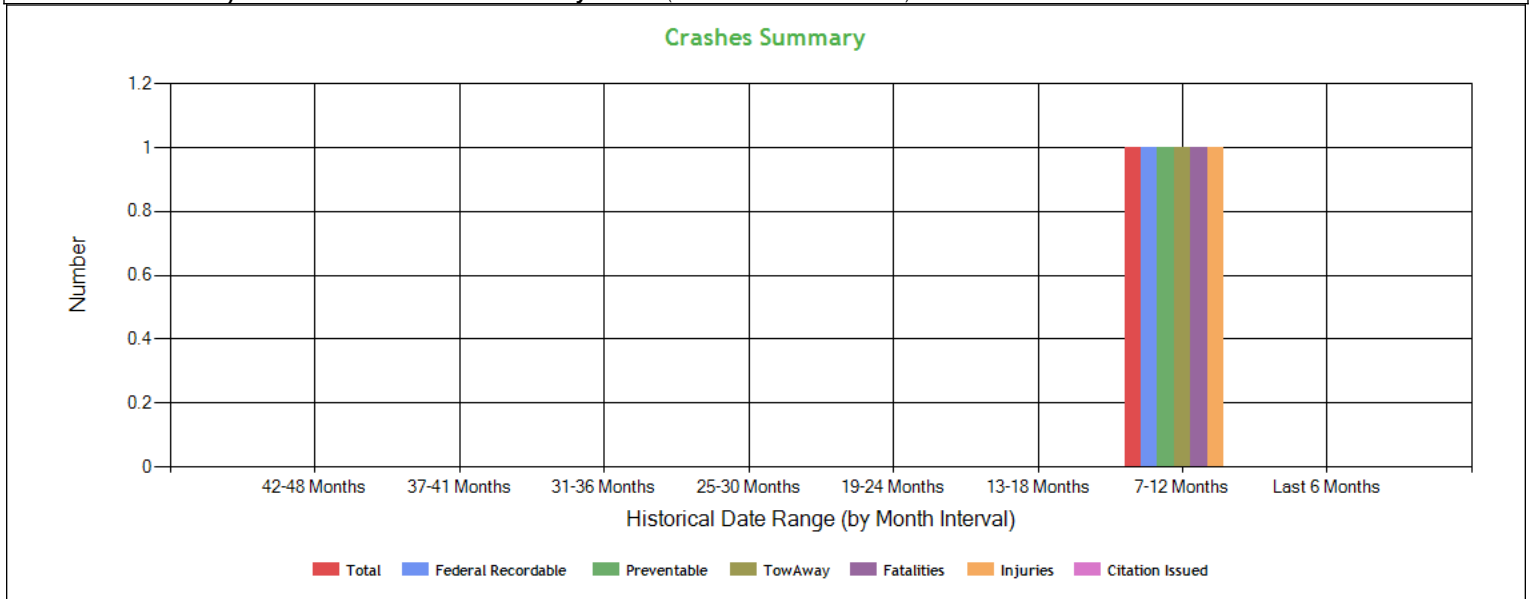
## DOT Registration Information: The following information on this specific DOT # is from the Federal DOT (as of Operating Authority)

DOT Registration: 06/17/2024		Total Power Units: 1	Total Trucks: 1	Total Trailers: 1	Total Passenger Vehicles: 0
Status	Entity Type	Organization Type	Nation	Total Cars	Drivers / CDL Drivers
A	C	-	US	0	4 / 1
MCS-150 Date	Op Codes	Shipper Op Codes	Shipper HazMat Op Codes	Latest Review Type	Latest Review Document Number(Date)
06/17/2024	A				()
MCS-150 Mileage (Year)	Record Update Date	Transports Hazmats	DOT Census Date	Recordable Accident Rate	Preventable Accident Rate
()*	06/17/2024	N	06/17/2024	0%	0%
MCS-151 Mileage	Safety Rating (Date)	SEA Accident	SEA Driver	SEA Vehicle	SEA Management
0	None (None)	0%	0%	0%	0%
Classification Codes		Cargo Carried (per MCS-150)			
Authorized-For-Hire		General Freight, Fresh Produce, Meat, Refrigerated foods			

## DOT MCS-150 History [ToC](#) (as of - DOT census)

No Data for DOT MCS-150 History

## Crash Summary Chart [ToC](#)Crashes Summary - Chart (based on all available crash data)





Crashes Summary - Table (based on all available crash data) ToC										
	TOTAL	Last 6 months	7-12 months	13-18 months	19-24 months	25-30 months	30-36 months	37-41 months	42-48 months	Over 49 months
Total Reportable	1	0	1	0	0	0	0	0	0	0
Fatalities	1	0	1	0	0	0	0	0	0	0
Injuries	1	0	1	0	0	0	0	0	0	0
Tow Away	1	0	1	0	0	0	0	0	0	0
With Citations	0	0	0	0	0	0	0	0	0	0
Federal Recordable	1	0	1	0	0	0	0	0	0	0
Preventable	1	0	1	0	0	0	0	0	0	0
Crash per Pwr Unit	-	0.0%	100.0%	0.0%	0.0%	0.0%	0.0%	0.0%	0.0%	-

Inspection Summary ToC			
The following inspection information is based on results for 24 months prior to: 06/09/2025. Please note that the total inspections number is not necessarily the total of the vehicle, driver and hazmat inspections, as one inspection may have included any combination of the below inspections.			
Overall	Vehicle	Driver	Hazmat
(Please note that the total inspections number is not necessarily the total of the vehicle, driver and hazmat inspections, as one inspection may have included any combination of the below inspections)  Total Inspections: 6 Total Out of Service: 0  Out of Service: 0% National Average: 20.97% Difference: -20.97%	Total Inspections: 4 Total Out of Service: 0  Out of Service: 0.00% National Average: 25.17% Difference: -25.17%	Total Inspections: 6 Total Out of Service: 0  Out of Service: 0.00% National Average: 6.59% Difference: -6.59%	Total Inspections: 0 Total Out of Service: 0  Out of Service: 0.00% National Average: 2.92% Difference: -2.92%

KPI: Inspection Viol OOS Rates by Cargo Group ToC								
Cargo Group	OVERALL		VEHICLE		DRIVER		HAZMAT	
	Average	Compared to Average	Average	Compared to Average	Average	Compared to Average	Average	Compared to Average
Bulk Goods	24.21%	Better	22.48%	Better	8.98%	Better	0.13%	Better
General Freight	28.67%	Better	25.12%	Better	12.48%	Better	0.19%	Better
Refrigerated	22.75%	Better	21.07%	Better	10.10%	Better	0.09%	Better
RAJPUT CARRIERS LLC	0%		0%		0%		0%	

FHWA Registration Information: The following data on this Motor Carrier is from the Federal Hwy Administration (as of 6/2/2025)								
Docket Number	DOT Number	Company Name	DBA Name	Address	City	State	Country	ZIP Code
MC1650098	4255291	RAJPUT CARRIERS LLC		2887 KRONE WAY	ANTELOPE	CA	US	95843
Phone Number	Fax Number	Mail Address	Mail City	Mail State	Mail Contry	Mail ZIP Code	Mail Phone Number	Mail Fax Number
(510)-737-9903		2887 KRONE WAY	ANTELOPE	CA	US	95843-4082		
Date of Last Change	Freight	Passenger	Household Goods	Active Authority	Pending Authority	Revocation Pending Authority		
6/2/2025	Y	N	N	/ Common /	/	/		



**Insurance Required (as of 06/02/2025) ToC**

Docket Number	Insurance Type	Insurance Required	Insurance on File
MC1650098	BIPD	\$750k	\$750k
MC1650098	Cargo	No	No
MC1650098	Bond	No	No

**Active / Pending Insurance (as of 06/02/2025)**

Docket Number	Form	Type	Insurance Carrier	Policy/Surety	Coverage From	Coverage To	Required	On File	Effective Date	Cancel Date
MC1650098	91X	BIPD/Primary	SECURITY NATIONAL INSURANCE CO.	SMC1819115	\$0k	\$750k	\$750k	\$750k	07/08/2024	07/08/2025

**Insurance History (as of 06/02/2025)**

Docket Number	Form	Type	Insurance Carrier	Policy/Surety	Coverage From	Coverage To	Effective Date From	Effective Date To
MC1650098	91X	BIPD/Primary	SECURITY NATIONAL INSURANCE CO.	SMC1819115	\$0k	\$750k	07/08/2024	07/08/2025 Cancelled
MC1650098	91X	BIPD/Primary	SECURITY NATIONAL INSURANCE CO.	SMC1819115	\$0k	\$750k	07/08/2024	05/27/2025 Cancelled
MC1650098	91X	BIPD/Primary	SECURITY NATIONAL INSURANCE CO.	SMC1819115	\$0k	\$750k	07/08/2024	02/26/2025 Cancelled
MC1650098	91X	BIPD/Primary	SECURITY NATIONAL INSURANCE CO.	SMC1819115	\$0k	\$750k	07/08/2024	01/24/2025 Cancelled
MC1650098	91X	BIPD/Primary	SECURITY NATIONAL INSURANCE CO.	SMC1819115	\$0k	\$750k	07/08/2024	11/27/2024 Cancelled
MC1650098	91X	BIPD/Primary	SECURITY NATIONAL INSURANCE CO.	SMC1819115	\$0k	\$750k	07/08/2024	10/01/2024 Cancelled
MC1650098	91X	BIPD/Primary	SECURITY NATIONAL INSURANCE CO.	SMC1819115	\$0k	\$750k	07/08/2024	07/08/2024 Replaced
MC1650098	91X	BIPD/Primary	SECURITY NATIONAL INSURANCE CO.	SMC1819115	\$0k	\$750k	07/08/2024	07/08/2024 Replaced
MC1650098	91X	BIPD/Primary	SECURITY NATIONAL INSURANCE CO.	SMC1819115	\$0k	\$750k	07/08/2024	07/08/2024 Replaced
MC1650098	91X	BIPD/Primary	SECURITY NATIONAL INSURANCE CO.	SMC1819115	\$0k	\$750k	07/08/2024	07/08/2024 Replaced
MC1650098	91X	BIPD/Primary	SECURITY NATIONAL INSURANCE CO.	SMC1819115	\$0k	\$750k	07/08/2024	07/08/2024 Replaced
MC1650098	91X	BIPD/Primary	SECURITY NATIONAL INSURANCE CO.	SMC1819115	\$0k	\$750k	07/08/2024	07/08/2024 Replaced

**FHWA Authorities (as of 06/02/2025) ToC**

Docket#	L&I Name	Active Authority	Inactive Authority	Pending Authority	Revocation Pending Authority	Freight	Passenger	Household Goods
MC1650098	RAJPUT CARRIERS LLC	Common /				Yes	No	No



**Authority History (as of 06/02/2025)**

Docket Number	Sub	Auth Type	Original Action	Disposition
MC1650098		COMMON	INVOLUNTARY REVOCATION 4/30/2025 12:00:00 AM	DISCONTINUED REVOCATION 5/8/2025 12:00:00 AM
MC1650098		COMMON	INVOLUNTARY REVOCATION 12/30/2024 12:00:00 AM	DISCONTINUED REVOCATION 1/2/2025 12:00:00 AM
MC1650098		COMMON	INVOLUNTARY REVOCATION 10/31/2024 12:00:00 AM	DISCONTINUED REVOCATION 11/12/2024 12:00:00 AM
MC1650098		COMMON	GRANTED 7/16/2024 12:00:00 AM	

**Severe Violations (i.e. those with >= 8 points) - Chart [ToC](#)**

**No Data**

**Severe Violations (i.e. those with >= 8 points) - Table**

**No Data**

**Violation Report [ToC](#)**

Inspection Date	Inspection State	BASIC	Violation Description	OOS	VIN	Severity Points
06/02/2025	UT	Vehicle Maintenance	393.45B2BAIR - AIR BRAKE - HOSE/TUBING DAMAGED OR NOT SECURED.	No	1GRAA0622JK284995	4
06/02/2025	UT	Vehicle Maintenance	393.47E - Clamp/Roto-Chamber type brake(s) out of adjustment	No	1XKYD49X7PJ268602	4
06/02/2025	UT	Vehicle Maintenance	393.53BB - AIR BRAKE - CMV MANUFACTURED ON OR AFTER 10/20/1994 HAS AN AUTOMATIC AIRBRAKE ADJUSTMENT SYSTEM THAT FAILS TO COMPENSATE FOR WEAR.	No	1XKYD49X7PJ268602	4
06/01/2025	CA	Hours-Of-Service	395.24DELDPT - HOS (ELD) - On request by an authorized safety official, a driver must produce and transfer from an ELD the driver's hours-of-service records in accordance with the instruction sheet provided by the motor carrier.	No	1XKYD49X7RJ345195	3
09/11/2024	PA	Vehicle Maintenance	393.207A - Axle positioning parts defective/missing	Yes	1JJV532B5HL961119	7
09/11/2024	PA	Vehicle Maintenance	396.17C - Operating a CMV without proof of a periodic inspection	No	1JJV532B5HL961119	4
09/11/2024	PA	Vehicle Maintenance	393.205A - Wheel/rim cracked or broken	No	1JJV532B5HL961119	2
09/11/2024	PA	Vehicle Maintenance	393.48A - Inoperative/defective brakes	Yes	1JJV532B5HL961119	4

No filters were applied when generating this report, see the live report for more options.



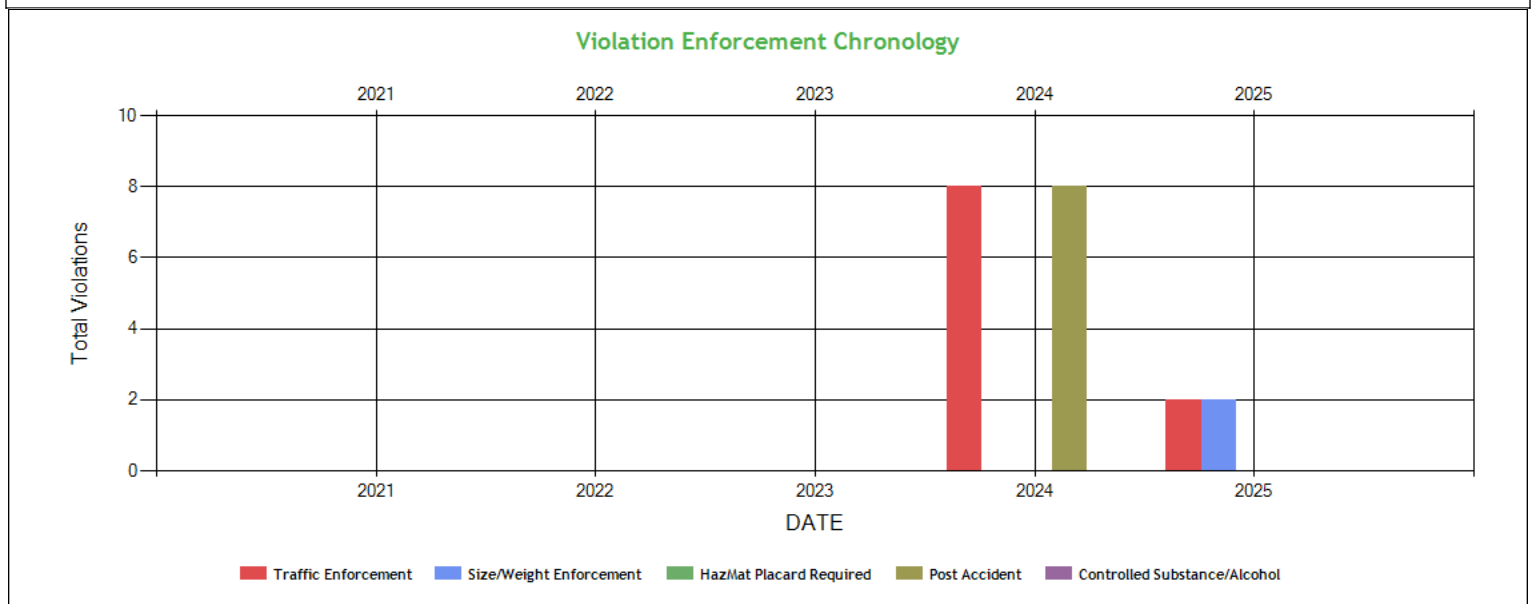


### Violation Summary [ToC](#)

BASIC	Violation Group	Code	Description	# of Violations	# of OOS Violations	Severity Points
Vehicle Maintenance	Suspension	393.207A	Axle positioning parts defective/missing	1	1	7
Vehicle Maintenance	Brakes, All Others	393.48A	Inoperative/defective brakes	1	1	4
Vehicle Maintenance	Brakes All Others	393.53BB	AIR BRAKE - CMV MANUFACTURED ON OR AFTER 10/20/1994 HAS AN AUTOMATIC AIRBRAKE ADJUSTMENT SYSTEM THAT FAILS TO COMPENSATE FOR WEAR.	1	0	4
Vehicle Maintenance	Brakes Out of Adjustment	393.47E	Clamp/Roto-Chamber type brake(s) out of adjustment	1	0	4
Vehicle Maintenance	Inspection Reports	396.17C	Operating a CMV without proof of a periodic inspection	1	0	4
Vehicle Maintenance	Brakes All Others	393.45B2BAIR	AIR BRAKE - HOSE/TUBING DAMAGED OR NOT SECURED.	1	0	4
Hours-Of-Service (HOS) Compliance	ELD records	395.24DELDPT	HOS (ELD) - On request by an authorized safety official, a driver must produce and transfer from an ELD the driver's hours-of-service records in accordance with the instruction sheet provided by the motor carrier.	1	0	3
Vehicle Maintenance	Wheels, Studs, Clamps, Etc.	393.205A	Wheel/rim cracked or broken	1	0	2

No filters were applied when generating this report, see the live report for more options.

### Violation Enforcement Chronology - Chart [ToC](#)

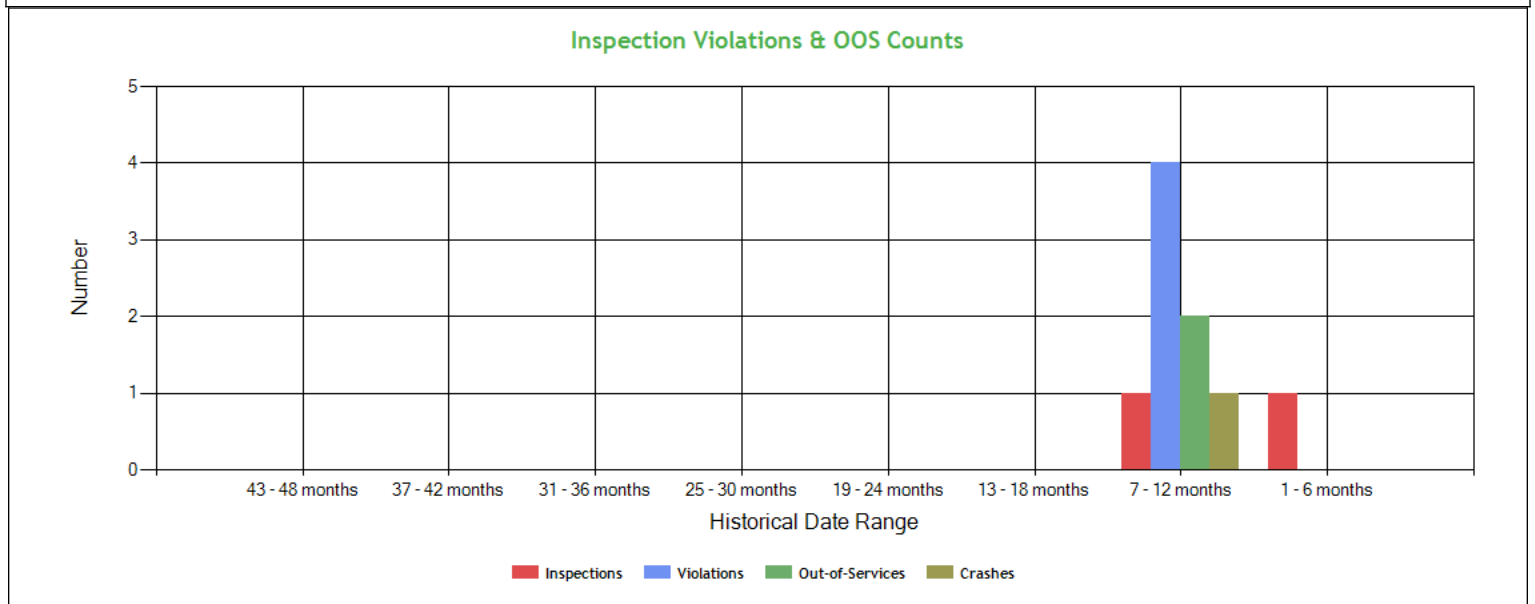




**Violation Enforcement Chronology - Table ToC**

	2021	2022	2023	2024	2025
Traffic Enforcement	0	0	0	8	2
Size/Weight Enforcement	0	0	0	0	2
HazMat Placard Required	0	0	0	0	0
Post Accident	0	0	0	8	0
Controlled Substance/Alcohol	0	0	0	0	0

**Inspection Violations & OOS Counts - Chart ToC**



**Inspection Violations & OOS Counts - Table ToC**

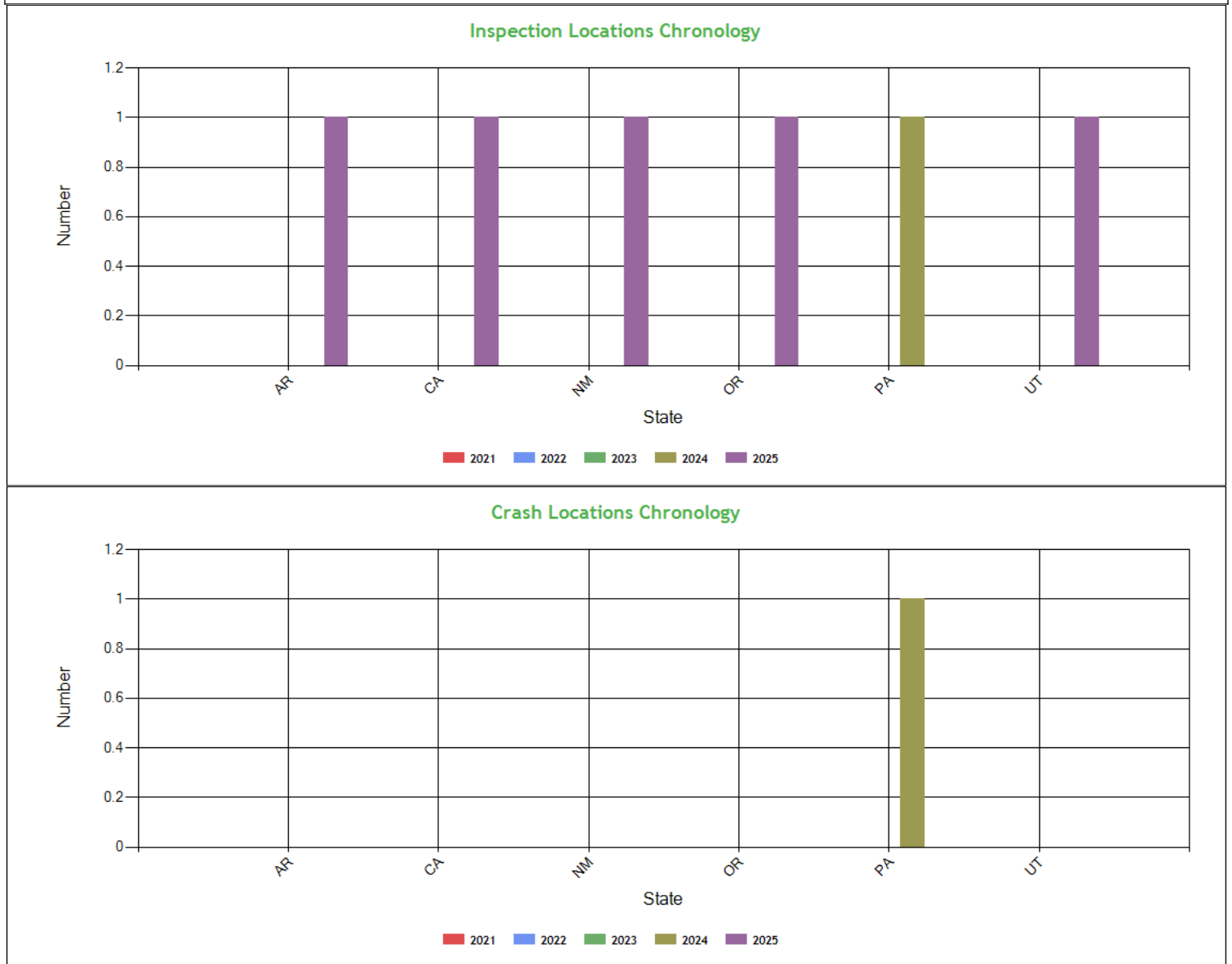
Date Range	Inspections	Violations	Out-of-Services	Crashes
<b>TOTAL</b>	6	8	2	1
1 - 6 months	1	0	0	0
7 - 12 months	1	4	2	1
13 - 18 months	0	0	0	0
19 - 24 months	0	0	0	0
25 - 30 months	0	0	0	0
31 - 36 months	0	0	0	0
37 - 42 months	0	0	0	0
43 - 48 months	0	0	0	0

**Radius of Operation (based on Inspections and Crashes during the past 3 years) ToC**

	Total	Drive between 0 and 50 miles radius	Drive between 51 and 200 miles radius	Drive between 201 and 300 miles radius	Drive between 301 and 400 miles radius	Drive between 401 and 500 miles radius	Drive between 501 and 600 miles radius	Drive beyond 600 miles radius
Power Units (i.e. unique VINs)	4	0	0	1	0	0	0	3
Percent	100%	0%	0%	25%	0%	0%	0%	75%



**Inspection & Crash Locations - Chart ToC**



**Inspection & Crash Locations - Table ToC**

State	Inspections					Violations					Out-of-Services					Crashes				
	2021	2022	2023	2024	2025	2021	2022	2023	2024	2025	2021	2022	2023	2024	2025	2021	2022	2023	2024	2025
TOTAL	0	0	0	1	5	0	0	0	4	5	0	0	0	2	0	0	0	0	1	0
AR	0	0	0	0	1	0	0	0	0	1	0	0	0	0	0	0	0	0	0	0
CA	0	0	0	0	1	0	0	0	0	1	0	0	0	0	0	0	0	0	0	0
NM	0	0	0	0	1	0	0	0	0	0	0	0	0	0	0	0	0	0	0	0
OR	0	0	0	0	1	0	0	0	0	0	0	0	0	0	0	0	0	0	0	0
PA	0	0	0	1	0	0	0	0	4	0	0	0	0	2	0	0	0	0	1	0
UT	0	0	0	0	1	0	0	0	0	3	0	0	0	0	0	0	0	0	0	0



### Hot Spot Summary ToC

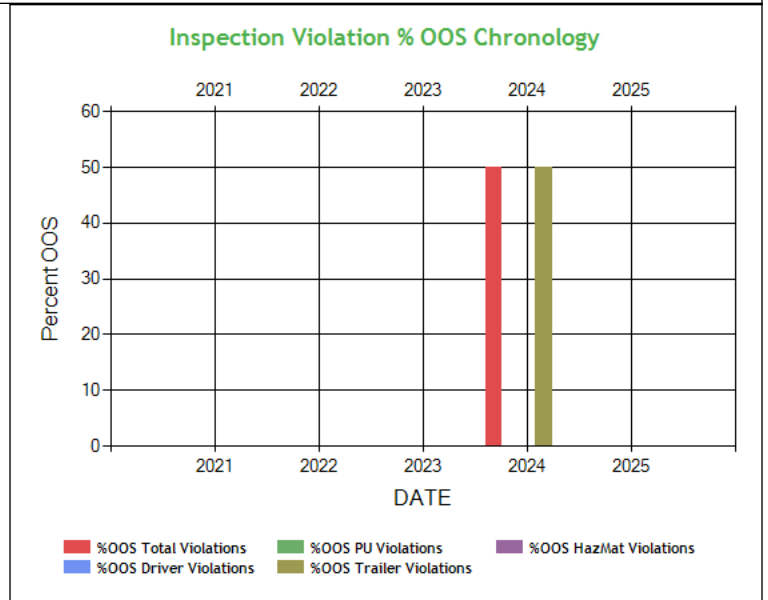
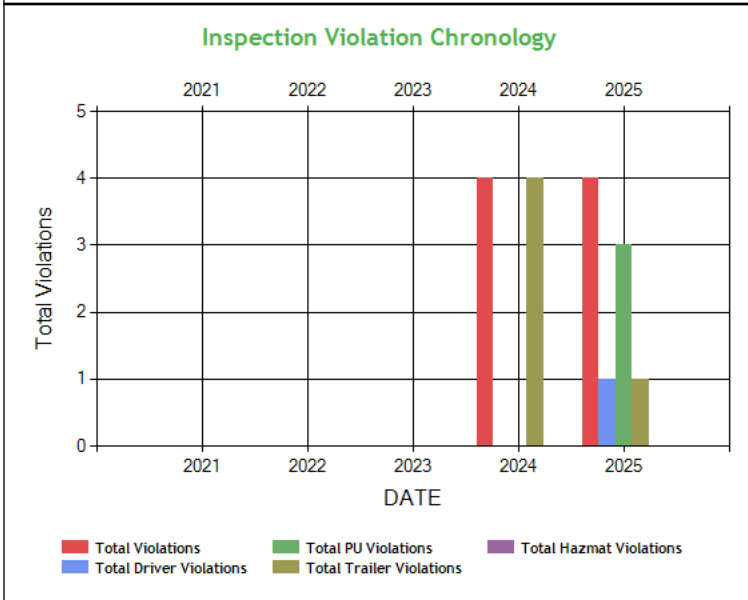
Year	Month	Level 5	Level 5 %	Level 4	Level 4 %	Level 3	Level 3 %	Level 2	Level 2 %	Level 1	Level 1 %	Level 0	Level 0 %	Levels 1 - 5	Levels 1 - 5 %
2025	June (Partial)	0	0.00%	0	0.00%	1	16.67%	0	0.00%	0	0.00%	2	33.33%	1	16.67%
2025	April	0	0.00%	0	0.00%	1	16.67%	0	0.00%	0	0.00%	1	16.67%	1	16.67%
2024	September	1	16.67%	0	0.00%	0	0.00%	0	0.00%	0	0.00%	0	0.00%	1	16.67%
<b>Totals</b>		1	16.67%	0	0.00%	2	33.34%	0	0.00%	0	0.00%	3	50.00%	3	50.01%

### Hot Spot Analysis

State	County	Level	Count	Percentage
PA	Lancaster	5	1	16.67%
AR	Crittenden	3	1	16.67%
CA	Merced	3	1	16.67%

Report generated using the last 12 full months of inspection data

### Inspection Violation % OOS Chronology - Chart ToC

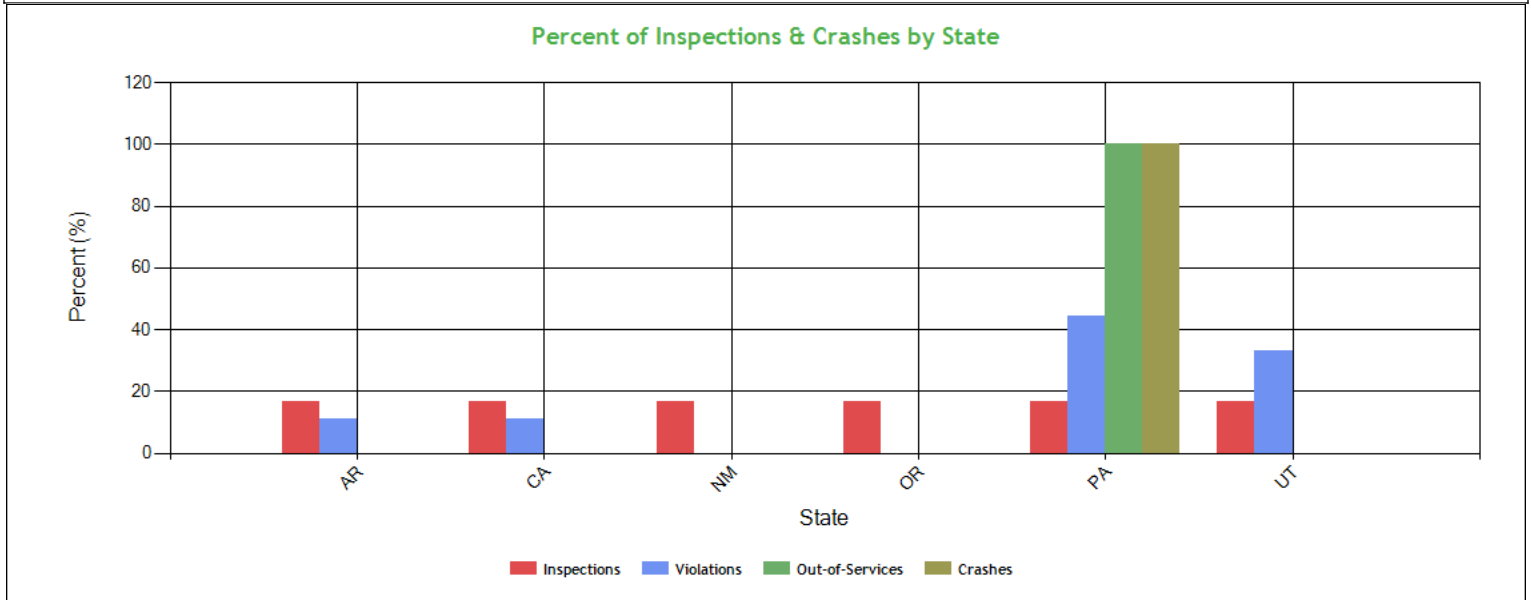


### Inspection Violation % OOS Chronology - Table ToC

	2021	2022	2023	2024	2025
Total Violations	0	0	0	4	4
Total Out Of Services	0	0	0	2	0
%OOS Total Violations	0	0	0	50.0	0
Total Driver Violations	0	0	0	0	1
Total Driver Out Of Services	0	0	0	0	0
%OOS Driver Violations	0	0	0	0	0
Total PU Violations	0	0	0	0	3
Total PU Out Of Services	0	0	0	0	0
%OOS PU Violations	0	0	0	0	0
Total Trailer Violations	0	0	0	4	1
Total Trailer Out Of Services	0	0	0	2	0
%OOS Trailer Violations	0	0	0	50.0	0
Total Hazmat Violations	0	0	0	0	0
Total Hazmat Out Of Services	0	0	0	0	0
%OOS HazMat Violations	0	0	0	0	0



Percent of Insp & Crash by State - Chart ToC



Percent of Insp & Crash by State - Table (based on Inspection data from the last 4 years) ToC

State	Inspections		Violations		Out-of-Services		Crashes	
	Total	Percent	Total	Percent	Total	Percent	Total	Percent
	6	100	9	100	2	100	1	100
AR	1	16.7	1	11.1	0	0	0	0
CA	1	16.7	1	11.1	0	0	0	0
NM	1	16.7	0	0	0	0	0	0
OR	1	16.7	0	0	0	0	0	0
PA	1	16.7	4	44.4	2	100	1	100
UT	1	16.7	3	33.3	0	0	0	0

VIN Insp Summary by State (based on inspection from the last 2 years) ToC

VIN	Insp	Viol Pts	Counts in each State											
			AR		CA		NM		OR		PA		UT	
			Insp	Viol Pts	Insp	Viol Pts	Insp	Viol Pts	Insp	Viol Pts	Insp	Viol Pts	Insp	Viol Pts
TOTALS	14/51*	6/32**	1	0	1	3	1	0	1	0	1	17	1	12
1XKYD49X7PJ268602	2	8	0	0	0	0	1	0	0	0	0	0	1	8
1XKYD49X7RJ345195	2	3	1	0	1	3	0	0	0	0	0	0	0	0
1GRAA0622JK284995	1	4	0	0	0	0	0	0	0	0	0	0	1	4
1JJV532B5HL961119	1	17	0	0	0	0	0	0	0	0	1	17	0	0
1JJV532D2KL148118	1	0	0	0	0	0	0	0	1	0	0	0	0	0
1XKYD49X0NJ485583	1	0	0	0	0	0	0	0	1	0	0	0	0	0
3H3V532CXHT696805	1	0	0	0	0	0	1	0	0	0	0	0	0	0

\*<Total number of inspections for these 7 VIN(s)>/n<Total number of inspections for these 6 state(s)>

\*\*<Total severity sum for these 7 VIN(s)>/n<Total severity sum for these 6 state(s)>



## Violations By Unit Type **ToC**

**# of Violations: 8 Total Severity: 32 based on inspections in the last 2 years**

Violation Unit: Driver	# of Violations: 1	Total Severity: 3	% of Total: 9.38%
Viol. Group: ELD records	# of Violations: 1	Total Severity: 3	% of Total: 9.38%
Violation	Number of Occurrences	Viol. Severity	Total Severity
395.24DELDPT:HOS (ELD) - On request by an authorized safety off	1	3	3
Violation Unit: Power Unit	# of Violations: 2	Total Severity: 8	% of Total: 25%
Viol. Group: Brakes All Others	# of Violations: 1	Total Severity: 4	% of Total: 12.5%
Violation	Number of Occurrences	Viol. Severity	Total Severity
393.53BB:AIR BRAKE - CMV MANUFACTURED ON OR AFTER 10/20/199	1	4	4
Viol. Group: Brakes Out of Adjustment	# of Violations: 1	Total Severity: 4	% of Total: 12.5%
393.47E:Clamp/Roto-Chamber type brake(s) out of adjustment	1	4	4
Violation Unit: Trailer	# of Violations: 5	Total Severity: 21	% of Total: 65.63%
Viol. Group: Brakes All Others	# of Violations: 2	Total Severity: 8	% of Total: 25%
Violation	Number of Occurrences	Viol. Severity	Total Severity
393.45B2BAIR:AIR BRAKE - HOSE/TUBING DAMAGED OR NOT SECURED.	1	4	4
393.48A:Inoperative/defective brakes	1	4	4
Viol. Group: Suspension	# of Violations: 1	Total Severity: 7	% of Total: 21.88%
393.207A:Axle positioning parts defective/missing	1	7	7
Viol. Group: Inspection Reports	# of Violations: 1	Total Severity: 4	% of Total: 12.5%
396.17C:Operating a CMV without proof of a periodic inspec	1	4	4
Viol. Group: Wheels Studs Clamps Etc.	# of Violations: 1	Total Severity: 2	% of Total: 6.25%
393.205A:Wheel/rim cracked or broken	1	2	2

## Equipment Ownership **ToC**Equipment Ownership (based on MCS-150 dated 6/17/2024)

	Trucks	Tractors	Trailers	Motor Coaches	Vans
Owned	0	1	1	0	0
Term Leased	0	0	0	0	0
Trip Leased	0	0	0	0	0
Total No.	0	1	1	0	0

## Equipment Details Power Units **ToC**

VIN	Latest Insp Date	Year	Make	Model	Body Class	Body Type	Axles	Len	Fuel Type
1XKYD49X7PJ268602	06/03/2025	2023	KENWORTH	T680	Truck-Tractor	-	-	-	-
1XKYD49X7RJ345195	06/01/2025	2024	KENWORTH	T680	Truck-Tractor	-	-	-	-
1XKYD49X0NJ485583	04/25/2025	2022	KENWORTH	T680	Truck-Tractor	-	-	-	-
3AKJHHDV5PSUD6779	09/11/2024	2023	FREIGHTLINER	Cascadia	Truck-Tractor	-	-	-	-

## Equipment Details Trailers

VIN	Latest Insp Date	Year	Make	Model	Body Class	Body Type	Axles	Len	Fuel Type
3H3V532CXHT696805	06/03/2025	2017	HYUNDAI OF MEXICO	HYUNDAI TRANSLEAD	Trailer	Van Trailer	2	53	-
1GRAA0622JK284995	06/02/2025	2018	GREAT DANE	Great Dane Trailers	-	-	2	53	-
1DW1A5325RSB65245	06/01/2025	2024	STOUGHTON	Stoughton trailers	Trailer	Van Trailer	2	53	-
1DW1A5329NBA85666	04/30/2025	2022	STOUGHTON	Stoughton trailers	Trailer	Van Trailer	2	53	Not Applicable
1JJV532D2KL148118	04/25/2025	2019	WABASH NATIONAL	Dry Van Duraplate	Trailer	Van Trailer	2	53	-
1JJV532B5HL961119	09/11/2024	2017	WABASH NATIONAL	Refrigerated Van	Trailer	Van Trailer	2	53	-



### Vehicle Age [ToC](#)

Year	# Power Units	PU Percentage	# Trailers	Trailres Percentage
2024	1	25.00%	1	16.67%
2023	2	50.00%	0	0.00%
2022	1	25.00%	1	16.67%
2019	0	0.00%	1	16.67%
2018	0	0.00%	1	16.67%
2017	0	0.00%	2	33.33%

Based on 24 months of inspection data, see the live report for more options

### States of Power Unit Registrations [ToC](#)

State	AR	CA	NM	OR	PA	UT
Number of Power Units	1	1	1	1	1	1

### Equipment Acquisitions - Table [ToC](#)

	Power Units inspected for 1st time in past 12 months	Power Units inspected for 1st time in past 24 months	Power Units inspected during entire date range	Trailers inspected for 1st time in past 12 months	Trailers inspected for 1st time in past 24 months	Trailers inspected during entire date range
Unique VINs	4	4	4	6	6	6
Unique License Plates	4	4	4	6	6	6
License Plate States	2	2	2	3	3	3

### Driver Details [ToC](#) Driver Details (based on MCS-150 dated 6/17/2024)

	Within 100 mi	Beyond 100 mi	TOTAL
# Drivers Interstate	1	1	2
# Drivers Intrastate	1	1	2
TOTAL	2	2	/

Avg. # Trip Lease Drivers/Mo: 0 # Drivers Grand Total: 4 # Drivers Commercially Licensed: 1

### Shared VIN Summary [ToC](#)

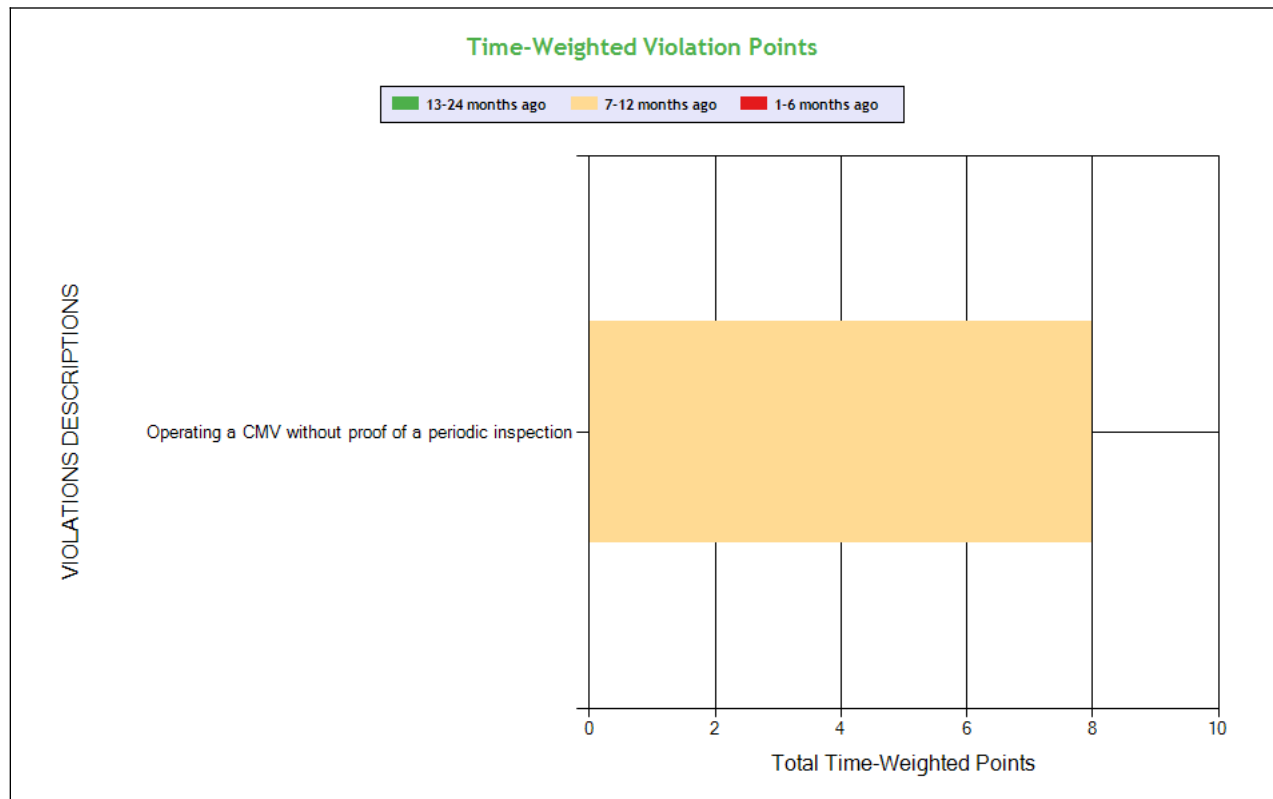
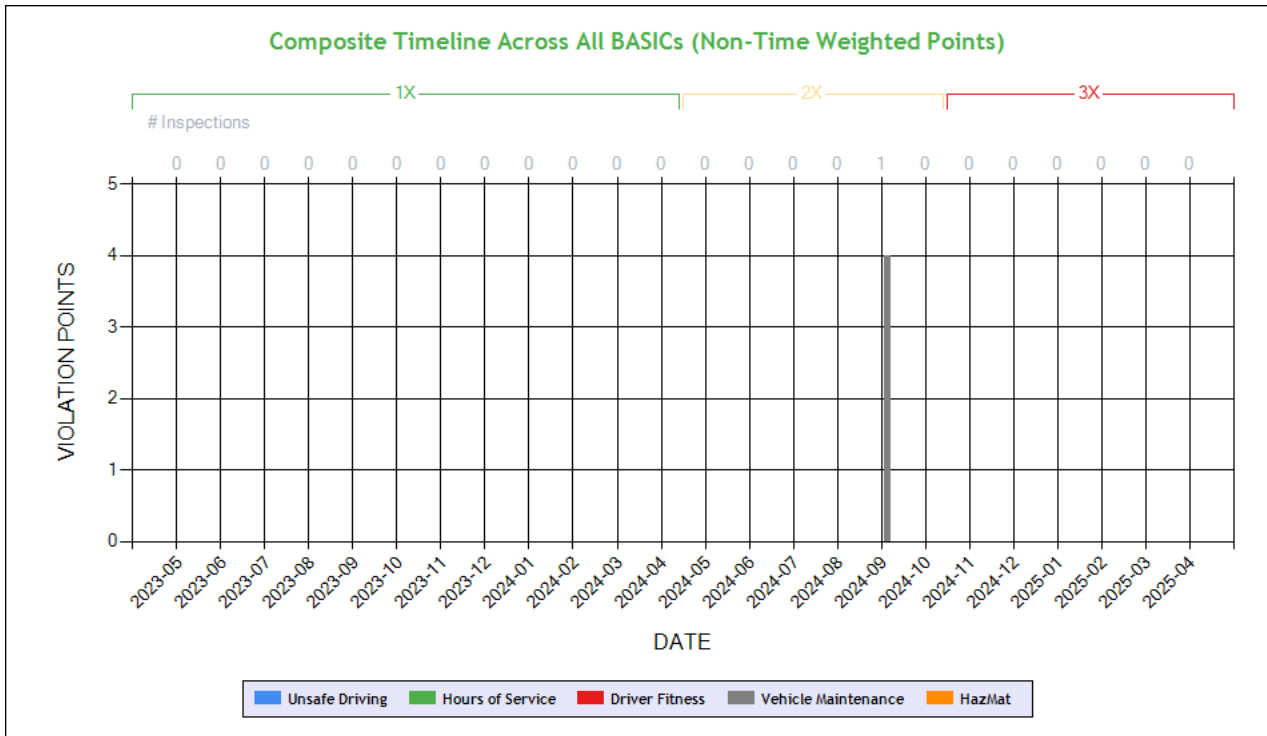
No Data

### SHIPPERS DETAIL [ToC](#) based on Inspection results for the last 4 years

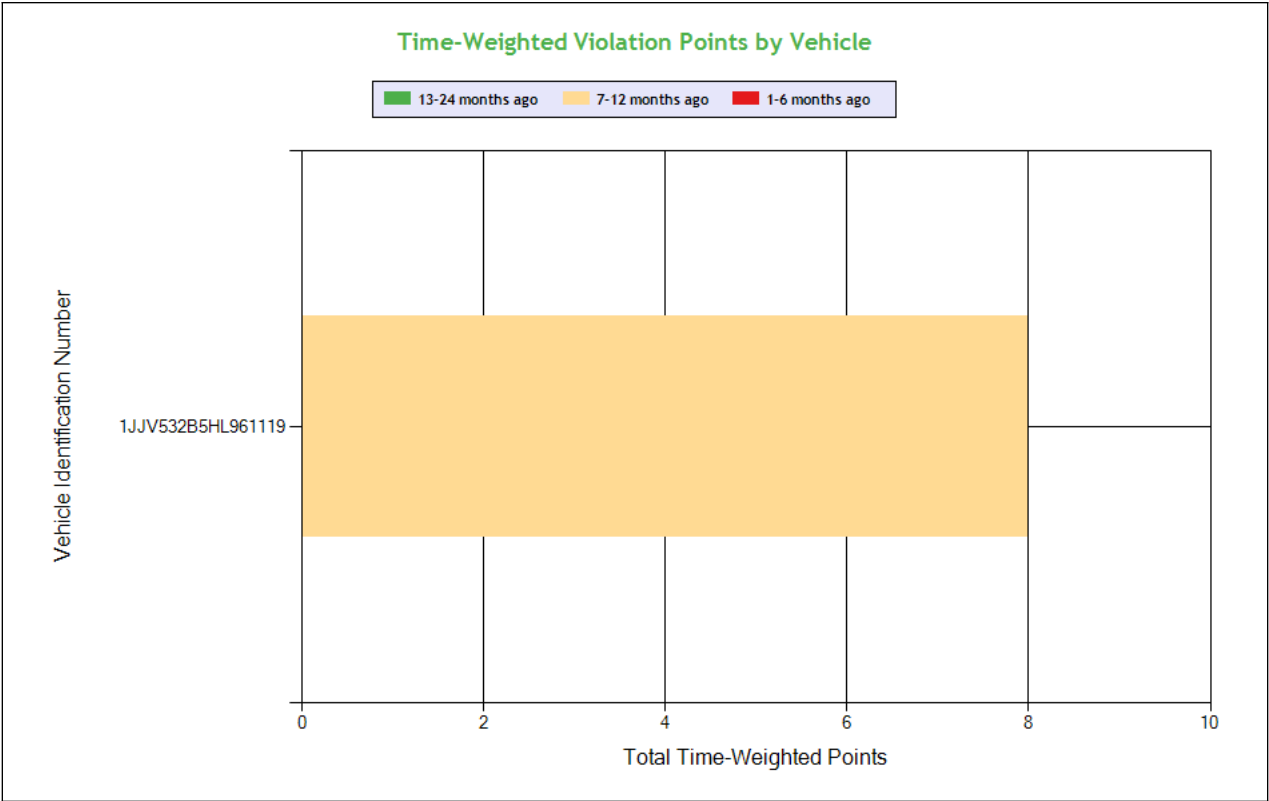
Shipper Name	Number of Inspections	Shipper Name	Number of Inspections
AMAZON	5	MJB SALES	1



## Carrier Underwriting Report Safety Summary ToC







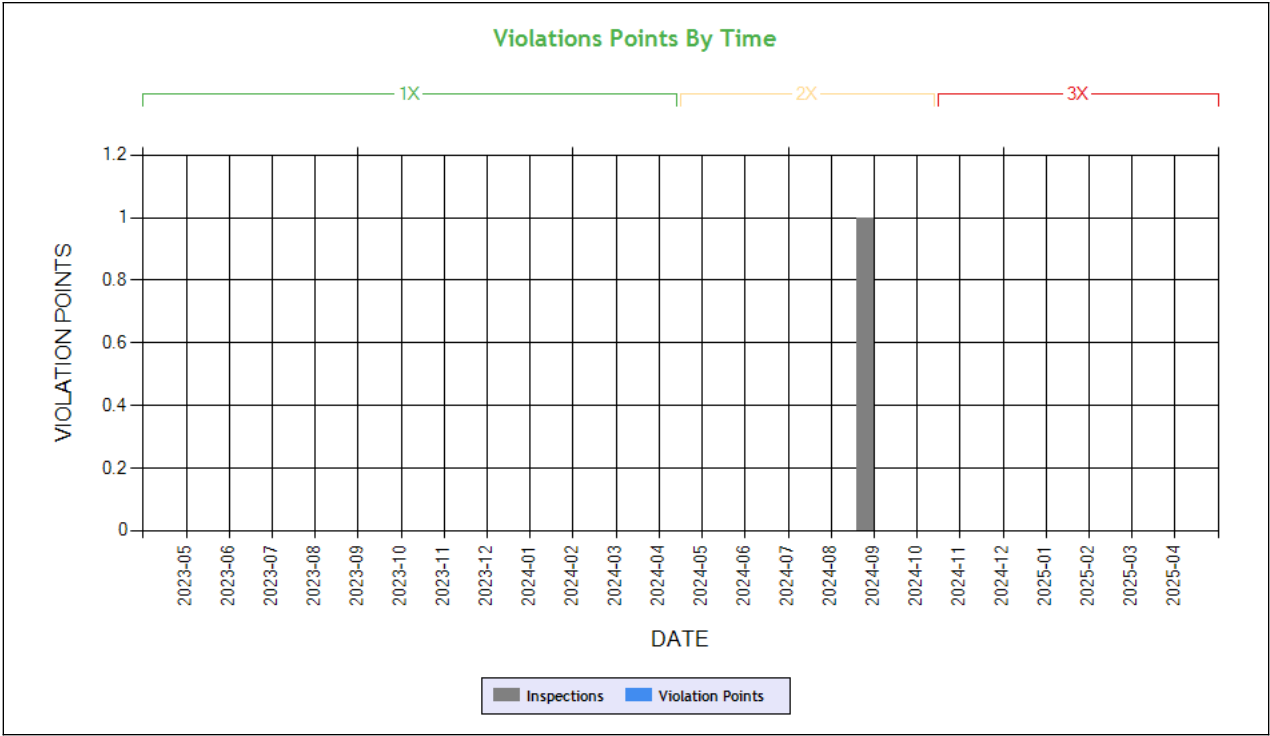
See the Excel file for the complete analysis # Violations is in (1-6/7-12/13-24mo)

Shaded = Out Of Service Violation			
Violation Group			Inspection Reports
Violation Description	Total Time-weighted Points by VIN	% of Total Time-weighted Points by VIN	Operating a CMV without proof of a periodic inspection
Driver Resp			No
Total Time-weighted Points			8
% Total Time-Wt Pts			100
1JJV532B5HL961119	8	100	8 (0/1/0)



**SAFETY ANALYSIS    ToC**

**Unsafe Driving**



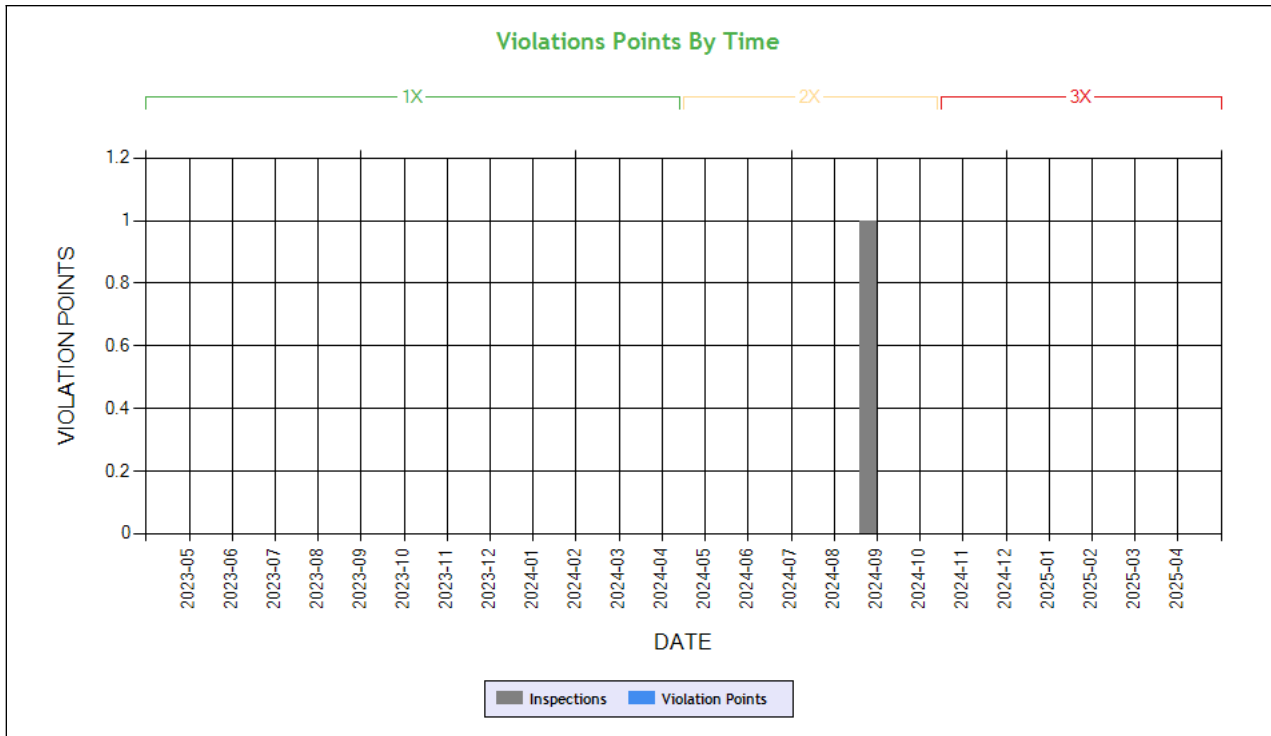
Time-Weighted Violation Points - no data available to draw a chart  
Time-Weighted Severity Points by Vehicle - no data available to draw a chart

See the Excel file for the complete analysis # Violations is in (1-6/7-12/13-24mo)

Shaded = Out Of Service Violation		
Violation Group		
Violation Description	Total Time-weighted Points by VIN	% of Total Time-weighted Points by VIN
Driver Resp		
Total Time-weighted Points		
% Total Time-Wt Pts		

**HOS Compliance**

Time-Weighted Violation Points - no data available to draw a chart  
Time-Weighted Severity Points by Vehicle - no data available to draw a chart



**Carrier Software**  
 1-800-646-5152  
 info@CarrierSoftware.com

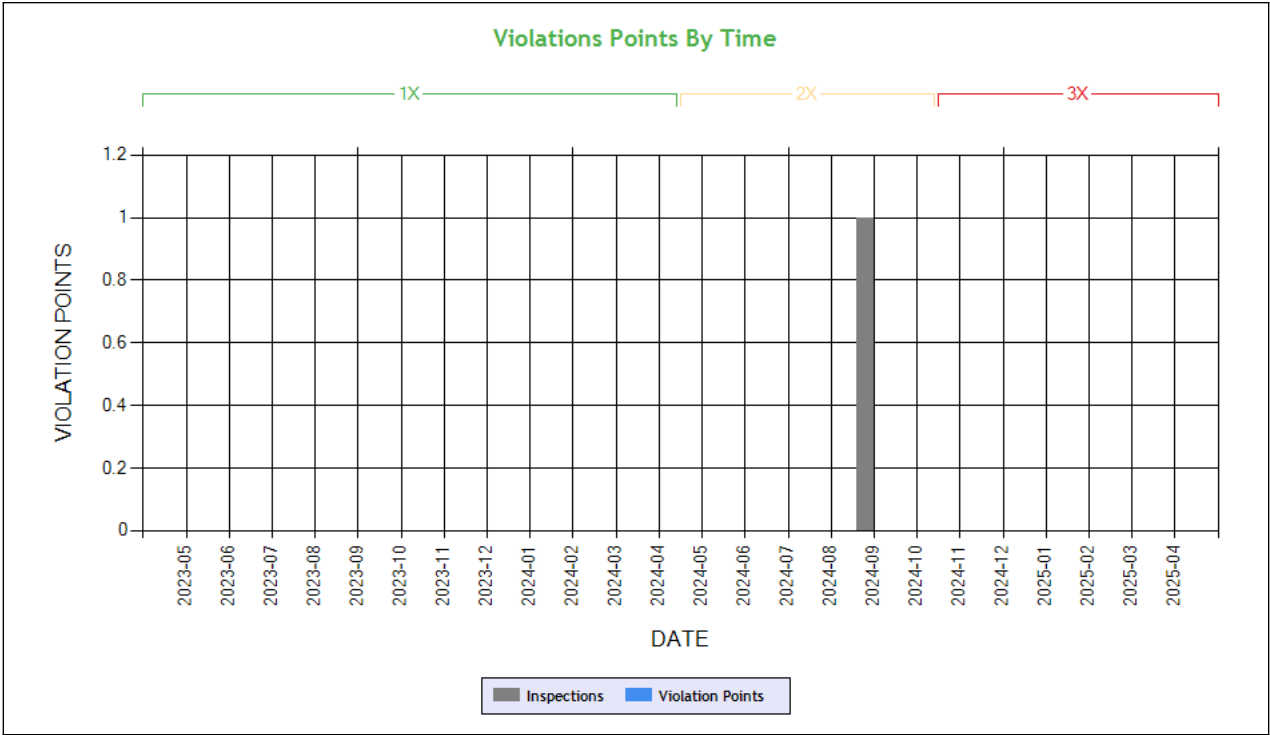
**CONFIDENTIAL - Intended for use by Amerigo Insurance Agency - Date: 6/11/2025**  
 RAJPUT CARRIERS LLC - DOT# 4255291 / MC1650098

See the Excel file for the complete analysis # Violations is in (1-6/7-12/13-24mo)

Shaded = Out Of Service Violation		
Violation Group		
Violation Description	Total Time-weighted Points by VIN	% of Total Time-weighted Points by VIN
Driver Resp		
Total Time-weighted Points		
% Total Time-Wt Pts		



**Driver Fitness**



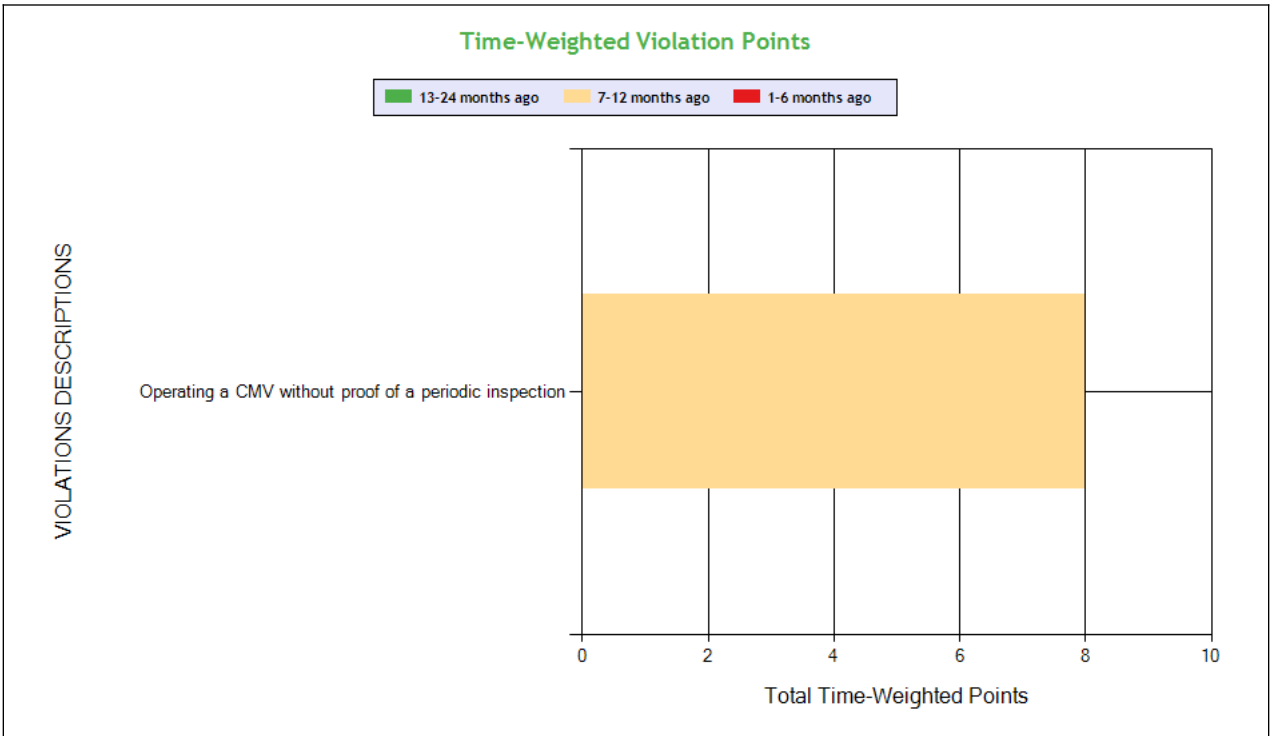
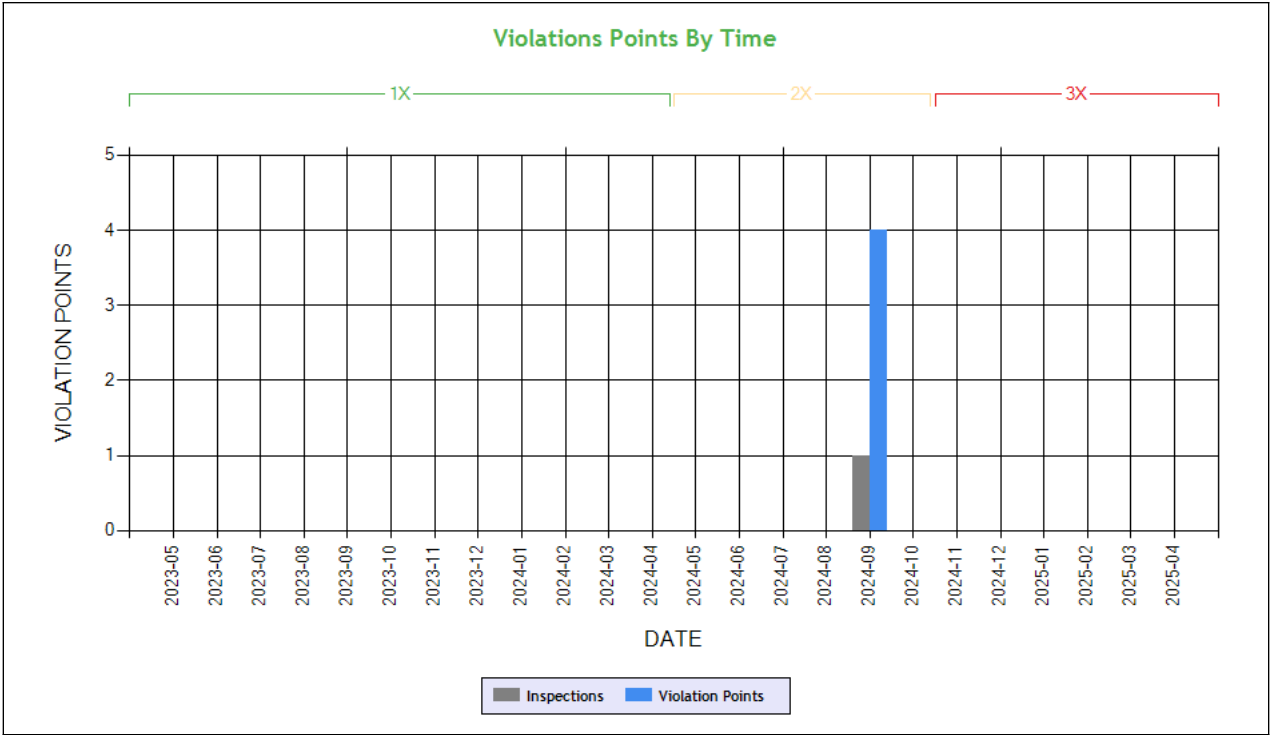
**Time-Weighted Violation Points - no data available to draw a chart**  
**Time-Weighted Severity Points by Vehicle - no data available to draw a chart**

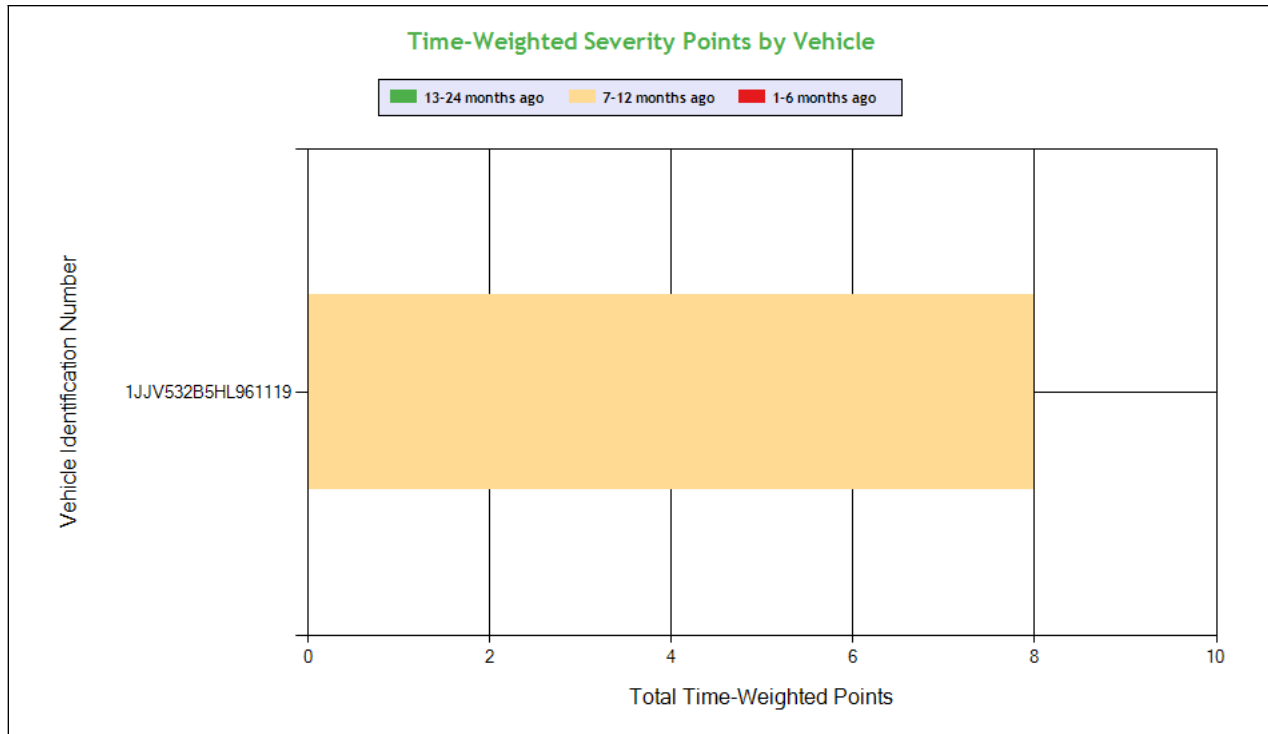
See the Excel file for the complete analysis # Violations is in (1-6/7-12/13-24mo)

Shaded = Out Of Service Violation		
Violation Group		
Violation Description	Total Time-weighted Points by VIN	% of Total Time-weighted Points by VIN
Driver Resp		
Total Time-weighted Points		
% Total Time-Wt Pts		



**Vehicle Maintenance**





**Carrier Software**  
 1-800-646-5152  
 info@CarrierSoftware.com

**CONFIDENTIAL - Intended for use by Amerigo Insurance Agency - Date: 6/11/2025**

**RAJPUT CARRIERS LLC - DOT# 4255291 / MC1650098**

See the Excel file for the complete analysis

# Violations is in (1-6/7-12/13-24mo)

Shaded = Out Of Service Violation			
Violation Group			Inspection Reports
Violation Description	Total Time-weighted Points by VIN	% of Total Time-weighted Points by VIN	Operating a CMV without proof of a periodic inspection
Driver Resp			No
Total Time-weighted Points			8
% Total Time-Wt Pts			100
1JJV532B5HL961119	8	100	8 (0/1/0)

## COLOR CODED CRASH TABLE ToC

Color KEY	Color Code		
	Green	Orange	Red
Citation	No	Unknown	Yes
HazMat Release	No		Yes
Tow Away	No	Yes	
Time Weight	1	2	3
Severity Weight	1		2-3
Injuries	0	1-2	3 or more
Fatalities	0		1 or more
Vehicles in Crash	0-1	2	3 or more
Light Condition	Daylight	Dawn; Dusk	Dark- Not Lighted; Dark-Lighted; Dark- Unknown Roadway Lighting
Road Surface	Dry	Wet; Water(Standing, Moving); Slush	Snow; Ice; Sand; Mud; Dirt; Oil or Gravel
Weather Condition	No Adverse Conditions	Rain; Sleet; Blowing Sand; Soil, Dirt Or Snow	Snow; Fog; Severe Crosswinds



	Driver Name
3AKJHHDV5PSUD6779	VIN
2	Time Weight
2	Severity Weight
1	Fatalities
1	Injuries
Unknown	Citation
Dry	Road Surface Condition
No Adverse Condition	Weather Condition
Dark-Not Lighted	Light Condition
Y	Tow-Away
	HM Released
2	Vehicles In Crash
Seq. #1: Collision involving motor vehicle in transport; Seq. #2: Collision involving fixed object;	Sequence of Events
PA	Crash State
PA408237400X	Report Number
9/8/2024	Date
Tractor/Semitrailer	Vehicle Configuration
Van/Enclosed Box	Cargo Body Type
27	Driver Age
CA	Driver License State

**INSPECTIONS WITH SHARED EQUIPMENT:**  
**No Data**



LEGEND
Vehicle Information
Inspection for DOT # being analyzed
Inspection for Different DOT #
Crash Information for specific VIN

### INSPECTION DETAILS for ALL Inspections

PDF shows the first 100 Power Unit & Trailer VINs with most recent inspections using data from the last 4 years

## POWER UNIT Inspections Section

VIN: 1XKYD49X7PJ268602				Unit: Truck Tractor		Year: 2023	Make: KENWORTH	
DOT No: 4255291		Docket No: MC1650098		Name: RAJPUT CARRIERS LLC			Interstate: Yes	
Date	Unit License	Unit Lic State	Violation Unit	Violation Description		Severity	OOS	Citation
06/03/2025	251260	KS	-	-		-	-	-
06/02/2025	251260	KS	1	393.47E - Clamp/Roto-Chamber type brake(s) out of adjustment		4	No	
06/02/2025	251260	KS	1	393.53BB - AIR BRAKE - CMV MANUFACTURED ON OR AFTER 10/20/1994 HAS AN AUTOMATIC AIRBRAKE ADJUSTMENT SYSTEM THAT FAILS TO COMPENSATE FOR WEAR.		4	No	
DOT No: 4076711				Docket No: MC1549950		Name: SHAH TRANS GROUP INC		Interstate: Yes
Date	Unit License	Unit Lic State	Violation Unit	Violation Description		Severity	OOS	Citation
01/18/2025	232665	KS	-	-		-	-	-
01/09/2025	251260	KS	-	-		-	-	-
DOT No: 2399662				Docket No: MC825275		Name: ALTEX LOGISTICS INC		Interstate: Yes
Date	Unit License	Unit Lic State	Violation Unit	Violation Description		Severity	OOS	Citation
04/26/2024	232665	KS	1	393.9 - Inoperative required lamps		2	No	
VIN: 1XKYD49X7RJ345195				Unit: Truck Tractor		Year: 2024	Make: KENWORTH	
DOT No: 4255291		Docket No: MC1650098		Name: RAJPUT CARRIERS LLC			Interstate: Yes	
Date	Unit License	Unit Lic State	Violation Unit	Violation Description		Severity	OOS	Citation
06/01/2025	242911	KS	D	395.24DELDPT - HOS (ELD) - On request by an authorized safety official, a driver must produce and transfer from an ELD the driver's hours-of-service records in accordance with the instruction sheet provided by the motor carrier.		3	No	
DOT No: 4355291				Docket No:		Name: RUSTIC ARTIFACTS LTD		Interstate: Yes
Date	Unit License	Unit Lic State	Violation Unit	Violation Description		Severity	OOS	Citation
05/02/2025	242911	KS	-	-		-	-	-
DOT No: 4255291				Docket No: MC1650098		Name: RAJPUT CARRIERS LLC		Interstate: Yes
Date	Unit License	Unit Lic State	Violation Unit	Violation Description		Severity	OOS	Citation
04/30/2025	242911	KS	1	390.21TB2DOT		0	No	
DOT No: 4076711				Docket No: MC1549950		Name: SHAH TRANS GROUP INC		Interstate: Yes
Date	Unit License	Unit Lic State	Violation Unit	Violation Description		Severity	OOS	Citation
03/02/2025	242911	KS	D	392.2SLL		0	No	
02/18/2025	242911	KS	-	-		-	-	-
09/19/2024	242911	KS	1	393.203E - Cab front bumper missing/ unsecured/protruding		2	No	
06/30/2024	242911	KS	-	-		-	-	-
DOT No: 53226				Docket No: MC121589		Name: N & W TRANSFER INC		Interstate: Yes





Date	Unit License	Unit Lic State	Violation Unit	Violation Description	Severity	OOS	Citation
02/20/2024	242911	KS	-	-	-	-	-
01/12/2024	242911	KS	-	-	-	-	-

<b>VIN: 1XKYD49X0NJ485583</b>		<b>Unit: Truck Tractor</b>			<b>Year: 2022</b>	<b>Make: KENWORTH</b>	
<b>Crash Report No.</b>	<b>DOT</b>	<b>Date</b>	<b>State</b>	<b>Fatalities</b>	<b>Injuries</b>	<b>Tow Away</b>	<b>Vehicles Involved</b>
PA400687300X	2148520	01/17/2024	PA	0	0	Yes	2
<b>DOT No: 4255291</b>		<b>Docket No: MC1650098</b>		<b>Name: RAJPUT CARRIERS LLC</b>		<b>Interstate: Yes</b>	
Date	Unit License	Unit Lic State	Violation Unit	Violation Description	Severity	OOS	Citation
04/25/2025	206423	KS	-	-	-	-	-
<b>DOT No: 4242239</b>		<b>Docket No:</b>		<b>Name: J 13 TRUCKING LLC</b>		<b>Interstate: No</b>	
Date	Unit License	Unit Lic State	Violation Unit	Violation Description	Severity	OOS	Citation
08/30/2024	206423	KS	D	392.2 - Operating a commercial motor vehicle not in accordance with the laws, ordinances, and regulations of the jurisdiction in which it is being operated - Unsafe Driving	0	No	
<b>DOT No: 2148520</b>		<b>Docket No: MC747193</b>		<b>Name: CITIZENS BAND LLC</b>		<b>Interstate: Yes</b>	
Date	Unit License	Unit Lic State	Violation Unit	Violation Description	Severity	OOS	Citation
09/21/2023	206423	KS	1	390.21TB	0	No	
<b>DOT No: 624654</b>		<b>Docket No: MC1598695</b>		<b>Name: LTA II MANUFACTURING LLC</b>		<b>Interstate: Yes</b>	
Date	Unit License	Unit Lic State	Violation Unit	Violation Description	Severity	OOS	Citation
07/27/2023	206423	KS	-	-	-	-	-
<b>DOT No: 2498839</b>		<b>Docket No: MC865905</b>		<b>Name: WOOF TRUCKING LLC</b>		<b>Interstate: Yes</b>	
Date	Unit License	Unit Lic State	Violation Unit	Violation Description	Severity	OOS	Citation
11/21/2021	206423	KS	-	-	-	-	-

<b>VIN: 3AKJHHDV5PSUD6779</b>		<b>Unit: Truck Tractor</b>			<b>Year: 2023</b>	<b>Make: FREIGHTLINER</b>	
<b>DOT No: 4255291</b>		<b>Docket No: MC1650098</b>		<b>Name: RAJPUT CARRIERS LLC</b>		<b>Interstate: Yes</b>	
Date	Unit License	Unit Lic State	Violation Unit	Violation Description	Severity	OOS	Citation
09/11/2024	3386353	IN	-	-	-	-	-
<b>DOT No: 21800</b>		<b>Docket No: MC115495</b>		<b>Name: UNITED PARCEL SERVICE INC</b>		<b>Interstate: Yes</b>	
Date	Unit License	Unit Lic State	Violation Unit	Violation Description	Severity	OOS	Citation
09/10/2023	3386353	IN	-	-	-	-	-
<b>DOT No: 2841522</b>		<b>Docket No: MC951704</b>		<b>Name: DRIVERDO LLC</b>		<b>Interstate: Yes</b>	
Date	Unit License	Unit Lic State	Violation Unit	Violation Description	Severity	OOS	Citation
02/08/2023		CA	-	-	-	-	-

### TRAILER Inspections Section

<b>VIN: 1XKYD49X7PJ268602</b>		<b>Unit: Truck Tractor</b>			<b>Year: 2023</b>	<b>Make: KENWORTH</b>	
<b>DOT No: 4255291</b>		<b>Docket No: MC1650098</b>		<b>Name: RAJPUT CARRIERS LLC</b>		<b>Interstate: Yes</b>	
Date	Unit License	Unit Lic State	Violation Unit	Violation Description	Severity	OOS	Citation
06/03/2025	251260	KS	-	-	-	-	-
06/02/2025	251260	KS	1	393.47E - Clamp/Roto-Chamber type brake(s) out of adjustment	4	No	
06/02/2025	251260	KS	1	393.53BB - AIR BRAKE - CMV MANUFACTURED ON OR AFTER 10/20/1994 HAS AN AUTOMATIC AIRBRAKE ADJUSTMENT SYSTEM THAT FAILS TO COMPENSATE FOR WEAR.	4	No	
<b>DOT No: 4076711</b>		<b>Docket No: MC1549950</b>		<b>Name: SHAH TRANS GROUP INC</b>		<b>Interstate: Yes</b>	



Date	Unit License	Unit Lic State	Violation Unit	Violation Description	Severity	OOS	Citation
01/18/2025	232665	KS	-	-	-	-	-
01/09/2025	251260	KS	-	-	-	-	-
DOT No: 2399662		Docket No: MC825275		Name: ALTEX LOGISTICS INC		Interstate: Yes	
Date	Unit License	Unit Lic State	Violation Unit	Violation Description	Severity	OOS	Citation
04/26/2024	232665	KS	1	393.9 - Inoperative required lamps	2	No	

VIN: 1XKYD49X7RJ345195		Unit: Truck Tractor		Year: 2024	Make: KENWORTH		
DOT No: 4255291		Docket No: MC1650098		Name: RAJPUT CARRIERS LLC		Interstate: Yes	
Date	Unit License	Unit Lic State	Violation Unit	Violation Description	Severity	OOS	Citation
06/01/2025	242911	KS	D	395.24DELDPT - HOS (ELD) - On request by an authorized safety official, a driver must produce and transfer from an ELD the driver's hours-of-service records in accordance with the instruction sheet provided by the motor carrier.	3	No	
DOT No: 4355291		Docket No:		Name: RUSTIC ARTIFACTS LTD		Interstate: Yes	
Date	Unit License	Unit Lic State	Violation Unit	Violation Description	Severity	OOS	Citation
05/02/2025	242911	KS	-	-	-	-	-
DOT No: 4255291		Docket No: MC1650098		Name: RAJPUT CARRIERS LLC		Interstate: Yes	
Date	Unit License	Unit Lic State	Violation Unit	Violation Description	Severity	OOS	Citation
04/30/2025	242911	KS	1	390.21TB2DOT	0	No	
DOT No: 4076711		Docket No: MC1549950		Name: SHAH TRANS GROUP INC		Interstate: Yes	
Date	Unit License	Unit Lic State	Violation Unit	Violation Description	Severity	OOS	Citation
03/02/2025	242911	KS	D	392.2SLL	0	No	
02/18/2025	242911	KS	-	-	-	-	-
09/19/2024	242911	KS	1	393.203E - Cab front bumper missing/ unsecured/protruding	2	No	
06/30/2024	242911	KS	-	-	-	-	-
DOT No: 53226		Docket No: MC121589		Name: N & W TRANSFER INC		Interstate: Yes	
Date	Unit License	Unit Lic State	Violation Unit	Violation Description	Severity	OOS	Citation
02/20/2024	242911	KS	-	-	-	-	-
01/12/2024	242911	KS	-	-	-	-	-

VIN: 1XKYD49X0NJ485583			Unit: Truck Tractor		Year: 2022	Make: KENWORTH		
Crash Report No.		DOT	Date	State	Fatalities	Injuries	Tow Away	Vehicles Involved
PA400687300X		2148520	01/17/2024	PA	0	0	Yes	2
DOT No: 4255291		Docket No: MC1650098		Name: RAJPUT CARRIERS LLC			Interstate: Yes	
Date	Unit License	Unit Lic State	Violation Unit	Violation Description		Severity	OOS	Citation
04/25/2025	206423	KS	-	-		-	-	-
DOT No: 4242239		Docket No:		Name: J 13 TRUCKING LLC			Interstate: No	
Date	Unit License	Unit Lic State	Violation Unit	Violation Description		Severity	OOS	Citation
08/30/2024	206423	KS	D	392.2 - Operating a commercial motor vehicle not in accordance with the laws, ordinances, and regulations of the jurisdiction in which it is being operated - Unsafe Driving		0	No	
DOT No: 2148520		Docket No: MC747193		Name: CITIZENS BAND LLC			Interstate: Yes	
Date	Unit License	Unit Lic State	Violation Unit	Violation Description		Severity	OOS	Citation
09/21/2023	206423	KS	1	390.21TB		0	No	
DOT No: 624654		Docket No: MC1598695		Name: LTA II MANUFACTURING LLC			Interstate: Yes	
Date	Unit License	Unit Lic State	Violation Unit	Violation Description		Severity	OOS	Citation
07/27/2023	206423	KS	-	-		-	-	-
DOT No: 2498839		Docket No: MC865905		Name: WOOF TRUCKING LLC			Interstate: Yes	
Date	Unit License	Unit Lic State	Violation Unit	Violation Description		Severity	OOS	Citation
11/21/2021	206423	KS	-	-		-	-	-



VIN: 3AKJHHDV5PSUD6779				Unit: Truck Tractor	Year: 2023	Make: FREIGHTLINER		
DOT No: 4255291		Docket No: MC1650098		Name: RAJPUT CARRIERS LLC			Interstate: Yes	
Date	Unit License	Unit Lic State	Violation Unit	Violation Description		Severity	OOS	Citation
09/11/2024	3386353	IN	-	-		-	-	-
DOT No: 21800				Docket No: MC115495	Name: UNITED PARCEL SERVICE INC	Interstate: Yes		
Date	Unit License	Unit Lic State	Violation Unit	Violation Description		Severity	OOS	Citation
09/10/2023	3386353	IN	-	-		-	-	-
DOT No: 2841522				Docket No: MC951704	Name: DRIVERDO LLC	Interstate: Yes		
Date	Unit License	Unit Lic State	Violation Unit	Violation Description		Severity	OOS	Citation
02/08/2023		CA	-	-		-	-	-

Inspection Summary By Month (based on inspections from the last 4 years) ToC						
Year-Month	Number of Inspections	Number of Power Units	Total Violations	Total OOS Inspections	Total Severity Points	Number of Crashes
2025-06	3	3	4	0	15	0
2025-04	2	2	1	0	0	0
2024-09	1	1	5	0	17	1
Note: The most recent month's counts may not include all the inspections for that month.						

VIN Inspection Violation Details ToC									
# of VINs: 6 # of Insp: 7 Severity Weight: 64 Avg. Weight/VIN: 9.1 (based on inspections in the last 4 years, showing top 50 VINs inspected most recently)									
VIN 1GRAA0622JK284995		# of Inspections: 1		Total Severity: 12		Percentage of Total: 18.75%		Avg. Weight Per Inspection: 12.0	
Inspection Date	Inspection ID	Inspection State	Location Description	Total Severity	# of Violations	Shipper Name	Inspection Level	Post Accident	Out of Service
06/02/2025	84868698	UT	WENDOVER UT	12	3	AMAZON	1	No	No
BASIC		Unit Type		Severity		Description		Out of Service	
Vehicle Maintenance		Semi Trailer		4		393.45B2BAIR: AIR BRAKE - HOSE/TUBING DAMAGED OR NOT SECURED.		No	
Vehicle Maintenance		Semi Trailer		4		393.47E: Clamp/Roto-Chamber type brake(s) out of adjustment		No	
Vehicle Maintenance		Semi Trailer		4		393.53BB: AIR BRAKE - CMV MANUFACTURED ON OR AFTER 10/20/199		No	
VIN 1XKYD49X7PJ268602		# of Inspections: 1		Total Severity: 12		Percentage of Total: 18.75%		Avg. Weight Per Inspection: 12.0	
Inspection Date	Inspection ID	Inspection State	Location Description	Total Severity	# of Violations	Shipper Name	Inspection Level	Post Accident	Out of Service
06/02/2025	84868698	UT	WENDOVER UT	12	3	AMAZON	1	No	No
BASIC		Unit Type		Severity		Description		Out of Service	
Vehicle Maintenance		Truck Tractor		4		393.45B2BAIR: AIR BRAKE - HOSE/TUBING DAMAGED OR NOT SECURED.		No	
Vehicle Maintenance		Truck Tractor		4		393.47E: Clamp/Roto-Chamber type brake(s) out of adjustment		No	
Vehicle Maintenance		Truck Tractor		4		393.53BB: AIR BRAKE - CMV MANUFACTURED ON OR AFTER 10/20/199		No	
VIN 1DW1A5325RSB65245		# of Inspections: 1		Total Severity: 3		Percentage of Total: 4.69%		Avg. Weight Per Inspection: 3.0	
Inspection Date	Inspection ID	Inspection State	Location Description	Total Severity	# of Violations	Shipper Name	Inspection Level	Post Accident	Out of Service
06/01/2025	84856387	CA	CHOWCHILLA RIVER IF	3	1	AMAZON	2	No	No
BASIC		Unit Type		Severity		Description		Out of Service	
Hours-Of-Servce Compliance		Semi Trailer		3		395.24DELDPT: HOS (ELD) - On request by an authorized safety off		No	
VIN 1XKYD49X7RJ345195		# of Inspections: 2		Total Severity: 3		Percentage of Total: 4.69%		Avg. Weight Per Inspection: 1.5	
Inspection Date	Inspection ID	Inspection State	Location Description	Total Severity	# of Violations	Shipper Name	Inspection Level	Post Accident	Out of Service
06/01/2025	84856387	CA	CHOWCHILLA RIVER IF	3	1	AMAZON	2	No	No
BASIC		Unit Type		Severity		Description		Out of Service	
Hours-Of-Servce Compliance		Truck Tractor		3		395.24DELDPT: HOS (ELD) - On request by an authorized safety off		No	



Inspection Date	Inspection ID	Inspection State	Location Description	Total Severity	# of Violations	Shipper Name	Inspection Level	Post Accident	Out of Service
04/30/2025	84551611	AR	WEST MEMPHIS AR	0	1	AMAZON	2	No	No
BASIC		Unit Type		Severity		Description		Out of Service	
		Truck Tractor		0		390.21TB2DOT		No	
VIN 1JJV532B5HL961119		# of Inspections: 1		Total Severity: 17		Percentage of Total: 26.56%		Avg. Weight Per Inspection: 17.0	
Inspection Date	Inspection ID	Inspection State	Location Description	Total Severity	# of Violations	Shipper Name	Inspection Level	Post Accident	Out of Service
09/11/2024	82966708	PA	ON PA283 W AT ITS INTERSECTION	17	4	MJB SALES	1	Yes	No
BASIC		Unit Type		Severity		Description		Out of Service	
Vehicle Maintenance		Semi Trailer		7		393.207A:Axle positioning parts defective/missing		Yes	
Vehicle Maintenance		Semi Trailer		4		393.48A:Inoperative/defective brakes		Yes	
Vehicle Maintenance		Semi Trailer		4		396.17C:Operating a CMV without proof of a periodic inspec		No	
Vehicle Maintenance		Semi Trailer		2		393.205A:Wheel/rim cracked or broken		No	
VIN 3AKJHHDV5PSUD6779		# of Inspections: 1		Total Severity: 17		Percentage of Total: 26.56%		Avg. Weight Per Inspection: 17.0	
Inspection Date	Inspection ID	Inspection State	Location Description	Total Severity	# of Violations	Shipper Name	Inspection Level	Post Accident	Out of Service
09/11/2024	82966708	PA	ON PA283 W AT ITS INTERSECTION	17	4	MJB SALES	1	Yes	No
BASIC		Unit Type		Severity		Description		Out of Service	
Vehicle Maintenance		Truck Tractor		7		393.207A:Axle positioning parts defective/missing		Yes	
Vehicle Maintenance		Truck Tractor		4		393.48A:Inoperative/defective brakes		Yes	
Vehicle Maintenance		Truck Tractor		4		396.17C:Operating a CMV without proof of a periodic inspec		No	
Vehicle Maintenance		Truck Tractor		2		393.205A:Wheel/rim cracked or broken		No	

Inspection History ToC						
Inspection Date	Report Number	Report State	PU VIN	TR VIN	Severity Weight	Time Weight
06/03/2025	2438P4AHKG	NM	1XKYD49X7PJ268602 - Truck Tractor	3H3V532CXHT696805 - Semi Trailer		3
06/02/2025	25MU000067	UT	1XKYD49X7PJ268602 - Truck Tractor	1GRAA0622JK284995 - Semi Trailer		3
Power Unit Violation - Vehicle Maintenance Violation: 393.47E - Clamp/Roto-Chamber type brake(s) out of adjustment					4	
Trailer Violation - Vehicle Maintenance Violation: 393.45B2BAIR - AIR BRAKE - HOSE/TUBING DAMAGED OR NOT SECURED.					4	
Power Unit Violation - Vehicle Maintenance Violation: 393.53BB - AIR BRAKE - CMV MANUFACTURED ON OR AFTER 10/20/1994 HAS AN AUTOMATIC AIRBRAKE ADJUSTMENT SYSTEM THAT FAILS TO COMPENSATE FOR WEAR.					4	
06/01/2025	UEO4000202	CA	1XKYD49X7RJ345195 - Truck Tractor	1DW1A5325RSB65245 - Semi Trailer		3
Power Unit Violation - Hours-Of-Service (HOS) Compliance Violation: 395.24DELDPT - HOS (ELD) - On request by an authorized safety official, a driver must produce and transfer from an ELD the driver's hours-of-service records in accordance with the instruction sheet provided by the motor carrier.					3	
04/30/2025	8160000315	AR	1XKYD49X7RJ345195 - Truck Tractor	1DW1A5329NBA85666 - Semi Trailer		3
Power Unit Violation - State/Local Laws Violation: 390.21TB2DOT					0	
04/25/2025	AP40680403	OR	1XKYD49X0NJ485583 - Truck Tractor	1JJV532D2KL148118 - Semi Trailer		3
09/11/2024	XL00069357	PA	3AKJHHDV5PSUD6779 - Truck Tractor	1JJV532B5HL961119 - Semi Trailer		2
Trailer Violation - OOS Vehicle Maintenance Violation: 393.207A - Axle positioning parts defective/missing					7	
Trailer Violation - Vehicle Maintenance Violation: 396.17C - Operating a CMV without proof of a periodic inspection					4	
Trailer Violation - Vehicle Maintenance Violation: 393.205A - Wheel/rim cracked or broken					2	
Trailer Violation - OOS Vehicle Maintenance Violation: 393.48A - Inoperative/defective brakes					4	
Only the first 20 inspections are shown. See the live report for more data.						

Crash Hot Spots ToC					
State	Level 1 (lowest crash frequency)	Level 2	Level 3	Level 4	Level 5 (highest crash frequency)
Oregon	0	0	0	0	1
Pennsylvania	0	0	1	0	0
Total	0	0	1	0	1



Company Level: 4

**Equipment and Driver Details ToC**

	Equipment (Owned/Leased/Trip)			Driver Details		
MCS-150 Date	Tractors	Straight Trucks	Trailers	CDL's	Interstate	Intrastate
06/17/2024	1/0/0	0/0/0	1/0/0	1	2	2

**Chameleon Type 1 - Chameleon issues highlighted in RED ToC**

DOT	Legal Name	MCS-150 Date	Physical Address	Mailing Address	Company Rep 1	Company Rep 2	Phone	Fax	Cell Phone	Email
4360623	NORTHSTAR FREIGHT SOLUTIONS LLC	02/11/2025	2887 KRONE WAY, ANTELOPE, CA, 95843	2887 KRONE WAY, ANTELOPE, CA, 95843-4082	RANA HUSSNAIN MASOOD		(916)-474-1265			NORTHSTARFR EIGHTSOLUTIO NS1@GMAIL.CO M

**Chameleon Type 2 ToC**

VIN	Unit Type	Inspection Date	DOT No	Company Name	City	State
-----	-----------	-----------------	--------	--------------	------	-------