



Table of Contents

1. Overview	2. BASIC Scores History
3. BASIC Measures	4. KPI: BASIC Measures by Cargo Group
5. Estimated ISS Score	6. Investigation Results
7. Penalties History	8. Acute Critical Violations
9. Red Flag Violation Details	10. DOT Registration Information
11. DOT MCS-150 History	12. Crash Summary
13. Inspection Summary	14. KPI: Inspection Viol OOS Rates by Cargo Group
15. FHWA Registration Information	16. FHWA Insurance Information
17. FHWA Authorities	18. Severe Violations
19. Violation Report	20. Violation Summary
21. Violation Enforcement Chronology	22. Inspection Violations & OOS Counts
23. Radius Of Operation	24. Inspection & Crash Locations
25. Cargo Hot Spots	26. Inspection Violations & OOS Chronology
27. Percent of Insp & Crash by State	28. VIN Insp Summary by State
29. Violations By Unit Type	30. Equipment Ownership
31. Equipment Details	32. Vehicle Age
33. States of Power Unit Registrations	34. Equipment Acquisitions
35. Driver Details	36. Shared VIN Summary
37. Shipper Table	38. Safety Summary
39. Safety Details	40. Crash Detail Color Coded
41. Inspections with Shared Equipment	42. Inspection Tabular Details
43. Inspection Summary By Month	44. VIN Inspection Violation Details
45. Inspection History	46. Crash Hot Spots
47. DOT MCS-150 History Equipment and Driver Details	48. Chameleon



Business Address

1615 BAY DR
YUBA CITY, CA
95993

Contact Info

(530)-649-0387
GILLGURARPPAN53@GMAIL.COM

FHWA Address

1615 BAY DR
YUBA CITY, CA, 95993
Phone: (530)-649-0387

Mailing Address

PO BOX 1652
YUBA CITY, CA
95992-1652

Overview ToC

Operating Status: AUTHORIZED FOR Property
2 other companies viewed this DOT in the past two months
Crash/PU ratio: 50.0%
Clean Inspection ratio: 71.43%

Estimated BASIC Scores (as of 7/25/2025)

	Unsafe Driving	Hours of Service	Driver Fitness	Controlled Sub. and Alcohol	Vehicle Maintenance	HM Compliance	Crash
Relative Scores	0% ○	0% ⬇	0% ○	0% ○	0% ⬇	0% ○	91% ⊖
Alert Status	No	No	No	No	No	No	ALERT (3)



Estimated Inspection Selection System (ISS) Score: 50
Category: Optional Inspect

BASIC Scores History - Unsafe Driving ToC

There are no Scores for this BASIC

BASIC Scores History - Hours of Service ToC

There are no Scores for this BASIC

BASIC Scores History - Driver Fitness ToC

There are no Scores for this BASIC

BASIC Scores History - Controlled Substance ToC

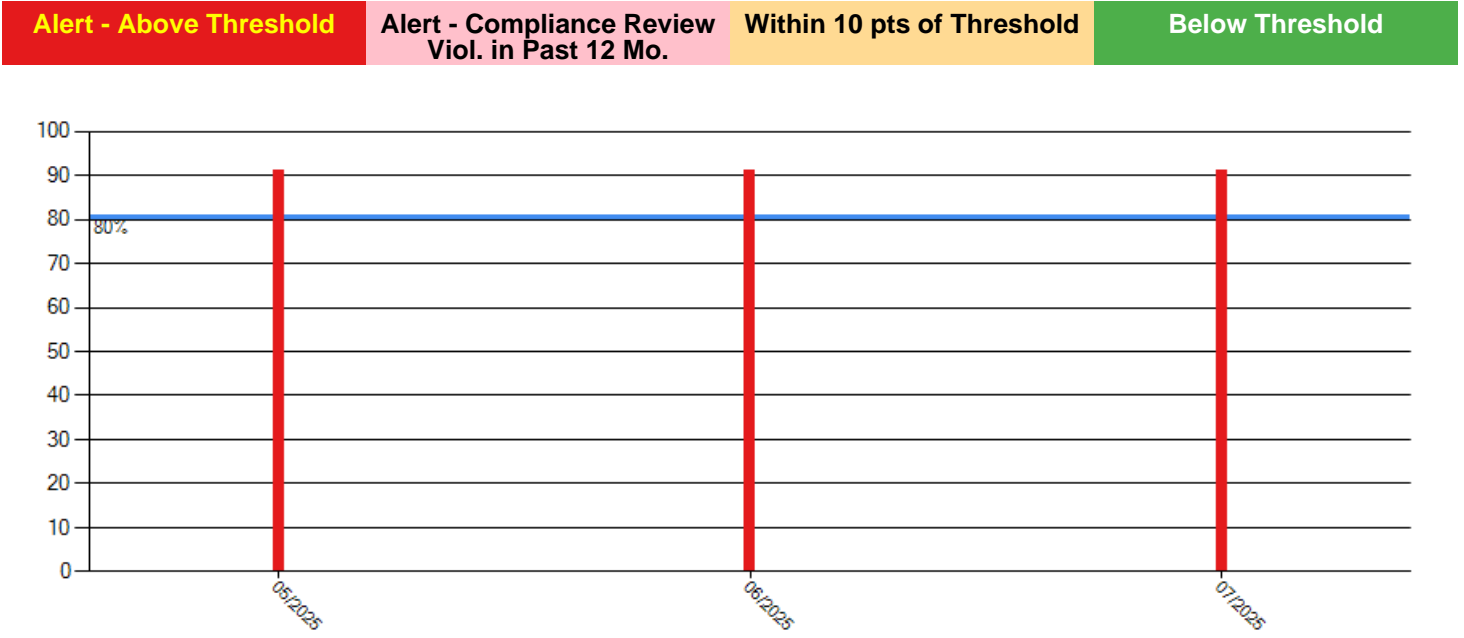
There are no Scores for this BASIC



BASIC Scores History - Vehicle Maintenance ToC

There are no Scores for this BASIC

BASIC Scores History - Crash ToC

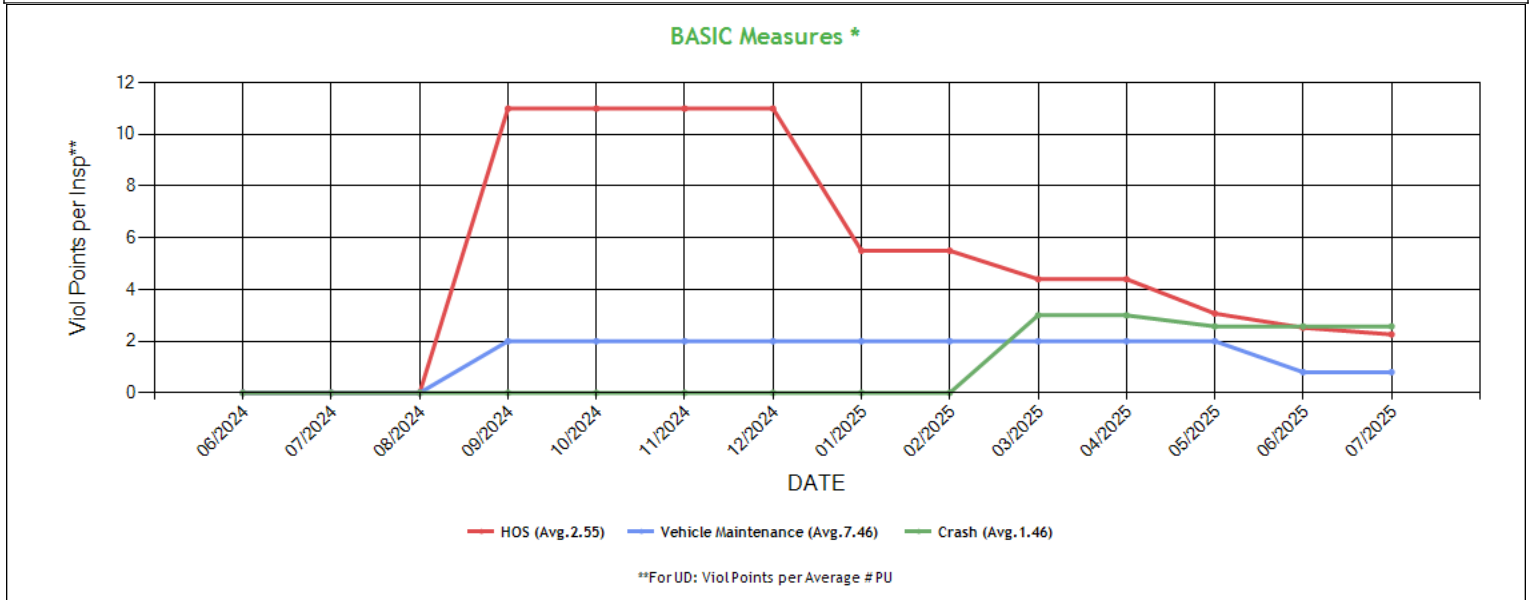


BASIC Scores History - Hazmat ToC

There are no Scores for this BASIC



BASIC Measures: Violation Points per Inspection Trends ToC



* BASIC Measures are the absolute SMS scores that are compared within each Safety Event Group to determine the BASIC Score percentiles. Averages based on fleets with 1-5 power units.

BASIC Measures * - Table ToC

UD-Unsafe Driving, HOS-Hours of Service, DF-Driver Fitness, CS-Controlled Substances, VM-Vehicle Maintenance															
Date	UD Measure	UD AC	UD with Viol	HOS Measure	HOS AC	HOS with Viol	DF Measure	DF AC	DF with Viol	CS Measure	CS AC	CS with Viol	VM Measure	VM AC	VM with Viol
07/2025	0.00	N	0	2.26	N	2	0.00	N	0	0.00	N	0	0.80	N	1
06/2025	0.00	N	0	2.52	N	2	0.00	N	0	0.00	N	0	0.80	N	1
05/2025	0.00	N	0	3.07	N	2	0.00	N	0	0.00	N	0	2.00	N	1
04/2025	0.00	N	0	4.40	N	1	0.00	N	0	0.00	N	0	2.00	N	1
03/2025	0.00	N	0	4.40	N	1	0.00	N	0	0.00	N	0	2.00	N	1
02/2025	0.00	N	0	5.50	N	1	0.00	N	0	0.00	N	0	2.00	N	1
01/2025	0.00	N	0	5.50	N	1	0.00	N	0	0.00	N	0	2.00	N	1
12/2024	0.00	N	0	11.00	N	1	0.00	N	0	0.00	N	0	2.00	N	1
11/2024	0.00	N	0	11.00	N	1	0.00	N	0	0.00	N	0	2.00	N	1
10/2024	0.00	N	0	11.00	N	1	0.00	N	0	0.00	N	0	2.00	N	1
09/2024	0.00	N	0	11.00	N	1	0.00	N	0	0.00	N	0	2.00	N	1
08/2024	0.00	N	0	0.00	N	0	0.00	N	0	0.00	N	0	0.00	N	0
07/2024	0.00	N	0	0.00	N	0	0.00	N	0	0.00	N	0	0.00	N	0
06/2024	0.00	N	0	0.00	N	0	0.00	N	0	0.00	N	0	0.00	N	0

* BASIC Measures are the absolute SMS scores that are compared within each Safety Event Group to determine the BASIC Score percentiles.

KPI: BASIC Measures by Fleet Size and Cargo Group ToC

Fleet Size: 1-5 PUs														
	Unsafe Driving		Hours of Service		Driver Fitness		Controlled Substance		Vehicle Maintenance		HM Compliance		Crash	
Cargo Group (Companies)	Avg.	Comp. to Avg.	Avg.	Comp. to Avg.	Avg.	Comp. to Avg.	Avg.	Comp. to Avg.	Avg.	Comp. to Avg.	Avg.	Comp. to Avg.	Avg.	Comp. to Avg.
Bulk Goods (249395)	0.75	Better	0.20	Worse	0.13	Better	0.01	Better	1.67	Better	0.01	Better	0.06	Worse
General Freight (489170)	0.79	Better	0.21	Worse	0.20	Better	0.01	Better	1.87	Better	0.01	Better	0.06	Worse
G AND A HAUILLERS INC	0.00		2.26		0.00		0.00		0.80		0.00		2.57	



Estimated ISS Score: 50 [Optional Inspect](#) [ToC](#) [About the Inspection Selection System](#)

Estimated ISS Score History - Table [ToC](#)

Date	Estimated ISS Score	Recommendation	Algorithm
07/25/2025	50	Optional Inspect	Safety Algorithm
06/30/2025	51	Optional Inspect	Safety Algorithm
05/31/2025	51	Optional Inspect	Safety Algorithm
04/25/2025	74	Optional Inspect	Insufficient Data Algorithm
03/28/2025	74	Optional Inspect	Insufficient Data Algorithm
02/28/2025	74	Optional Inspect	Insufficient Data Algorithm
01/31/2025	74	Optional Inspect	Insufficient Data Algorithm
12/27/2024	65	Optional Inspect	Insufficient Data Algorithm
11/29/2024	65	Optional Inspect	Insufficient Data Algorithm
10/25/2024	67	Optional Inspect	Insufficient Data Algorithm
09/27/2024	65	Optional Inspect	Insufficient Data Algorithm
08/30/2024	63	Optional Inspect	Insufficient Data Algorithm
07/26/2024	63	Optional Inspect	Insufficient Data Algorithm
06/28/2024	63	Optional Inspect	Insufficient Data Algorithm

Investigation Results [ToC](#)

No Investigations reported on FMCSA website

Penalties History [ToC](#)

There is a problem with the Penalties data on FMCSA website.

Acute Critical Violations (Based on Investigations as per CSA Methodology Appendix A) [ToC](#)

No Data

No red flag violations in the last 24 months

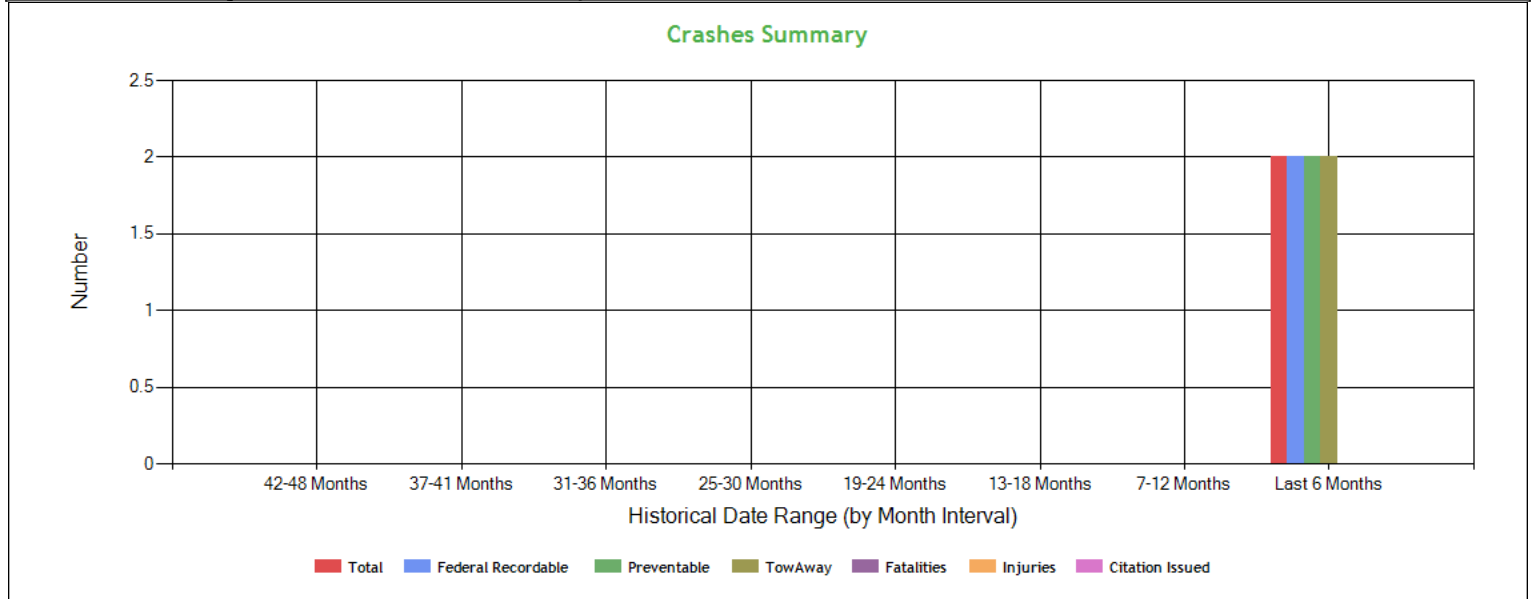
DOT Registration Information: The following information on this specific DOT # is from the Federal DOT (as of Operating Authority

DOT Registration: 06/26/2024		Total Power Units: 4		Total Trucks: 4		Total Trailers: 4		Total Passenger Vehicles: 0	
Status	Entity Type	Organization Type	Nation		Total Cars		Drivers / CDL Drivers		
A	C	-	US		0		5* / 5		
MCS-150 Date	Op Codes	Shipper Op Codes	Shipper HazMat Op Codes		Latest Review Type		Latest Review Document Number(Date)		
05/31/2025	A						()		
MCS-150 Mileage (Year)	Record Update Date	Transports Hazmats	DOT Census Date		Recordable Accident Rate		Preventable Accident Rate		
92,000 (2024)	05/31/2025	N	06/26/2024		21.73%		0%		
MCS-151 Mileage	Safety Rating (Date)	SEA Accident	SEA Driver		SEA Vehicle		SEA Management		
92000	None (None)	0%	0%		0%		0%		
Classification Codes		Cargo Carried (per MCS-150)							
Authorized-For-Hire		General Freight, Fresh Produce							



DOT MCS-150 History ToC			(as of 06/04/2025 DOT census)						
Census Date	MCS-150 Date	MCS-150 Mileage	VMT Year	Power Units	Drivers	Trailers	Company Rep1	Company Rep2	Email
6/4/2025	5/31/2025	92000	2024	5	5	-	GURARPPAN SINGH GILL		GILLGURARPPAN53@GMAIL.COM

Crash Summary Chart **ToC**Crashes Summary - Chart (based on all available crash data)



Crashes Summary - Table (based on all available crash data) **ToC**

	TOTAL	Last 6 months	7-12 months	13-18 months	19-24 months	25-30 months	30-36 months	37-41 months	42-48 months	Over 49 months
Total Reportable	2	2	0	0	0	0	0	0	0	0
Fatalities	0	0	0	0	0	0	0	0	0	0
Injuries	0	0	0	0	0	0	0	0	0	0
Tow Away	2	2	0	0	0	0	0	0	0	0
With Citations	0	0	0	0	0	0	0	0	0	0
Federal Recordable	2	2	0	0	0	0	0	0	0	0
Preventable	2	2	0	0	0	0	0	0	0	0
Crash per Pwr Unit	-	50.0%	0.0%	0.0%	0.0%	0.0%	0.0%	0.0%	0.0%	-

Inspection Summary **ToC**

The following inspection information is based on results for 24 months prior to: 08/05/2025. Please note that the total inspections number is not necessarily the total of the vehicle, driver and hazmat inspections, as one inspection may have included any combination of the below inspections.

Overall	Vehicle	Driver	Hazmat
(Please note that the total inspections number is not necessarily the total of the vehicle, driver and hazmat inspections, as one inspection may have included any combination of the below inspections) Total Inspections: 7 Total Out of Service: 2 Out of Service: 28.57% National Average: 21.03% Difference: 7.54%	Total Inspections: 2 Total Out of Service: 0 Out of Service: 0.00% National Average: 25.26% Difference: -25.26%	Total Inspections: 7 Total Out of Service: 2 Out of Service: 28.57% National Average: 6.67% Difference: 21.9%	Total Inspections: 0 Total Out of Service: 0 Out of Service: 0.00% National Average: 2.41% Difference: -2.41%



KPI: Inspection Viol OOS Rates by Cargo Group ToC

Cargo Group	OVERALL		VEHICLE		DRIVER		HAZMAT	
	Average	Compared to Average	Average	Compared to Average	Average	Compared to Average	Average	Compared to Average
Bulk Goods	24.24%	Worse	22.54%	Better	9.12%	Worse	0.12%	Better
General Freight	29.02%	Better	25.21%	Better	12.90%	Worse	0.16%	Better
G AND A HAULERS INC	28.57%		0%		28.57%		0%	

FHWA Registration Information: The following data on this Motor Carrier is from the Federal Hwy Administration (as of 7/31/2025)

Docket Number	DOT Number	Company Name	DBA Name	Address	City	State	Country	ZIP Code
MC1652603	4259930	G AND A HAULERS INC		1615 BAY DR	YUBA CITY	CA	US	95993
Phone Number	Fax Number	Mail Address	Mail City	Mail State	Mail Contry	Mail ZIP Code	Mail Phone Number	Mail Fax Number
(530)-649-0387		PO BOX 1652	YUBA CITY	CA	US	95992-1652		
Date of Last Change	Freight	Passenger	Household Goods	Active Authority	Pending Authority	Revocation Pending Authority		
7/31/2025	Y	N	N	/ Common /	/	/ Common /		

Insurance Required (as of 07/31/2025) ToC

Docket Number	Insurance Type	Insurance Required	Insurance on File
MC1652603	BIPD	\$750k	\$750k
MC1652603	Cargo	No	No
MC1652603	Bond	No	No

Active / Pending Insurance (as of 07/31/2025)

Docket Number	Form	Type	Insurance Carrier	Policy/Surety	Coverage From	Coverage To	Required	On File	Effective Date	Cancel Date
MC1652603	91X	BIPD/Primary	KNIGHT SPECIALTY INSURANCE COMPANY	TIECA003331-00	\$0k	\$750k	\$750k	\$750k	06/07/2025	08/26/2025

Insurance History (as of 07/31/2025)

Docket Number	Form	Type	Insurance Carrier	Policy/Surety	Coverage From	Coverage To	Effective Date From	Effective Date To
MC1652603	91X	BIPD/Primary	KNIGHT SPECIALTY INSURANCE COMPANY	TIECA003331-00	\$0k	\$750k	11/12/2024	07/03/2025 Cancelled
MC1652603	91X	BIPD/Primary	KNIGHT SPECIALTY INSURANCE COMPANY	TIECA003331-00	\$0k	\$750k	11/12/2024	06/07/2025 Replaced
MC1652603	91X	BIPD/Primary	KNIGHT SPECIALTY INSURANCE COMPANY	TIECA003331-00	\$0k	\$750k	09/26/2024	11/13/2024 Cancelled
MC1652603	91X	BIPD/Primary	KNIGHT SPECIALTY INSURANCE COMPANY	TIECA003331-00	\$0k	\$750k	08/26/2024	10/31/2024 Cancelled
MC1652603	91X	BIPD/Primary	KNIGHT SPECIALTY INSURANCE COMPANY	TIECA003331-00	\$0k	\$750k	08/26/2024	09/26/2024 Replaced



FHWA Authorities (as of 07/31/2025) ToC

Docket#	L&I Name	Active Authority	Inactive Authority	Pending Authority	Revocation Pending Authority	Freight	Passenger	Household Goods
MC1652603	G AND A HAULERS INC	Common /			Common /	Yes	No	No

Authority History (as of 07/31/2025)

Docket Number	Sub	Auth Type	Original Action	Disposition
MC1652603		COMMON	INVOLUNTARY REVOCATION 6/6/2025 12:00:00 AM	DISCONTINUED REVOCATION 6/10/2025 12:00:00 AM
MC1652603		COMMON	INVOLUNTARY REVOCATION 10/17/2024 12:00:00 AM	DISCONTINUED REVOCATION 11/14/2024 12:00:00 AM
MC1652603		COMMON	GRANTED 8/30/2024 12:00:00 AM	

Severe Violations (i.e. those with >= 8 points) - Chart ToC

No Data

Severe Violations (i.e. those with >= 8 points) - Table

No Data

Violation Report ToC

Inspection Date	Inspection State	BASIC	Violation Description	OOS	VIN	Severity Points
04/29/2025	OR	Vehicle Maintenance	396.17CPI - OPERATING A CMV WITHOUT DOCUMENTATION OF A PERIODIC INSPECTION.	No	1GR1A0628LW204191	4
04/29/2025	OR	Vehicle Maintenance	396.17CPI - OPERATING A CMV WITHOUT DOCUMENTATION OF A PERIODIC INSPECTION.	No	3AKJHHDR8LSKW2580	4
04/29/2025	OR	Hours-Of-Service	395.8A1HOSP - HOS (PROPERTY) - FAILING TO HAVE A RECORD OF DUTY STATUS USING THE METHOD PRESCRIBED.	Yes	3AKJHHDR8LSKW2580	5
04/29/2025	ID	-	392.2SLLTL - State/Local Laws - Misc. traffic law violation	No	3AKJHHDR8LSKW2580	3
01/17/2025	OR	-	392.2SLL - State/Local Laws -	No	3AKJHHDR8LSKW2580	7
09/12/2024	WA	Hours-Of-Service	395.24 - HOS (ELD) - ELD FORM AND MANNER	No	3AKJHHDR8LSKW2580	1
09/12/2024	WA	Vehicle Maintenance	393.60C - Damaged or discolored windshield	No	3AKJHHDR8LSKW2580	1
09/12/2024	WA	Hours-Of-Service	395.22G - Portable ELD not mounted in a fixed position and visible to driver	No	3AKJHHDR8LSKW2580	1
09/12/2024	WA	Vehicle Maintenance	393.60D - Glazing permits less than 70 percent of light	No	3AKJHHDR8LSKW2580	1
09/12/2024	WA	Hours-Of-Service	395.8E1 - Making, or permitting a driver to make, a false report regarding duty status (critical)	Yes	3AKJHHDR8LSKW2580	2
09/12/2024	WA	-	376.11D1 - Lease or rental agreement not on board leased or rented CMV	No	3AKJHHDR8LSKW2580	0

No filters were applied when generating this report, see the live report for more options.

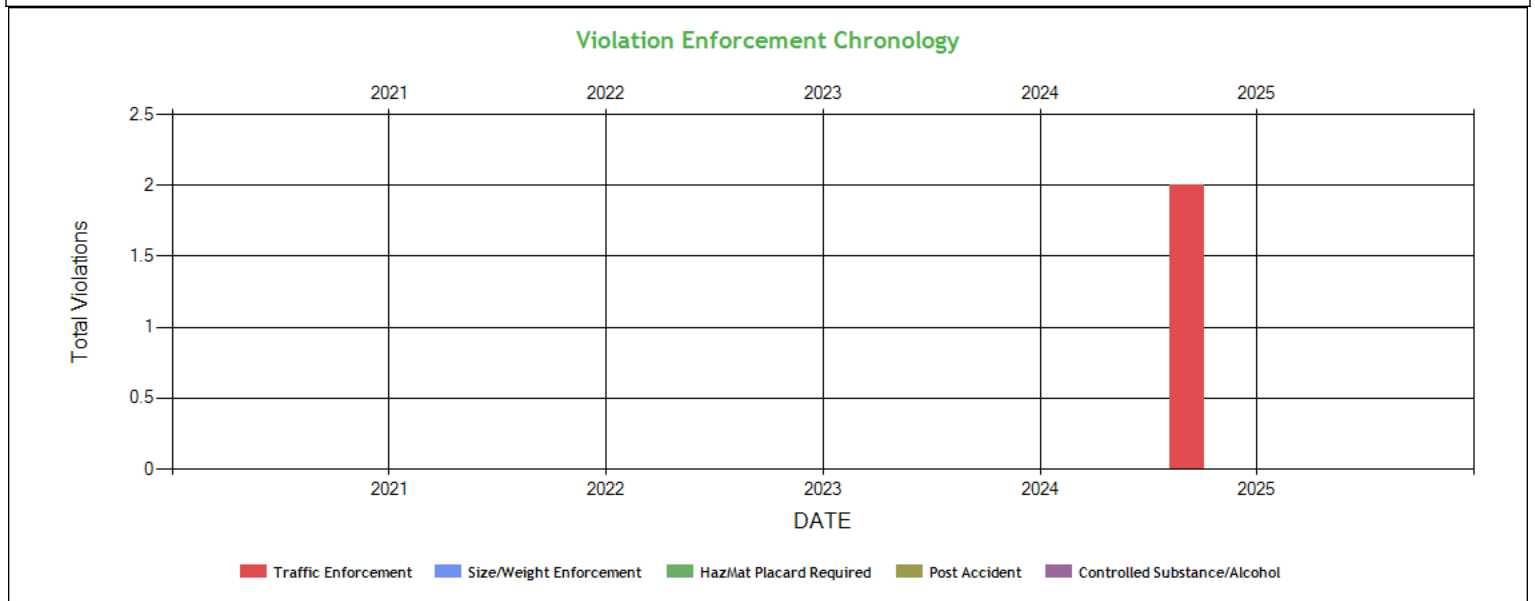


Violation Summary ToC

BASIC	Violation Group	Code	Description	# of Violations	# of OOS Violations	Severity Points
	ALL OTHER DRIVER VIOLATIONS	392.2SLL	State/Local Laws -	1	0	7
Hours-Of-Service (HOS) Compliance	Incomplete/Wrong Log	395.8A1HOSP	HOS (PROPERTY) - FAILING TO HAVE A RECORD OF DUTY STATUS USING THE METHOD PRESCRIBED.	1	1	5
Vehicle Maintenance	Inspection Reports	396.17CPI	OPERATING A CMV WITHOUT DOCUMENTATION OF A PERIODIC INSPECTION.	2	0	4
	TRAFFIC ENFORCEMENT	392.2SLLTL	State/Local Laws - Misc. traffic law violation	1	0	3
Hours-Of-Service (HOS) Compliance	Others	395.8E1	Making, or permitting a driver to make, a false report regarding duty status (critical)	1	1	2
Hours-Of-Service (HOS) Compliance		395.22G	Portable ELD not mounted in a fixed position and visible to driver	1	0	1
Vehicle Maintenance	Windshield/ Glass/ Markings	393.60D	Glazing permits less than 70 percent of light	1	0	1
Vehicle Maintenance	Windshield/ Glass/ Markings	393.60C	Damaged or discolored windshield	1	0	1
Hours-Of-Service (HOS) Compliance	Other Log/Form & Manner	395.24	HOS (ELD) - ELD FORM AND MANNER	1	0	1
	Not used in SMS Calculation	376.11D1	Lease or rental agreement not on board leased or rented CMV	1	0	0

No filters were applied when generating this report, see the live report for more options.

Violation Enforcement Chronology - Chart ToC

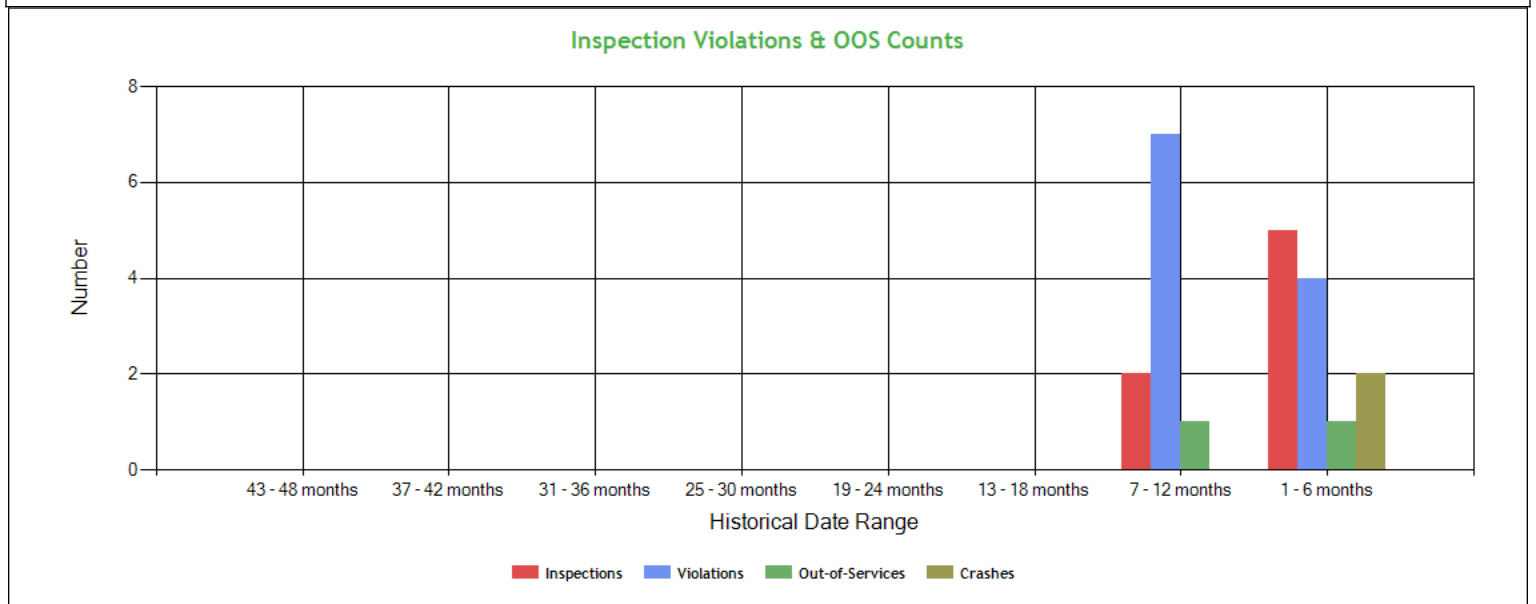




Violation Enforcement Chronology - Table ToC

	2021	2022	2023	2024	2025
Traffic Enforcement	0	0	0	0	2
Size/Weight Enforcement	0	0	0	0	0
HazMat Placard Required	0	0	0	0	0
Post Accident	0	0	0	0	0
Controlled Substance/Alcohol	0	0	0	0	0

Inspection Violations & OOS Counts - Chart ToC



Inspection Violations & OOS Counts - Table ToC

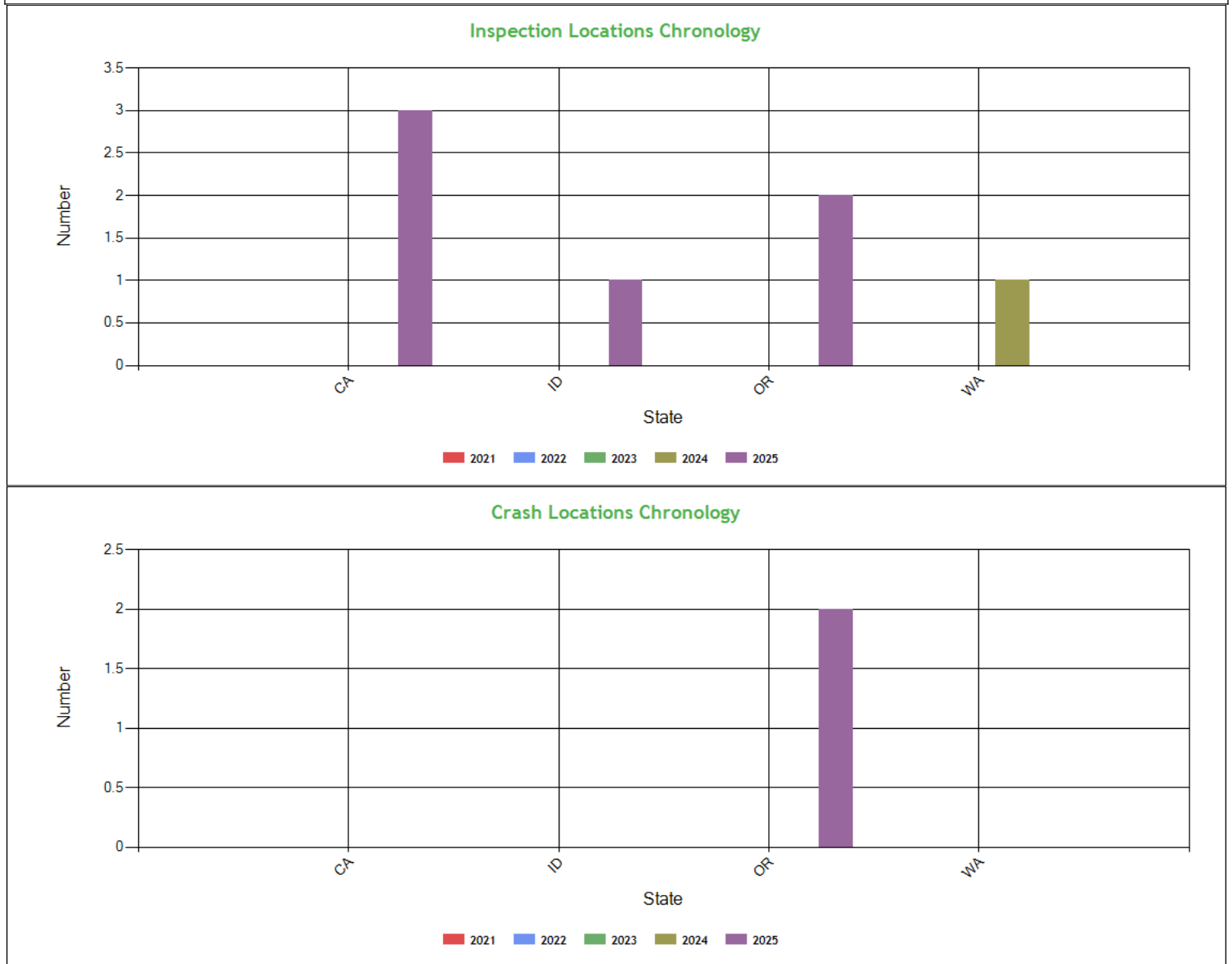
Date Range	Inspections	Violations	Out-of-Services	Crashes
TOTAL	7	11	2	2
1 - 6 months	5	4	1	2
7 - 12 months	2	7	1	0
13 - 18 months	0	0	0	0
19 - 24 months	0	0	0	0
25 - 30 months	0	0	0	0
31 - 36 months	0	0	0	0
37 - 42 months	0	0	0	0
43 - 48 months	0	0	0	0

Radius of Operation (based on Inspections and Crashes during the past 3 years) ToC

	Total	Drive between 0 and 50 miles radius	Drive between 51 and 200 miles radius	Drive between 201 and 300 miles radius	Drive between 301 and 400 miles radius	Drive between 401 and 500 miles radius	Drive between 501 and 600 miles radius	Drive beyond 600 miles radius
Power Units (i.e. unique VINs)	1	0	0	0	0	0	0	1
Percent	100%	0%	0%	0%	0%	0%	0%	100%



Inspection & Crash Locations - Chart ToC



Inspection & Crash Locations - Table ToC

State	Inspections					Violations					Out-of-Services					Crashes				
	2021	2022	2023	2024	2025	2021	2022	2023	2024	2025	2021	2022	2023	2024	2025	2021	2022	2023	2024	2025
TOTAL	0	0	0	1	6	0	0	0	6	5	0	0	0	1	1	0	0	0	0	2
CA	0	0	0	0	3	0	0	0	0	0	0	0	0	0	0	0	0	0	0	0
ID	0	0	0	0	1	0	0	0	0	1	0	0	0	0	0	0	0	0	0	0
OR	0	0	0	0	2	0	0	0	0	4	0	0	0	0	1	0	0	0	0	2
WA	0	0	0	1	0	0	0	0	6	0	0	0	0	1	0	0	0	0	0	0

Hot Spot Summary ToC



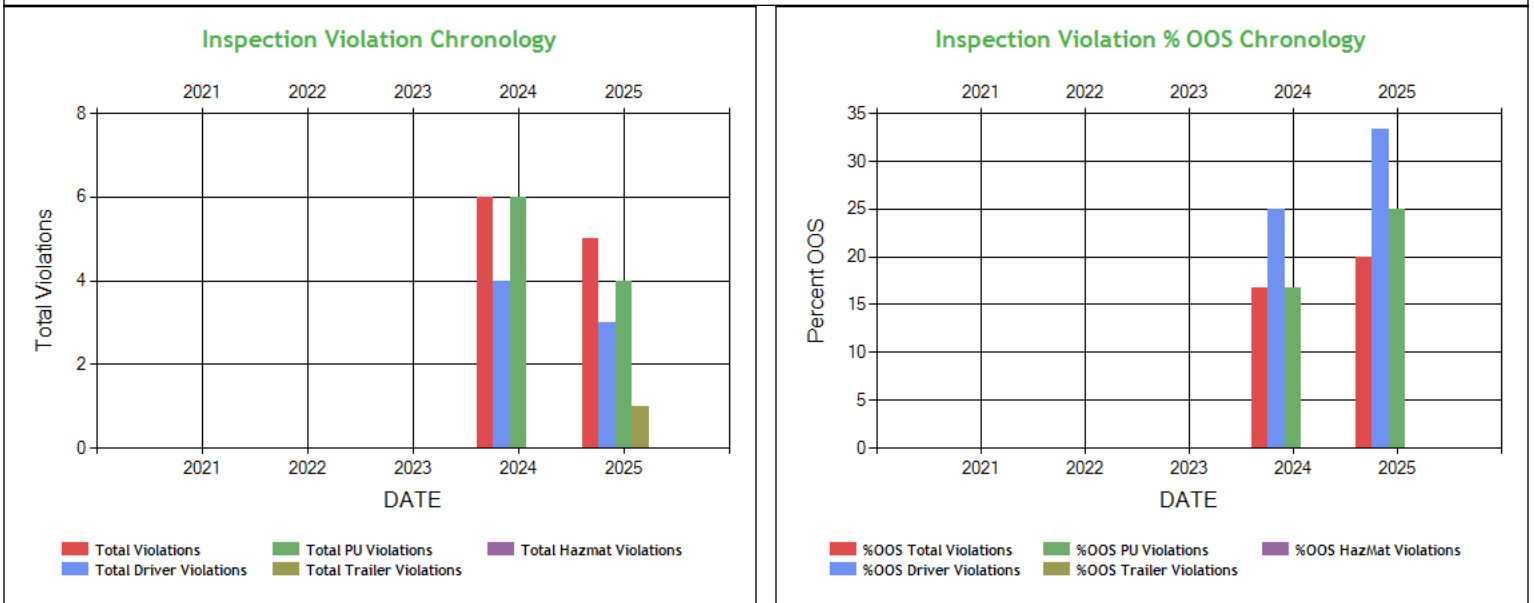
Year	Month	Level 5	Level 5 %	Level 4	Level 4 %	Level 3	Level 3 %	Level 2	Level 2 %	Level 1	Level 1 %	Level 0	Level 0 %	Levels 1 - 5	Levels 1 - 5 %
2025	July (Partial)	0	0.00%	0	0.00%	0	0.00%	1	14.29%	0	0.00%	0	0.00%	1	14.29%
2025	June	0	0.00%	0	0.00%	1	14.29%	0	0.00%	0	0.00%	0	0.00%	1	14.29%
2025	May	0	0.00%	0	0.00%	0	0.00%	1	14.29%	0	0.00%	0	0.00%	1	14.29%
2025	April	0	0.00%	0	0.00%	0	0.00%	0	0.00%	0	0.00%	2	28.57%	0	0.00%
2025	January	0	0.00%	0	0.00%	0	0.00%	0	0.00%	0	0.00%	1	14.29%	0	0.00%
2024	September	0	0.00%	0	0.00%	0	0.00%	0	0.00%	0	0.00%	1	14.29%	0	0.00%
Totals		0	0.00%	0	0.00%	1	14.29%	2	28.58%	0	0.00%	4	57.15%	3	42.87%

Hot Spot Analysis

State	County	Level	Count	Percentage
CA	Merced	3	1	14.29%
CA	Tehama	2	2	28.57%

Report generated using the last 12 full months of inspection data

Inspection Violation % OOS Chronology - Chart ToC

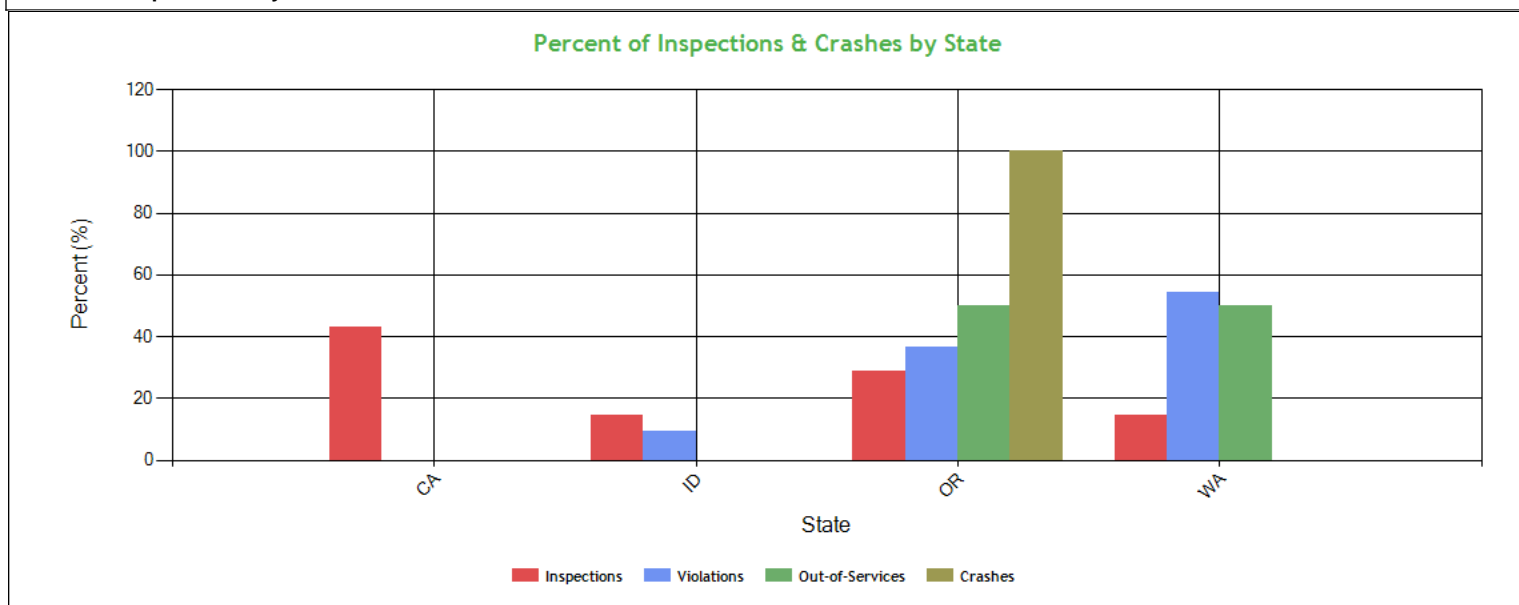


Inspection Violation % OOS Chronology - Table ToC

	2021	2022	2023	2024	2025
Total Violations	0	0	0	6	5
Total Out Of Services	0	0	0	1	1
%OOS Total Violations	0	0	0	16.67	20.0
Total Driver Violations	0	0	0	4	3
Total Driver Out Of Services	0	0	0	1	1
%OOS Driver Violations	0	0	0	25.00	33.33
Total PU Violations	0	0	0	6	4
Total PU Out Of Services	0	0	0	1	1
%OOS PU Violations	0	0	0	16.67	25.00
Total Trailer Violations	0	0	0	0	1
Total Trailer Out Of Services	0	0	0	0	0
%OOS Trailer Violations	0	0	0	0	0
Total Hazmat Violations	0	0	0	0	0
Total Hazmat Out Of Services	0	0	0	0	0
%OOS HazMat Violations	0	0	0	0	0



Percent of Insp & Crash by State - Chart ToC



Percent of Insp & Crash by State - Table (based on Inspection data from the last 4 years) ToC

State	Inspections		Violations		Out-of-Services		Crashes	
	Total	Percent	Total	Percent	Total	Percent	Total	Percent
	7	100	11	100	2	100	2	100
CA	3	42.9	0	0	0	0	0	0
ID	1	14.3	1	9.1	0	0	0	0
OR	2	28.6	4	36.4	1	50	2	100
WA	1	14.3	6	54.5	1	50	0	0

VIN Insp Summary by State (based on inspection from the last 2 years) ToC

VIN	Insp	Viol Pts	Counts in each State							
			CA		OR		ID		WA	
			Insp	Viol Pts	Insp	Viol Pts	Insp	Viol Pts	Insp	Viol Pts
TOTALS	29/ 104*	7/ 29**	3	0	2	20	1	3	1	6
3AKJHHR8LSKW2580	7	25	3	0	2	16	1	3	1	6
1GR1A0628LW204191	1	4	0	0	1	4	0	0	0	0
1JJV532D7NL357178	1	0	1	0	0	0	0	0	0	0
1UYVS2536N2564344	1	0	1	0	0	0	0	0	0	0
527SR5320PL029315	1	0	1	0	0	0	0	0	0	0

*<Total number of inspections for these 5 VIN(s)>/n<Total number of inspections for these 4 state(s)>

**<Total severity sum for these 5 VIN(s)>/n<Total severity sum for these 4 state(s)>

Violations By Unit Type ToC

of Violations: 9 Total Severity: 19 based on inspections in the last 2 years

Violation Unit: Driver	# of Violations: 5	Total Severity: 9	% of Total: 47.37%
Viol. Group: Incomplete/Wrong Log	# of Violations: 1	Total Severity: 5	% of Total: 26.32%



Violation	Number of Occurrences	Viol. Severity	Total Severity
395.8A1HOSP:HOS (PROPERTY) - FAILING TO HAVE A RECORD OF DUTY	1	5	5
Viol. Group: Others	# of Violations: 1	Total Severity: 2	% of Total: 10.53%
395.8E1:Making, or permitting a driver to make, a false re	1	2	2
Viol. Group: None	# of Violations: 1	Total Severity: 1	% of Total: 5.26%
395.22G:Portable ELD not mounted in a fixed position and v	1	1	1
Viol. Group: Other Log/Form & Manner	# of Violations: 1	Total Severity: 1	% of Total: 5.26%
395.24:HOS (ELD) - ELD FORM AND MANNER	1	1	1
Viol. Group: Not used in SMS Calculation	# of Violations: 1	Total Severity: 0	% of Total: 0%
376.11D1:Lease or rental agreement not on board leased or r	1	0	0
Violation Unit: Power Unit	# of Violations: 3	Total Severity: 6	% of Total: 31.58%
Viol. Group: Inspection Reports	# of Violations: 1	Total Severity: 4	% of Total: 21.05%
Violation	Number of Occurrences	Viol. Severity	Total Severity
396.17CPI:OPERATING A CMV WITHOUT DOCUMENTATION OF A PERIODI	1	4	4
Viol. Group: Windshield/ Glass/ Markings	# of Violations: 2	Total Severity: 2	% of Total: 10.53%
393.60C:Damaged or discolored windshield	1	1	1
393.60D:Glazing permits less than 70 percent of light	1	1	1
Violation Unit: Trailer	# of Violations: 1	Total Severity: 4	% of Total: 21.05%
Viol. Group: Inspection Reports	# of Violations: 1	Total Severity: 4	% of Total: 21.05%
Violation	Number of Occurrences	Viol. Severity	Total Severity
396.17CPI:OPERATING A CMV WITHOUT DOCUMENTATION OF A PERIODI	1	4	4

Equipment Ownership **ToC**Equipment Ownership (based on MCS-150 dated 5/31/2025)

	Trucks	Tractors	Trailers	Motor Coaches	Vans
Owned	0	2	2	0	0
Term Leased	0	2	2	0	0
Trip Leased	0	0	0	0	0
Total No.	0	4	4	0	0

Equipment Details Power Units **ToC**

VIN	Latest Insp Date	Year	Make	Model	Body Class	Body Type	Axles	Len	Fuel Type
3AKJHHR8LS KW2580	07/16/2025	2020	FREIGHTLINER	New Cascadia 126" Sleepercab	Truck-Tractor	-	-	-	Diesel

Equipment Details Trailers

VIN	Latest Insp Date	Year	Make	Model	Body Class	Body Type	Axles	Len	Fuel Type
1UYVS2536N25 64344	07/16/2025	2022	UTILITY	Utility Trailer Manufacturer	Trailer	Van Trailer	2	53	Not Applicable
1JJV532D7NL35 7178	06/12/2025	2022	WABASH NATIONAL	FRP Drop Frame	Trailer	Van Trailer	2	53	-
527SR5320PL0 29315	05/13/2025	2023	CIMC REEFER TRAILER INC	CIMC REEFER TRAILER,INC.	Trailer	Van Trailer	2	53	Not Applicable
1GR1A0628LW2 04191	04/29/2025	2020	GREAT DANE	Great Dane Trailers	-	-	2	53	-

Vehicle Age **ToC**

Year	# Power Units	PU Percentage	# Trailers	Trailres Percentage
2023	0	0.00%	1	25.00%
2022	0	0.00%	2	50.00%
2020	1	100.00%	1	25.00%

Based on 24 months of inspection data, see the live report for more options



States of Power Unit Registrations ToC				
State	CA	ID	OR	WA
Number of Power Units	1	1	1	1

Equipment Acquisitions - Table ToC							
	Power Units inspected for 1st time in past 12 months	Power Units inspected for 1st time in past 24 months	Power Units inspected during entire date range		Trailers inspected for 1st time in past 12 months	Trailers inspected for 1st time in past 24 months	Trailers inspected during entire date range
Unique VINs	1	1	1		4	4	4
Unique License Plates	1	1	1		4	4	4
License Plate States	1	1	1		3	3	3

Driver Details ToC Driver Details (based on MCS-150 dated 5/31/2025)			
	Within 100 mi	Beyond 100 mi	TOTAL
# Drivers Interstate	0	5	5
# Drivers Intrastate	0	0	0
TOTAL	0	5	/
Avg. # Trip Lease Drivers/Mo: 0 # Drivers Grand Total: 5 # Drivers Commercially Licensed: 5			

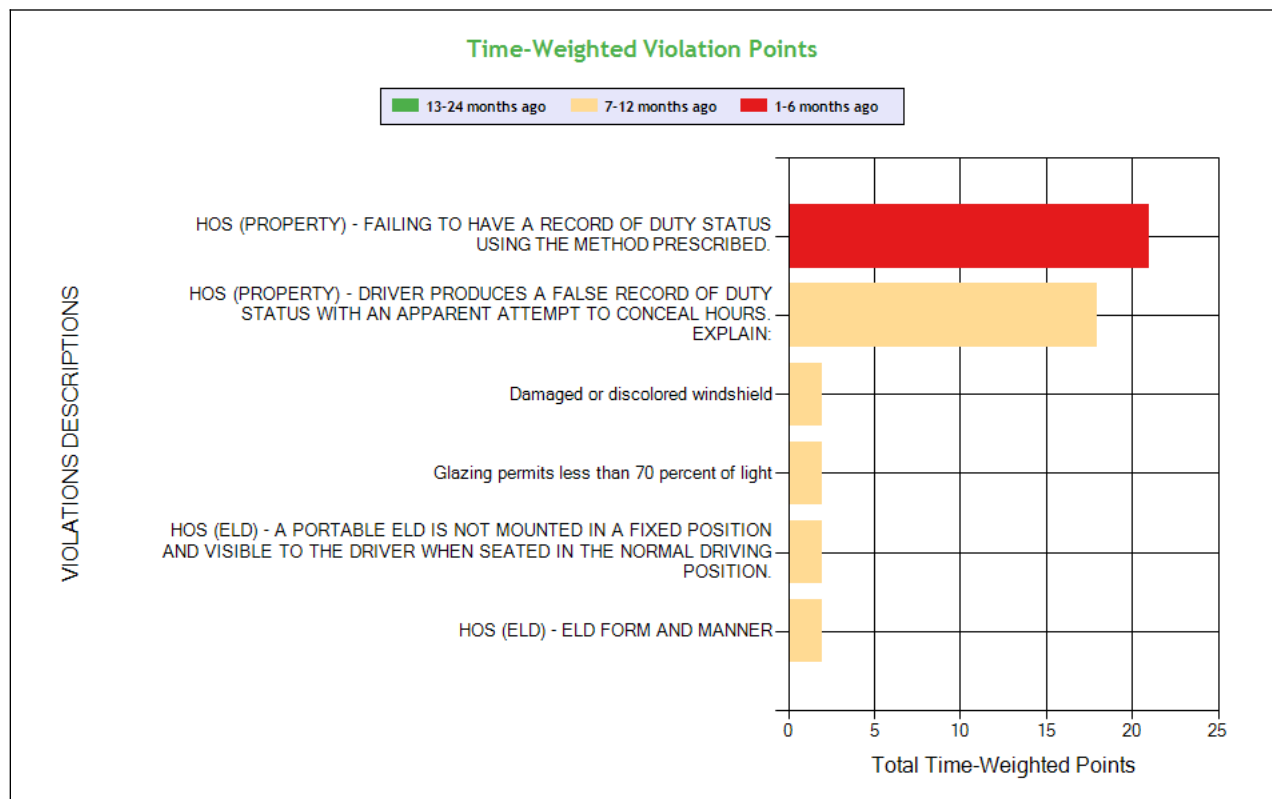
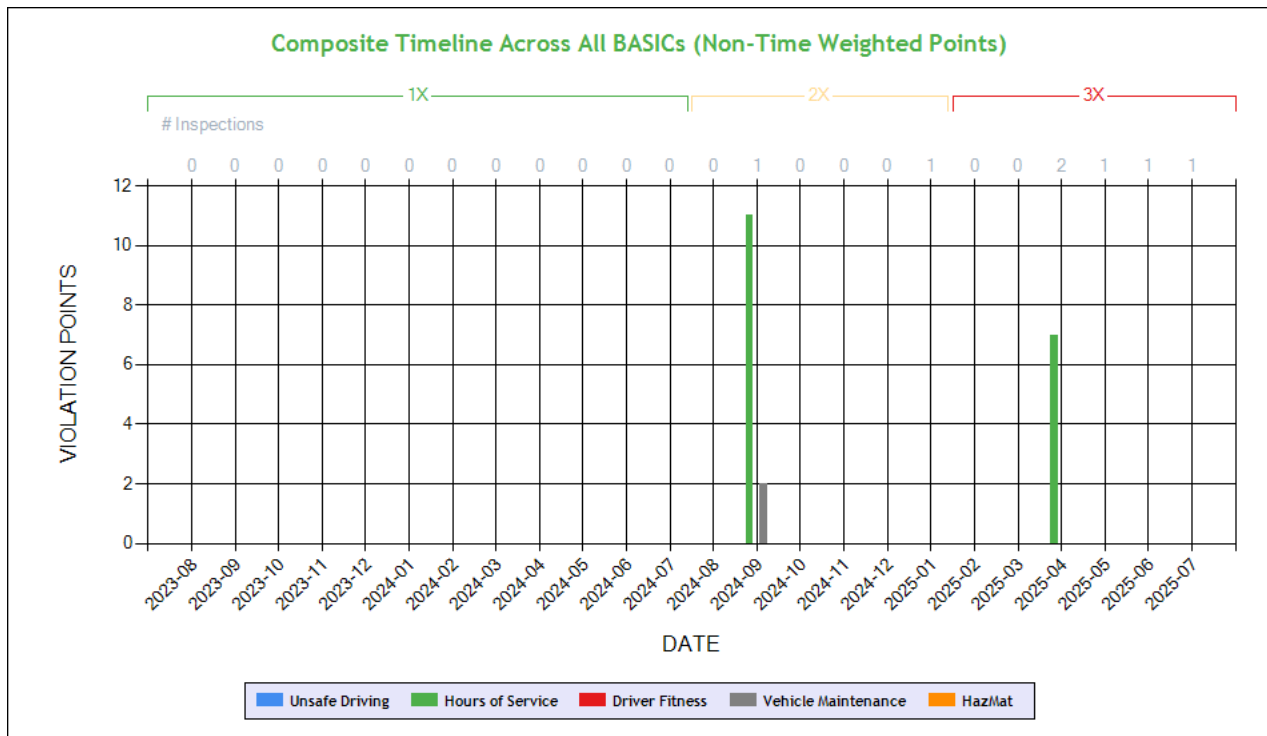
Shared VIN Summary ToC										
Dot No	Company Name	City	State	PU Owned	PU Leased	Trailers Owned	Trailers Leased	VIN	Unit Type	Most recent Insp Date
3727850	PAGE LOGISTICS LLC	CARMICHAEL	CA	3	0	4	0	1JJV532D7NL357178	Trailer	06/2025

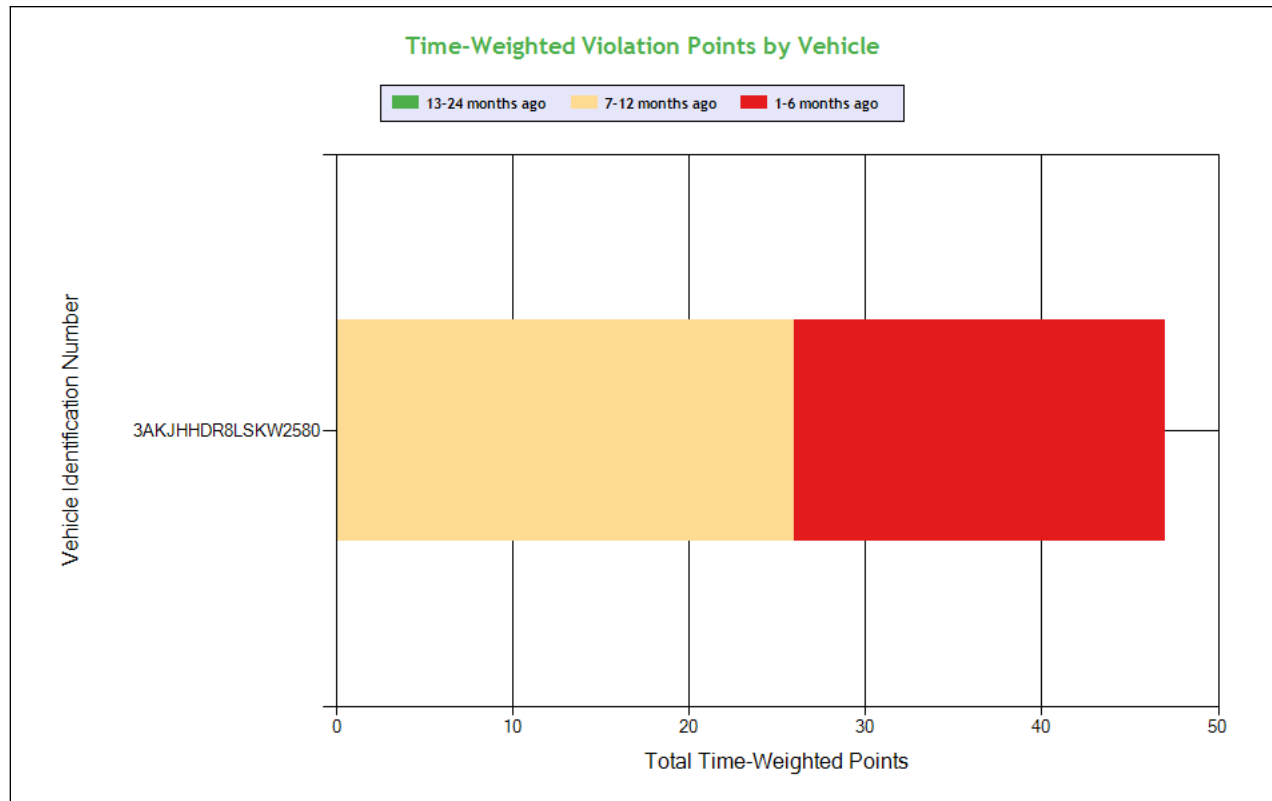
SHIPPERS DETAIL **ToC** based on Inspection results for the last 4 years

Shipper Name	Number of Inspections	Shipper Name	Number of Inspections
No Shipper listed	1	BEUTLER FARMS	1
MCCAIN FOODS	1	NFC	1
POTANDON PRODUCE	1	WAL MART	1
WESTERN RELOAD	1		



Carrier Underwriting Report Safety Summary ToC





See the Excel file for the complete analysis

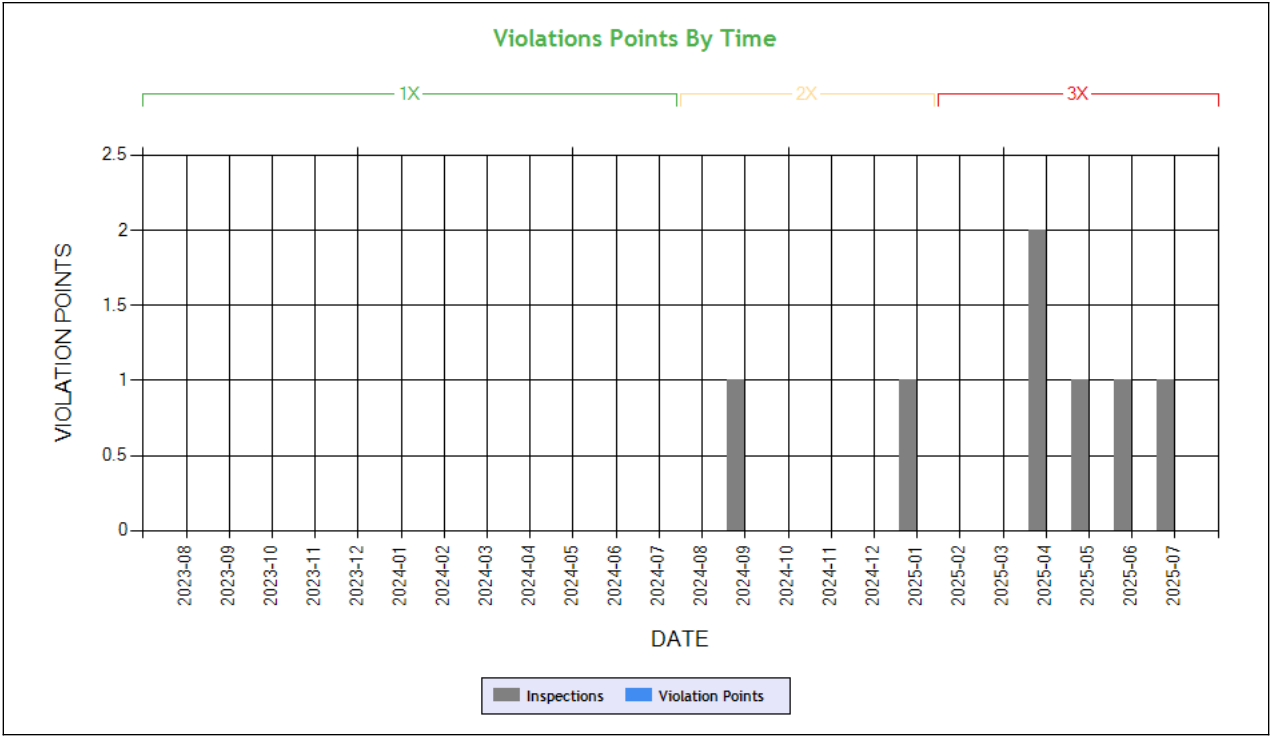
Violations is in (1-6/7-12/13-24mo)

Shaded = Out Of Service Violation								
Violation Group			Incomplete/Wrong Log	False Log	Windshield/ Glass/ Markings	Windshield/ Glass/ Markings	EOBR Related	Other Log/Form & Manner
Violation Description	Total Time-weighted Points by VIN	% of Total Time-weighted Points by VIN	HOS (PROPERTY) - FAILING TO HAVE A RECORD OF DUTY STATUS USING THE METHOD PRESCRIBED.	HOS (PROPERTY) - DRIVER PRODUCES A FALSE RECORD OF DUTY STATUS WITH AN APPARENT ATTEMPT TO CONCEAL HOURS. EXPLAIN:	Damaged or discolored windshield	Glazing permits less than 70 percent of light	HOS (ELD) - A PORTABLE ELD IS NOT MOUNTED IN A FIXED POSITION AND VISIBLE TO THE DRIVER WHEN SEATED IN THE NORMAL DRIVING POSITION.	HOS (ELD) - ELD FORM AND MANNER
Driver Resp			Yes	Yes	Yes	Yes	Yes	Yes
Total Time-weighted Points			21	18	2	2	2	2
% Total Time-Wt Pts			44.68	38.30	4.26	4.26	4.26	4.26
3AKJHHDR8LSKW2580	47	100	21 (1/0/0)	18 (0/1/0)	2 (0/1/0)	2 (0/1/0)	2 (0/1/0)	2 (0/1/0)



SAFETY ANALYSIS ToC

Unsafe Driving

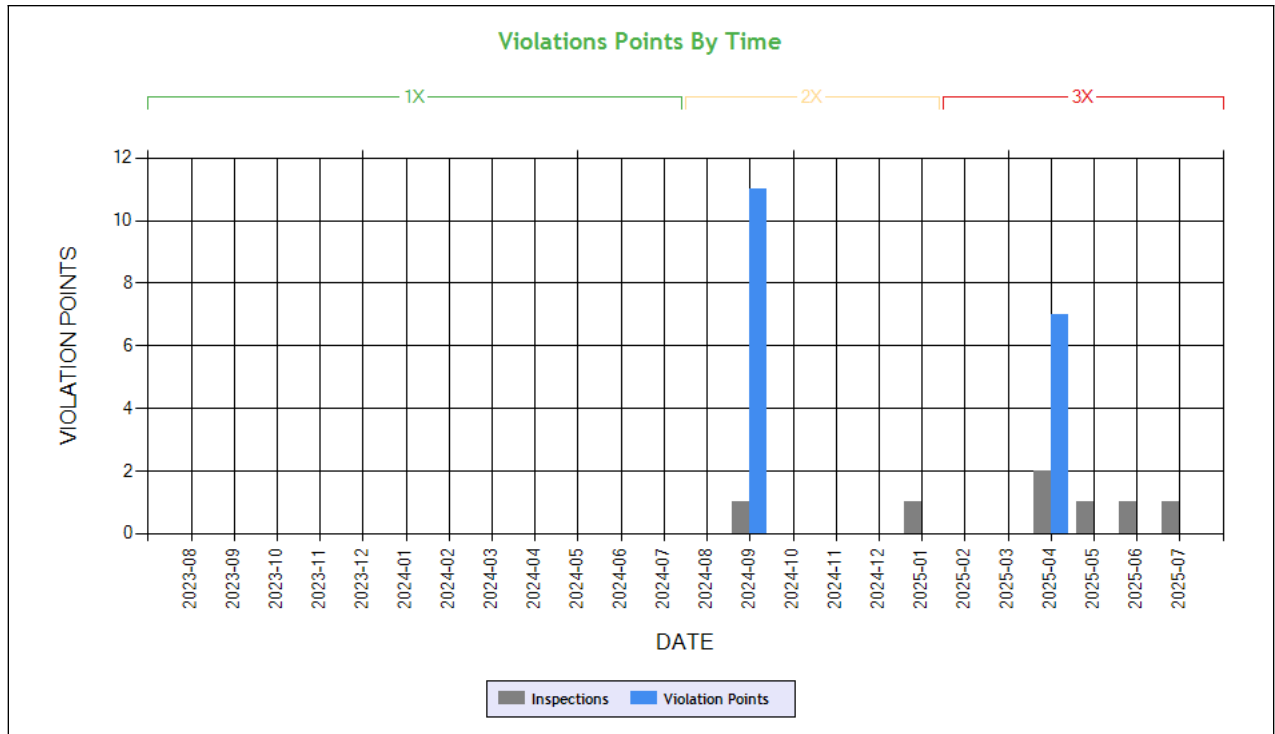


Time-Weighted Violation Points - no data available to draw a chart
Time-Weighted Severity Points by Vehicle - no data available to draw a chart

See the Excel file for the complete analysis # Violations is in (1-6/7-12/13-24mo)

Shaded = Out Of Service Violation		
Violation Group		
Violation Description	Total Time-weighted Points by VIN	% of Total Time-weighted Points by VIN
Driver Resp		
Total Time-weighted Points		
% Total Time-Wt Pts		

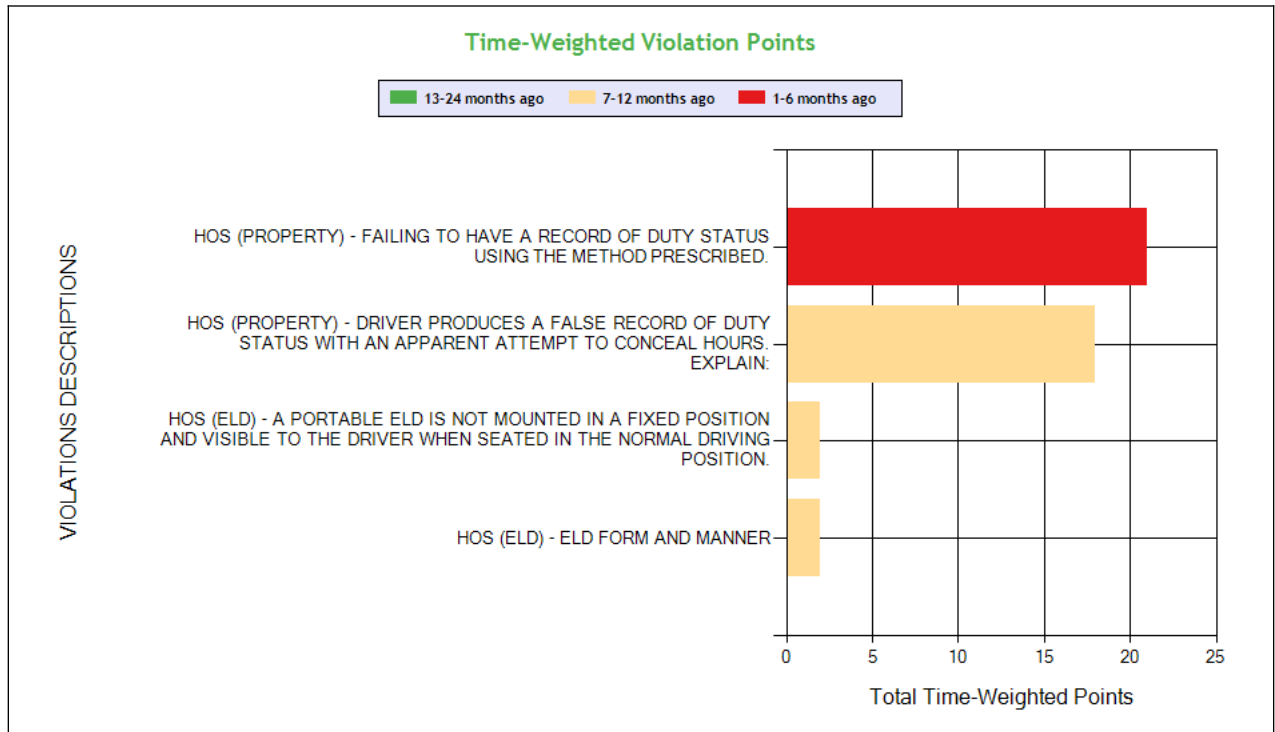
HOS Compliance



Carrier Software
 1-800-646-5152
 info@CarrierSoftware.com

CONFIDENTIAL - Intended for use by Amerigo Insurance Agency - Date: 8/6/2025

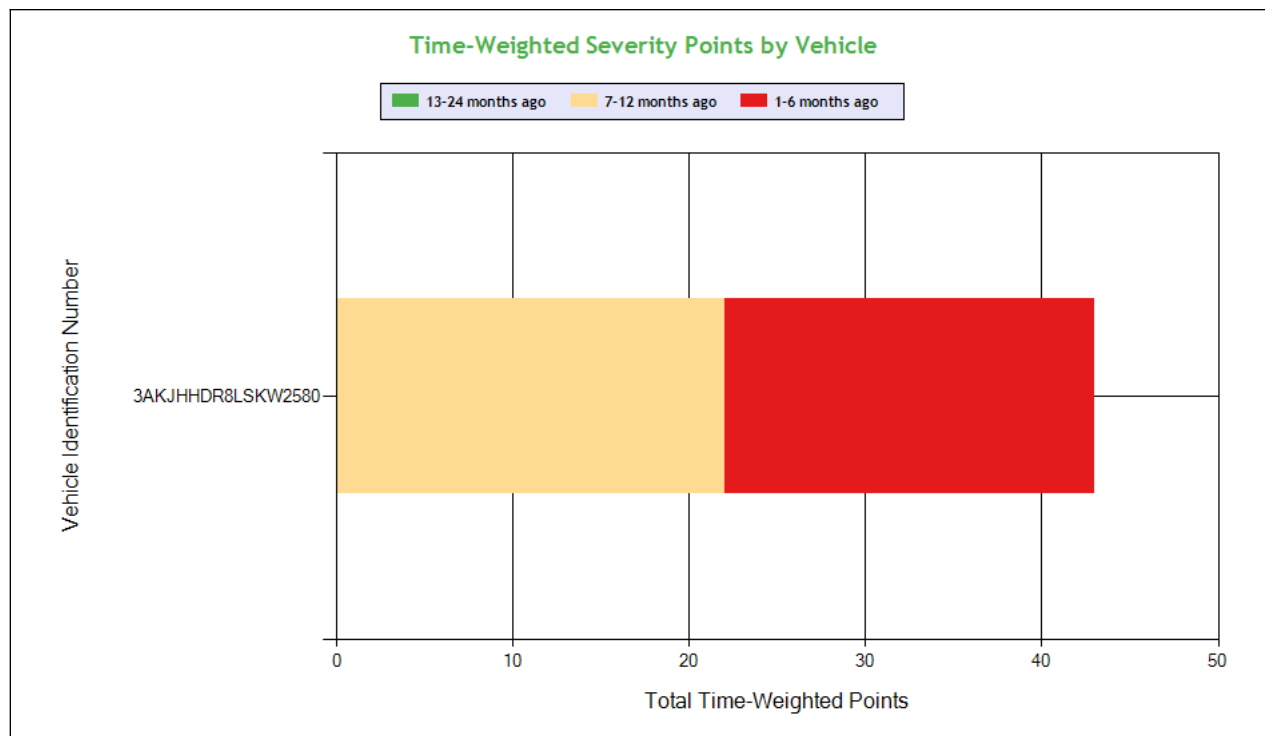
G AND A HAULERS INC - DOT# 4259930 / MC1652603



See the Excel file for the complete analysis

Violations is in (1-6/7-12/13-24mo)

Shaded = Out Of Service Violation



Carrier Software
 1-800-646-5152
 info@CarrierSoftware.com

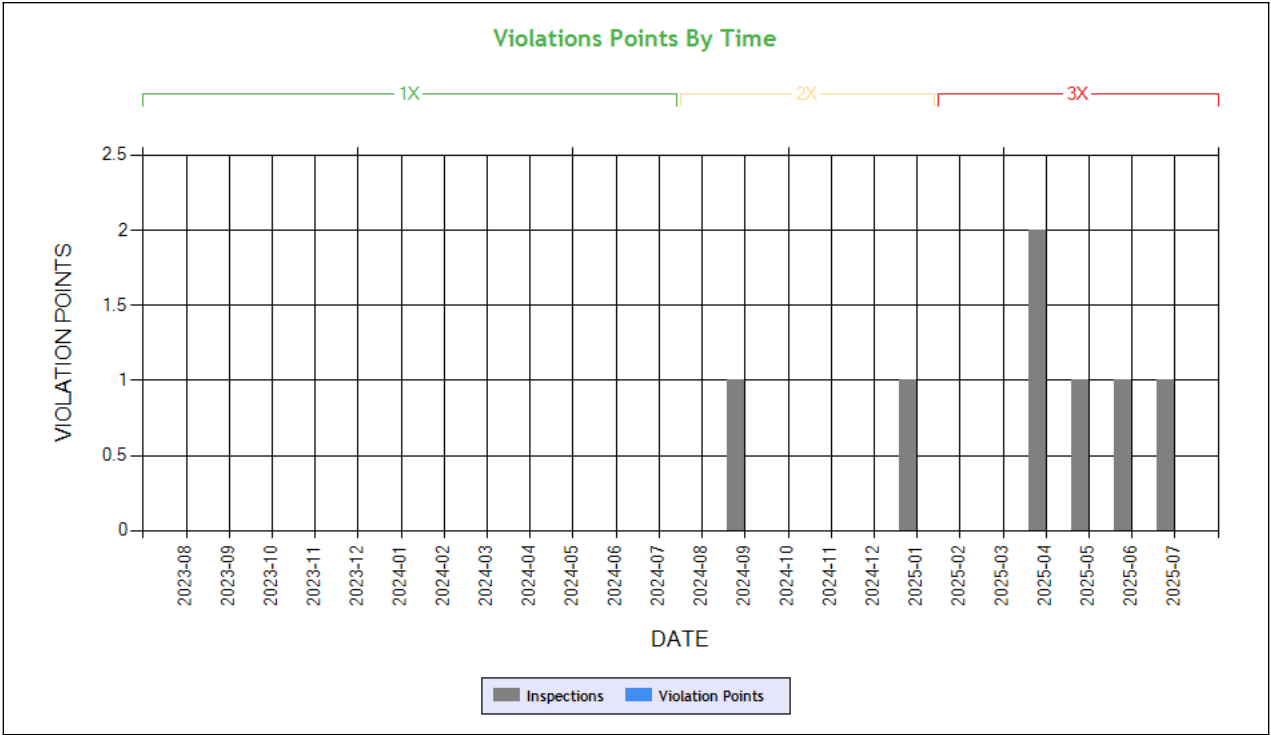
CONFIDENTIAL - Intended for use by Amerigo Insurance Agency - Date: 8/6/2025

G AND A HAULERS INC - DOT# 4259930 / MC1652603

Violation Group			Incomplete/Wrong Log	False Log	EOBR Related	Other Log/Form & Manner
Violation Description	Total Time-weighted Points by VIN	% of Total Time-weighted Points by VIN	HOS (PROPERTY) - FAILING TO HAVE A RECORD OF DUTY STATUS USING THE METHOD PRESCRIBED.	HOS (PROPERTY) - DRIVER PRODUCES A FALSE RECORD OF DUTY STATUS WITH AN APPARENT ATTEMPT TO CONCEAL HOURS. EXPLAIN:	HOS (ELD) - A PORTABLE ELD IS NOT MOUNTED IN A FIXED POSITION AND VISIBLE TO THE DRIVER WHEN SEATED IN THE NORMAL DRIVING POSITION.	HOS (ELD) - ELD FORM AND MANNER
Driver Resp			Yes	Yes	Yes	Yes
Total Time-weighted Points			21	18	2	2
% Total Time-Wt Pts			48.84	41.86	4.65	4.65
3AKJHHDR8LSKW2580	43	100	21 (1/0/0)	18 (0/1/0)	2 (0/1/0)	2 (0/1/0)



Driver Fitness



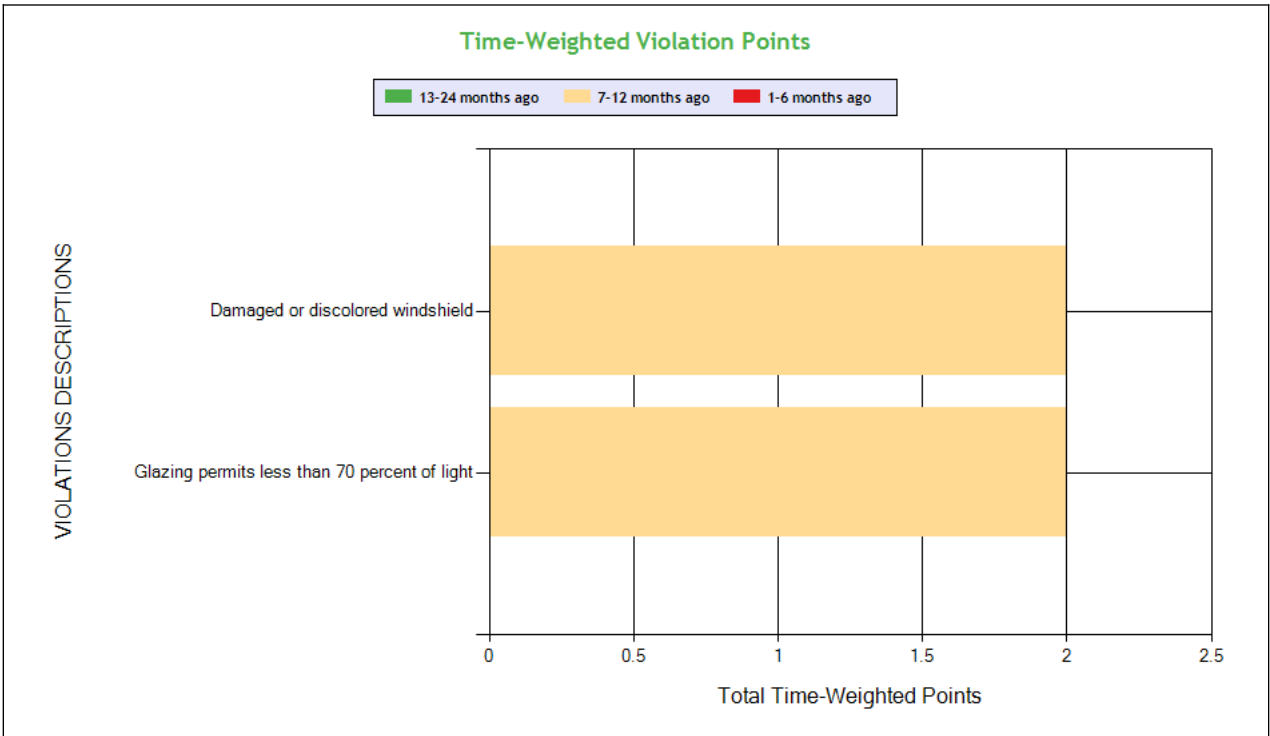
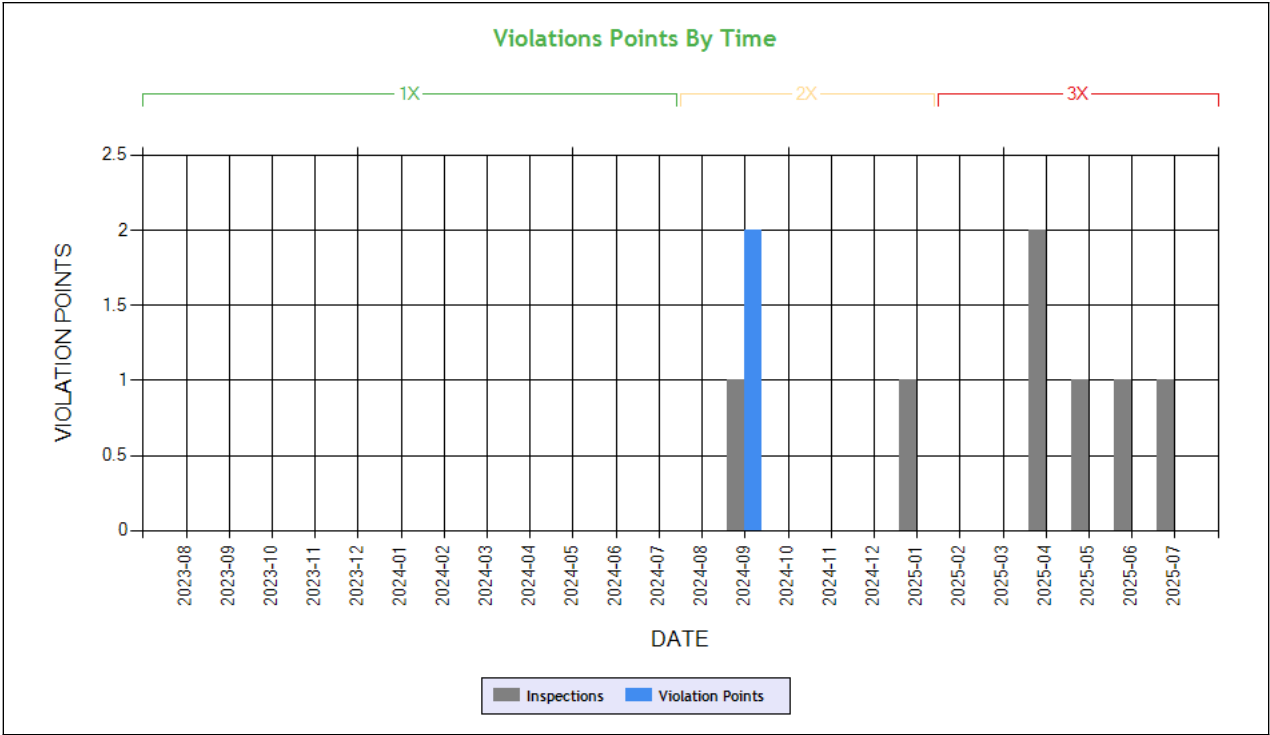
Time-Weighted Violation Points - no data available to draw a chart
Time-Weighted Severity Points by Vehicle - no data available to draw a chart

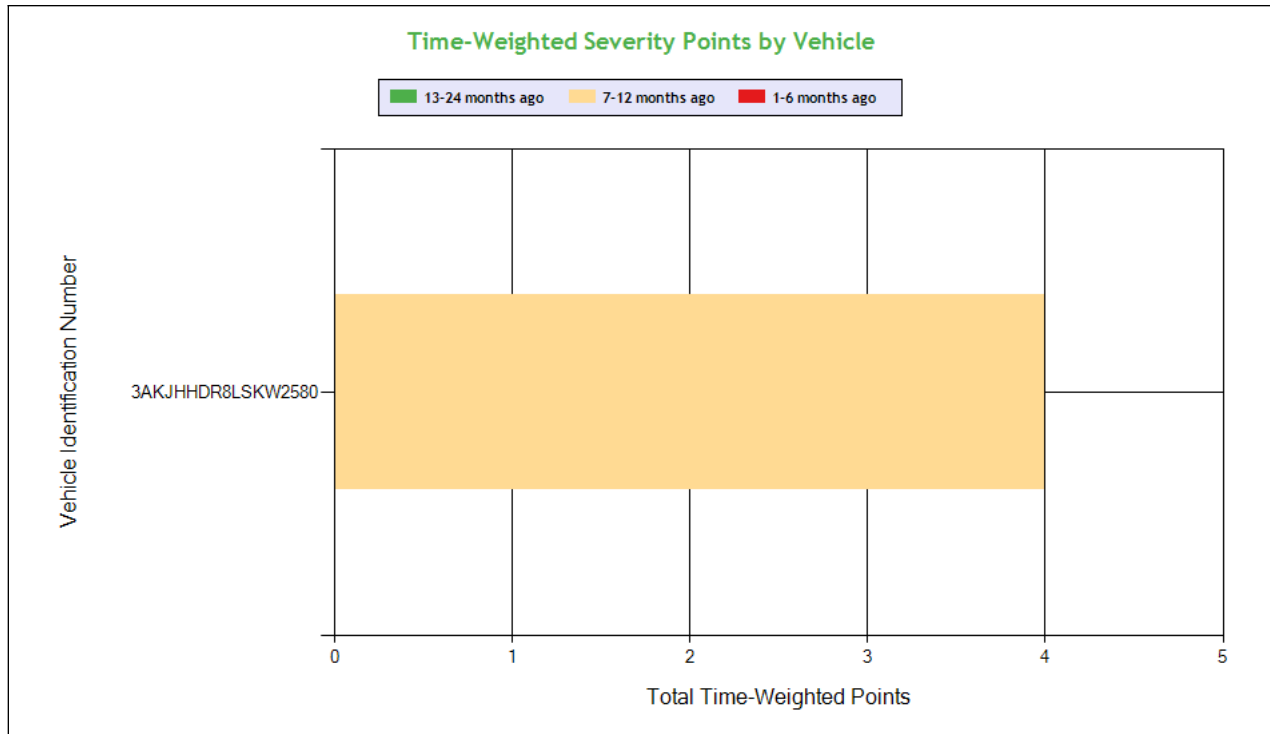
See the Excel file for the complete analysis # Violations is in (1-6/7-12/13-24mo)

Shaded = Out Of Service Violation		
Violation Group		
Violation Description	Total Time-weighted Points by VIN	% of Total Time-weighted Points by VIN
Driver Resp		
Total Time-weighted Points		
% Total Time-Wt Pts		



Vehicle Maintenance





Carrier Software
 1-800-646-5152
 info@CarrierSoftware.com

CONFIDENTIAL - Intended for use by Amerigo Insurance Agency - Date: 8/6/2025

G AND A HAULERS INC - DOT# 4259930 / MC1652603

See the Excel file for the complete analysis

Violations is in (1-6/7-12/13-24mo)

Shaded = Out Of Service Violation				
Violation Group			Windshield/ Glass/ Markings	Windshield/ Glass/ Markings
Violation Description	Total Time-weighted Points by VIN	% of Total Time-weighted Points by VIN	Damaged or discolored windshield	Glazing permits less than 70 percent of light
Driver Resp			Yes	Yes
Total Time-weighted Points			2	2
% Total Time-Wt Pts			50.0	50.0
3AKJHHDR8LSKW2580	4	100	2 (0/1/0)	2 (0/1/0)

COLOR CODED CRASH TABLE ToC

Color KEY	Color Code		
	Green	Orange	Red
Citation	No	Unknown	Yes
HazMat Release	No		Yes
Tow Away	No	Yes	
Time Weight	1	2	3
Severity Weight	1		2-3
Injuries	0	1-2	3 or more
Fatalities	0		1 or more
Vehicles in Crash	0-1	2	3 or more
Light Condition	Daylight	Dawn; Dusk	Dark- Not Lighted; Dark-Lighted; Dark- Unknown Roadway Lighting
Road Surface	Dry	Wet; Water(Standing, Moving); Slush	Snow; Ice; Sand; Mud; Dirt; Oil or Gravel
Weather Condition	No Adverse Conditions	Rain; Sleet; Blowing Sand; Soil, Dirt Or Snow	Snow; Fog; Severe Crosswinds



		Driver Name
1XPXD49X3ND787891	3AKJHHDR8LSKW2580	VIN
3	3	Time Weight
1	1	Severity Weight
0	0	Fatalities
0	0	Injuries
Unknown	Unknown	Citation
Dry	Snow	Road Surface Condition
No Adverse Condition	Snow	Weather Condition
Dark-Not Lighted	Dark-Not Lighted	Light Condition
Y	Y	Tow-Away
		HM Released
2	2	Vehicles In Crash
Seq. #1: Collision involving motor vehicle in transport;	Seq. #2: Collision involving motor vehicle in transport;	Sequence of Events
OR	OR	Crash State
OR2025400066	OR2025400031	Report Number
5/23/2025	2/24/2025	Date
Tractor/Semitrailer	Tractor/Semitrailer	Vehicle Configuration
Van/Enclosed Box	Van/Enclosed Box	Cargo Body Type
33	31	Driver Age
CA	CA	Driver License State



LEGEND

Vehicle Information

Inspection for DOT # being analyzed

Inspection for Different DOT #

Crash Information for specific VIN

INSPECTIONS WITH SHARED EQUIPMENT: **ToC** This section only contains inspection data on VINs where the vehicle was inspected under the DOT number being analyzed, then a different DOT number and then subsequently under the DOT number being analyzed.

POWER UNIT Inspections Section

VIN: 1JJV532D7NL357178				Unit: Semi Trailer		Year: 2022	Make: WABASH NATIONAL	
DOT No: 3727850		Docket No: MC1314737		Name: PAGE LOGISTICS LLC			Interstate: Yes	
Date	Unit License	Unit Lic State	Violation Unit	Violation Description		Severity	OOS	Citation
06/12/2025	4TU8916	CA	-	-		-	-	-
DOT No: 4259930		Docket No: MC1652603		Name: G AND A HAULERS INC			Interstate: Yes	
Date	Unit License	Unit Lic State	Violation Unit	Violation Description		Severity	OOS	Citation
06/12/2025	4UE7305	CA	-	-		-	-	-
DOT No: 3727850		Docket No: MC1314737		Name: PAGE LOGISTICS LLC			Interstate: Yes	
Date	Unit License	Unit Lic State	Violation Unit	Violation Description		Severity	OOS	Citation
05/18/2025	4TU8916	CA	-	-		-	-	-
04/29/2025	4TU8916	CA	-	-		-	-	-
12/23/2024	4TU8916	CA	-	-		-	-	-
10/29/2024	4TU8916	CA	2	393.207BAALPMEOS - MORE THAN 25% OF THE LOCKING PINS ARE MISSING OR NOT ENGAGED.		7	Yes	
08/16/2024	4TU8916	CA	-	-		-	-	-
07/26/2024	4TU8916	CA	-	-		-	-	-
07/18/2023	4TU8916	CA	-	-		-	-	-
05/24/2023	4TU8916	CA	-	-		-	-	-
08/18/2022	4TU8916	CA	-	-		-	-	-
02/17/2022	4120489	ME	-	-		-	-	-

TRAILER Inspections Section

VIN: 1JJV532D7NL357178				Unit: Semi Trailer		Year: 2022	Make: WABASH NATIONAL	
DOT No: 3727850		Docket No: MC1314737		Name: PAGE LOGISTICS LLC			Interstate: Yes	
Date	Unit License	Unit Lic State	Violation Unit	Violation Description		Severity	OOS	Citation
06/12/2025	4TU8916	CA	-	-		-	-	-
DOT No: 4259930		Docket No: MC1652603		Name: G AND A HAULERS INC			Interstate: Yes	
Date	Unit License	Unit Lic State	Violation Unit	Violation Description		Severity	OOS	Citation
06/12/2025	4UE7305	CA	-	-		-	-	-
DOT No: 3727850		Docket No: MC1314737		Name: PAGE LOGISTICS LLC			Interstate: Yes	



Date	Unit License	Unit Lic State	Violation Unit	Violation Description	Severity	OOS	Citation
05/18/2025	4TU8916	CA	-	-	-	-	-
04/29/2025	4TU8916	CA	-	-	-	-	-
12/23/2024	4TU8916	CA	-	-	-	-	-
10/29/2024	4TU8916	CA	2	393.207BAALPMEOS - MORE THAN 25% OF THE LOCKING PINS ARE MISSING OR NOT ENGAGED.	7	Yes	
08/16/2024	4TU8916	CA	-	-	-	-	-
07/26/2024	4TU8916	CA	-	-	-	-	-
07/18/2023	4TU8916	CA	-	-	-	-	-
05/24/2023	4TU8916	CA	-	-	-	-	-
08/18/2022	4TU8916	CA	-	-	-	-	-
02/17/2022	4120489	ME	-	-	-	-	-



LEGEND

Vehicle Information

Inspection for DOT # being analyzed

Inspection for Different DOT #

Crash Information for specific VIN

INSPECTION DETAILS for ALL Inspections

PDF shows the first 100 Power Unit & Trailer VINs with most recent inspections using data from the last 4 years

POWER UNIT Inspections Section

VIN: 3AKJHHDR8LSKW2580				Unit: Truck Tractor		Year: 2020	Make: FREIGHTLINER	
Crash Report No.	DOT	Date	State	Fatalities	Injuries	Tow Away	Vehicles Involved	
OR2025400031	4259930	02/24/2025	OR	0	0	Yes	2	
DOT No: 4259930		Docket No: MC1652603		Name: G AND A HAULERS INC			Interstate: Yes	
Date	Unit License	Unit Lic State	Violation Unit	Violation Description		Severity	OOS	Citation
07/16/2025	ZP23506	CA	-	-		-	-	-
06/12/2025	ZP23506	CA	-	-		-	-	-
05/13/2025	ZP23506	CA	-	-		-	-	-
04/29/2025	ZP23506	CA	1	396.17CPI - OPERATING A CMV WITHOUT DOCUMENTATION OF A PERIODIC INSPECTION.		4	No	
04/29/2025	ZP23506	CA	D	395.8A1HOSP - HOS (PROPERTY) - FAILING TO HAVE A RECORD OF DUTY STATUS USING THE METHOD PRESCRIBED.		5	Yes	
04/29/2025	ZP23506	CA	D	392.2SLLTL - State/Local Laws - Misc. traffic law violation		3	No	
01/17/2025	ZP23506	CA	D	392.2SLL - State/Local Laws -		7	No	WM680651
09/12/2024	ZP23506	CA	1	393.60C - Damaged or discolored windshield		1	No	
09/12/2024	ZP23506	CA	1	393.60D - Glazing permits less than 70 percent of light		1	No	4A0697350
09/12/2024	ZP23506	CA	D	376.11D1 - Lease or rental agreement not on board leased or rented CMV		0	No	
09/12/2024	ZP23506	CA	D	395.22G - Portable ELD not mounted in a fixed position and visible to driver		1	No	
09/12/2024	ZP23506	CA	D	395.24 - HOS (ELD) - ELD FORM AND MANNER		1	No	
09/12/2024	ZP23506	CA	D	395.8E1 - Making, or permitting a driver to make, a false report regarding duty status (critical)		2	Yes	4A0697350
DOT No: 3338961		Docket No: MC1065395		Name: MTM TRANSPORT INC			Interstate: Yes	
Date	Unit License	Unit Lic State	Violation Unit	Violation Description		Severity	OOS	Citation
09/19/2023	YP28242	CA	-	-		-	-	-
DOT No: 2428265		Docket No: MC836854		Name: S D TRUCKS LLC			Interstate: Yes	



Date	Unit License	Unit Lic State	Violation Unit	Violation Description	Severity	OOS	Citation
08/21/2023	YP28242	CA	-	-	-	-	-
08/11/2023	YP28242	CA	1	393.48A - Inoperative/defective brakes	4	Yes	
04/20/2023	YP28242	CA	1	393.60D - Glazing permits less than 70 percent of light	1	No	
03/17/2023	YP28242	CA	-	-	-	-	-
01/03/2023	YP28242	CA	-	-	-	-	-
07/17/2022	YP28242	CA	-	-	-	-	-
05/19/2022	YP28242	CA	D	395.8 - Driver record of duty status (general/form and manner)	1	No	VERBAL
03/30/2022	YP28242	CA	1	396.3A1B - Brakes (general)	4	No	
03/27/2022	YP28242	CA	1	396.3A1 - Inspection/repair and maintenance parts and accessories	2	No	VERBAL
02/25/2022	YP28242	CA	D	392.2C - Failure to obey traffic control device	5	No	2A0202583
02/25/2022	YP28242	CA	D	395.34A1 - Failing to note malfunction that requires use of paper log	5	No	
02/25/2022	YP28242	CA	D	395.8AELD - ELD - No record of duty status (ELD Required)	5	Yes	
01/04/2022	YP28242	CA	-	-	-	-	-
10/13/2021	YP28242	CA	-	-	-	-	-
06/15/2021	XP61611	CA	-	-	-	-	-
03/31/2021	XP61611	CA	1	393.60EWS - Windshield - Obstructed	1	No	VERBAL
02/05/2021	XP61611	CA	-	-	-	-	-
09/28/2020	XP61611	CA	-	-	-	-	-
08/25/2020	XP61611	CA	-	-	-	-	-
08/23/2020	XP61611	CA	D	392.2C - Failure to obey traffic control device	5	No	214
03/04/2020	XP61611	CA	1	393.60C - Damaged or discolored windshield	1	No	CW778767
03/04/2020	XP61611	CA	-	-	-	-	-
02/17/2020	XP61611	CA	D	392.2RR - Railroad Grade Crossing violation	5	No	
12/13/2019	XP61611	CA	D	392.2T - Improper turns	5	No	JB03617
11/07/2019	XP61611	CA	-	-	-	-	-

TRAILER Inspections Section

VIN: 3AKJHHDR8LSKW2580		Unit: Truck Tractor			Year: 2020	Make: FREIGHTLINER	
Crash Report No.	DOT	Date	State	Fatalities	Injuries	Tow Away	Vehicles Involved
OR2025400031	4259930	02/24/2025	OR	0	0	Yes	2
DOT No: 4259930		Docket No: MC1652603		Name: G AND A HAULERS INC		Interstate: Yes	
Date	Unit License	Unit Lic State	Violation Unit	Violation Description	Severity	OOS	Citation
07/16/2025	ZP23506	CA	-	-	-	-	-
06/12/2025	ZP23506	CA	-	-	-	-	-
05/13/2025	ZP23506	CA	-	-	-	-	-
04/29/2025	ZP23506	CA	1	396.17CPI - OPERATING A CMV WITHOUT DOCUMENTATION OF A PERIODIC INSPECTION.	4	No	
04/29/2025	ZP23506	CA	D	395.8A1HOSP - HOS (PROPERTY) - FAILING TO HAVE A RECORD OF DUTY STATUS USING THE METHOD PRESCRIBED.	5	Yes	
04/29/2025	ZP23506	CA	D	392.2SLLTL - State/Local Laws - Misc. traffic law violation	3	No	
01/17/2025	ZP23506	CA	D	392.2SLL - State/Local Laws -	7	No	WM680651
09/12/2024	ZP23506	CA	1	393.60C - Damaged or discolored windshield	1	No	
09/12/2024	ZP23506	CA	1	393.60D - Glazing permits less than 70 percent of light	1	No	4A0697350
09/12/2024	ZP23506	CA	D	376.11D1 - Lease or rental agreement not on board leased or rented CMV	0	No	
09/12/2024	ZP23506	CA	D	395.22G - Portable ELD not mounted in a fixed position and visible to driver	1	No	
09/12/2024	ZP23506	CA	D	395.24 - HOS (ELD) - ELD FORM AND MANNER	1	No	
09/12/2024	ZP23506	CA	D	395.8E1 - Making, or permitting a driver to make, a false report regarding duty status (critical)	2	Yes	4A0697350
DOT No: 3338961		Docket No: MC1065395		Name: MTM TRANSPORT INC		Interstate: Yes	



Date	Unit License	Unit Lic State	Violation Unit	Violation Description	Severity	OOS	Citation
09/19/2023	YP28242	CA	-	-	-	-	-
DOT No: 2428265		Docket No: MC836854		Name: S D TRUCKS LLC		Interstate: Yes	
Date	Unit License	Unit Lic State	Violation Unit	Violation Description	Severity	OOS	Citation
08/21/2023	YP28242	CA	-	-	-	-	-
08/11/2023	YP28242	CA	1	393.48A - Inoperative/defective brakes	4	Yes	
04/20/2023	YP28242	CA	1	393.60D - Glazing permits less than 70 percent of light	1	No	
03/17/2023	YP28242	CA	-	-	-	-	-
01/03/2023	YP28242	CA	-	-	-	-	-
07/17/2022	YP28242	CA	-	-	-	-	-
05/19/2022	YP28242	CA	D	395.8 - Driver record of duty status (general/form and manner)	1	No	VERBAL
03/30/2022	YP28242	CA	1	396.3A1B - Brakes (general)	4	No	
03/27/2022	YP28242	CA	1	396.3A1 - Inspection/repair and maintenance parts and accessories	2	No	VERBAL
02/25/2022	YP28242	CA	D	392.2C - Failure to obey traffic control device	5	No	2A0202583
02/25/2022	YP28242	CA	D	395.34A1 - Failing to note malfunction that requires use of paper log	5	No	
02/25/2022	YP28242	CA	D	395.8AELD - ELD - No record of duty status (ELD Required)	5	Yes	
01/04/2022	YP28242	CA	-	-	-	-	-
10/13/2021	YP28242	CA	-	-	-	-	-
06/15/2021	XP61611	CA	-	-	-	-	-
03/31/2021	XP61611	CA	1	393.60EWS - Windshield - Obstructed	1	No	VERBAL
02/05/2021	XP61611	CA	-	-	-	-	-
09/28/2020	XP61611	CA	-	-	-	-	-
08/25/2020	XP61611	CA	-	-	-	-	-
08/23/2020	XP61611	CA	D	392.2C - Failure to obey traffic control device	5	No	214
03/04/2020	XP61611	CA	1	393.60C - Damaged or discolored windshield	1	No	CW778767
03/04/2020	XP61611	CA	-	-	-	-	-
02/17/2020	XP61611	CA	D	392.2RR - Railroad Grade Crossing violation	5	No	
12/13/2019	XP61611	CA	D	392.2T - Improper turns	5	No	JB03617
11/07/2019	XP61611	CA	-	-	-	-	-

Inspection Summary By Month (based on inspections from the last 4 years) ToC

Year-Month	Number of Inspections	Number of Power Units	Total Violations	Total OOS Inspections	Total Severity Points	Number of Crashes
2025-07	1	1	0	0	0	0
2025-06	1	1	0	0	0	0
2025-05	1	1	0	0	0	1
2025-04	2	2	4	1	16	0
2025-01	1	1	1	0	7	0
2024-09	1	1	7	1	6	0

Note: The most recent month's counts may not include all the inspections for that month.

VIN Inspection Violation Details ToC

# of VINs: 3 # of Insp: 6 Severity Weight: 40 Avg. Weight/VIN: 6.7 (based on inspections in the last 4 years, showing top 50 VINs inspected most recently)									
VIN 1GR1A0628LW204191		# of Inspections: 1		Total Severity: 9		Percentage of Total: 22.50%		Avg. Weight Per Inspection: 9.0	
Inspection Date	Inspection ID	Inspection State	Location Description	Total Severity	# of Violations	Shipper Name	Inspection Level	Post Accident	Out of Service
04/29/2025	84538684	OR	EMIGRANT HILL OR	9	2	BEUTLER FARMS	3	No	Yes
BASIC		Unit Type		Severity		Description		Out of Service	
Hours-Of-Servce Compliance		Semi Trailer		5		395.8A1HOSP:HOS (PROPERTY) - FAILING TO HAVE A RECORD OF DUTY		Yes	
Vehicle Maintenance		Semi Trailer		4		396.17CPI:OPERATING A CMV WITHOUT DOCUMENTATION OF A PERIODI		No	
VIN 3AKJHHDR8LSKW2580		# of Inspections: 4		Total Severity: 25		Percentage of Total: 62.50%		Avg. Weight Per Inspection: 6.3	
Inspection Date	Inspection ID	Inspection State	Location Description	Total Severity	# of Violations	Shipper Name	Inspection Level	Post Accident	Out of Service



04/29/2025	84538684	OR	EMIGRANT HILL OR	9	2	BEUTLER FARMS	3	No	Yes
BASIC		Unit Type		Severity		Description		Out of Service	
Hours-Of-Servce Compliance		Truck Tractor		5		395.8A1HOSP:HOS (PROPERTY) - FAILING TO HAVE A RECORD OF DUTY		Yes	
Vehicle Maintenance		Truck Tractor		4		396.17CPI:OPERATING A CMV WITHOUT DOCUMENTATION OF A PERIODI		No	
Inspection Date	Inspection ID	Inspection State	Location Description	Total Severity	# of Violations	Shipper Name	Inspection Level	Post Accident	Out of Service
04/29/2025	84539870	ID	DECLO ID	3	1	WESTERN RELOAD	3	No	No
BASIC		Unit Type		Severity		Description		Out of Service	
		Truck Tractor		3		392.2SLLTL:State/Local Laws - Misc. traffic law violation		No	
Inspection Date	Inspection ID	Inspection State	Location Description	Total Severity	# of Violations	Shipper Name	Inspection Level	Post Accident	Out of Service
01/17/2025	83642745	OR	UMATILLA OR	7	1	NFC	3	No	No
BASIC		Unit Type		Severity		Description		Out of Service	
		Truck Tractor		7		392.2SLL:State/Local Laws -		No	
Inspection Date	Inspection ID	Inspection State	Location Description	Total Severity	# of Violations	Shipper Name	Inspection Level	Post Accident	Out of Service
09/12/2024	82658657	WA	BENTON CITY WA	6	6	POTANDON PRODUCE	2	No	Yes
BASIC		Unit Type		Severity		Description		Out of Service	
Hours-Of-Servce Compliance		Truck Tractor		2		395.8E1:Making, or permitting a driver to make, a false re		Yes	
Vehicle Maintenance		Truck Tractor		1		393.60C:Damaged or discolored windshield		No	
Vehicle Maintenance		Truck Tractor		1		393.60D:Glazing permits less than 70 percent of light		No	
Hours-Of-Servce Compliance		Truck Tractor		1		395.22G:Portable ELD not mounted in a fixed position and v		No	
Hours-Of-Servce Compliance		Truck Tractor		1		395.24:HOS (ELD) - ELD FORM AND MANNER		No	
		Truck Tractor		0		376.11D1:Lease or rental agreement not on board leased or r		No	
VIN 1UYVS2536N2564344		# of Inspections: 1		Total Severity: 6		Percentage of Total: 15.00%		Avg. Weight Per Inspection: 6.0	
Inspection Date	Inspection ID	Inspection State	Location Description	Total Severity	# of Violations	Shipper Name	Inspection Level	Post Accident	Out of Service
09/12/2024	82658657	WA	BENTON CITY WA	6	5	POTANDON PRODUCE	2	No	Yes
BASIC		Unit Type		Severity		Description		Out of Service	
Hours-Of-Servce Compliance		Semi Trailer		2		395.8E1:Making, or permitting a driver to make, a false re		Yes	
Vehicle Maintenance		Semi Trailer		1		393.60C:Damaged or discolored windshield		No	
Vehicle Maintenance		Semi Trailer		1		393.60D:Glazing permits less than 70 percent of light		No	
Hours-Of-Servce Compliance		Semi Trailer		1		395.22G:Portable ELD not mounted in a fixed position and v		No	
Hours-Of-Servce Compliance		Semi Trailer		1		395.24:HOS (ELD) - ELD FORM AND MANNER		No	



Inspection History ToC						
Inspection Date	Report Number	Report State	PU VIN	TR VIN	Severity Weight	Time Weight
07/16/2025	UD34001092	CA	3AKJHHDR8LSKW2580 - Truck Tractor	1UYVS2536N2564344 - Semi Trailer		3
06/12/2025	ND7N009596	CA	3AKJHHDR8LSKW2580 - Truck Tractor	1JJV532D7NL357178 - Semi Trailer		3
05/13/2025	UD34001057	CA	3AKJHHDR8LSKW2580 - Truck Tractor	527SR5320PL029315 - Semi Trailer		3
04/29/2025	AP44090361	OR	3AKJHHDR8LSKW2580 - Truck Tractor	1GR1A0628LW204191 - Semi Trailer		3
Trailer Violation - Vehicle Maintenance Violation: 396.17CPI - OPERATING A CMV WITHOUT DOCUMENTATION OF A PERIODIC INSPECTION.					4	
Power Unit Violation - Vehicle Maintenance Violation: 396.17CPI - OPERATING A CMV WITHOUT DOCUMENTATION OF A PERIODIC INSPECTION.					4	
Power Unit Violation - OOS Hours-Of-Service (HOS) Compliance Violation: 395.8A1HOSP - HOS (PROPERTY) - FAILING TO HAVE A RECORD OF DUTY STATUS USING THE METHOD PRESCRIBED.					5	
04/29/2025	3880003226	ID	3AKJHHDR8LSKW2580 - Truck Tractor	1GR1A0628LW204191 - Semi Trailer		3
Power Unit Violation - State/Local Laws Violation: 392.2SLLTL - State/Local Laws - Misc. traffic law violation					3	
01/17/2025	AW43820089	OR	3AKJHHDR8LSKW2580 - Truck Tractor	1GR1A0628LW204191 - Semi Trailer		2
Power Unit Violation - State/Local Laws Violation: 392.2SLL - State/Local Laws -					7	
09/12/2024	2022000487	WA	3AKJHHDR8LSKW2580 - Truck Tractor	1UYVS2536N2564344 - Semi Trailer		2
Power Unit Violation - Hours-Of-Service (HOS) Compliance Violation: 395.24 - HOS (ELD) - ELD FORM AND MANNER					1	
Power Unit Violation - Vehicle Maintenance Violation: 393.60C - Damaged or discolored windshield					1	
Power Unit Violation - Hours-Of-Service (HOS) Compliance Violation: 395.22G - Portable ELD not mounted in a fixed position and visible to driver					1	
Power Unit Violation - Vehicle Maintenance Violation: 393.60D - Glazing permits less than 70 percent of light					1	
Power Unit Violation - OOS Hours-Of-Service (HOS) Compliance Violation: 395.8E1 - Making, or permitting a driver to make, a false report regarding duty status (critical)					2	
Power Unit Violation - State/Local Laws Violation: 376.11D1 - Lease or rental agreement not on board leased or rented CMV					0	
Only the first 20 inspections are shown. See the live report for more data.						

Crash Hot Spots ToC					
State	Level 1 (lowest crash frequency)	Level 2	Level 3	Level 4	Level 5 (highest crash frequency)
California	0	0	2	1	0
Idaho	0	0	0	0	1
Oregon	0	0	0	0	2
Washington	0	1	0	0	0
Total	0	1	2	1	3
Company Level: 4					

Equipment and Driver Details ToC						
MCS-150 Date	Equipment (Owned/Leased/Trip)			Driver Details		
	Tractors	Straight Trucks	Trailers	CDL's	Interstate	Intrastate
05/31/2025	2/2/0	0/0/0	2/2/0	5	5	0
06/26/2024	1/0/0	0/0/0	0/1/0	1	1	0

No data for Chameleon Type 1
No data for Chameleon Type 2