



Table of Contents

1. Overview	2. BASIC Scores History
3. BASIC Measures	4. KPI: BASIC Measures by Cargo Group
5. Estimated ISS Score	6. Investigation Results
7. Penalties History	8. Acute Critical Violations
9. Red Flag Violation Details	10. DOT Registration Information
11. DOT MCS-150 History	12. Crash Summary
13. Inspection Summary	14. KPI: Inspection Viol OOS Rates by Cargo Group
15. FHWA Registration Information	16. FHWA Insurance Information
17. FHWA Authorities	18. Severe Violations
19. Violation Report	20. Violation Summary
21. Violation Enforcement Chronology	22. Inspection Violations & OOS Counts
23. Radius Of Operation	24. Inspection & Crash Locations
25. Cargo Hot Spots	26. Inspection Violations & OOS Chronology
27. Percent of Insp & Crash by State	28. VIN Insp Summary by State
29. Violations By Unit Type	30. Equipment Ownership
31. Equipment Details	32. Vehicle Age
33. States of Power Unit Registrations	34. Equipment Acquisitions
35. Driver Details	36. Shared VIN Summary
37. Shipper Table	38. Safety Summary
39. Safety Details	40. Crash Detail Color Coded
41. Inspections with Shared Equipment	42. Inspection Tabular Details
43. Inspection Summary By Month	44. VIN Inspection Violation Details
45. Inspection History	46. Crash Hot Spots
47. DOT MCS-150 History Equipment and Driver Details	48. Chameleon



Business Address

4220 BAYONNE CT
STOCKTON, CA
95206

Contact Info

(925)-917-1919

LOVEKAHLON037@GMAIL.COM

FHWA Address

4220 BAYONNE CT
STOCKTON, CA, 95206
Phone: (925)-917-1919

Mailing Address

4220 BAYONNE CT
STOCKTON, CA
95206-6074

Overview ToC

Operating Status: AUTHORIZED FOR Property
One other company viewed this DOT in the past two months
Crash/PU ratio: 0.0%
Clean Inspection ratio: 100.0%

Estimated BASIC Scores (as of 6/6/2025)

	Unsafe Driving	Hours of Service	Driver Fitness	Controlled Sub. and Alcohol	Vehicle Maintenance	HM Compliance	Crash
Relative Scores	0% ○	0% ○	0% ○	0% ○	0% ○	0% ○	0% ○
Alert Status	No	No	No	No	No	No	No



Estimated Inspection Selection System (ISS) Score: 70
Category: Optional Inspect

* The Estimated ISS score is based on Insufficient Data Algorithm *

BASIC Scores History - Unsafe Driving ToC

There are no Scores for this BASIC

BASIC Scores History - Hours of Service ToC

There are no Scores for this BASIC

BASIC Scores History - Driver Fitness ToC

There are no Scores for this BASIC

BASIC Scores History - Controlled Substance ToC

There are no Scores for this BASIC



BASIC Scores History - Vehicle Maintenance [ToC](#)

There are no Scores for this BASIC

BASIC Scores History - Crash [ToC](#)

There are no Scores for this BASIC

BASIC Scores History - Hazmat [ToC](#)

There are no Scores for this BASIC

BASIC Measures: Violation Points per Inspection Trends [ToC](#)

No inspection violations

BASIC Measures * - Table [ToC](#)

UD-Unsafe Driving, HOS-Hours of Service, DF-Driver Fitness, CS-Controlled Substances, VM-Vehicle Maintenance

Date	UD Measure	UD AC	UD with Viol	HOS Measure	HOS AC	HOS with Viol	DF Measure	DF AC	DF with Viol	CS Measure	CS AC	CS with Viol	VM Measure	VM AC	VM with Viol
06/2025	0.00	N	0	0.00	N	0	0.00	N	0	0.00	N	0	0.00	N	0
04/2025	0.00	N	0	0.00	N	0	0.00	N	0	0.00	N	0	0.00	N	0
03/2025	0.00	N	0	0.00	N	0	0.00	N	0	0.00	N	0	0.00	N	0
02/2025	0.00	N	0	0.00	N	0	0.00	N	0	0.00	N	0	0.00	N	0
01/2025	0.00	N	0	0.00	N	0	0.00	N	0	0.00	N	0	0.00	N	0
12/2024	0.00	N	0	0.00	N	0	0.00	N	0	0.00	N	0	0.00	N	0
11/2024	0.00	N	0	0.00	N	0	0.00	N	0	0.00	N	0	0.00	N	0
10/2024	0.00	N	0	0.00	N	0	0.00	N	0	0.00	N	0	0.00	N	0
09/2024	0.00	N	0	0.00	N	0	0.00	N	0	0.00	N	0	0.00	N	0
08/2024	0.00	N	0	0.00	N	0	0.00	N	0	0.00	N	0	0.00	N	0
07/2024	0.00	N	0	0.00	N	0	0.00	N	0	0.00	N	0	0.00	N	0
06/2024	0.00	N	0	0.00	N	0	0.00	N	0	0.00	N	0	0.00	N	0

* BASIC Measures are the absolute SMS scores that are compared within each Safety Event Group to determine the BASIC Score percentiles.

KPI: BASIC Measures by Fleet Size and Cargo Group [ToC](#)

Fleet Size: 1-5 PUs

Cargo Group (Companies)	Unsafe Driving		Hours of Service		Driver Fitness		Controlled Substance		Vehicle Maintenance		HM Compliance		Crash	
	Avg.	Comp. to Avg.	Avg.	Comp. to Avg.	Avg.	Comp. to Avg.	Avg.	Comp. to Avg.	Avg.	Comp. to Avg.	Avg.	Comp. to Avg.	Avg.	Comp. to Avg.
General Freight (486941)	0.78	Better	0.22	Better	0.20	Better	0.01	Better	1.87	Better	0.01	Better	0.06	Better
Refrigerated (62961)	1.49	Better	0.54	Better	0.16	Better	0.02	Better	2.60	Better	0.01	Better	0.11	Better
LOVE FARMER INC	0.00		0.00		0.00		0.00		0.00		0.00		0.00	

Estimated ISS Score: 70 Optional Inspect [ToC About the Inspection Selection System](#)



Estimated ISS Score History - Table ToC

Date	Estimated ISS Score	Recommendation	Algorithm
06/06/2025	70	Optional Inspect	Insufficient Data Algorithm
04/25/2025	70	Optional Inspect	Insufficient Data Algorithm
03/28/2025	70	Optional Inspect	Insufficient Data Algorithm
02/28/2025	70	Optional Inspect	Insufficient Data Algorithm
01/31/2025	70	Optional Inspect	Insufficient Data Algorithm
12/27/2024	69	Optional Inspect	Insufficient Data Algorithm
11/29/2024	63	Optional Inspect	Insufficient Data Algorithm
10/25/2024	63	Optional Inspect	Insufficient Data Algorithm
09/27/2024	63	Optional Inspect	Insufficient Data Algorithm
08/30/2024	63	Optional Inspect	Insufficient Data Algorithm
07/26/2024	63	Optional Inspect	Insufficient Data Algorithm
06/28/2024	63	Optional Inspect	Insufficient Data Algorithm

Investigation Results ToC

No Investigations reported on FMCSA website

Penalties History ToC

There is a problem with the Penalties data on FMCSA website.

Acute Critical Violations (Based on Investigations as per CSA Methodology Appendix A) ToC

No Data

No red flag violations in the last 24 months

DOT Registration Information: The following information on this specific DOT # is from the Federal DOT (as of Operating Authority

DOT Registration: 06/26/2024		Total Power Units: 1	Total Trucks: 1	Total Trailers: 1	Total Passenger Vehicles: 0
Status	Entity Type	Organization Type	Nation	Total Cars	Drivers / CDL Drivers
A	C	-	US	0	1* / 1
MCS-150 Date	Op Codes	Shipper Op Codes	Shipper HazMat Op Codes	Latest Review Type	Latest Review Document Number(Date)
06/26/2024	A				()
MCS-150 Mileage (Year)	Record Update Date	Transports Hazmats	DOT Census Date	Recordable Accident Rate	Preventable Accident Rate
()*	06/26/2024	N	06/26/2024	0%	0%
MCS-151 Mileage	Safety Rating (Date)	SEA Accident	SEA Driver	SEA Vehicle	SEA Management
0	None (None)	0%	0%	0%	0%
Classification Codes		Cargo Carried (per MCS-150)			
Authorized-For-Hire		General Freight, Refrigerated foods			

DOT MCS-150 History ToC (as of - DOT census)

No Data for DOT MCS-150 History



Crash Summary Chart **ToC**Crashes Summary - Chart (based on all available crash data)

No Data

Crashes Summary - Table (based on all available crash data) ToC										
	TOTAL	Last 6 months	7-12 months	13-18 months	19-24 months	25-30 months	30-36 months	37-41 months	42-48 months	Over 49 months
Total Reportable	0	0	0	0	0	0	0	0	0	0
Fatalities	0	0	0	0	0	0	0	0	0	0
Injuries	0	0	0	0	0	0	0	0	0	0
Tow Away	0	0	0	0	0	0	0	0	0	0
With Citations	0	0	0	0	0	0	0	0	0	0
Federal Recordable	0	0	0	0	0	0	0	0	0	0
Preventable	0	0	0	0	0	0	0	0	0	0
Crash per Pwr Unit	-	0.0%	0.0%	0.0%	0.0%	0.0%	0.0%	0.0%	0.0%	-

Inspection Summary ToC			
The following inspection information is based on results for 24 months prior to: 06/17/2025. Please note that the total inspections number is not necessarily the total of the vehicle, driver and hazmat inspections, as one inspection may have included any combination of the below inspections.			
Overall	Vehicle	Driver	Hazmat
(Please note that the total inspections number is not necessarily the total of the vehicle, driver and hazmat inspections, as one inspection may have included any combination of the below inspections) Total Inspections: 2 Total Out of Service: 0 Out of Service: 0% National Average: 21.05% Difference: -21.05%	Total Inspections: 1 Total Out of Service: 0 Out of Service: 0.00% National Average: 25.3% Difference: -25.3%	Total Inspections: 2 Total Out of Service: 0 Out of Service: 0.00% National Average: 6.64% Difference: -6.64%	Total Inspections: 0 Total Out of Service: 0 Out of Service: 0.00% National Average: 2.63% Difference: -2.63%

KPI: Inspection Viol OOS Rates by Cargo Group ToC								
Cargo Group	OVERALL		VEHICLE		DRIVER		HAZMAT	
	Average	Compared to Average	Average	Compared to Average	Average	Compared to Average	Average	Compared to Average
General Freight	28.86%	Better	25.15%	Better	12.71%	Better	0.17%	Better
Refrigerated	22.83%	Better	21.14%	Better	10.16%	Better	0.09%	Better
LOVE FARMER INC	0%		0%		0%		0%	

FHWA Registration Information: The following data on this Motor Carrier is from the Federal Hwy Administration (as of 9/29/2024)								
Docket Number	DOT Number	Company Name	DBA Name	Address	City	State	Country	ZIP Code
MC1652675	4260058	LOVE FARMER INC		4220 BAYONNE CT	STOCKTON	CA	US	95206
Phone Number	Fax Number	Mail Address	Mail City	Mail State	Mail Contry	Mail ZIP Code	Mail Phone Number	Mail Fax Number
(925)-917-1919		4220 BAYONNE CT	STOCKTON	CA	US	95206-6074		
Date of Last Change	Freight	Passenger	Household Goods	Active Authority	Pending Authority	Revocation Pending Authority		
9/29/2024	Y	N	N	/ Common /	/	/		



Insurance Required (as of 09/29/2024) ToC

Docket Number	Insurance Type	Insurance Required	Insurance on File
MC1652675	BIPD	\$750k	\$750k
MC1652675	Cargo	No	No
MC1652675	Bond	No	No

Active / Pending Insurance (as of 09/29/2024)

Docket Number	Form	Type	Insurance Carrier	Policy/Surety	Coverage From	Coverage To	Required	On File	Effective Date	Cancel Date
MC1652675	91X	BIPD/Primary	A-ONE COMMERCIAL INSURANCE RRG, INC	A-ONE2024-5058	\$0k	\$750k	\$750k	\$750k	07/23/2024	-

Insurance History (as of 09/29/2024)

No Data for Insurance History (as of 09/29/2024)

FHWA Authorities (as of 09/29/2024) ToC

Docket#	L&I Name	Active Authority	Inactive Authority	Pending Authority	Revocation Pending Authority	Freight	Passenger	Household Goods
MC1652675	LOVE FARMER INC	Common /				Yes	No	No

Authority History (as of 09/29/2024)

Docket Number	Sub	Auth Type	Original Action	Disposition
MC1652675		COMMON	GRANTED 7/29/2024 12:00:00 AM	

Severe Violations (i.e. those with >= 8 points) - Chart ToC

No Data

Severe Violations (i.e. those with >= 8 points) - Table

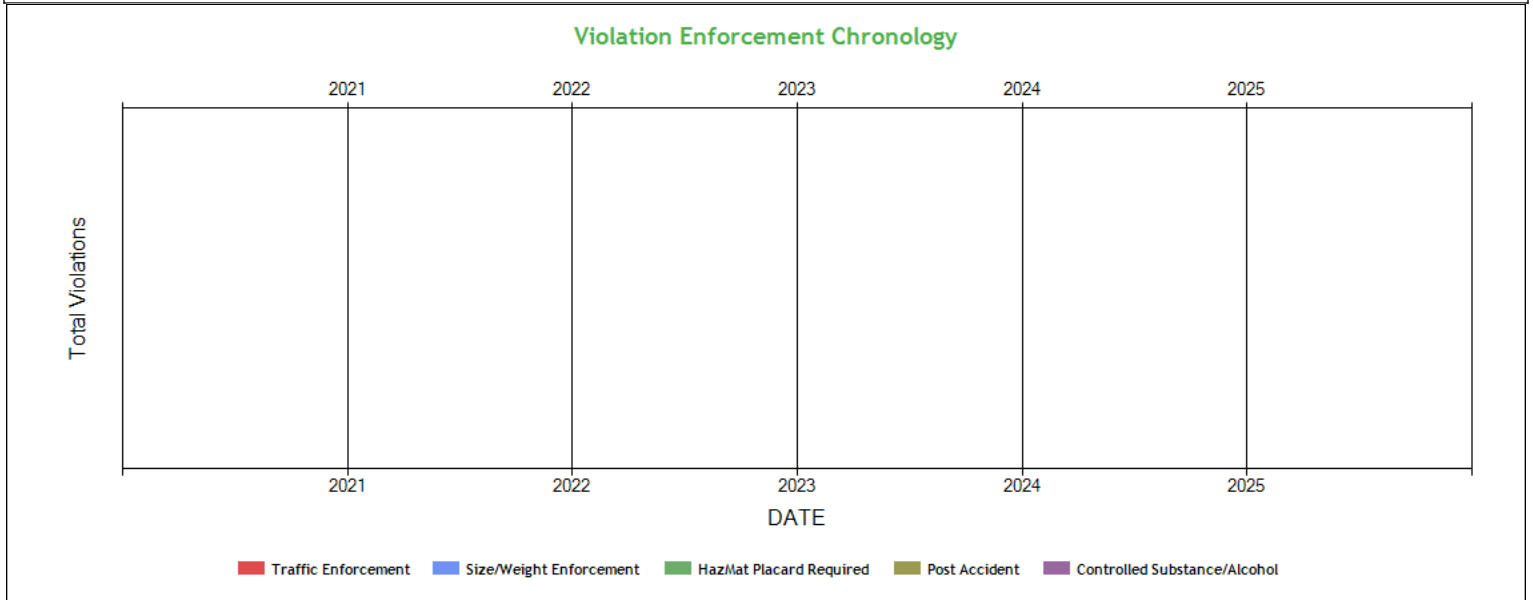
No Data

No data for Violation Report ToC

No data for Violation Summary



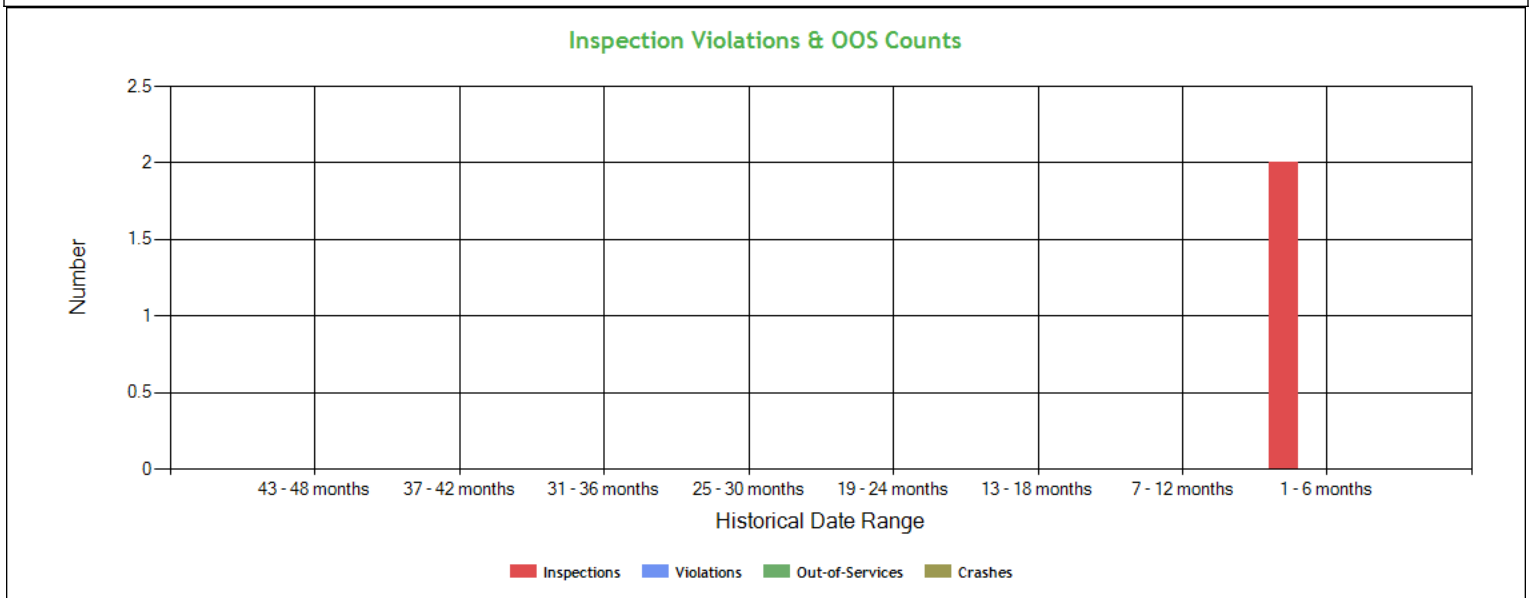
Violation Enforcement Chronology - Chart ToC



Violation Enforcement Chronology - Table ToC

	2021	2022	2023	2024	2025
Traffic Enforcement	0	0	0	0	0
Size/Weight Enforcement	0	0	0	0	0
HazMat Placard Required	0	0	0	0	0
Post Accident	0	0	0	0	0
Controlled Substance/Alcohol	0	0	0	0	0

Inspection Violations & OOS Counts - Chart ToC





Inspection Violations & OOS Counts - Table [ToC](#)

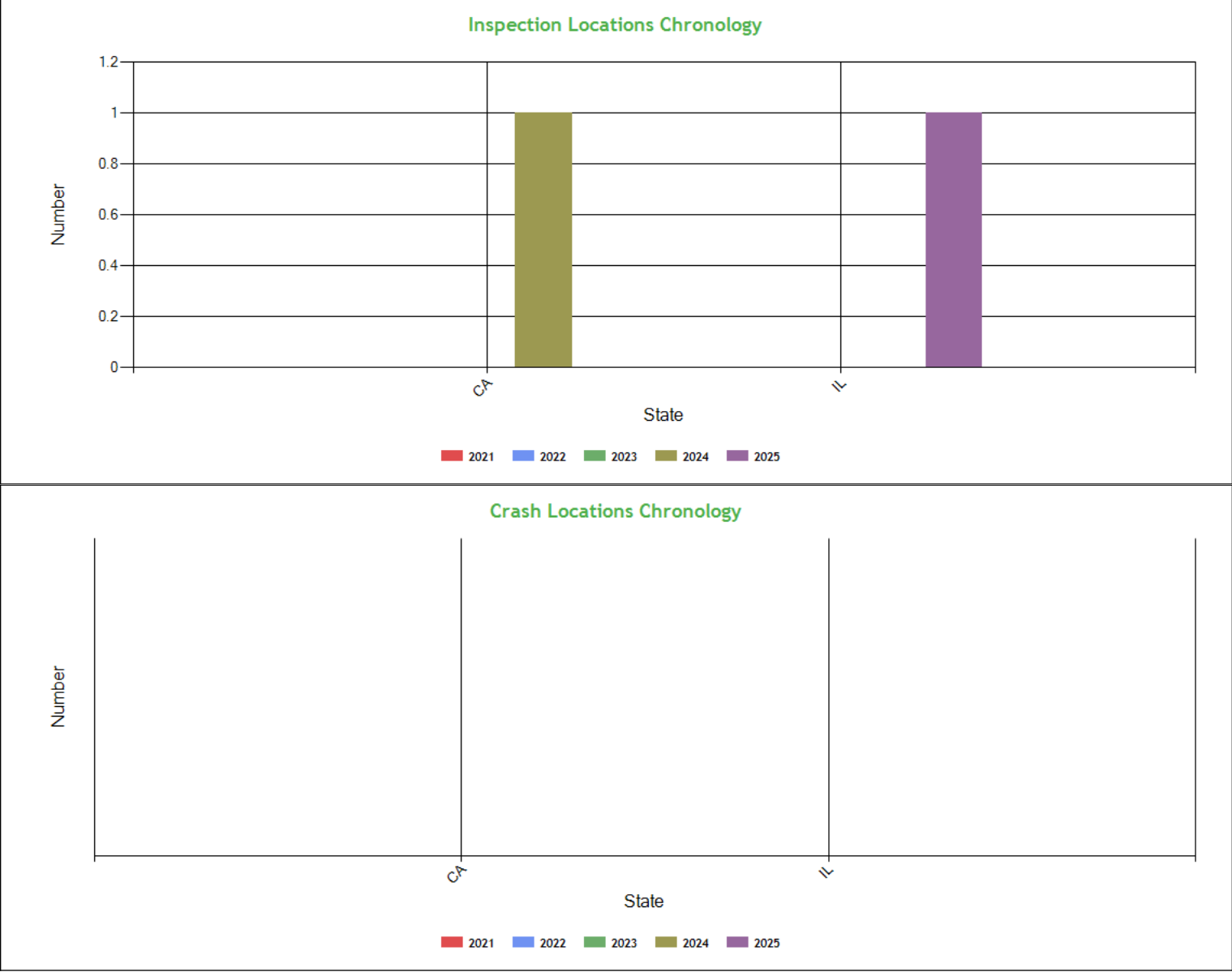
Date Range	Inspections	Violations	Out-of-Services	Crashes
TOTAL	2	0	0	0
1 - 6 months	2	0	0	0
7 - 12 months	0	0	0	0
13 - 18 months	0	0	0	0
19 - 24 months	0	0	0	0
25 - 30 months	0	0	0	0
31 - 36 months	0	0	0	0
37 - 42 months	0	0	0	0
43 - 48 months	0	0	0	0

Radius of Operation (based on Inspections and Crashes during the past 3 years) [ToC](#)

	Total	Drive between 0 and 50 miles radius	Drive between 51 and 200 miles radius	Drive between 201 and 300 miles radius	Drive between 301 and 400 miles radius	Drive between 401 and 500 miles radius	Drive between 501 and 600 miles radius	Drive beyond 600 miles radius
Power Units (i.e. unique VINs)	1	0	0	0	0	0	0	1
Percent	100%	0%	0%	0%	0%	0%	0%	100%



Inspection & Crash Locations - Chart [ToC](#)



Inspection & Crash Locations - Table [ToC](#)

State	Inspections					Violations					Out-of-Services					Crashes				
	2021	2022	2023	2024	2025	2021	2022	2023	2024	2025	2021	2022	2023	2024	2025	2021	2022	2023	2024	2025
TOTAL	0	0	0	1	1	0	0	0	0	0	0	0	0	0	0	0	0	0	0	0
CA	0	0	0	1	0	0	0	0	0	0	0	0	0	0	0	0	0	0	0	0
IL	0	0	0	0	1	0	0	0	0	0	0	0	0	0	0	0	0	0	0	0

Hot Spot Summary [ToC](#)

Year	Month	Level 5	Level 5 %	Level 4	Level 4 %	Level 3	Level 3 %	Level 2	Level 2 %	Level 1	Level 1 %	Level 0	Level 0 %	Levels 1 - 5	Levels 1 - 5 %
2025	January (Partial)	0	0.00%	0	0.00%	1	50.00%	0	0.00%	0	0.00%	0	0.00%	1	50.00%
2024	December	1	50.00%	0	0.00%	0	0.00%	0	0.00%	0	0.00%	0	0.00%	1	50.00%



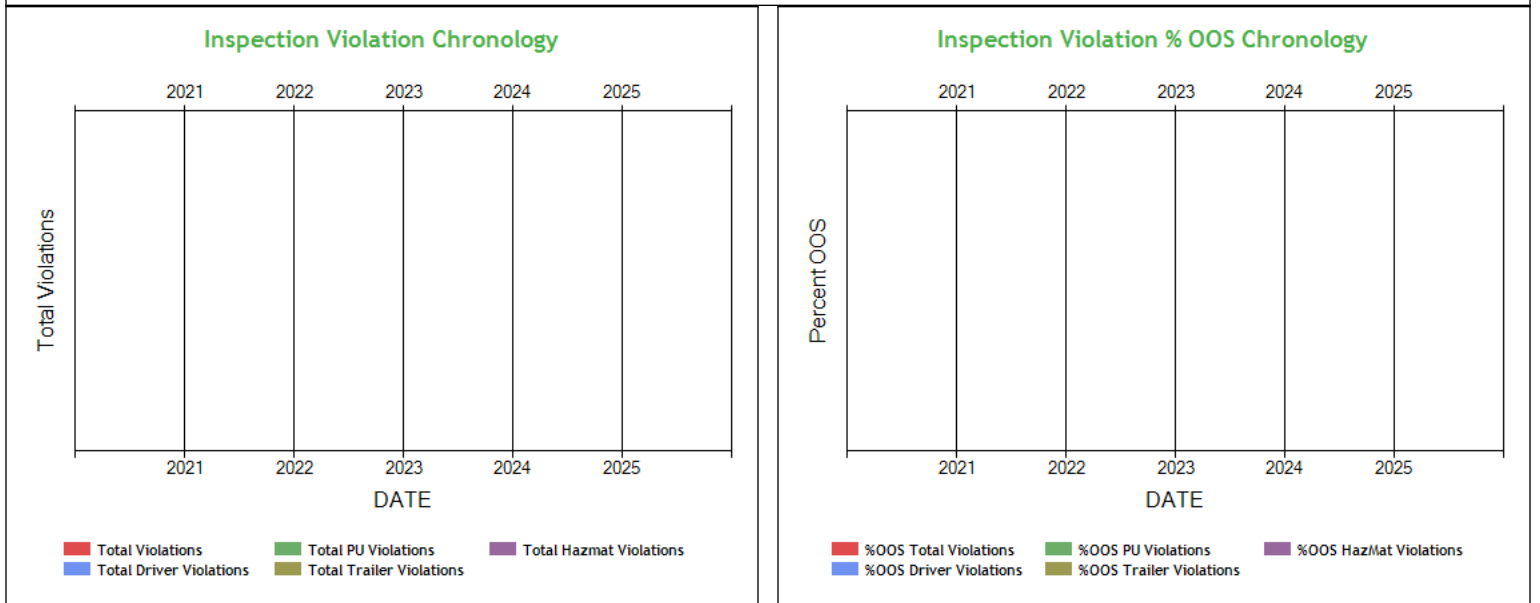
Totals	1	50.00%	0	0.00%	1	50.00%	0	0.00%	0	0.00%	0	0.00%	2	100.00%
--------	---	--------	---	-------	---	--------	---	-------	---	-------	---	-------	---	---------

Hot Spot Analysis

State	County	Level	Count	Percentage
CA	Riverside	5	1	50.00%
IL	Cumberland	3	1	50.00%

Report generated using the last 12 full months of inspection data

Inspection Violation % OOS Chronology - Chart [ToC](#)

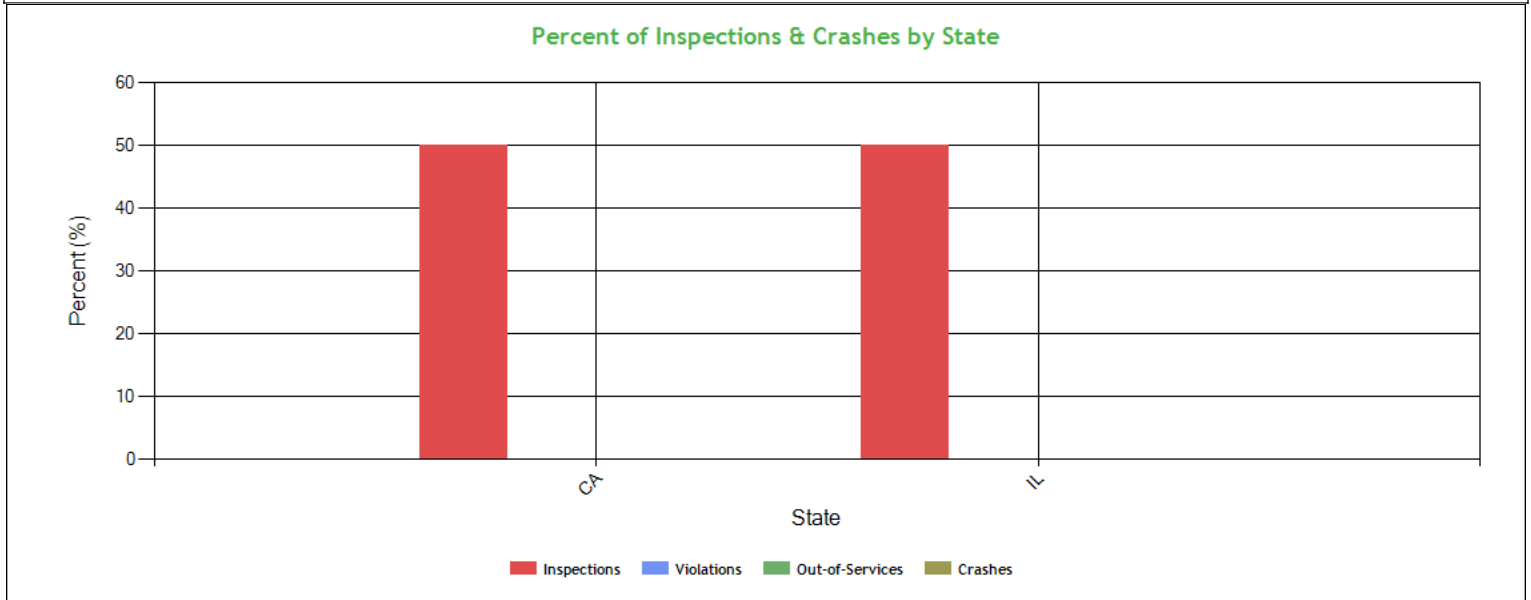


Inspection Violation % OOS Chronology - Table [ToC](#)

	2021	2022	2023	2024	2025
Total Violations	0	0	0	0	0
Total Out Of Services	0	0	0	0	0
%OOS Total Violations	0	0	0	0	0
Total Driver Violations	0	0	0	0	0
Total Driver Out Of Services	0	0	0	0	0
%OOS Driver Violations	0	0	0	0	0
Total PU Violations	0	0	0	0	0
Total PU Out Of Services	0	0	0	0	0
%OOS PU Violations	0	0	0	0	0
Total Trailer Violations	0	0	0	0	0
Total Trailer Out Of Services	0	0	0	0	0
%OOS Trailer Violations	0	0	0	0	0
Total Hazmat Violations	0	0	0	0	0
Total Hazmat Out Of Services	0	0	0	0	0
%OOS HazMat Violations	0	0	0	0	0



Percent of Insp & Crash by State - Chart [ToC](#)



Percent of Insp & Crash by State - Table (based on Inspection data from the last 4 years) [ToC](#)

State	Inspections		Violations		Out-of-Services		Crashes	
	Total	Percent	Total	Percent	Total	Percent	Total	Percent
	2	100	0	100	0	100	0	100
CA	1	50	0	0	0	0	0	0
IL	1	50	0	0	0	0	0	0

VIN Insp Summary by State (based on inspection from the last 2 years) [ToC](#)

VIN	Insp	Viol Pts	Counts in each State			
			CA		IL	
			Insp	Viol Pts	Insp	Viol Pts
TOTALS	4/0*	2/0**	1	0	1	0
1UYVS2536J2022011	2	0	1	0	1	0
4V4NC9EH9PN611923	2	0	1	0	1	0

*<Total number of inspections for these 2 VIN(s)>/n<Total number of inspections for these 2 state(s)>

**<Total severity sum for these 2 VIN(s)>/n<Total severity sum for these 2 state(s)>

Violations By Unit Type [ToC](#)

of Violations: 0 Total Severity: 0

Equipment Ownership [ToC](#)Equipment Ownership (based on MCS-150 dated 6/26/2024)

	Trucks	Tractors	Trailers	Motor Coaches	Vans
Owned	0	1	0	0	0
Term Leased	0	0	1	0	0
Trip Leased	0	0	0	0	0
Total No.	0	1	1	0	0



Equipment Details Power Units [ToC](#)

VIN	Latest Insp Date	Year	Make	Model	Body Class	Body Type	Axles	Len	Fuel Type
4V4NC9EH9PN 611923	01/09/2025	2023	VOLVO	-	Truck	-	-	-	Diesel

Equipment Details Trailers

VIN	Latest Insp Date	Year	Make	Model	Body Class	Body Type	Axles	Len	Fuel Type
1UYVS2536J20 22011	01/09/2025	2018	UTILITY	Utility Trailer Manufacturer	Trailer	Van Trailer	2	53	-

Vehicle Age [ToC](#)

Year	# Power Units	PU Percentage	# Trailers	Trailres Percentage
2023	1	100.00%	0	0.00%
2018	0	0.00%	1	100.00%

Based on 24 months of inspection data, see the live report for more options

States of Power Unit Registrations [ToC](#)

State	CA	IL
Number of Power Units	1	1

Equipment Acquisitions - Table [ToC](#)

	Power Units inspected for 1st time in past 12 months	Power Units inspected for 1st time in past 24 months	Power Units inspected during entire date range	Trailers inspected for 1st time in past 12 months	Trailers inspected for 1st time in past 24 months	Trailers inspected during entire date range
Unique VINs	1	1	1	1	1	1
Unique License Plates	1	1	1	1	1	1
License Plate States	1	1	1	1	1	1

Driver Details [ToC](#) Driver Details (based on MCS-150 dated 6/26/2024)

	Within 100 mi	Beyond 100 mi	TOTAL
# Drivers Interstate	0	1	1
# Drivers Intrastate	0	0	0
TOTAL	0	1	/

Avg. # Trip Lease Drivers/Mo: 0 # Drivers Grand Total: 1 # Drivers Commercially Licensed: 1

Shared VIN Summary [ToC](#)

No Data

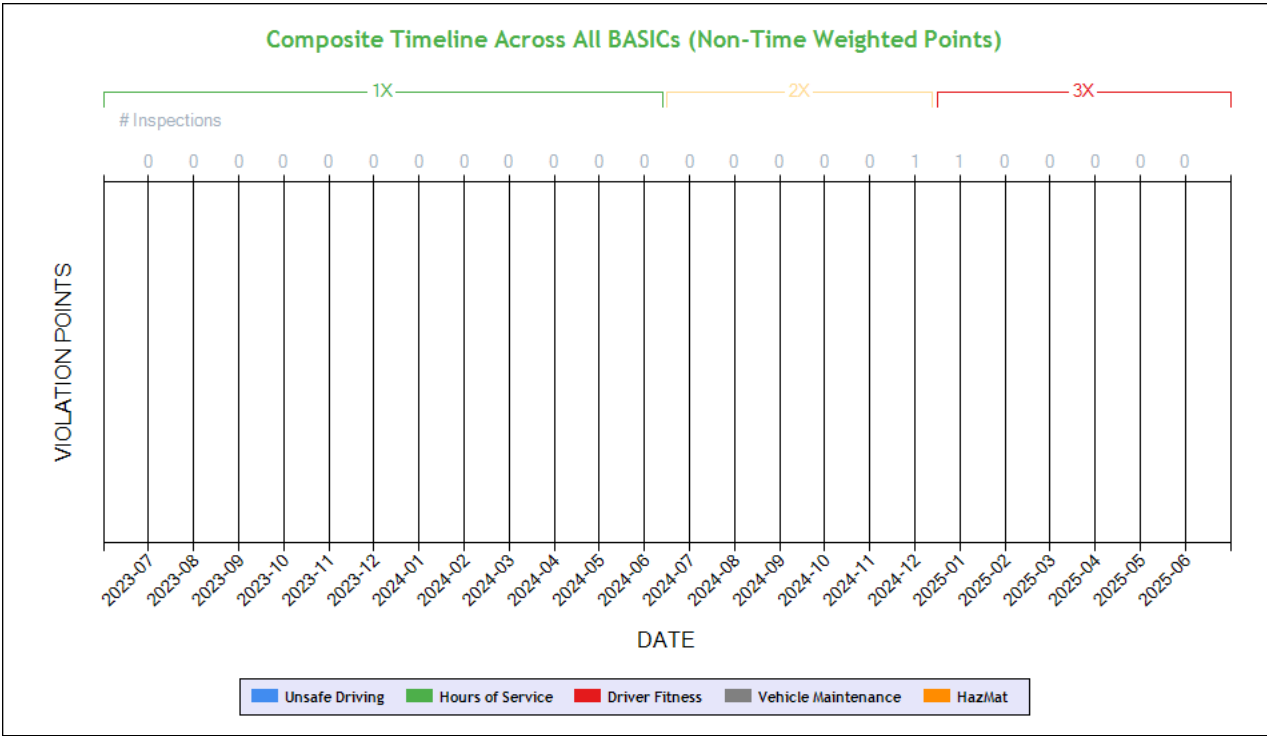


SHIPPERS DETAIL **ToC** based on Inspection results for the last 4 years

Shipper Name	Number of Inspections	Shipper Name	Number of Inspections
No Shipper listed	1	ALIYAS FOODS LIMITED.	1



Carrier Underwriting Report Safety Summary ToC



Time-Weighted Violation Points - no data available to draw a chart
Time-Weighted Violation Points by Vehicle - no data available to draw a chart

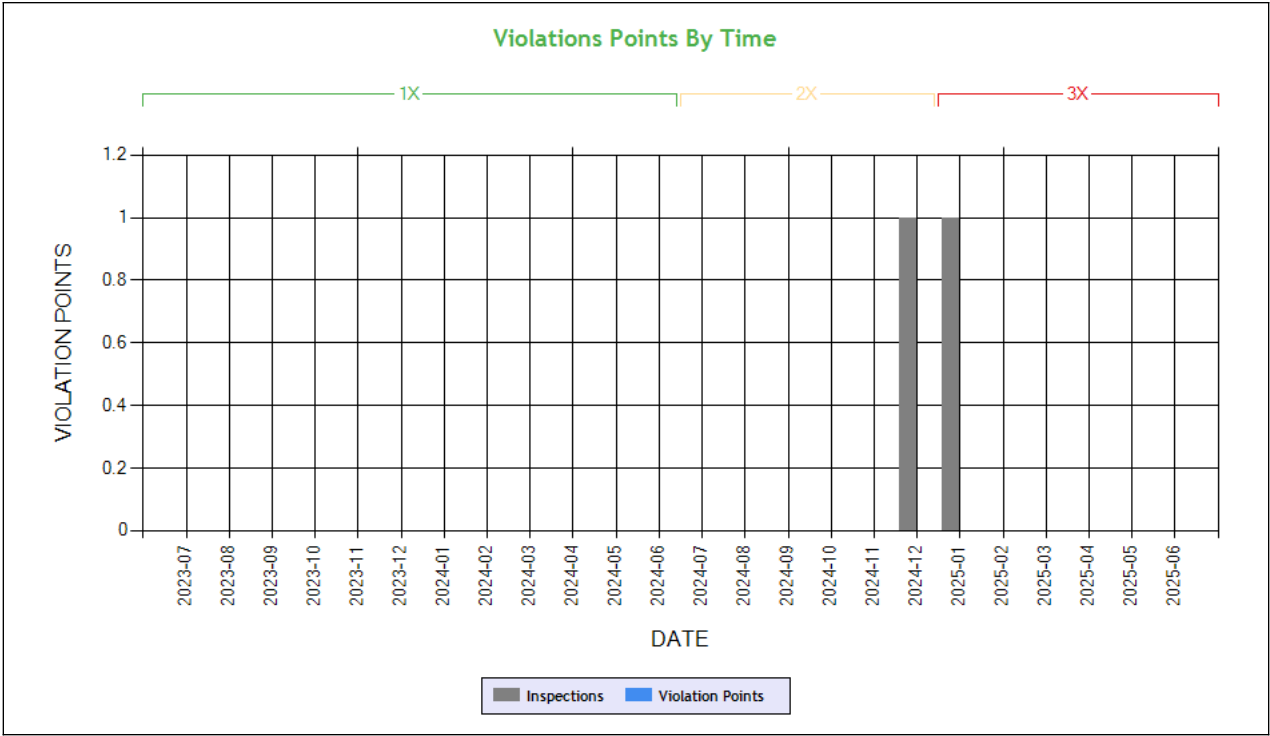
See the Excel file for the complete analysis # Violations is in (1-6/7-12/13-24mo)

Shaded = Out Of Service Violation		
Violation Group		
Violation Description	Total Time-weighted Points by VIN	% of Total Time-weighted Points by VIN
Driver Resp		
Total Time-weighted Points		
% Total Time-Wt Pts		



SAFETY ANALYSIS ToC

Unsafe Driving



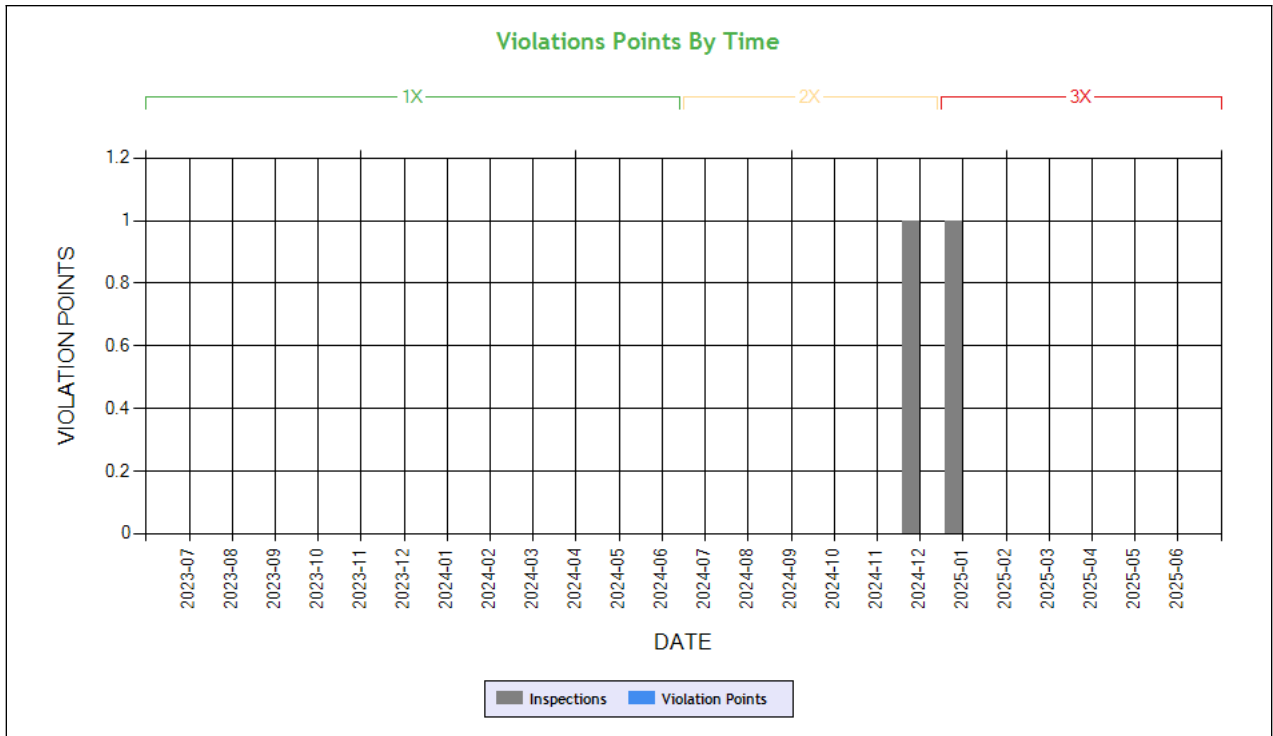
Time-Weighted Violation Points - no data available to draw a chart
Time-Weighted Severity Points by Vehicle - no data available to draw a chart

See the Excel file for the complete analysis # Violations is in (1-6/7-12/13-24mo)

Shaded = Out Of Service Violation		
Violation Group		
Violation Description	Total Time-weighted Points by VIN	% of Total Time-weighted Points by VIN
Driver Resp		
Total Time-weighted Points		
% Total Time-Wt Pts		

HOS Compliance

Time-Weighted Violation Points - no data available to draw a chart
Time-Weighted Severity Points by Vehicle - no data available to draw a chart



Carrier Software
 1-800-646-5152
 info@CarrierSoftware.com

CONFIDENTIAL - Intended for use by Amerigo Insurance Agency - Date: 6/18/2025
 LOVE FARMER INC - DOT# 4260058 / MC1652675

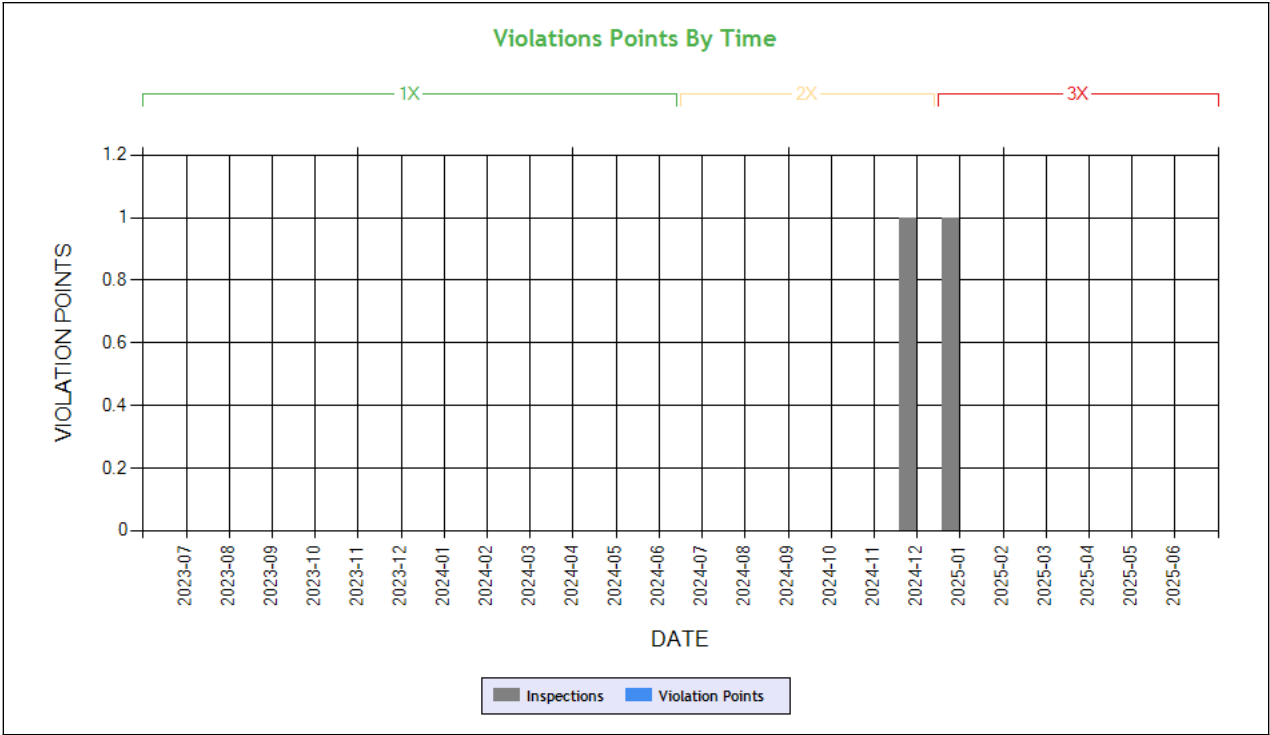
See the Excel file for the complete analysis

Violations is in (1-6/7-12/13-24mo)

Shaded = Out Of Service Violation		
Violation Group		
Violation Description	Total Time-weighted Points by VIN	% of Total Time-weighted Points by VIN
Driver Resp		
Total Time-weighted Points		
% Total Time-Wt Pts		



Driver Fitness



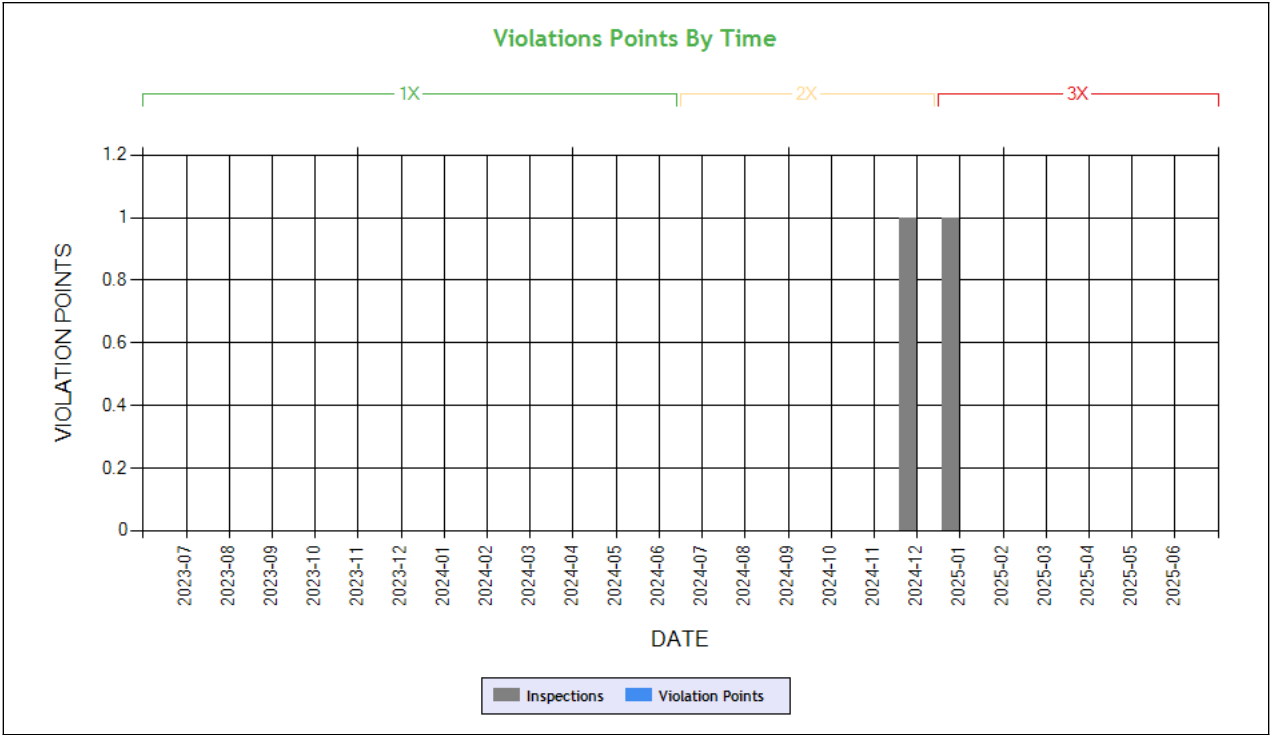
Time-Weighted Violation Points - no data available to draw a chart
Time-Weighted Severity Points by Vehicle - no data available to draw a chart

See the Excel file for the complete analysis # Violations is in (1-6/7-12/13-24mo)

Shaded = Out Of Service Violation		
Violation Group		
Violation Description	Total Time-weighted Points by VIN	% of Total Time-weighted Points by VIN
Driver Resp		
Total Time-weighted Points		
% Total Time-Wt Pts		



Vehicle Maintenance



Time-Weighted Violation Points - no data available to draw a chart
Time-Weighted Severity Points by Vehicle - no data available to draw a chart

See the Excel file for the complete analysis # Violations is in (1-6/7-12/13-24mo)

Shaded = Out Of Service Violation		
Violation Group		
Violation Description	Total Time-weighted Points by VIN	% of Total Time-weighted Points by VIN
Driver Resp		
Total Time-weighted Points		
% Total Time-Wt Pts		

COLOR CODED CRASH TABLE ToC

No crashes have been reported by the DOT on this Motor Carrier
INSPECTIONS WITH SHARED EQUIPMENT:
No Data



LEGEND

Vehicle Information

Inspection for DOT # being analyzed

Inspection for Different DOT #

Crash Information for specific VIN

INSPECTION DETAILS for ALL Inspections

PDF shows the first 100 Power Unit & Trailer VINs with most recent inspections using data from the last 4 years

POWER UNIT Inspections Section

VIN: 4V4NC9EH9PN611923				Unit: Truck Tractor		Year: 2023	Make: VOLVO	
DOT No: 4260058		Docket No: MC1652675		Name: LOVE FARMER INC			Interstate: Yes	
Date	Unit License	Unit Lic State	Violation Unit	Violation Description		Severity	OOS	Citation
01/09/2025	YP56695	CA	-	-		-	-	-
12/18/2024	YP56695	CA	-	-		-	-	-
DOT No: 2907733				Docket No: MC978980		Name: SYNDICATE FREIGHT CARRIER INC		Interstate: Yes
Date	Unit License	Unit Lic State	Violation Unit	Violation Description		Severity	OOS	Citation
02/08/2024	YP56695	CA	-	-		-	-	-
06/29/2023	YP56695	CA	-	-		-	-	-
06/11/2023	YP56695	CA	D	392.2SLLS2 - State/Local Laws - Speeding 6-10 miles per hour over the speed limit		4	No	9505250
03/21/2023	YP56695	CA	-	-		-	-	-

TRAILER Inspections Section

VIN: 4V4NC9EH9PN611923				Unit: Truck Tractor		Year: 2023	Make: VOLVO	
DOT No: 4260058		Docket No: MC1652675		Name: LOVE FARMER INC			Interstate: Yes	
Date	Unit License	Unit Lic State	Violation Unit	Violation Description		Severity	OOS	Citation
01/09/2025	YP56695	CA	-	-		-	-	-
12/18/2024	YP56695	CA	-	-		-	-	-
DOT No: 2907733				Docket No: MC978980		Name: SYNDICATE FREIGHT CARRIER INC		Interstate: Yes
Date	Unit License	Unit Lic State	Violation Unit	Violation Description		Severity	OOS	Citation
02/08/2024	YP56695	CA	-	-		-	-	-
06/29/2023	YP56695	CA	-	-		-	-	-
06/11/2023	YP56695	CA	D	392.2SLLS2 - State/Local Laws - Speeding 6-10 miles per hour over the speed limit		4	No	9505250
03/21/2023	YP56695	CA	-	-		-	-	-

Inspection Summary By Month (based on inspections from the last 4 years) [ToC](#)

Year-Month	Number of Inspections	Number of Power Units	Total Violations	Total OOS Inspections	Total Severity Points	Number of Crashes
2025-01	1	1	0	0	0	0
2024-12	1	1	0	0	0	0

Note: The most recent month's counts may not include all the inspections for that month.



No data for Inspection Summary By Month

Inspection History ToC						
Inspection Date	Report Number	Report State	PU VIN	TR VIN	Severity Weight	Time Weight
01/09/2025	4127401167	IL	4V4NC9EH9PN611923 - Truck Tractor	1UYVS2536J2022011 - Semi Trailer		3
12/18/2024	UCXF004002	CA	4V4NC9EH9PN611923 - Truck Tractor	1UYVS2536J2022011 - Semi Trailer		3
Only the first 20 inspections are shown. See the live report for more data.						

Crash Hot Spots ToC					
State	Level 1 (lowest crash frequency)	Level 2	Level 3	Level 4	Level 5 (highest crash frequency)
California	0	1	0	0	0
Illinois	0	0	0	0	1
Total	0	1	0	0	1
Company Level: 4					

Equipment and Driver Details ToC						
	Equipment (Owned/Leased/Trip)			Driver Details		
MCS-150 Date	Tractors	Straight Trucks	Trailers	CDL's	Interstate	Intrastate
06/26/2024	1/0/0	0/0/0	0/1/0	1	1	0

Chameleon Type 1 - Chameleon issues highlighted in RED ToC										
DOT	Legal Name	MCS-150 Date	Physical Address	Mailing Address	Company Rep 1	Company Rep 2	Phone	Fax	Cell Phone	Email
3572232	GOOD LUCK CARRIER INC	06/13/2025	2263 BEPPE AVE, MANTECA, CA, 95337	2263 BEPPE AVE, MANTECA, CA, 95337	LOVEPREET SINGH		(209)-815-3625		(209)-815-3625	GOODLUCK9992@YAHOO.COM
4023880	LSS TRUCKING INC	06/12/2025	882 NOTTINGHAM LN APT 520, GREENWOOD, IN, 46142	882 NOTTINGHAM LN APT 520, GREENWOOD, IN, 46142	LOVEPREET SINGH		(574)-323-7486		(574)-323-7486	LOVEPREET@LSSTRUCKINGINC.COM
4052832	THREE ACES TRANSPORT INC	06/12/2025	5249 JARVIS LN, FONTANA, CA, 92336	5249 JARVIS LN, FONTANA, CA, 92336	LOVEPREET SINGH		(909)-782-5353			DISPATCH@THREEACES.CO
4249179	JLS TRUCKLINE INC	06/10/2025	1216 S BRIDLE AVE, FRESNO, CA, 93727	1216 S BRIDLE AVE, FRESNO, CA, 93727-0854	LOVEPREET SINGH		(510)-499-6464		(510)-499-6464	SANDHU2424M@GMAIL.COM
4342454	JBS ROADLINES INC	06/10/2025	1407 E LAURELWOOD DR, SAN BERNARDINO, CA, 92408	1407 E LAURELWOOD DR, SAN BERNARDINO, CA, 92408-3676	LOVEPREET SINGH		(909)-266-7997		(909)-266-7997	LSKAHLON66@GMAIL.COM
3555185	LEHAL CARRIER INC	06/09/2025	1009 ORCHARD WAY APT A, W SACRAMENTO, CA, 95691	7362 ALLESLEY DR, AVON, IN, 46123	LOVEPREET SINGH		(925)-204-5327			LOVESINGH0396@GMAIL.COM
3912276	PANNU FREIGHT INC	06/09/2025	3811 SUNSETPARKE WAY, SACRAMENTO, CA, 95834	3811 SUNSETPARKE WAY, SACRAMENTO, CA, 95834	LOVEPREET SINGH		(916)-495-5108		(916)-495-5108	PANNUFREIGHT13@GMAIL.COM
3423002	CHAIRMAN EXPRESS INC	06/07/2025	132 DUNFIRTH CT, HAYWARD, CA, 94542	132 DUNFIRTH CT, HAYWARD, CA, 94542	LOVEPREET SINGH		(510)-856-6666			CHAIRMANEXPRESSINC@GMAIL.COM
3452036	JAGROOP TRUCKLINES INC	06/06/2025	6510 THUNDER TRAIL DR, BAKERSFIELD, CA, 93313	6510 THUNDER TRAIL DR, BAKERSFIELD, CA, 93313	LOVEPREET SINGH	JAGROOP SINGH	(509)-768-7640		(661)-330-6064	LOVEPREET47526952@GMAIL.COM
4070518	SG TRUCK LINES INC	06/05/2025	377 CONKLIN AVE, BINGHAMTON, NY, 13903	377 CONKLIN AVE, BINGHAMTON, NY, 13903	LOVEPREET SINGH		(862)-703-1658		(862)-703-1658	SGTRUCKLINES@GMAIL.COM



2439137	LOVE G TRUCKING INC	06/02/2025	9000 CARNEROS STREET, ROSEVILLE, CA, 95747	9000 CARNEROS ST, ROSEVILLE, CA, 95747	SATNAM SINGH	LOVEPREET SINGH	(916)-473-3381	(916)-474-5215	(916)-473-3381	GILLSATNAM65@GMAIL.COM
3151323	MANTAAJ LOGISTICS LLC	03/25/2025	3150 HILLTOP MALL ROAD SUITE 53, RICHMOND, CA, 94806	3150 HILLTOP MALL RD SUITE 53, RICHMOND, CA, 94806	BALJINDER SINGH	LOVEPREET SINGH	(510)-823-6747		(510)-823-6747	MANTAAJLOGISTICS@GMAIL.COM
4340532	PUNJAB YC LOGISTICS INC	02/23/2025	1525 BRIDGE ST APT 46, YUBA CITY, CA, 95993	1525 BRIDGE ST APT 46, YUBA CITY, CA, 95993-8603	JAGDEEP SINGH	LOVEPREET SINGH	(909)-215-8449			PUNJABYCLOGISTICS@GMAIL.COM
4219161	15133599 CANADA INC	04/02/2024	90 GRANDVILLE CIR, PARIS, ON, N3L 0J5	90 GRANDVILLE CIR, PARIS, ON, N3L 0J5	GURLAL SINGH	LOVEPREET SINGH	(204)-915-8536			INFO@BLACKHAWKTRUCKING.CA
2877559	ROADLINK INTERMODAL INC	08/29/2023	777 DEPOT CT, LATHROP, CA, 95330	PO BOX 1483, UNION CITY, CA, 94587	LOVEPREET SINGH	LOVEPREET SINGH	(408)-903-5009		(510)-999-7004	ROADLINKINTERMODAL@GMAIL.COM
3653853	J S UNITED CARRIERS INC	11/18/2022	2153 MOONSTONE AVE, SACRAMENTO, CA, 95835	2153 MOONSTONE AVE, SACRAMENTO, CA, 95835	RUPINDER MAJHAIL	LOVEPREET SINGH	(916)-952-8943		(209)-707-6759	JSUNITEDCARRIERS@OUTLOOK.COM
3424923	KULAR ENTERPRISES INC	05/19/2022	8145 EMMY WILLOW LN, SACRAMENTO, CA, 95828	8145 EMMY WILLOW LN, SACRAMENTO, CA, 95828-5399	LOVEPREET SINGH	LOVEPREET SINGH	(510)-778-2236		(510)-778-2236	BALJINDER10KULAR@GMAIL.COM
3241738	UNITED 13 CORP	09/06/2019	14 RANDOLPH ST STE 1, CARTERET, NJ, 07008	14 RANDOLPH ST STE 1, CARTERET, NJ, 07008-3012	GURSIMRAN SINGH	LOVEPREET SINGH	(732)-742-1322	(908)-510-2146	(646)-229-0333	
2813337	BLUE HORSE XPRESS INC	10/07/2015	5340 N VALENTINE AVE # 101, FRESNO, CA, 93711	5340 N VALENTINE AVE # 101, FRESNO, CA, 93711	KULWANT KAUR	LOVEPREET SINGH	(559)-385-3811		(559)-250-7988	

Chameleon Type 2 ToC

VIN	Unit Type	Inspection Date	DOT No	Company Name	City	State
-----	-----------	-----------------	--------	--------------	------	-------