



Table of Contents

| | |
|--|---|
| 1. Overview | 2. BASIC Scores History |
| 3. BASIC Measures | 4. KPI: BASIC Measures by Cargo Group |
| 5. Estimated ISS Score | 6. Investigation Results |
| 7. Penalties History | 8. Acute Critical Violations |
| 9. Red Flag Violation Details | 10. DOT Registration Information |
| 11. DOT MCS-150 History | 12. Crash Summary |
| 13. Inspection Summary | 14. KPI: Inspection Viol OOS Rates by Cargo Group |
| 15. FHWA Registration Information | 16. FHWA Insurance Information |
| 17. FHWA Authorities | 18. Severe Violations |
| 19. Violation Report | 20. Violation Summary |
| 21. Violation Enforcement Chronology | 22. Inspection Violations & OOS Counts |
| 23. Radius Of Operation | 24. Inspection & Crash Locations |
| 25. Cargo Hot Spots | 26. Inspection Violations & OOS Chronology |
| 27. Percent of Insp & Crash by State | 28. VIN Insp Summary by State |
| 29. Violations By Unit Type | 30. Equipment Ownership |
| 31. Equipment Details | 32. Vehicle Age |
| 33. States of Power Unit Registrations | 34. Equipment Acquisitions |
| 35. Driver Details | 36. Shared VIN Summary |
| 37. Shipper Table | 38. Safety Summary |
| 39. Safety Details | 40. Crash Detail Color Coded |
| 41. Inspections with Shared Equipment | 42. Inspection Tabular Details |
| 43. Inspection Summary By Month | 44. VIN Inspection Violation Details |
| 45. Inspection History | 46. Crash Hot Spots |
| 47. DOT MCS-150 History Equipment and Driver Details | 48. Chameleon |



Business Address

1696 PEBBLE BEACH DR
YUBA CITY, CA
95993

Contact Info

(530)-709-8477

PANNUBRO609@GMAIL.COM

FHWA Address

1696 PEBBLE BEACH DR
YUBA CITY, CA, 95993
Phone: (530)-709-8477

Mailing Address

1696 PEBBLE BEACH DR
YUBA CITY, CA
95993-8272

Overview [ToC](#)

Operating Status: AUTHORIZED FOR Property
2 other companies viewed this DOT in the past two months
Crash/PU ratio: 0.0%
Clean Inspection ratio: 80.0%

Estimated BASIC Scores (as of 7/25/2025)

| | Unsafe Driving | Hours of Service | Driver Fitness | Controlled Sub. and Alcohol | Vehicle Maintenance | HM Compliance | Crash |
|------------------------|----------------|------------------|----------------|-----------------------------|---------------------|---------------|-------|
| Relative Scores | 0% ○ | 0% ○ | 0% ○ | 0% ○ | 0% ⬆ | 0% ○ | 0% ○ |
| Alert Status | No | No | No | No | No | No | No |



Estimated Inspection Selection System (ISS) Score: 1
Category: Pass

BASIC Scores History - Unsafe Driving [ToC](#)

There are no Scores for this BASIC

BASIC Scores History - Hours of Service [ToC](#)

There are no Scores for this BASIC

BASIC Scores History - Driver Fitness [ToC](#)

There are no Scores for this BASIC

BASIC Scores History - Controlled Substance [ToC](#)

There are no Scores for this BASIC



BASIC Scores History - Vehicle Maintenance ToC

There are no Scores for this BASIC

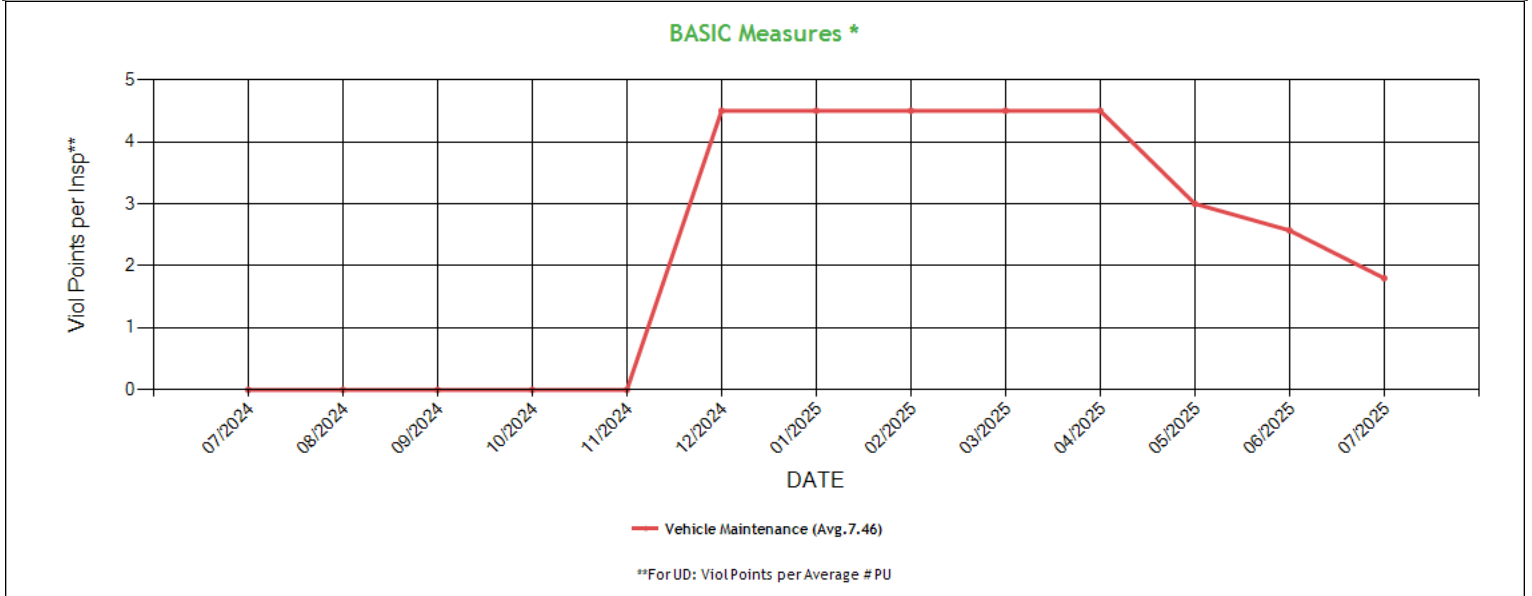
BASIC Scores History - Crash ToC

There are no Scores for this BASIC

BASIC Scores History - Hazmat ToC

There are no Scores for this BASIC

BASIC Measures: Violation Points per Inspection Trends ToC



* BASIC Measures are the absolute SMS scores that are compared within each Safety Event Group to determine the BASIC Score percentiles. Averages based on fleets with 1-5 power units.



BASIC Measures * - Table ToC

UD-Unsafe Driving, HOS-Hours of Service, DF-Driver Fitness, CS-Controlled Substances, VM-Vehicle Maintenance

| Date | UD Measure | UD AC | UD with Viol | HOS Measure | HOS AC | HOS with Viol | DF Measure | DF AC | DF with Viol | CS Measure | CS AC | CS with Viol | VM Measure | VM AC | VM with Viol |
|---------|------------|-------|--------------|-------------|--------|---------------|------------|-------|--------------|------------|-------|--------------|------------|-------|--------------|
| 07/2025 | 0.00 | N | 0 | 0.00 | N | 0 | 0.00 | N | 0 | 0.00 | N | 0 | 1.80 | N | 1 |
| 06/2025 | 0.00 | N | 0 | 0.00 | N | 0 | 0.00 | N | 0 | 0.00 | N | 0 | 2.57 | N | 1 |
| 05/2025 | 0.00 | N | 0 | 0.00 | N | 0 | 0.00 | N | 0 | 0.00 | N | 0 | 3.00 | N | 1 |
| 04/2025 | 0.00 | N | 0 | 0.00 | N | 0 | 0.00 | N | 0 | 0.00 | N | 0 | 4.50 | N | 1 |
| 03/2025 | 0.00 | N | 0 | 0.00 | N | 0 | 0.00 | N | 0 | 0.00 | N | 0 | 4.50 | N | 1 |
| 02/2025 | 0.00 | N | 0 | 0.00 | N | 0 | 0.00 | N | 0 | 0.00 | N | 0 | 4.50 | N | 1 |
| 01/2025 | 0.00 | N | 0 | 0.00 | N | 0 | 0.00 | N | 0 | 0.00 | N | 0 | 4.50 | N | 1 |
| 12/2024 | 0.00 | N | 0 | 0.00 | N | 0 | 0.00 | N | 0 | 0.00 | N | 0 | 4.50 | N | 1 |
| 11/2024 | 0.00 | N | 0 | 0.00 | N | 0 | 0.00 | N | 0 | 0.00 | N | 0 | 0.00 | N | 0 |
| 10/2024 | 0.00 | N | 0 | 0.00 | N | 0 | 0.00 | N | 0 | 0.00 | N | 0 | 0.00 | N | 0 |
| 09/2024 | 0.00 | N | 0 | 0.00 | N | 0 | 0.00 | N | 0 | 0.00 | N | 0 | 0.00 | N | 0 |
| 08/2024 | 0.00 | N | 0 | 0.00 | N | 0 | 0.00 | N | 0 | 0.00 | N | 0 | 0.00 | N | 0 |
| 07/2024 | 0.00 | N | 0 | 0.00 | N | 0 | 0.00 | N | 0 | 0.00 | N | 0 | 0.00 | N | 0 |

* BASIC Measures are the absolute SMS scores that are compared within each Safety Event Group to determine the BASIC Score percentiles.

KPI: BASIC Measures by Fleet Size and Cargo Group ToC

Fleet Size: 1-5 PUs

| | Unsafe Driving | | Hours of Service | | Driver Fitness | | Controlled Substance | | Vehicle Maintenance | | HM Compliance | | Crash | |
|--------------------------|----------------|---------------|------------------|---------------|----------------|---------------|----------------------|---------------|---------------------|---------------|---------------|---------------|-------|---------------|
| Cargo Group (Companies) | Avg. | Comp. to Avg. | Avg. | Comp. to Avg. | Avg. | Comp. to Avg. | Avg. | Comp. to Avg. | Avg. | Comp. to Avg. | Avg. | Comp. to Avg. | Avg. | Comp. to Avg. |
| General Freight (489170) | 0.79 | Better | 0.21 | Better | 0.20 | Better | 0.01 | Better | 1.87 | Better | 0.01 | Better | 0.06 | Better |
| PANNU BRO TRUCKING INC | 0.00 | | 0.00 | | 0.00 | | 0.00 | | 1.80 | | 0.00 | | 0.00 | |

Estimated ISS Score: 1 Pass ToC About the Inspection Selection System

Estimated ISS Score History - Table ToC

| Date | Estimated ISS Score | Recommendation | Algorithm |
|------------|---------------------|------------------|-----------------------------|
| 07/25/2025 | 1 | Pass | Safety Algorithm |
| 06/30/2025 | 1 | Pass | Safety Algorithm |
| 05/31/2025 | 1 | Pass | Safety Algorithm |
| 04/25/2025 | 1 | Pass | Safety Algorithm |
| 03/28/2025 | 1 | Pass | Safety Algorithm |
| 02/28/2025 | 1 | Pass | Safety Algorithm |
| 01/31/2025 | 1 | Pass | Safety Algorithm |
| 12/27/2024 | 1 | Pass | Safety Algorithm |
| 11/29/2024 | 63 | Optional Inspect | Insufficient Data Algorithm |
| 10/25/2024 | 63 | Optional Inspect | Insufficient Data Algorithm |
| 09/27/2024 | 63 | Optional Inspect | Insufficient Data Algorithm |
| 08/30/2024 | 63 | Optional Inspect | Insufficient Data Algorithm |
| 07/26/2024 | 63 | Optional Inspect | Insufficient Data Algorithm |

Investigation Results ToC

No Investigations reported on FMCSA website



Penalties History [ToC](#)

There is a problem with the Penalties data on FMCSA website.

Acute Critical Violations (Based on Investigations as per CSA Methodology Appendix A) [ToC](#)

No Data

No red flag violations in the last 24 months

DOT Registration Information: The following information on this specific DOT # is from the Federal DOT (as of Operating Authority

| DOT Registration: 07/08/2024 | | Total Power Units: 2 | | Total Trucks: 2 | | Total Trailers: 2 | | Total Passenger Vehicles: 0 | |
|------------------------------|----------------------|-----------------------------|-------------------------|--------------------------|-------------------------------------|-------------------|--|-----------------------------|--|
| Status | Entity Type | Organization Type | Nation | Total Cars | Drivers / CDL Drivers | | | | |
| A | C | - | US | 0 | 3* / 3 | | | | |
| MCS-150 Date | Op Codes | Shipper Op Codes | Shipper HazMat Op Codes | Latest Review Type | Latest Review Document Number(Date) | | | | |
| 07/10/2025 | A | | | | () | | | | |
| MCS-150 Mileage (Year) | Record Update Date | Transports Hazmats | DOT Census Date | Recordable Accident Rate | Preventable Accident Rate | | | | |
| 41,344 (2024) | 07/10/2025 | N | 07/08/2024 | 0% | 0% | | | | |
| MCS-151 Mileage | Safety Rating (Date) | SEA Accident | SEA Driver | SEA Vehicle | SEA Management | | | | |
| 117000 | None (None) | 0% | 0% | 0% | 0% | | | | |
| Classification Codes | | Cargo Carried (per MCS-150) | | | | | | | |
| Authorized-For-Hire | | General Freight | | | | | | | |

DOT MCS-150 History [ToC](#)

(as of 07/14/2025 DOT census)

| Census Date | MCS-150 Date | MCS-150 Mileage | VMT Year | Power Units | Drivers | Trailers | Company Rep1 | Company Rep2 | Email |
|-------------|--------------|-----------------|----------|-------------|---------|----------|----------------|--------------|-----------------------|
| 7/14/2025 | 7/10/2025 | 41344 | 2024 | 2 | 3 | - | SURINDER SINGH | | PANNUBRO609@GMAIL.COM |
| 7/3/2025 | 6/30/2025 | 41344 | 2024 | 2 | 2 | - | SURINDER SINGH | | PANNUBRO609@GMAIL.COM |

Crash Summary Chart [ToC](#)**Crashes Summary - Chart** (based on all available crash data)

No Data

Crashes Summary - Table (based on all available crash data) [ToC](#)

| | TOTAL | Last 6 months | 7-12 months | 13-18 months | 19-24 months | 25-30 months | 30-36 months | 37-41 months | 42-48 months | Over 49 months |
|--------------------|-------|---------------|-------------|--------------|--------------|--------------|--------------|--------------|--------------|----------------|
| Total Reportable | 0 | 0 | 0 | 0 | 0 | 0 | 0 | 0 | 0 | 0 |
| Fatalities | 0 | 0 | 0 | 0 | 0 | 0 | 0 | 0 | 0 | 0 |
| Injuries | 0 | 0 | 0 | 0 | 0 | 0 | 0 | 0 | 0 | 0 |
| Tow Away | 0 | 0 | 0 | 0 | 0 | 0 | 0 | 0 | 0 | 0 |
| With Citations | 0 | 0 | 0 | 0 | 0 | 0 | 0 | 0 | 0 | 0 |
| Federal Recordable | 0 | 0 | 0 | 0 | 0 | 0 | 0 | 0 | 0 | 0 |
| Preventable | 0 | 0 | 0 | 0 | 0 | 0 | 0 | 0 | 0 | 0 |
| Crash per Pwr Unit | - | 0.0% | 0.0% | 0.0% | 0.0% | 0.0% | 0.0% | 0.0% | 0.0% | - |



Inspection Summary ToC

The following inspection information is based on results for 24 months prior to: 09/04/2025. Please note that the total inspections number is not necessarily the total of the vehicle, driver and hazmat inspections, as one inspection may have included any combination of the below inspections.

| Overall | Vehicle | Driver | Hazmat |
|--|---|---|---|
| (Please note that the total inspections number is not necessarily the total of the vehicle, driver and hazmat inspections, as one inspection may have included any combination of the below inspections) Total Inspections: 8 Total Out of Service: 1 Out of Service: 12.5% National Average: 18.09% Difference: -5.59% | Total Inspections: 6 Total Out of Service: 1 Out of Service: 16.67% National Average: 22.26% Difference: -5.59% | Total Inspections: 8 Total Out of Service: 0 Out of Service: 0.00% National Average: 6.67% Difference: -6.67% | Total Inspections: 0 Total Out of Service: 0 Out of Service: 0.00% National Average: 4.44% Difference: -4.44% |

KPI: Inspection Viol OOS Rates by Cargo Group ToC

| Cargo Group | OVERALL | | VEHICLE | | DRIVER | | HAZMAT | |
|------------------------|---------|---------------------|---------|---------------------|---------|---------------------|---------|---------------------|
| | Average | Compared to Average | Average | Compared to Average | Average | Compared to Average | Average | Compared to Average |
| General Freight | 29.02% | Better | 25.21% | Better | 12.90% | Better | 0.16% | Better |
| PANNU BRO TRUCKING INC | 12.50% | | 16.67% | | 0% | | 0% | |

FHWA Registration Information: The following data on this Motor Carrier is from the Federal Hwy Administration (as of 7/2/2025)

| Docket Number | DOT Number | Company Name | DBA Name | Address | City | State | Country | ZIP Code |
|---------------------|------------|------------------------|-----------------|----------------------|-------------------|------------------------------|-------------------|-----------------|
| MC1655259 | 4264632 | PANNU BRO TRUCKING INC | | 1696 PEBBLE BEACH DR | YUBA CITY | CA | US | 95993 |
| Phone Number | Fax Number | Mail Address | Mail City | Mail State | Mail Contry | Mail ZIP Code | Mail Phone Number | Mail Fax Number |
| (530)-709-8477 | | 1696 PEBBLE BEACH DR | YUBA CITY | CA | US | 95993-8272 | | |
| Date of Last Change | Freight | Passenger | Household Goods | Active Authority | Pending Authority | Revocation Pending Authority | | |
| 7/2/2025 | Y | N | N | / Common / | / | / | | |

Insurance Required (as of 07/02/2025) ToC

| Docket Number | Insurance Type | Insurance Required | Insurance on File |
|---------------|----------------|--------------------|-------------------|
| MC1655259 | BIPD | \$750k | \$750k |
| MC1655259 | Cargo | No | No |
| MC1655259 | Bond | No | No |

Active / Pending Insurance (as of 07/02/2025)

| Docket Number | Form | Type | Insurance Carrier | Policy/Surety | Coverage From | Coverage To | Required | On File | Effective Date | Cancel Date |
|---------------|------|--------------|-----------------------------------|-------------------|---------------|-------------|----------|---------|----------------|-------------|
| MC1655259 | 91X | BIPD/Primary | BENCHMARK SPECIALTY INSURANCE CO. | FLBSIC-1611-00113 | \$0k | \$750k | \$750k | \$750k | 09/26/2024 | - |

Insurance History (as of 07/02/2025)

No Data for Insurance History (as of 07/02/2025)



| FHWA Authorities (as of 07/02/2025) ToC | | | | | | | | |
|---|------------------------|------------------|--------------------|-------------------|------------------------------|---------|-----------|-----------------|
| Docket# | L&I Name | Active Authority | Inactive Authority | Pending Authority | Revocation Pending Authority | Freight | Passenger | Household Goods |
| MC1655259 | PANNU BRO TRUCKING INC | Common / | | | | Yes | No | No |

| Authority History (as of 07/02/2025) | | | | |
|--------------------------------------|-----|-----------|----------------------------------|-------------|
| Docket Number | Sub | Auth Type | Original Action | Disposition |
| MC1655259 | | COMMON | GRANTED 9/26/2024 12:00:00 AM | |

| Severe Violations (i.e. those with >= 8 points) - Chart ToC |
|---|
|---|

No Data

| Severe Violations (i.e. those with >= 8 points) - Table |
|---|
|---|

No Data

| Violation Report ToC | | | | | | |
|--|------------------|---------------------|--|-----|-------------------|-----------------|
| Inspection Date | Inspection State | BASIC | Violation Description | OOS | VIN | Severity Points |
| 07/29/2025 | CA | Vehicle Maintenance | 393.207FSLAS - SUSPENSION - LEAKING 3 PSI IN 5 MINUTES. | No | 3AKJGLDR1HSHM6042 | 7 |
| 07/29/2025 | CA | Vehicle Maintenance | 393.209DSTBSP - STEERING - BALL AND SOCKET JOINT HAS MOVEMENT GREATER THAN 1/8 INCH MEASURED WITH HAND PRESSURE. | No | 3AKJGLDR1HSHM6042 | 6 |
| 07/27/2025 | CA | Hours-Of-Service | 392.2SLLHOS - STATE/LOCAL LAWS - STATE/LOCAL HOURS OF SERVICE | No | 3AKJGLDR1HSHM6042 | 7 |
| 07/27/2025 | CA | - | 392.2SLLD - State/Local Laws - Excessive dimension (width/height/length) | No | 3AKJGLDR1HSHM6042 | 0 |
| 12/19/2024 | OR | - | 392.2SLL - State/Local Laws - | No | 3AKJGLDR1HSHM6042 | 7 |
| 12/07/2024 | CA | Vehicle Maintenance | 393.207BAALPMEOOS - MORE THAN 25% OF THE LOCKING PINS ARE MISSING OR NOT ENGAGED. | Yes | 1UYVS2539P2969925 | 7 |
| No filters were applied when generating this report, see the live report for more options. | | | | | | |

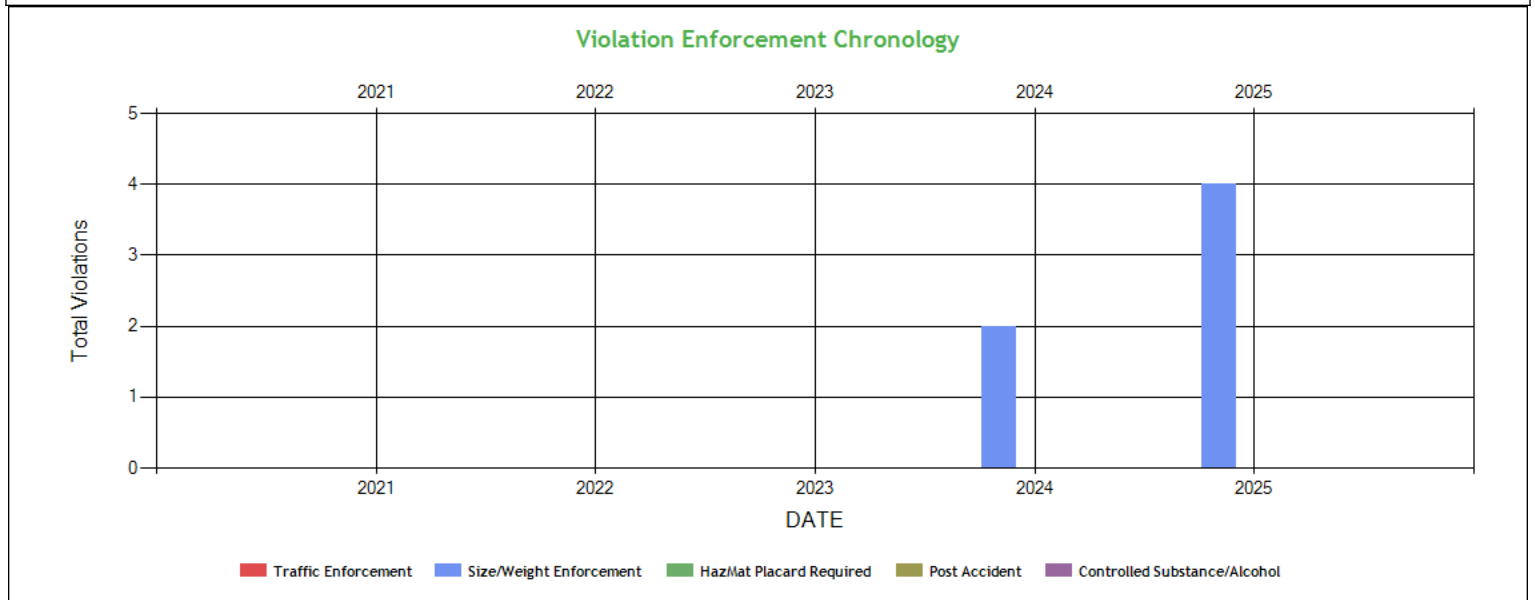


Violation Summary **ToC**

| BASIC | Violation Group | Code | Description | # of Violations | # of OOS Violations | Severity Points |
|-----------------------------------|-----------------------------|-------------------|--|-----------------|---------------------|-----------------|
| | ALL OTHER DRIVER VIOLATIONS | 392.2SLL | State/Local Laws - | 1 | 0 | 7 |
| Vehicle Maintenance | Suspension | 393.207BAALPMEOOS | MORE THAN 25% OF THE LOCKING PINS ARE MISSING OR NOT ENGAGED. | 1 | 1 | 7 |
| Hours-Of-Service (HOS) Compliance | Hours | 392.2SLLHOS | STATE/LOCAL LAWS - STATE/LOCAL HOURS OF SERVICE | 1 | 0 | 7 |
| Vehicle Maintenance | Suspension | 393.207FSLAS | SUSPENSION - LEAKING 3 PSI IN 5 MINUTES. | 1 | 0 | 7 |
| Vehicle Maintenance | Steering Mechanism | 393.209DSTBSP | STEERING - BALL AND SOCKET JOINT HAS MOVEMENT GREATER THAN 1/8 INCH MEASURED WITH HAND PRESSURE. | 1 | 0 | 6 |
| | SIZE AND WEIGHT | 392.2SLLLED | State/Local Laws - Excessive dimension (width/height/length) | 1 | 0 | 0 |

No filters were applied when generating this report, see the live report for more options.

Violation Enforcement Chronology - Chart **ToC**

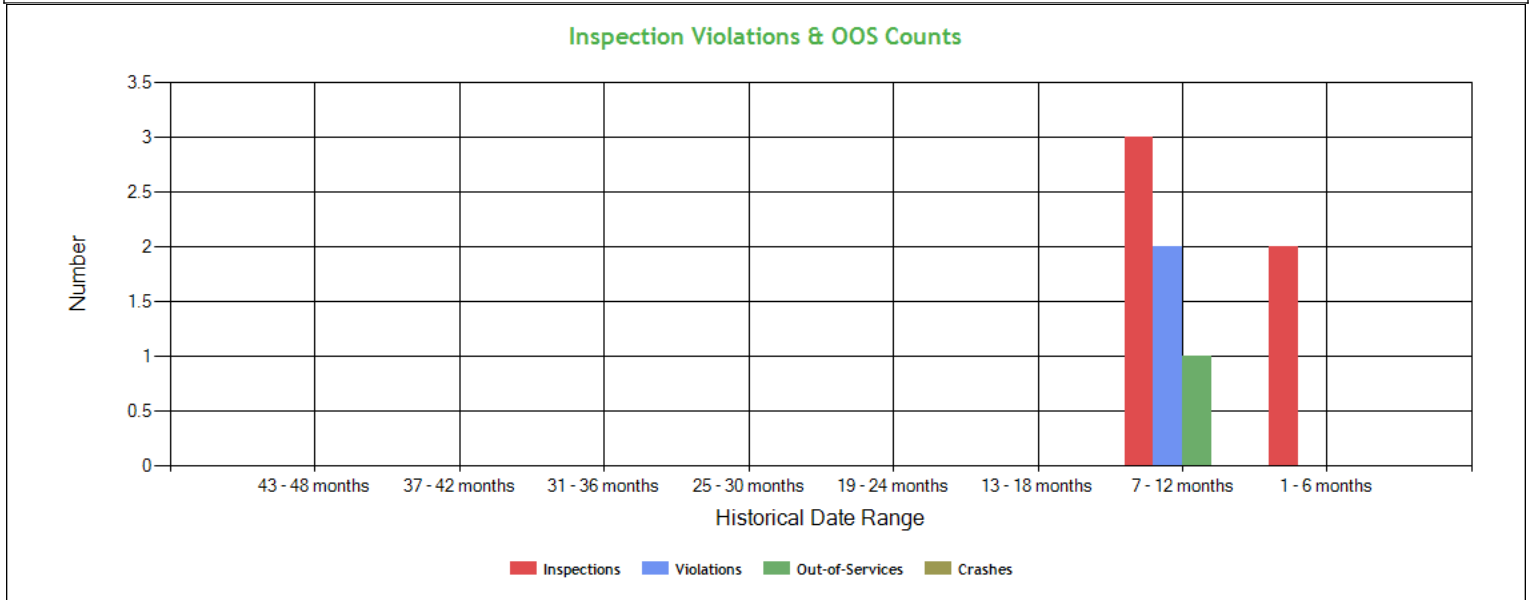


Violation Enforcement Chronology - Table **ToC**

| | 2021 | 2022 | 2023 | 2024 | 2025 |
|------------------------------|------|------|------|------|------|
| Traffic Enforcement | 0 | 0 | 0 | 0 | 0 |
| Size/Weight Enforcement | 0 | 0 | 0 | 2 | 4 |
| HazMat Placard Required | 0 | 0 | 0 | 0 | 0 |
| Post Accident | 0 | 0 | 0 | 0 | 0 |
| Controlled Substance/Alcohol | 0 | 0 | 0 | 0 | 0 |



Inspection Violations & OOS Counts - Chart ToC



Inspection Violations & OOS Counts - Table ToC

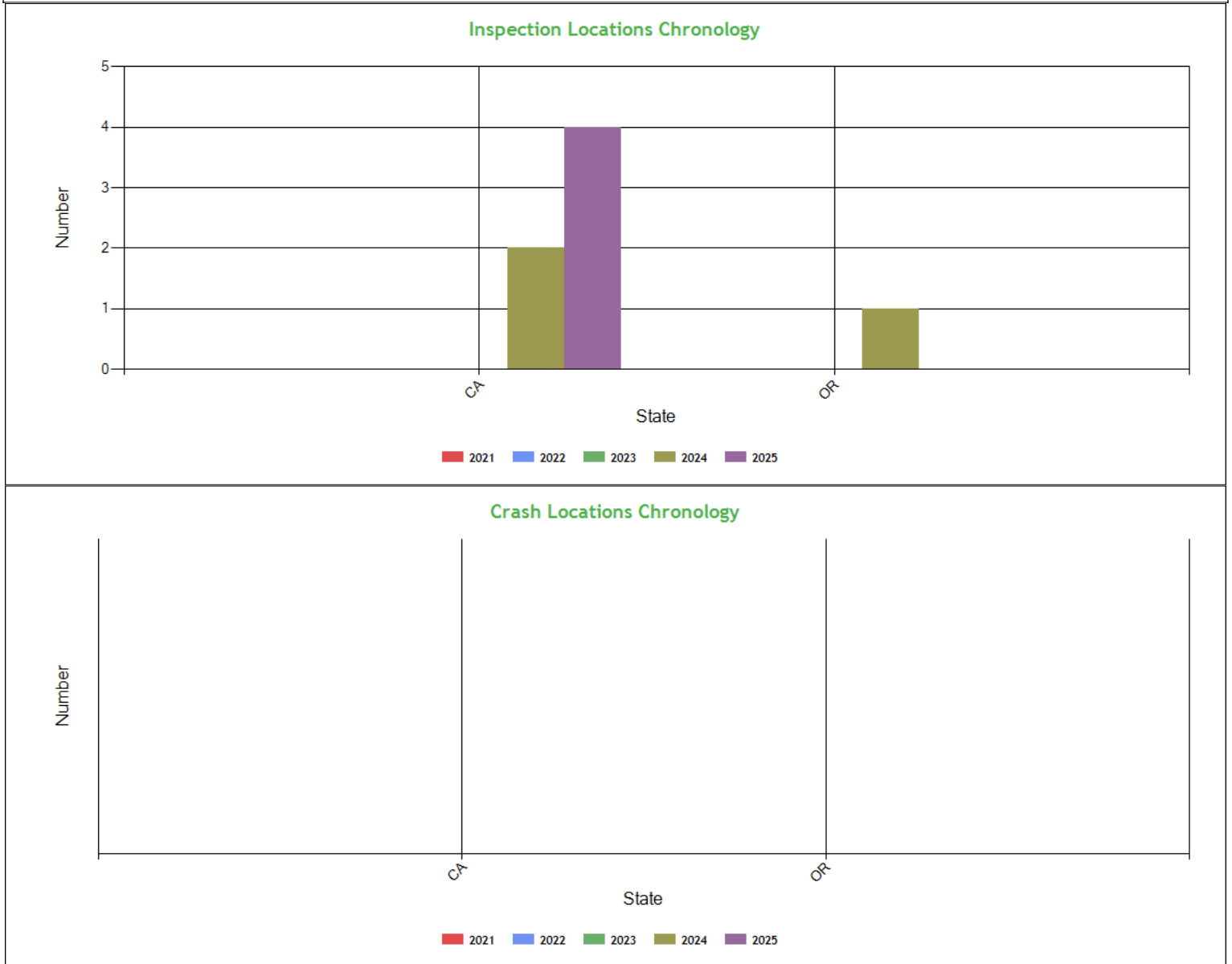
| Date Range | Inspections | Violations | Out-of-Services | Crashes |
|----------------|-------------|------------|-----------------|---------|
| TOTAL | 7 | 6 | 1 | 0 |
| 1 - 6 months | 2 | 0 | 0 | 0 |
| 7 - 12 months | 3 | 2 | 1 | 0 |
| 13 - 18 months | 0 | 0 | 0 | 0 |
| 19 - 24 months | 0 | 0 | 0 | 0 |
| 25 - 30 months | 0 | 0 | 0 | 0 |
| 31 - 36 months | 0 | 0 | 0 | 0 |
| 37 - 42 months | 0 | 0 | 0 | 0 |
| 43 - 48 months | 0 | 0 | 0 | 0 |

Radius of Operation (based on Inspections and Crashes during the past 3 years) ToC

| | Total | Drive between 0 and 50 miles radius | Drive between 51 and 200 miles radius | Drive between 201 and 300 miles radius | Drive between 301 and 400 miles radius | Drive between 401 and 500 miles radius | Drive between 501 and 600 miles radius | Drive beyond 600 miles radius |
|--------------------------------|-------|-------------------------------------|---------------------------------------|--|--|--|--|-------------------------------|
| Power Units (i.e. unique VINs) | 2 | 0 | 0 | 1 | 0 | 0 | 1 | 0 |
| Percent | 100% | 0% | 0% | 50% | 0% | 0% | 50% | 0% |



Inspection & Crash Locations - Chart ToC



Inspection & Crash Locations - Table ToC

| State | Inspections | | | | | Violations | | | | | Out-of-Services | | | | | Crashes | | | | |
|-------|-------------|------|------|------|------|------------|------|------|------|------|-----------------|------|------|------|------|---------|------|------|------|------|
| | 2021 | 2022 | 2023 | 2024 | 2025 | 2021 | 2022 | 2023 | 2024 | 2025 | 2021 | 2022 | 2023 | 2024 | 2025 | 2021 | 2022 | 2023 | 2024 | 2025 |
| TOTAL | 0 | 0 | 0 | 3 | 4 | 0 | 0 | 0 | 2 | 4 | 0 | 0 | 0 | 1 | 0 | 0 | 0 | 0 | 0 | 0 |
| CA | 0 | 0 | 0 | 2 | 4 | 0 | 0 | 0 | 1 | 4 | 0 | 0 | 0 | 1 | 0 | 0 | 0 | 0 | 0 | 0 |
| OR | 0 | 0 | 0 | 1 | 0 | 0 | 0 | 0 | 1 | 0 | 0 | 0 | 0 | 0 | 0 | 0 | 0 | 0 | 0 | 0 |

Hot Spot Summary ToC

| Year | Month | Level 5 | Level 5 % | Level 4 | Level 4 % | Level 3 | Level 3 % | Level 2 | Level 2 % | Level 1 | Level 1 % | Level 0 | Level 0 % | Levels 1 - 5 | Levels 1 - 5 % |
|------|----------------|---------|-----------|---------|-----------|---------|-----------|---------|-----------|---------|-----------|---------|-----------|--------------|----------------|
| 2025 | July (Partial) | 0 | 0.00% | 0 | 0.00% | 0 | 0.00% | 1 | 14.29% | 2 | 28.57% | 0 | 0.00% | 3 | 42.86% |
| 2025 | May | 0 | 0.00% | 0 | 0.00% | 0 | 0.00% | 0 | 0.00% | 1 | 14.29% | 0 | 0.00% | 1 | 14.29% |



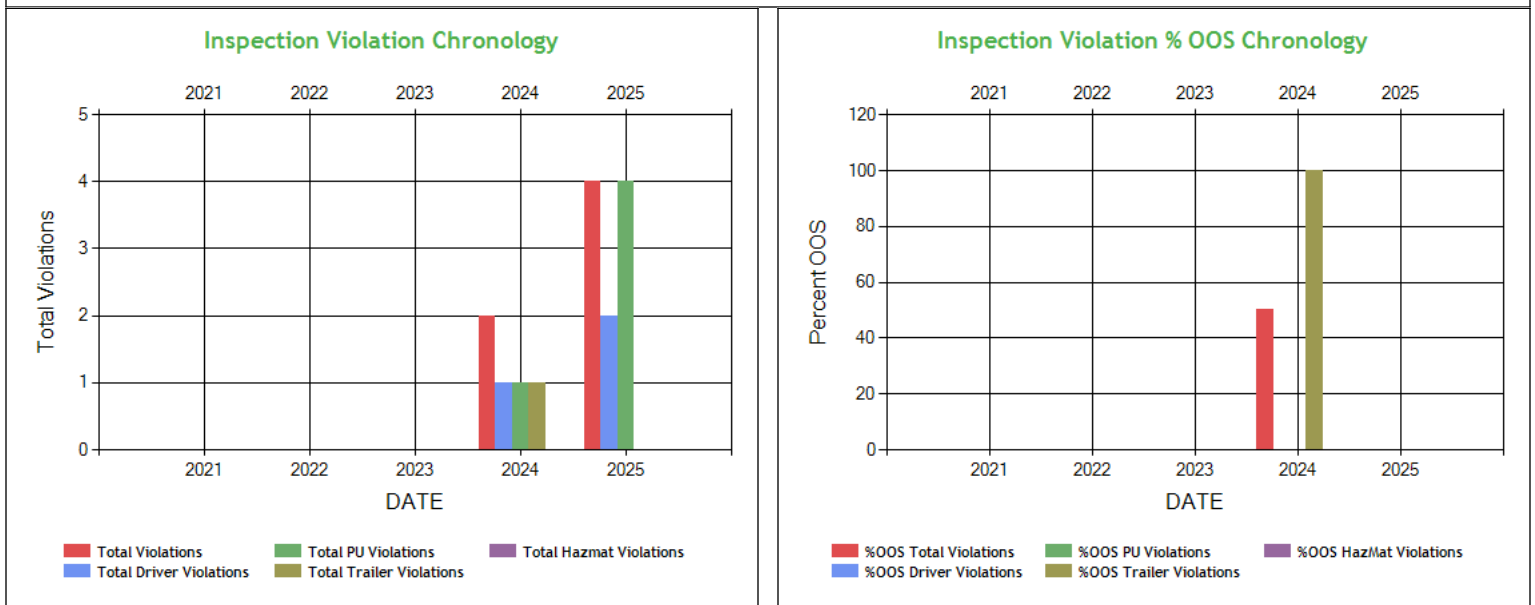
| | | | | | | | | | | | | | | | |
|---------------|----------|---|--------|---|-------|---|-------|---|--------|---|--------|---|--------|---|--------|
| 2024 | December | 1 | 14.29% | 0 | 0.00% | 0 | 0.00% | 0 | 0.00% | 1 | 14.29% | 1 | 14.29% | 2 | 28.58% |
| Totals | | 1 | 14.29% | 0 | 0.00% | 0 | 0.00% | 1 | 14.29% | 4 | 57.15% | 1 | 14.29% | 6 | 85.73% |

Hot Spot Analysis

| State | County | Level | Count | Percentage |
|-------|----------|-------|-------|------------|
| CA | Kern | 5 | 1 | 14.29% |
| CA | Sutter | 2 | 1 | 14.29% |
| CA | Siskiyou | 1 | 4 | 57.14% |

Report generated using the last 12 full months of inspection data

Inspection Violation % OOS Chronology - Chart [ToC](#)

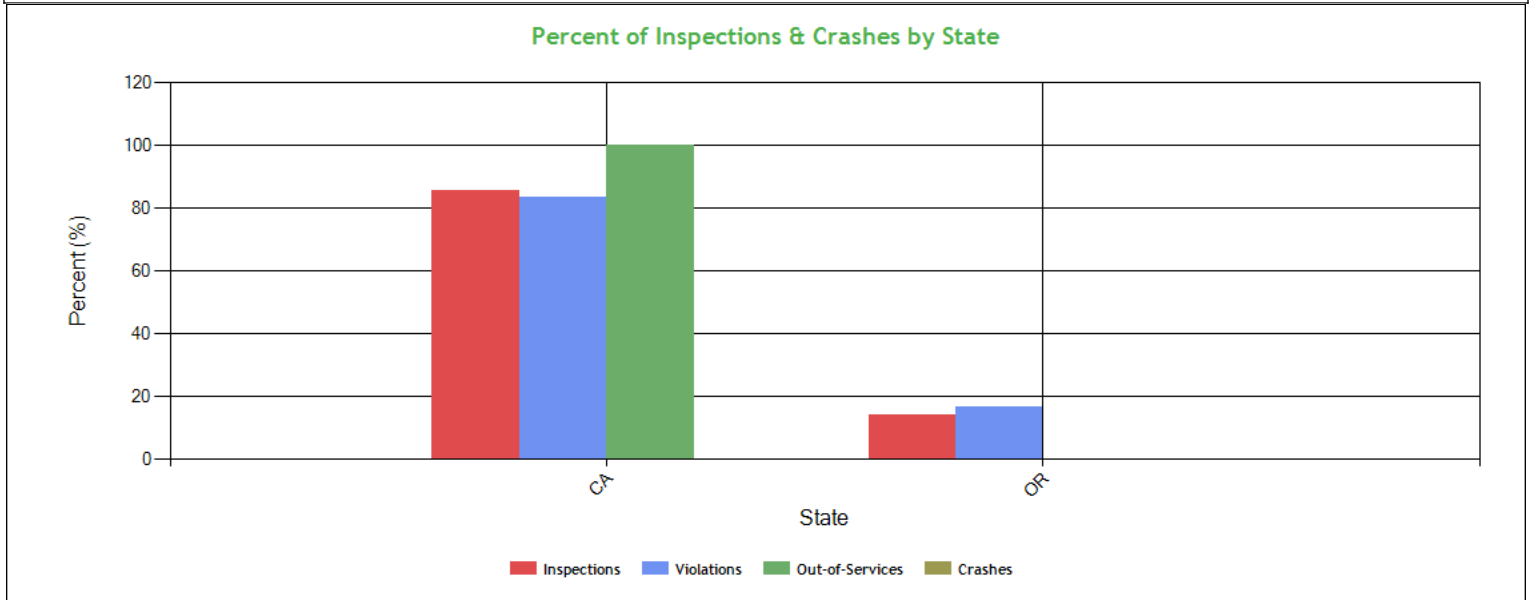


Inspection Violation % OOS Chronology - Table [ToC](#)

| | 2021 | 2022 | 2023 | 2024 | 2025 |
|-------------------------------|------|------|------|------|------|
| Total Violations | 0 | 0 | 0 | 2 | 4 |
| Total Out Of Services | 0 | 0 | 0 | 1 | 0 |
| %OOS Total Violations | 0 | 0 | 0 | 50.0 | 0 |
| Total Driver Violations | 0 | 0 | 0 | 1 | 2 |
| Total Driver Out Of Services | 0 | 0 | 0 | 0 | 0 |
| %OOS Driver Violations | 0 | 0 | 0 | 0 | 0 |
| Total PU Violations | 0 | 0 | 0 | 1 | 4 |
| Total PU Out Of Services | 0 | 0 | 0 | 0 | 0 |
| %OOS PU Violations | 0 | 0 | 0 | 0 | 0 |
| Total Trailer Violations | 0 | 0 | 0 | 1 | 0 |
| Total Trailer Out Of Services | 0 | 0 | 0 | 1 | 0 |
| %OOS Trailer Violations | 0 | 0 | 0 | 100 | 0 |
| Total Hazmat Violations | 0 | 0 | 0 | 0 | 0 |
| Total Hazmat Out Of Services | 0 | 0 | 0 | 0 | 0 |
| %OOS HazMat Violations | 0 | 0 | 0 | 0 | 0 |



Percent of Insp & Crash by State - Chart ToC



Percent of Insp & Crash by State - Table (based on Inspection data from the last 4 years) ToC

| State | Inspections | | Violations | | Out-of-Services | | Crashes | |
|-------|-------------|---------|------------|---------|-----------------|---------|---------|---------|
| | Total | Percent | Total | Percent | Total | Percent | Total | Percent |
| | 7 | 100 | 6 | 100 | 1 | 100 | 0 | 100 |
| CA | 6 | 85.7 | 5 | 83.3 | 1 | 100 | 0 | 0 |
| OR | 1 | 14.3 | 1 | 16.7 | 0 | 0 | 0 | 0 |

VIN Insp Summary by State (based on inspection from the last 2 years) ToC

| VIN | Insp | Viol Pts | Counts in each State | | | |
|-------------------|--------|----------|----------------------|----------|------|----------|
| | | | CA | | OR | |
| | | | Insp | Viol Pts | Insp | Viol Pts |
| TOTALS | 14/54* | 7/34** | 6 | 27 | 1 | 7 |
| 3AKJGLDR1HSHM6042 | 5 | 27 | 4 | 20 | 1 | 7 |
| 1UYVS2530N2511414 | 2 | 0 | 2 | 0 | 0 | 0 |
| 1UYVS2539P2969925 | 2 | 7 | 2 | 7 | 0 | 0 |
| 1XKYD49X4MJ425255 | 1 | 0 | 1 | 0 | 0 | 0 |

*<Total number of inspections for these 4 VIN(s)>/<Total number of inspections for these 2 state(s)>

**<Total severity sum for these 4 VIN(s)>/<Total severity sum for these 2 state(s)>

Violations By Unit Type ToC

of Violations: 4 Total Severity: 27 based on inspections in the last 2 years

| | | | |
|---|-----------------------|--------------------|--------------------|
| Violation Unit: Driver | # of Violations: 1 | Total Severity: 7 | % of Total: 25.93% |
| Viol. Group: Hours | # of Violations: 1 | Total Severity: 7 | % of Total: 25.93% |
| Violation | Number of Occurrences | Viol. Severity | Total Severity |
| 392.2SLLHOS:STATE/LOCAL LAWS - STATE/LOCAL HOURS OF SERVICE | 1 | 7 | 7 |
| Violation Unit: Power Unit | # of Violations: 2 | Total Severity: 13 | % of Total: 48.15% |
| Viol. Group: Suspension | # of Violations: 1 | Total Severity: 7 | % of Total: 25.93% |
| Violation | Number of Occurrences | Viol. Severity | Total Severity |
| 393.207FSLAS:SUSPENSION - LEAKING 3 PSI IN 5 MINUTES. | 1 | 7 | 7 |
| Viol. Group: Steering Mechanism | # of Violations: 1 | Total Severity: 6 | % of Total: 22.22% |



| | | | |
|---|-----------------------|-------------------|--------------------|
| 393.209DSTBSP:STEERING - BALL AND SOCKET JOINT HAS MOVEMENT GREA | 1 | 6 | 6 |
| Violation Unit: Trailer | # of Violations: 1 | Total Severity: 7 | % of Total: 25.93% |
| Viol. Group: Suspension | # of Violations: 1 | Total Severity: 7 | % of Total: 25.93% |
| Violation | Number of Occurrences | Viol. Severity | Total Severity |
| 393.207BAALPMEOS:MORE THAN 25% OF THE LOCKING PINS ARE MISSING OR N | 1 | 7 | 7 |

| Equipment Ownership ToC Equipment Ownership (based on MCS-150 dated 7/10/2025) | | | | | |
|---|--------|----------|----------|---------------|------|
| | Trucks | Tractors | Trailers | Motor Coaches | Vans |
| Owned | 0 | 2 | 2 | 0 | 0 |
| Term Leased | 0 | 0 | 0 | 0 | 0 |
| Trip Leased | 0 | 0 | 0 | 0 | 0 |
| Total No. | 0 | 2 | 2 | 0 | 0 |

| Equipment Details Power Units ToC | | | | | | | | | |
|--|------------------|------|--------------|----------|---------------|-----------|-------|-----|-----------|
| VIN | Latest Insp Date | Year | Make | Model | Body Class | Body Type | Axles | Len | Fuel Type |
| 3AKJGLDR1HS HM6042 | 07/29/2025 | 2017 | FREIGHTLINER | Cascadia | Truck-Tractor | - | - | - | Diesel |
| 1XKYD49X4MJ4 25255 | 07/12/2025 | 2021 | KENWORTH | T680 | Truck-Tractor | - | - | - | Diesel |

| Equipment Details Trailers | | | | | | | | | |
|----------------------------|------------------|------|--|---------------------------------|------------|-------------|-------|-----|----------------|
| VIN | Latest Insp Date | Year | Make | Model | Body Class | Body Type | Axles | Len | Fuel Type |
| 1UYVS2530N25 11414 | 07/29/2025 | 2022 | UTILITY TRAILER MANUFACTUR ER | Utility Trailer Manufacturer | Trailer | Van Trailer | 2 | 53 | Not Applicable |
| 1UYVS2539P29 69925 | 12/19/2024 | 2023 | UTILITY TRAILER MANUFACTUR ER | Utility Trailer Manufacturer | Trailer | Van Trailer | 2 | 53 | Not Applicable |

| Vehicle Age ToC | | | | |
|------------------------|---------------|---------------|------------|---------------------|
| Year | # Power Units | PU Percentage | # Trailers | Trailres Percentage |
| 2023 | 0 | 0.00% | 1 | 50.00% |
| 2022 | 0 | 0.00% | 1 | 50.00% |
| 2021 | 1 | 50.00% | 0 | 0.00% |
| 2017 | 1 | 50.00% | 0 | 0.00% |

Based on 24 months of inspection data, see the live report for more options

| States of Power Unit Registrations ToC | | |
|---|----|----|
| State | CA | OR |
| Number of Power Units | 2 | 1 |



Equipment Acquisitions - Table [ToC](#)

| | Power Units inspected for 1st time in past 12 months | Power Units inspected for 1st time in past 24 months | Power Units inspected during entire date range | | Trailers inspected for 1st time in past 12 months | Trailers inspected for 1st time in past 24 months | Trailers inspected during entire date range |
|-----------------------|--|--|--|--|---|---|---|
| Unique VINs | 2 | 2 | 2 | | 2 | 2 | 2 |
| Unique License Plates | 2 | 2 | 2 | | 2 | 2 | 2 |
| License Plate States | 1 | 1 | 1 | | 2 | 2 | 2 |

Driver Details [ToC](#)**Driver Details** (based on MCS-150 dated 7/10/2025)

| | Within 100 mi | Beyond 100 mi | TOTAL |
|----------------------|---------------|---------------|-------|
| # Drivers Interstate | 0 | 3 | 3 |
| # Drivers Intrastate | 0 | 0 | 0 |
| TOTAL | 0 | 3 | / |

Avg. # Trip Lease Drivers/Mo: 0 # Drivers Grand Total: 3 # Drivers Commercially Licensed: 3

Shared VIN Summary [ToC](#)

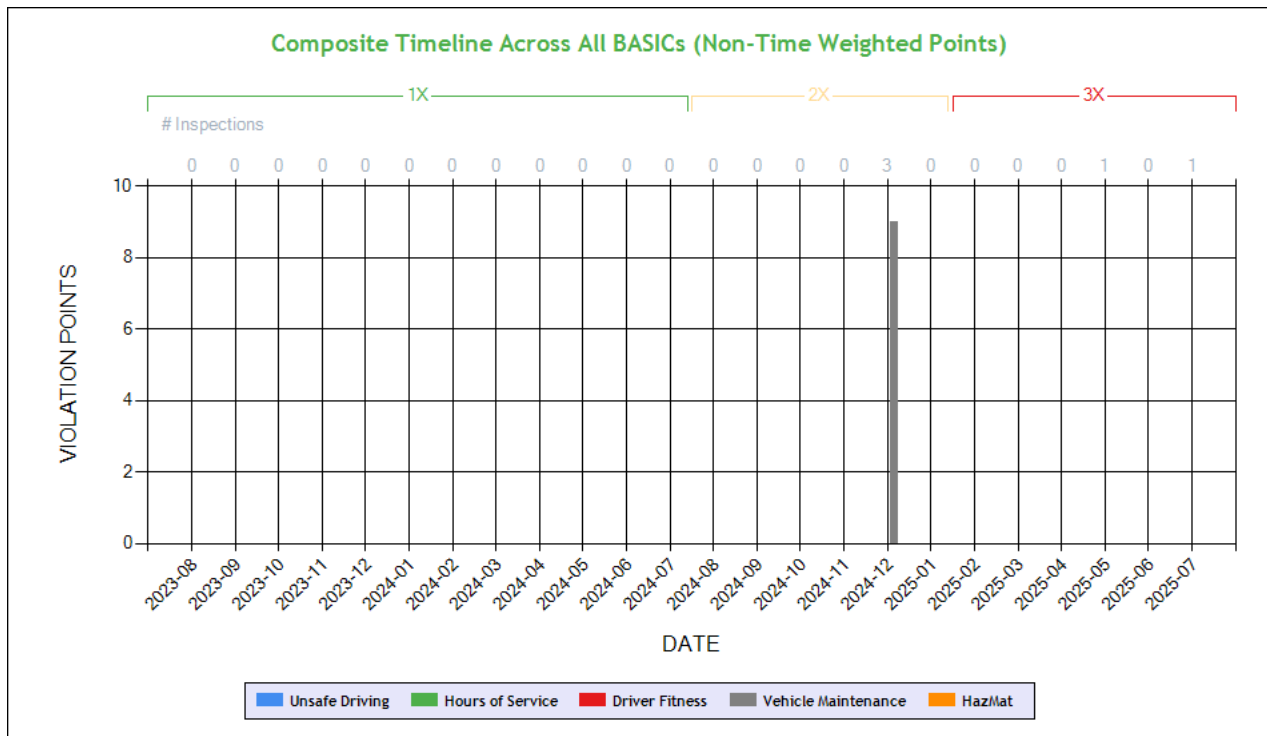
No Data

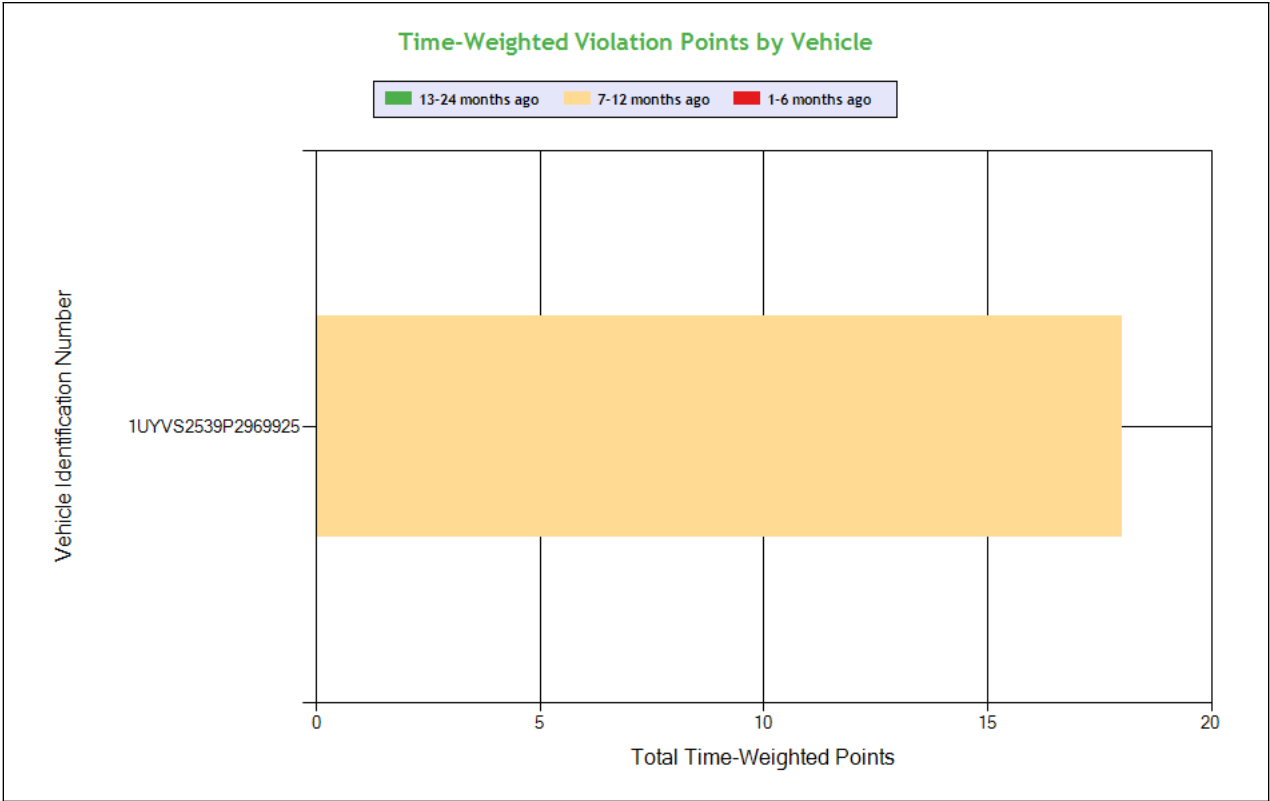
SHIPPERS DETAIL [ToC](#) based on Inspection results for the last 4 years

| Shipper Name | Number of Inspections | Shipper Name | Number of Inspections |
|----------------|-----------------------|------------------|-----------------------|
| CMI ORCHARDS | 1 | DOMEX SUPERFRESH | 1 |
| GRIMMWAY FARMS | 1 | HYDRATION SOURCE | 1 |
| JDB PRO INC | 1 | KROGER-PUYALLUP | 1 |
| PLANSA | 1 | | |



Carrier Underwriting Report Safety Summary ToC





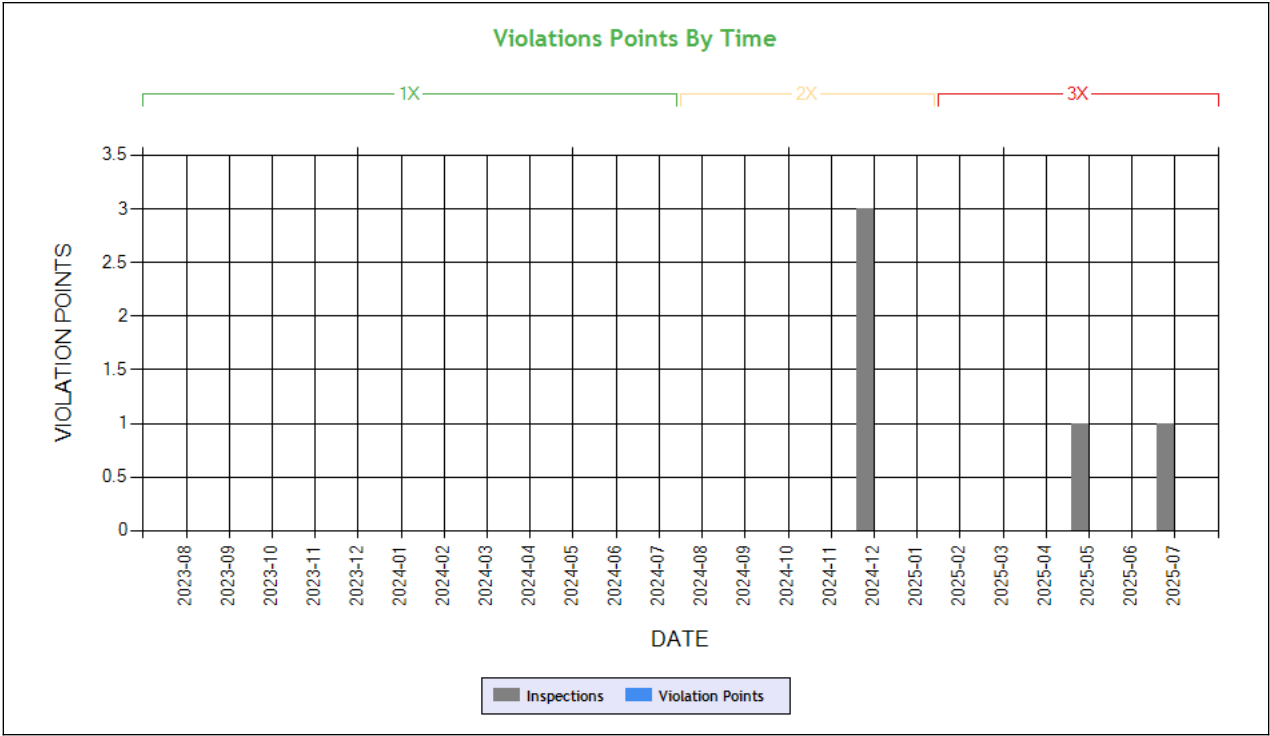
See the Excel file for the complete analysis # Violations is in (1-6/7-12/13-24mo)

| Shaded = Out Of Service Violation | | | |
|-----------------------------------|-----------------------------------|--|---|
| Violation Group | | | Suspension |
| Violation Description | Total Time-weighted Points by VIN | % of Total Time-weighted Points by VIN | MORE THAN 25% OF THE LOCKING PINS ARE MISSING OR NOT ENGAGED. |
| Driver Resp | | | No |
| Total Time-weighted Points | | | 18 |
| % Total Time-Wt Pts | | | 100 |
| 1UYVS2539P2969925 | 18 | 100 | 18 (0/1/0) |



SAFETY ANALYSIS ToC

Unsafe Driving



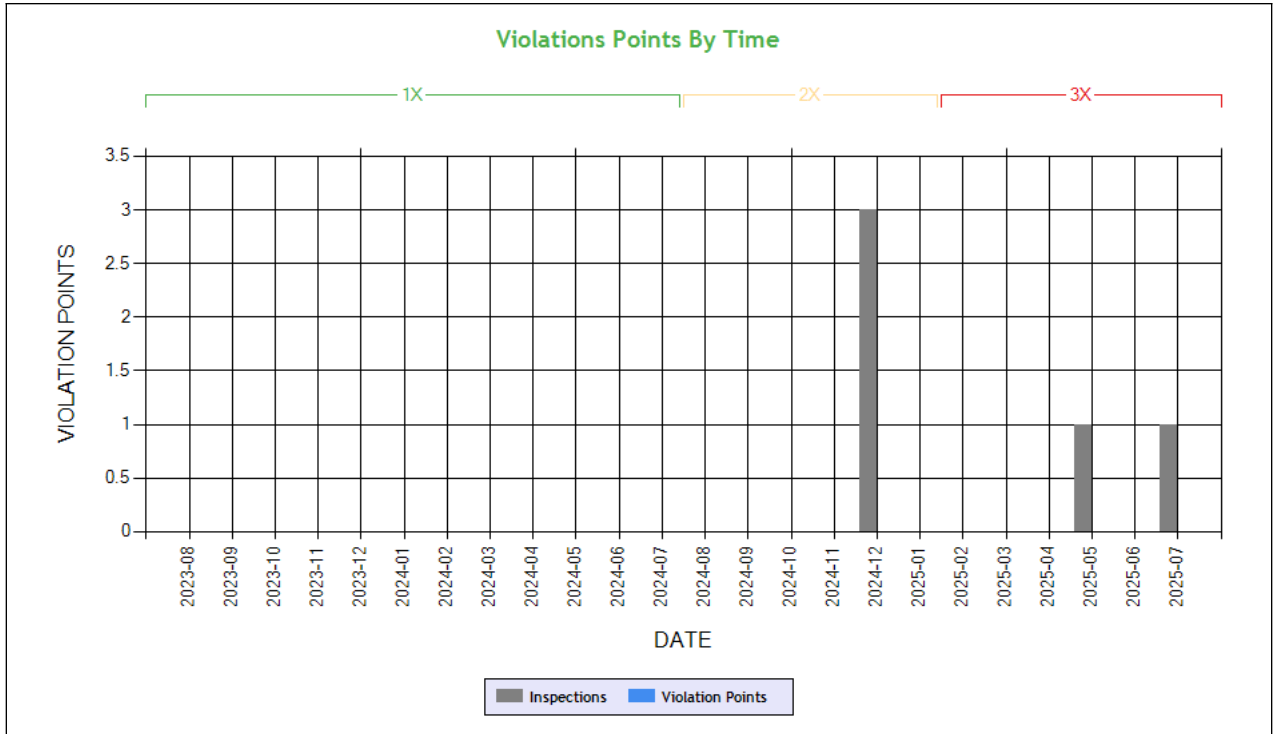
Time-Weighted Violation Points - no data available to draw a chart
Time-Weighted Severity Points by Vehicle - no data available to draw a chart

See the Excel file for the complete analysis # Violations is in (1-6/7-12/13-24mo)

| Shaded = Out Of Service Violation | | |
|-----------------------------------|-----------------------------------|--|
| Violation Group | | |
| Violation Description | Total Time-weighted Points by VIN | % of Total Time-weighted Points by VIN |
| Driver Resp | | |
| Total Time-weighted Points | | |
| % Total Time-Wt Pts | | |

HOS Compliance

Time-Weighted Violation Points - no data available to draw a chart
Time-Weighted Severity Points by Vehicle - no data available to draw a chart



Carrier Software
 1-800-646-5152
 info@CarrierSoftware.com

CONFIDENTIAL - Intended for use by Amerigo Insurance Agency - Date: 9/5/2025
PANNU BRO TRUCKING INC - DOT# 4264632 / MC1655259

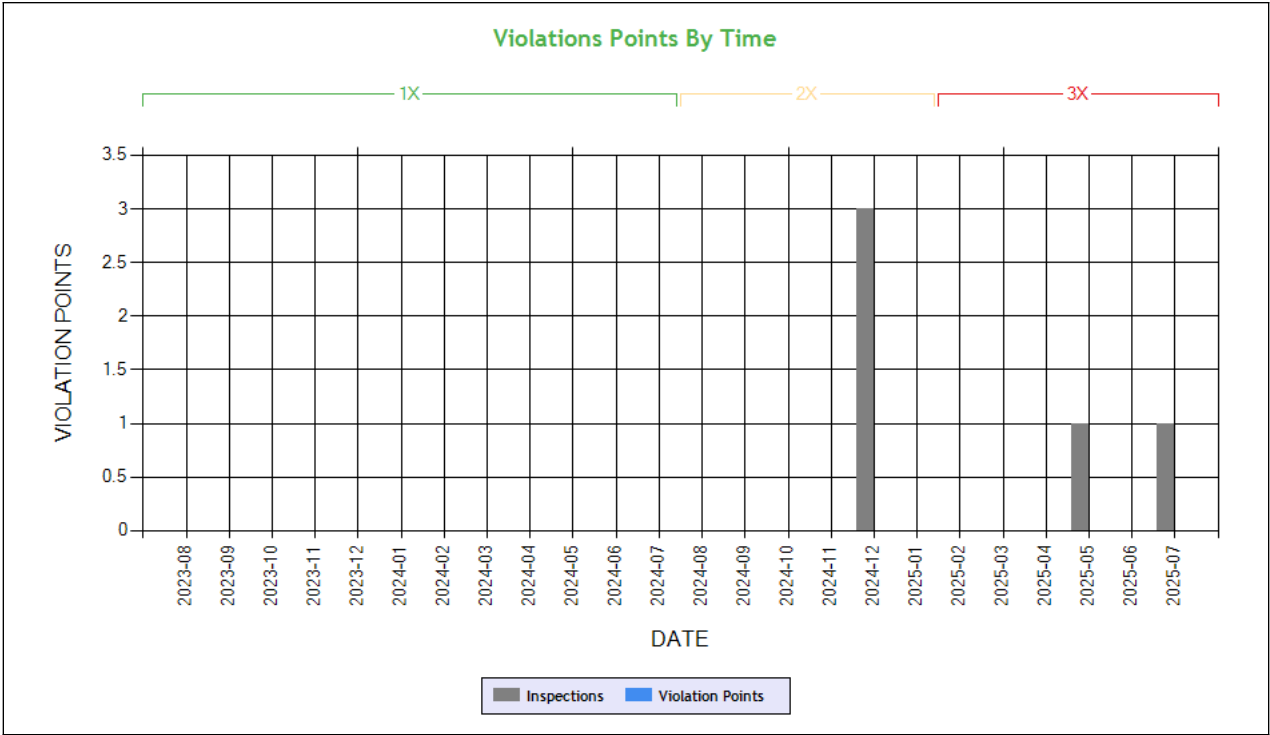
See the Excel file for the complete analysis

Violations is in (1-6/7-12/13-24mo)

| Shaded = Out Of Service Violation | | |
|-----------------------------------|-----------------------------------|--|
| Violation Group | | |
| Violation Description | Total Time-weighted Points by VIN | % of Total Time-weighted Points by VIN |
| Driver Resp | | |
| Total Time-weighted Points | | |
| % Total Time-Wt Pts | | |



Driver Fitness



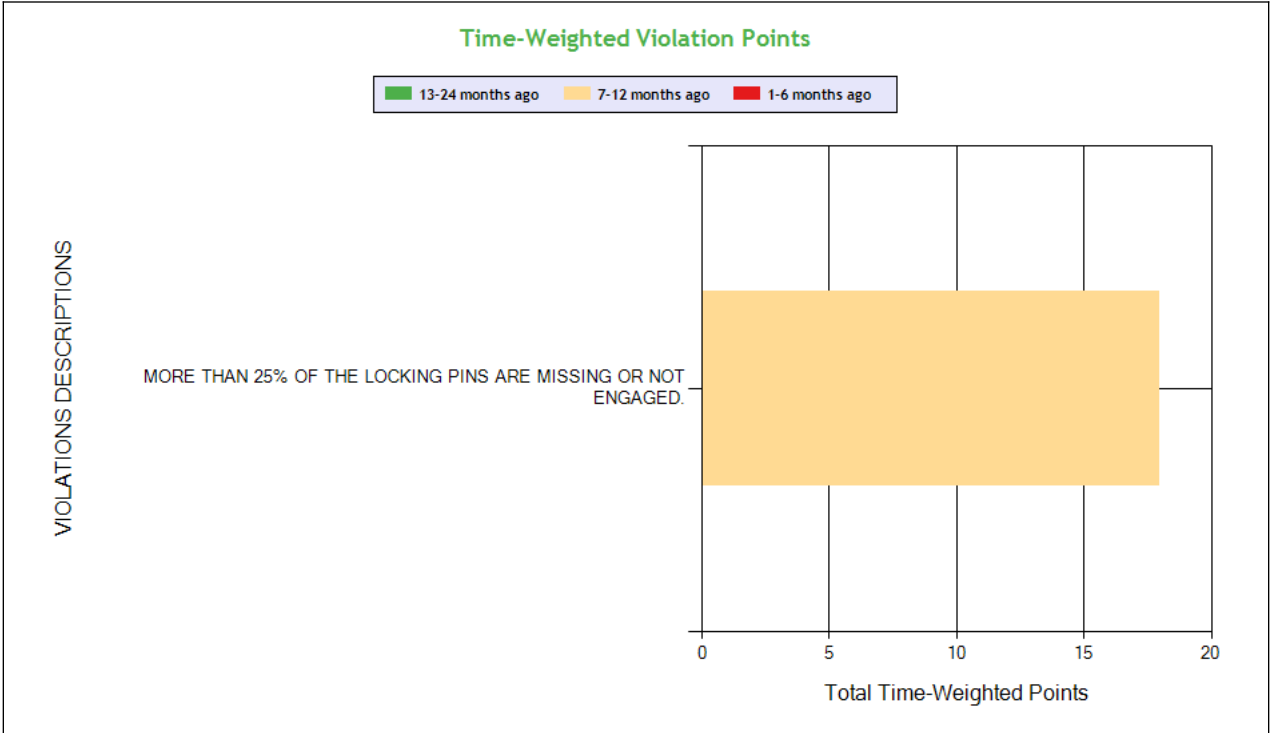
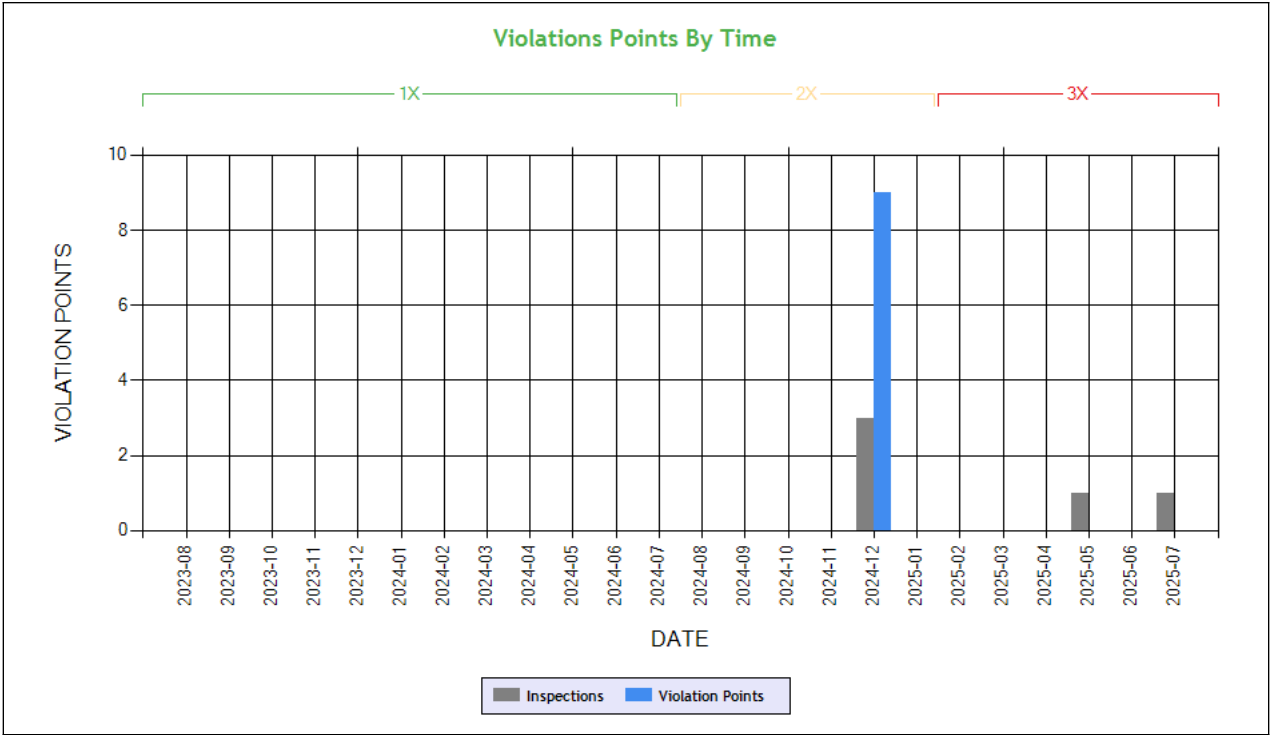
Time-Weighted Violation Points - no data available to draw a chart
Time-Weighted Severity Points by Vehicle - no data available to draw a chart

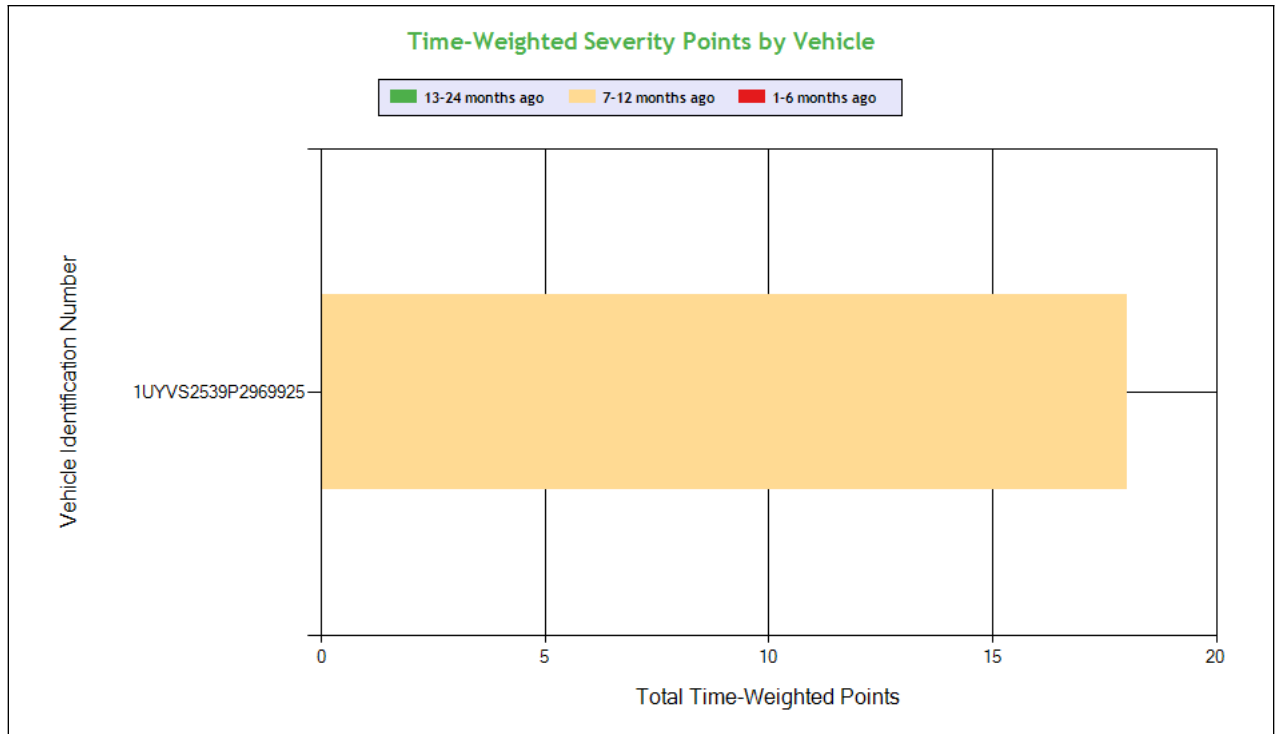
See the Excel file for the complete analysis # Violations is in (1-6/7-12/13-24mo)

| Shaded = Out Of Service Violation | | |
|-----------------------------------|-----------------------------------|--|
| Violation Group | | |
| Violation Description | Total Time-weighted Points by VIN | % of Total Time-weighted Points by VIN |
| Driver Resp | | |
| Total Time-weighted Points | | |
| % Total Time-Wt Pts | | |



Vehicle Maintenance





Carrier Software
 1-800-646-5152
 info@CarrierSoftware.com

CONFIDENTIAL - Intended for use by Amerigo Insurance Agency - Date: 9/5/2025

PANNU BRO TRUCKING INC - DOT# 4264632 / MC1655259

See the Excel file for the complete analysis

Violations is in (1-6/7-12/13-24mo)

| Shaded = Out Of Service Violation | | | |
|-----------------------------------|-----------------------------------|--|---|
| Violation Group | | | Suspension |
| Violation Description | Total Time-weighted Points by VIN | % of Total Time-weighted Points by VIN | MORE THAN 25% OF THE LOCKING PINS ARE MISSING OR NOT ENGAGED. |
| Driver Resp | | | No |
| Total Time-weighted Points | | | 18 |
| % Total Time-Wt Pts | | | 100 |
| 1UYVS2539P2969925 | 18 | 100 | 18 (0/1/0) |

COLOR CODED CRASH TABLE ToC

No crashes have been reported by the DOT on this Motor Carrier

INSPECTIONS WITH SHARED EQUIPMENT:

No Data



| LEGEND |
|-------------------------------------|
| Vehicle Information |
| Inspection for DOT # being analyzed |
| Inspection for Different DOT # |
| Crash Information for specific VIN |

INSPECTION DETAILS for ALL Inspections

PDF shows the first 100 Power Unit & Trailer VINs with most recent inspections using data from the last 4 years

POWER UNIT Inspections Section

| VIN: 3AKJGLDR1HSHM6042 | | | | Unit: Truck Tractor | Year: 2017 | Make: FREIGHTLINER | |
|------------------------|--------------|----------------------|----------------|--|------------|--------------------|-----------|
| DOT No: 4264632 | | Docket No: MC1655259 | | Name: PANNU BRO TRUCKING INC | | Interstate: Yes | |
| Date | Unit License | Unit Lic State | Violation Unit | Violation Description | Severity | OOS | Citation |
| 07/29/2025 | ZP17771 | CA | 1 | 393.207FSLAS - SUSPENSION - LEAKING 3 PSI IN 5 MINUTES. | 7 | No | |
| 07/29/2025 | ZP17771 | CA | 1 | 393.209DSTBSP - STEERING - BALL AND SOCKET JOINT HAS MOVEMENT GREATER THAN 1/8 INCH MEASURED WITH HAND PRESSURE. | 6 | No | |
| 07/27/2025 | ZP17771 | CA | D | 392.2SLLD - State/Local Laws - Excessive dimension (width/height/length) | 0 | No | 7NL700FDJ |
| 07/27/2025 | ZP17771 | CA | D | 392.2SLLHOS - STATE/LOCAL LAWS - STATE/LOCAL HOURS OF SERVICE | 7 | No | |
| 05/30/2025 | ZP17771 | CA | - | - | - | - | - |
| 12/19/2024 | YP77262 | CA | D | 392.2SLL - State/Local Laws - | 7 | No | WM679374 |
| 12/18/2024 | YP77262 | CA | - | - | - | - | - |
| 12/07/2024 | YP77262 | CA | - | - | - | - | - |
| DOT No: 3947532 | | Docket No: MC1468045 | | Name: GHUMAN BROS TRUCKING INC | | Interstate: Yes | |
| Date | Unit License | Unit Lic State | Violation Unit | Violation Description | Severity | OOS | Citation |
| 06/12/2024 | YP77262 | CA | - | - | - | - | - |
| 04/10/2024 | YP77262 | CA | D | 395.8E - False report of drivers record of duty status | 7 | No | VERBAL |
| 02/21/2024 | YP77262 | CA | 1 | 393.45B2B - AIR BRAKE - HOSE/TUBING DAMAGED OR NOT SECURED. | 4 | No | |
| 02/21/2024 | YP77262 | CA | 1 | 396.3A1BALAC - BRAKE - AUDIBLE AIR LEAK FROM A BRAKE CHAMBER | 4 | No | |
| 02/21/2024 | YP77262 | CA | 1 | 396.17C - Operating a CMV without proof of a periodic inspection | 4 | No | |
| 10/03/2023 | YP77262 | CA | - | - | - | - | - |
| 07/22/2023 | YP77262 | CA | D | 392.2SLLS2 - State/Local Laws - Speeding 6-10 miles per hour over the speed limit | 4 | No | |
| 06/03/2023 | YP77262 | CA | - | - | - | - | - |
| DOT No: 3345452 | | Docket No: MC1068562 | | Name: HIGH SPEED DEMAND INC | | Interstate: Yes | |
| Date | Unit License | Unit Lic State | Violation Unit | Violation Description | Severity | OOS | Citation |
| 10/03/2022 | XP89413 | CA | - | - | - | - | - |
| DOT No: 3485179 | | Docket No: MC1145171 | | Name: NEW RAY TRUCKING LLC | | Interstate: Yes | |
| Date | Unit License | Unit Lic State | Violation Unit | Violation Description | Severity | OOS | Citation |
| 07/11/2022 | XP89413 | CA | - | - | - | - | - |
| DOT No: 3345452 | | Docket No: MC1068562 | | Name: HIGH SPEED DEMAND INC | | Interstate: Yes | |



| Date | Unit License | Unit Lic State | Violation Unit | Violation Description | Severity | OOS | Citation |
|------------|--------------|----------------|----------------|--|----------|-----|----------|
| 07/03/2022 | XP89413 | CA | - | - | - | - | - |
| 04/21/2022 | XP89413 | CA | 1 | 393.11 - No/defective lighting devices/reflective devices/projected | 3 | No | |
| 04/21/2022 | XP89413 | CA | D | 395.26B - Motor carrier failed to ensure that the ELD automatically recorded the required data elements. | 1 | No | |
| 04/13/2022 | XP89413 | CA | - | - | - | - | - |
| 03/01/2022 | XP89413 | AK | - | - | - | - | - |
| 01/27/2022 | XP89413 | CA | - | - | - | - | - |
| 01/23/2022 | XP89413 | CA | - | - | - | - | - |
| 07/05/2021 | XP89413 | CA | - | - | - | - | - |
| 10/13/2020 | XP89413 | CA | - | - | - | - | - |
| 10/06/2020 | XP89413 | CA | - | - | - | - | - |

DOT No: 3485179 Docket No: MC1145171 Name: NEW RAY TRUCKING LLC Interstate: Yes

| Date | Unit License | Unit Lic State | Violation Unit | Violation Description | Severity | OOS | Citation |
|------------|--------------|----------------|----------------|---|----------|-----|----------|
| 09/23/2020 | XP89413 | CA | 1 | 390.21A - Not Marked In Accordance With Regulations | 0 | No | HC48566 |
| 09/23/2020 | XP89413 | CA | 1 | 392.2RG - State vehicle registration or License Plate violation | 0 | No | HC48566 |

DOT No: 28406 Docket No: MC124679 Name: C R ENGLAND INC Interstate: Yes

| Date | Unit License | Unit Lic State | Violation Unit | Violation Description | Severity | OOS | Citation |
|------------|--------------|----------------|----------------|-------------------------------------|----------|-----|----------|
| 07/04/2018 | 2344941 | IN | - | - | - | - | - |
| 06/08/2018 | 2344941 | IN | - | - | - | - | - |
| 05/29/2018 | 2344941 | IN | - | - | - | - | - |
| 02/11/2018 | 2344941 | IN | - | - | - | - | - |
| 01/31/2018 | 2344941 | IN | - | - | - | - | - |
| 11/16/2017 | 2344941 | IN | 1 | 393.9A - Inoperative required lamps | 2 | No | |
| 10/22/2017 | 2344941 | IN | - | - | - | - | - |
| 01/19/2017 | 2344941 | IN | - | - | - | - | - |

VIN: 1XKYD49X4MJ425255 Unit: Truck Tractor Year: 2021 Make: KENWORTH

DOT No: 4264632 Docket No: MC1655259 Name: PANNU BRO TRUCKING INC Interstate: Yes

| Date | Unit License | Unit Lic State | Violation Unit | Violation Description | Severity | OOS | Citation |
|------------|--------------|----------------|----------------|-----------------------|----------|-----|----------|
| 07/12/2025 | ZP17774 | CA | - | - | - | - | - |

DOT No: 3327 Docket No: MC145655 Name: TYSON FOODS INC Interstate: Yes

| Date | Unit License | Unit Lic State | Violation Unit | Violation Description | Severity | OOS | Citation |
|------------|--------------|----------------|----------------|--------------------------------------|----------|-----|------------|
| 07/12/2023 | 3EY876 | IN | D | 392.2LV - Lane Restriction violation | 3 | No | T002309195 |

TRAILER Inspections Section

VIN: 3AKJGLDR1HSHM6042 Unit: Truck Tractor Year: 2017 Make: FREIGHTLINER

DOT No: 4264632 Docket No: MC1655259 Name: PANNU BRO TRUCKING INC Interstate: Yes

| Date | Unit License | Unit Lic State | Violation Unit | Violation Description | Severity | OOS | Citation |
|------------|--------------|----------------|----------------|--|----------|-----|-----------|
| 07/29/2025 | ZP17771 | CA | 1 | 393.207FSLAS - SUSPENSION - LEAKING 3 PSI IN 5 MINUTES. | 7 | No | |
| 07/29/2025 | ZP17771 | CA | 1 | 393.209DSTBSP - STEERING - BALL AND SOCKET JOINT HAS MOVEMENT GREATER THAN 1/8 INCH MEASURED WITH HAND PRESSURE. | 6 | No | |
| 07/27/2025 | ZP17771 | CA | D | 392.2SLLD - State/Local Laws - Excessive dimension (width/height/length) | 0 | No | 7NL700FDJ |
| 07/27/2025 | ZP17771 | CA | D | 392.2SLLHOS - STATE/LOCAL LAWS - STATE/LOCAL HOURS OF SERVICE | 7 | No | |
| 05/30/2025 | ZP17771 | CA | - | - | - | - | - |
| 12/19/2024 | YP77262 | CA | D | 392.2SLL - State/Local Laws - | 7 | No | WM679374 |
| 12/18/2024 | YP77262 | CA | - | - | - | - | - |
| 12/07/2024 | YP77262 | CA | - | - | - | - | - |



| DOT No: 3947532 | | Docket No: MC1468045 | | Name: GHUMAN BROS TRUCKING INC | | Interstate: Yes | |
|-----------------|--------------|----------------------|----------------|--|----------|-----------------|----------|
| Date | Unit License | Unit Lic State | Violation Unit | Violation Description | Severity | OOS | Citation |
| 06/12/2024 | YP77262 | CA | - | - | - | - | - |
| 04/10/2024 | YP77262 | CA | D | 395.8E - False report of drivers record of duty status | 7 | No | VERBAL |
| 02/21/2024 | YP77262 | CA | 1 | 393.45B2B - AIR BRAKE - HOSE/TUBING DAMAGED OR NOT SECURED. | 4 | No | |
| 02/21/2024 | YP77262 | CA | 1 | 396.3A1BALAC - BRAKE - AUDIBLE AIR LEAK FROM A BRAKE CHAMBER | 4 | No | |
| 02/21/2024 | YP77262 | CA | 1 | 396.17C - Operating a CMV without proof of a periodic inspection | 4 | No | |
| 10/03/2023 | YP77262 | CA | - | - | - | - | - |
| 07/22/2023 | YP77262 | CA | D | 392.2SLLS2 - State/Local Laws - Speeding 6-10 miles per hour over the speed limit | 4 | No | |
| 06/03/2023 | YP77262 | CA | - | - | - | - | - |
| DOT No: 3345452 | | Docket No: MC1068562 | | Name: HIGH SPEED DEMAND INC | | Interstate: Yes | |
| Date | Unit License | Unit Lic State | Violation Unit | Violation Description | Severity | OOS | Citation |
| 10/03/2022 | XP89413 | CA | - | - | - | - | - |
| DOT No: 3485179 | | Docket No: MC1145171 | | Name: NEW RAY TRUCKING LLC | | Interstate: Yes | |
| Date | Unit License | Unit Lic State | Violation Unit | Violation Description | Severity | OOS | Citation |
| 07/11/2022 | XP89413 | CA | - | - | - | - | - |
| DOT No: 3345452 | | Docket No: MC1068562 | | Name: HIGH SPEED DEMAND INC | | Interstate: Yes | |
| Date | Unit License | Unit Lic State | Violation Unit | Violation Description | Severity | OOS | Citation |
| 07/03/2022 | XP89413 | CA | - | - | - | - | - |
| 04/21/2022 | XP89413 | CA | 1 | 393.11 - No/defective lighting devices/reflective devices/projected | 3 | No | |
| 04/21/2022 | XP89413 | CA | D | 395.26B - Motor carrier failed to ensure that the ELD automatically recorded the required data elements. | 1 | No | |
| 04/13/2022 | XP89413 | CA | - | - | - | - | - |
| 03/01/2022 | XP89413 | AK | - | - | - | - | - |
| 01/27/2022 | XP89413 | CA | - | - | - | - | - |
| 01/23/2022 | XP89413 | CA | - | - | - | - | - |
| 07/05/2021 | XP89413 | CA | - | - | - | - | - |
| 10/13/2020 | XP89413 | CA | - | - | - | - | - |
| 10/06/2020 | XP89413 | CA | - | - | - | - | - |
| DOT No: 3485179 | | Docket No: MC1145171 | | Name: NEW RAY TRUCKING LLC | | Interstate: Yes | |
| Date | Unit License | Unit Lic State | Violation Unit | Violation Description | Severity | OOS | Citation |
| 09/23/2020 | XP89413 | CA | 1 | 390.21A - Not Marked In Accordance With Regulations | 0 | No | HC48566 |
| 09/23/2020 | XP89413 | CA | 1 | 392.2RG - State vehicle registration or License Plate violation | 0 | No | HC48566 |
| DOT No: 28406 | | Docket No: MC124679 | | Name: C R ENGLAND INC | | Interstate: Yes | |
| Date | Unit License | Unit Lic State | Violation Unit | Violation Description | Severity | OOS | Citation |
| 07/04/2018 | 2344941 | IN | - | - | - | - | - |
| 06/08/2018 | 2344941 | IN | - | - | - | - | - |
| 05/29/2018 | 2344941 | IN | - | - | - | - | - |
| 02/11/2018 | 2344941 | IN | - | - | - | - | - |
| 01/31/2018 | 2344941 | IN | - | - | - | - | - |
| 11/16/2017 | 2344941 | IN | 1 | 393.9A - Inoperative required lamps | 2 | No | |
| 10/22/2017 | 2344941 | IN | - | - | - | - | - |
| 01/19/2017 | 2344941 | IN | - | - | - | - | - |

| VIN: 1XKYD49X4MJ425255 | | Unit: Truck Tractor | | Year: 2021 | Make: KENWORTH | | |
|------------------------|--------------|----------------------|----------------|--------------------------------------|----------------|-----------------|------------|
| DOT No: 4264632 | | Docket No: MC1655259 | | Name: PANNU BRO TRUCKING INC | | Interstate: Yes | |
| Date | Unit License | Unit Lic State | Violation Unit | Violation Description | Severity | OOS | Citation |
| 07/12/2025 | ZP17774 | CA | - | - | - | - | - |
| DOT No: 3327 | | Docket No: MC145655 | | Name: TYSON FOODS INC | | Interstate: Yes | |
| Date | Unit License | Unit Lic State | Violation Unit | Violation Description | Severity | OOS | Citation |
| 07/12/2023 | 3EY876 | IN | D | 392.2LV - Lane Restriction violation | 3 | No | T002309195 |



Inspection Summary By Month (based on inspections from the last 4 years) **ToC**

| Year-Month | Number of Inspections | Number of Power Units | Total Violations | Total OOS Inspections | Total Severity Points | Number of Crashes |
|------------|-----------------------|-----------------------|------------------|-----------------------|-----------------------|-------------------|
| 2025-07 | 3 | 3 | 4 | 0 | 20 | 0 |
| 2025-05 | 1 | 1 | 0 | 0 | 0 | 0 |
| 2024-12 | 3 | 3 | 2 | 1 | 14 | 0 |

Note: The most recent month's counts may not include all the inspections for that month.

VIN Inspection Violation Details **ToC**

of VINs: 3 # of Insp: 7 Severity Weight: 61 Avg. Weight/VIN: 8.7 (based on inspections in the last 4 years, showing top 50 VINs inspected most recently)

| VIN 1UYVS2530N2511414 | | # of Inspections: 2 | | Total Severity: 20 | | Percentage of Total: 32.79% | | Avg. Weight Per Inspection: 10.0 | |
|----------------------------|---------------|---------------------|-------------------------------|--------------------|-----------------|---|------------------|----------------------------------|----------------|
| Inspection Date | Inspection ID | Inspection State | Location Description | Total Severity | # of Violations | Shipper Name | Inspection Level | Post Accident | Out of Service |
| 07/29/2025 | 85375371 | CA | DUNSMUIR GRADE IF | 13 | 2 | GRIMMWAY FARMS | 1 | No | No |
| BASIC | | Unit Type | | Severity | | Description | | Out of Service | |
| Vehicle Maintenance | | Semi Trailer | | 7 | | 393.207FSLAS:SUSPENSION - LEAKING 3 PSI IN 5 MINUTES. | | No | |
| Vehicle Maintenance | | Semi Trailer | | 6 | | 393.209DSTBSP:STEERING - BALL AND SOCKET JOINT HAS MOVEMENT GREA | | No | |
| Inspection Date | Inspection ID | Inspection State | Location Description | Total Severity | # of Violations | Shipper Name | Inspection Level | Post Accident | Out of Service |
| 07/27/2025 | 85343433 | CA | BOGUE RD E/OF S GEO WASH BLVD | 7 | 1 | JDB PRO INC | 3 | No | No |
| BASIC | | Unit Type | | Severity | | Description | | Out of Service | |
| Hours-Of-Servce Compliance | | Semi Trailer | | 7 | | 392.2SLLHOS:STATE/LOCAL LAWS - STATE/LOCAL HOURS OF SERVICE | | No | |
| VIN 3AKJGLDR1HSHM6042 | | # of Inspections: 4 | | Total Severity: 34 | | Percentage of Total: 55.74% | | Avg. Weight Per Inspection: 8.5 | |
| Inspection Date | Inspection ID | Inspection State | Location Description | Total Severity | # of Violations | Shipper Name | Inspection Level | Post Accident | Out of Service |
| 07/29/2025 | 85375371 | CA | DUNSMUIR GRADE IF | 13 | 2 | GRIMMWAY FARMS | 1 | No | No |
| BASIC | | Unit Type | | Severity | | Description | | Out of Service | |
| Vehicle Maintenance | | Truck Tractor | | 7 | | 393.207FSLAS:SUSPENSION - LEAKING 3 PSI IN 5 MINUTES. | | No | |
| Vehicle Maintenance | | Truck Tractor | | 6 | | 393.209DSTBSP:STEERING - BALL AND SOCKET JOINT HAS MOVEMENT GREA | | No | |
| Inspection Date | Inspection ID | Inspection State | Location Description | Total Severity | # of Violations | Shipper Name | Inspection Level | Post Accident | Out of Service |
| 07/27/2025 | 85343433 | CA | BOGUE RD E/OF S GEO WASH BLVD | 7 | 2 | JDB PRO INC | 3 | No | No |
| BASIC | | Unit Type | | Severity | | Description | | Out of Service | |
| Hours-Of-Servce Compliance | | Truck Tractor | | 7 | | 392.2SLLHOS:STATE/LOCAL LAWS - STATE/LOCAL HOURS OF SERVICE | | No | |
| | | Truck Tractor | | 0 | | 392.2SLLD:State/Local Laws - Excessive dimension (width/heig | | No | |
| Inspection Date | Inspection ID | Inspection State | Location Description | Total Severity | # of Violations | Shipper Name | Inspection Level | Post Accident | Out of Service |
| 12/19/2024 | 83443568 | OR | ASHLAND OR | 7 | 1 | HYDRATION SOURCE | 3 | No | No |
| BASIC | | Unit Type | | Severity | | Description | | Out of Service | |
| | | Truck Tractor | | 7 | | 392.2SLL:State/Local Laws - | | No | |
| Inspection Date | Inspection ID | Inspection State | Location Description | Total Severity | # of Violations | Shipper Name | Inspection Level | Post Accident | Out of Service |
| 12/07/2024 | 83407502 | CA | DUNSMUIR GRADE IF | 7 | 1 | DOMEX SUPERFRESH | 2 | No | Yes |
| BASIC | | Unit Type | | Severity | | Description | | Out of Service | |
| Vehicle Maintenance | | Truck Tractor | | 7 | | 393.207BAALPMEOS:MORE THAN 25% OF THE LOCKING PINS ARE MISSING OR N | | Yes | |
| VIN 1UYVS2539P2969925 | | # of Inspections: 1 | | Total Severity: 7 | | Percentage of Total: 11.48% | | Avg. Weight Per Inspection: 7.0 | |
| Inspection Date | Inspection ID | Inspection State | Location Description | Total Severity | # of Violations | Shipper Name | Inspection Level | Post Accident | Out of Service |
| 12/07/2024 | 83407502 | CA | DUNSMUIR GRADE IF | 7 | 1 | DOMEX SUPERFRESH | 2 | No | Yes |
| BASIC | | Unit Type | | Severity | | Description | | Out of Service | |



| | | | | |
|---------------------|--------------|---|---|-----|
| Vehicle Maintenance | Semi Trailer | 7 | 393.207BAALPMEOS:MORE THAN 25% OF THE LOCKING PINS ARE MISSING OR N | Yes |
|---------------------|--------------|---|---|-----|

| Inspection History ToC | | | | | | |
|--|---------------|--------------|-----------------------------------|----------------------------------|-----------------|-------------|
| Inspection Date | Report Number | Report State | PU VIN | TR VIN | Severity Weight | Time Weight |
| 07/29/2025 | N9PH005821 | CA | 3AKJGLDR1HSHM6042 - Truck Tractor | 1UYVS2530N2511414 - Semi Trailer | | 3 |
| Power Unit Violation - Vehicle Maintenance Violation: 393.207FSLAS - SUSPENSION - LEAKING 3 PSI IN 5 MINUTES. | | | | | 7 | |
| Power Unit Violation - Vehicle Maintenance Violation: 393.209DSTBSP - STEERING - BALL AND SOCKET JOINT HAS MOVEMENT GREATER THAN 1/8 INCH MEASURED WITH HAND PRESSURE. | | | | | 6 | |
| 07/27/2025 | UGN3000209 | CA | 3AKJGLDR1HSHM6042 - Truck Tractor | 1UYVS2530N2511414 - Semi Trailer | | 3 |
| Power Unit Violation - Hours-Of-Service (HOS) Compliance Violation: 392.2SLLHOS - STATE/LOCAL LAWS - STATE/LOCAL HOURS OF SERVICE | | | | | 7 | |
| Power Unit Violation - State/Local Laws Violation: 392.2SLLD - State/Local Laws - Excessive dimension (width/height/length) | | | | | 0 | |
| 07/12/2025 | NFAC001059 | CA | 1XKYD49X4MJ425255 - Truck Tractor | 1UYVS2530N2511414 - Semi Trailer | | 3 |
| 05/30/2025 | NEZF002233 | CA | 3AKJGLDR1HSHM6042 - Truck Tractor | 1UYVS2530N2511414 - Semi Trailer | | 3 |
| 12/19/2024 | AW33050141 | OR | 3AKJGLDR1HSHM6042 - Truck Tractor | 1UYVS2539P2969925 - Semi Trailer | | 2 |
| Power Unit Violation - State/Local Laws Violation: 392.2SLL - State/Local Laws - | | | | | 7 | |
| 12/18/2024 | NC0Q003497 | CA | 3AKJGLDR1HSHM6042 - Truck Tractor | 1UYVS2539P2969925 - Semi Trailer | | 2 |
| 12/07/2024 | NCRM006734 | CA | 3AKJGLDR1HSHM6042 - Truck Tractor | 1UYVS2539P2969925 - Semi Trailer | | 2 |
| Trailer Violation - OOS Vehicle Maintenance Violation: 393.207BAALPMEOS - MORE THAN 25% OF THE LOCKING PINS ARE MISSING OR NOT ENGAGED. | | | | | 7 | |
| Only the first 20 inspections are shown. See the live report for more data. | | | | | | |

| Crash Hot Spots ToC | | | | | |
|---------------------|-------------------------------------|---------|---------|---------|--------------------------------------|
| State | Level 1 (lowest crash frequency) | Level 2 | Level 3 | Level 4 | Level 5 (highest crash frequency) |
| California | 0 | 0 | 1 | 0 | 3 |
| Oregon | 0 | 1 | 0 | 0 | 0 |
| Total | 0 | 1 | 1 | 0 | 3 |
| Company Level: 4 | | | | | |

| Equipment and Driver Details ToC | | | | | | |
|----------------------------------|-------------------------------|-----------------|----------|----------------|------------|------------|
| MCS-150 Date | Equipment (Owned/Leased/Trip) | | | Driver Details | | |
| | Tractors | Straight Trucks | Trailers | CDL's | Interstate | Intrastate |
| 07/10/2025 | 2/0/0 | 0/0/0 | 2/0/0 | 3 | 3 | 0 |
| 06/30/2025 | 2/0/0 | 0/0/0 | 2/0/0 | 2 | 1 | 0 |
| 07/08/2024 | 1/0/0 | 0/0/0 | 1/0/0 | 1 | 1 | 0 |

| Chameleon ToC |
|---|
| Something went wrong while generating Chameleon |