



Table of Contents

| | |
|--|---|
| 1. Overview | 2. BASIC Scores History |
| 3. BASIC Measures | 4. KPI: BASIC Measures by Cargo Group |
| 5. Estimated ISS Score | 6. Investigation Results |
| 7. Penalties History | 8. Acute Critical Violations |
| 9. Red Flag Violation Details | 10. DOT Registration Information |
| 11. DOT MCS-150 History | 12. Crash Summary |
| 13. Inspection Summary | 14. KPI: Inspection Viol OOS Rates by Cargo Group |
| 15. FHWA Registration Information | 16. FHWA Insurance Information |
| 17. FHWA Authorities | 18. Severe Violations |
| 19. Violation Report | 20. Violation Summary |
| 21. Violation Enforcement Chronology | 22. Inspection Violations & OOS Counts |
| 23. Radius Of Operation | 24. Inspection & Crash Locations |
| 25. Cargo Hot Spots | 26. Inspection Violations & OOS Chronology |
| 27. Percent of Insp & Crash by State | 28. VIN Insp Summary by State |
| 29. Violations By Unit Type | 30. Equipment Ownership |
| 31. Equipment Details | 32. Vehicle Age |
| 33. States of Power Unit Registrations | 34. Equipment Acquisitions |
| 35. Driver Details | 36. Shared VIN Summary |
| 37. Shipper Table | 38. Safety Summary |
| 39. Safety Details | 40. Crash Detail Color Coded |
| 41. Inspections with Shared Equipment | 42. Inspection Tabular Details |
| 43. Inspection Summary By Month | 44. VIN Inspection Violation Details |
| 45. Inspection History | 46. Crash Hot Spots |
| 47. DOT MCS-150 History Equipment and Driver Details | 48. Chameleon |



Business Address

241ELGIN AVE
LODI, CA
95240

Contact Info

(209)-313-3199

MSSTRANS13@GMAIL.COM

FHWA Address

241ELGIN AVE
LODI,CA,95240
Phone:(209)-313-3199

Mailing Address

241ELGIN AVE
LODI, CA
95240

Overview ToC

Operating Status: AUTHORIZED FOR Property
3 other companies viewed this DOT in the past two months
Crash/PU ratio: 0.0%
Clean Inspection ratio: 0.0%

Estimated BASIC Scores (as of 7/25/2025)

| | Unsafe Driving | Hours of Service | Driver Fitness | Controlled Sub. and Alcohol | Vehicle Maintenance | HM Compliance | Crash |
|------------------------|----------------|------------------|----------------|-----------------------------|---------------------|---------------|-------|
| Relative Scores | 0% ○ | 0% ⊖ | 0% ○ | 0% ○ | 0% ⊖ | 0% ○ | 0% ○ |
| Alert Status | No | No | No | No | No | No | No |



Estimated Inspection Selection System (ISS) Score: 66
Category: Optional Inspect

* The Estimated ISS score is based on Insufficient Data Algorithm *

BASIC Scores History - Unsafe Driving ToC

There are no Scores for this BASIC

BASIC Scores History - Hours of Service ToC

There are no Scores for this BASIC

BASIC Scores History - Driver Fitness ToC

There are no Scores for this BASIC

BASIC Scores History - Controlled Substance ToC

There are no Scores for this BASIC



BASIC Scores History - Vehicle Maintenance ToC

There are no Scores for this BASIC

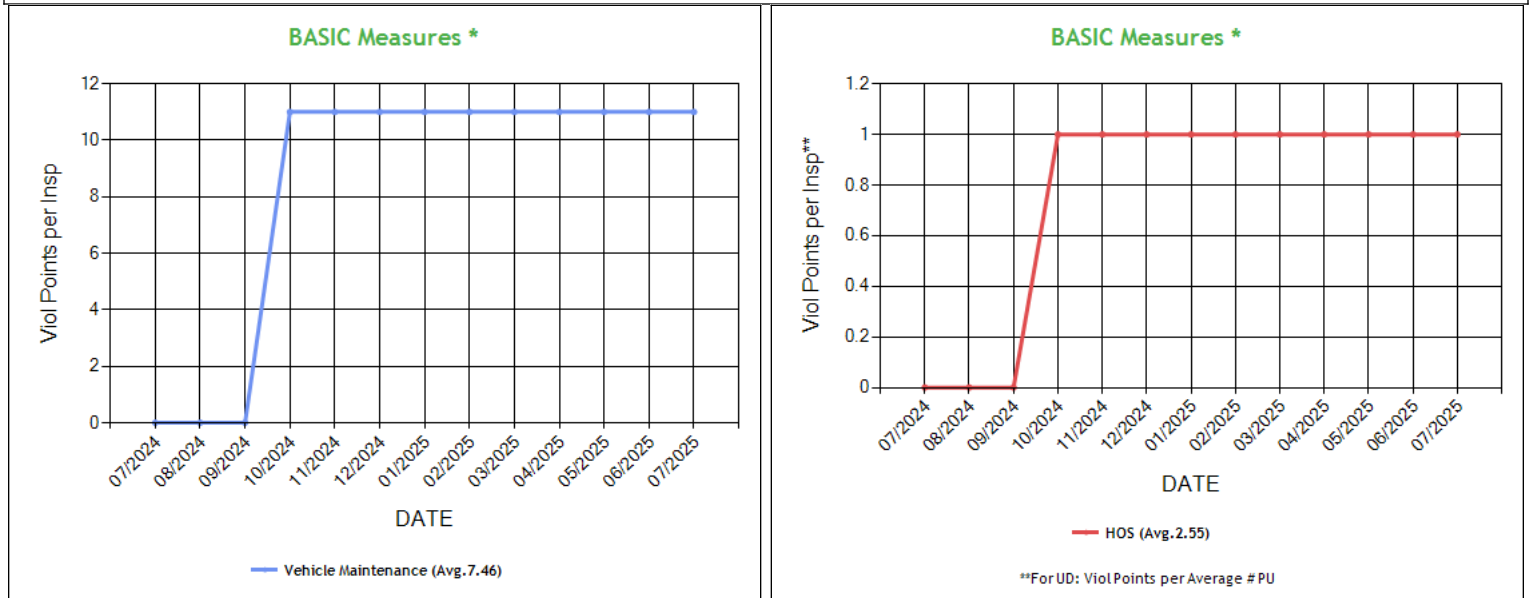
BASIC Scores History - Crash ToC

There are no Scores for this BASIC

BASIC Scores History - Hazmat ToC

There are no Scores for this BASIC

BASIC Measures: Violation Points per Inspection Trends ToC



* BASIC Measures are the absolute SMS scores that are compared within each Safety Event Group to determine the BASIC Score percentiles. Averages based on fleets with 1-5 power units.



BASIC Measures * - Table ToC

UD-Unsafe Driving, HOS-Hours of Service, DF-Driver Fitness, CS-Controlled Substances, VM-Vehicle Maintenance

| Date | UD Measure | UD AC | UD with Viol | HOS Measure | HOS AC | HOS with Viol | DF Measure | DF AC | DF with Viol | CS Measure | CS AC | CS with Viol | VM Measure | VM AC | VM with Viol |
|---------|------------|-------|--------------|-------------|--------|---------------|------------|-------|--------------|------------|-------|--------------|------------|-------|--------------|
| 07/2025 | 0.00 | N | 0 | 1.00 | N | 1 | 0.00 | N | 0 | 0.00 | N | 0 | 11.00 | N | 1 |
| 06/2025 | 0.00 | N | 0 | 1.00 | N | 1 | 0.00 | N | 0 | 0.00 | N | 0 | 11.00 | N | 1 |
| 05/2025 | 0.00 | N | 0 | 1.00 | N | 1 | 0.00 | N | 0 | 0.00 | N | 0 | 11.00 | N | 1 |
| 04/2025 | 0.00 | N | 0 | 1.00 | N | 1 | 0.00 | N | 0 | 0.00 | N | 0 | 11.00 | N | 1 |
| 03/2025 | 0.00 | N | 0 | 1.00 | N | 1 | 0.00 | N | 0 | 0.00 | N | 0 | 11.00 | N | 1 |
| 02/2025 | 0.00 | N | 0 | 1.00 | N | 1 | 0.00 | N | 0 | 0.00 | N | 0 | 11.00 | N | 1 |
| 01/2025 | 0.00 | N | 0 | 1.00 | N | 1 | 0.00 | N | 0 | 0.00 | N | 0 | 11.00 | N | 1 |
| 12/2024 | 0.00 | N | 0 | 1.00 | N | 1 | 0.00 | N | 0 | 0.00 | N | 0 | 11.00 | N | 1 |
| 11/2024 | 0.00 | N | 0 | 1.00 | N | 1 | 0.00 | N | 0 | 0.00 | N | 0 | 11.00 | N | 1 |
| 10/2024 | 0.00 | N | 0 | 1.00 | N | 1 | 0.00 | N | 0 | 0.00 | N | 0 | 11.00 | N | 1 |
| 09/2024 | 0.00 | N | 0 | 0.00 | N | 0 | 0.00 | N | 0 | 0.00 | N | 0 | 0.00 | N | 0 |
| 08/2024 | 0.00 | N | 0 | 0.00 | N | 0 | 0.00 | N | 0 | 0.00 | N | 0 | 0.00 | N | 0 |
| 07/2024 | 0.00 | N | 0 | 0.00 | N | 0 | 0.00 | N | 0 | 0.00 | N | 0 | 0.00 | N | 0 |

* BASIC Measures are the absolute SMS scores that are compared within each Safety Event Group to determine the BASIC Score percentiles.

KPI: BASIC Measures by Fleet Size and Cargo Group ToC

Fleet Size: 1-5 PUs

| | Unsafe Driving | | Hours of Service | | Driver Fitness | | Controlled Substance | | Vehicle Maintenance | | HM Compliance | | Crash | |
|--------------------------|----------------|---------------|------------------|---------------|----------------|---------------|----------------------|---------------|---------------------|---------------|---------------|---------------|-------|---------------|
| Cargo Group (Companies) | Avg. | Comp. to Avg. | Avg. | Comp. to Avg. | Avg. | Comp. to Avg. | Avg. | Comp. to Avg. | Avg. | Comp. to Avg. | Avg. | Comp. to Avg. | Avg. | Comp. to Avg. |
| General Freight (489170) | 0.79 | Better | 0.21 | Worse | 0.20 | Better | 0.01 | Better | 1.87 | Worse | 0.01 | Better | 0.06 | Better |
| MSS TRANS INC | 0.00 | | 1.00 | | 0.00 | | 0.00 | | 11.00 | | 0.00 | | 0.00 | |

Estimated ISS Score: 66 Optional Inspect ToC About the Inspection Selection System

Estimated ISS Score History - Table ToC

| Date | Estimated ISS Score | Recommendation | Algorithm |
|------------|---------------------|------------------|-----------------------------|
| 07/25/2025 | 66 | Optional Inspect | Insufficient Data Algorithm |
| 06/30/2025 | 69 | Optional Inspect | Insufficient Data Algorithm |
| 05/31/2025 | 69 | Optional Inspect | Insufficient Data Algorithm |
| 04/25/2025 | 65 | Optional Inspect | Insufficient Data Algorithm |
| 03/28/2025 | 65 | Optional Inspect | Insufficient Data Algorithm |
| 02/28/2025 | 64 | Optional Inspect | Insufficient Data Algorithm |
| 01/31/2025 | 68 | Optional Inspect | Insufficient Data Algorithm |
| 12/27/2024 | 65 | Optional Inspect | Insufficient Data Algorithm |
| 11/29/2024 | 65 | Optional Inspect | Insufficient Data Algorithm |
| 10/25/2024 | 67 | Optional Inspect | Insufficient Data Algorithm |
| 09/27/2024 | 63 | Optional Inspect | Insufficient Data Algorithm |
| 08/30/2024 | 63 | Optional Inspect | Insufficient Data Algorithm |
| 07/26/2024 | 63 | Optional Inspect | Insufficient Data Algorithm |

Investigation Results ToC

No Investigations reported on FMCSA website



Penalties History [ToC](#)

There is a problem with the Penalties data on FMCSA website.

Acute Critical Violations (Based on Investigations as per CSA Methodology Appendix A) [ToC](#)

No Data

No red flag violations in the last 24 months

DOT Registration Information: The following information on this specific DOT # is from the Federal DOT (as of Operating Authority

| DOT Registration: 07/15/2024 | | Total Power Units: 1 | | Total Trucks: 1 | | Total Trailers: 1 | | Total Passenger Vehicles: 0 | |
|------------------------------|----------------------|-----------------------------|-------------------------|--------------------------|--|-------------------------------------|--|-----------------------------|--|
| Status | Entity Type | Organization Type | Nation | Total Cars | | Drivers / CDL Drivers | | | |
| A | C | - | US | 0 | | 1* / 1 | | | |
| MCS-150 Date | Op Codes | Shipper Op Codes | Shipper HazMat Op Codes | Latest Review Type | | Latest Review Document Number(Date) | | | |
| 05/05/2025 | A | | | | | () | | | |
| MCS-150 Mileage (Year) | Record Update Date | Transports Hazmats | DOT Census Date | Recordable Accident Rate | | Preventable Accident Rate | | | |
| 25,456 (2024) | 05/05/2025 | N | | 0% | | 0% | | | |
| MCS-151 Mileage | Safety Rating (Date) | SEA Accident | SEA Driver | SEA Vehicle | | SEA Management | | | |
| 0 | None (None) | 0% | 0% | 0% | | 0% | | | |
| Classification Codes | | Cargo Carried (per MCS-150) | | | | | | | |
| Authorized-For-Hire | | General Freight | | | | | | | |

DOT MCS-150 History [ToC](#)

(as of 05/12/2025 DOT census)

| Census Date | MCS-150 Date | MCS-150 Mileage | VMT Year | Power Units | Drivers | Trailers | Company Rep1 | Company Rep2 | Email |
|-------------|--------------|-----------------|----------|-------------|---------|----------|--------------|--------------|----------------------|
| 5/12/2025 | 5/5/2025 | 25456 | 2024 | 1 | 1 | - | SUKHRAJ KAUR | | MSSTRANS13@GMAIL.COM |
| 3/13/2025 | 3/10/2025 | 25456 | 2024 | 1 | 1 | - | SUKHRAJ KAUR | | MSSTRANS13@GMAIL.COM |
| 9/10/2024 | 7/15/2024 | 0 | | 1 | 1 | - | SUKHRAJ KAUR | | MSSTRANS13@GMAIL.COM |

Crash Summary Chart [ToC](#)**Crashes Summary - Chart** (based on all available crash data)

No Data

Crashes Summary - Table (based on all available crash data) [ToC](#)

| | TOTAL | Last 6 months | 7-12 months | 13-18 months | 19-24 months | 25-30 months | 30-36 months | 37-41 months | 42-48 months | Over 49 months |
|--------------------|-------|---------------|-------------|--------------|--------------|--------------|--------------|--------------|--------------|----------------|
| Total Reportable | 0 | 0 | 0 | 0 | 0 | 0 | 0 | 0 | 0 | 0 |
| Fatalities | 0 | 0 | 0 | 0 | 0 | 0 | 0 | 0 | 0 | 0 |
| Injuries | 0 | 0 | 0 | 0 | 0 | 0 | 0 | 0 | 0 | 0 |
| Tow Away | 0 | 0 | 0 | 0 | 0 | 0 | 0 | 0 | 0 | 0 |
| With Citations | 0 | 0 | 0 | 0 | 0 | 0 | 0 | 0 | 0 | 0 |
| Federal Recordable | 0 | 0 | 0 | 0 | 0 | 0 | 0 | 0 | 0 | 0 |
| Preventable | 0 | 0 | 0 | 0 | 0 | 0 | 0 | 0 | 0 | 0 |
| Crash per Pwr Unit | - | 0.0% | 0.0% | 0.0% | 0.0% | 0.0% | 0.0% | 0.0% | 0.0% | - |



Inspection Summary **ToC**

The following inspection information is based on results for 24 months prior to: 08/14/2025. Please note that the total inspections number is not necessarily the total of the vehicle, driver and hazmat inspections, as one inspection may have included any combination of the below inspections.

| Overall | Vehicle | Driver | Hazmat |
|---|--|---|---|
| (Please note that the total inspections number is not necessarily the total of the vehicle, driver and hazmat inspections, as one inspection may have included any combination of the below inspections) Total Inspections: 1 Total Out of Service: 1 Out of Service: 100% National Average: 18.09% Difference: 81.91% | Total Inspections: 1 Total Out of Service: 1 Out of Service: 100.00% National Average: 22.26% Difference: 77.74% | Total Inspections: 1 Total Out of Service: 0 Out of Service: 0.00% National Average: 6.67% Difference: -6.67% | Total Inspections: 0 Total Out of Service: 0 Out of Service: 0.00% National Average: 4.44% Difference: -4.44% |

KPI: Inspection Viol OOS Rates by Cargo Group **ToC**

| Cargo Group | OVERALL | | VEHICLE | | DRIVER | | HAZMAT | |
|-----------------|---------|---------------------|---------|---------------------|---------|---------------------|---------|---------------------|
| | Average | Compared to Average | Average | Compared to Average | Average | Compared to Average | Average | Compared to Average |
| General Freight | 29.02% | Worse | 25.21% | Worse | 12.90% | Better | 0.16% | Better |
| MSS TRANS INC | 100% | | 100% | | 0% | | 0% | |

FHWA Registration Information: The following data on this Motor Carrier is from the Federal Hwy Administration (as of 8/11/2025)

| Docket Number | DOT Number | Company Name | DBA Name | Address | City | State | Country | ZIP Code |
|---------------------|------------|---------------|-----------------|------------------|-------------------|------------------------------|-------------------|-----------------|
| MC1657008 | 4267852 | MSS TRANS INC | | 241ELGIN AVE | LODI | CA | US | 95240 |
| Phone Number | Fax Number | Mail Address | Mail City | Mail State | Mail Contry | Mail ZIP Code | Mail Phone Number | Mail Fax Number |
| (209)-313-3199 | | | | | | | | |
| Date of Last Change | Freight | Passenger | Household Goods | Active Authority | Pending Authority | Revocation Pending Authority | | |
| 8/11/2025 | Y | N | N | / Common / | / | / Common / | | |

Insurance Required (as of 08/11/2025) **ToC**

| Docket Number | Insurance Type | Insurance Required | Insurance on File |
|---------------|----------------|--------------------|-------------------|
| MC1657008 | BIPD | \$750k | \$750k |
| MC1657008 | Cargo | No | No |
| MC1657008 | Bond | No | No |

Active / Pending Insurance (as of 08/11/2025)

| Docket Number | Form | Type | Insurance Carrier | Policy/Surety | Coverage From | Coverage To | Required | On File | Effective Date | Cancel Date |
|---------------|------|--------------|---|-------------------|---------------|-------------|----------|---------|----------------|-------------|
| MC1657008 | 91X | BIPD/Primary | MS TRANSVERSE SPECIALTY INSURANCE COMPANY | TSATCA-0001366-00 | \$0k | \$750k | \$750k | \$750k | 12/12/2024 | 09/04/2025 |



Insurance History (as of 08/11/2025)

| Docket Number | Form | Type | Insurance Carrier | Policy/Surety | Coverage From | Coverage To | Effective Date From | Effective Date To |
|---------------|------|--------------|---|-------------------|---------------|-------------|---------------------|----------------------|
| MC1657008 | 91X | BIPD/Primary | TRANSVERSE SPECIALTY INSURANCE COMPANY | TSATCA-0001366-00 | \$0k | \$750k | 12/12/2024 | 12/12/2024 Replaced |
| MC1657008 | 91X | BIPD/Primary | MS TRANSVERSE SPECIALTY INSURANCE COMPANY | TSATCA-0001366-00 | \$0k | \$750k | 09/04/2024 | 12/12/2024 Cancelled |

FHWA Authorities (as of 08/11/2025) ToC

| Docket# | L&I Name | Active Authority | Inactive Authority | Pending Authority | Revocation Pending Authority | Freight | Passenger | Household Goods |
|-----------|---------------|------------------|--------------------|-------------------|------------------------------|---------|-----------|-----------------|
| MC1657008 | MSS TRANS INC | Common / | | | Common / | Yes | No | No |

Authority History (as of 08/11/2025)

| Docket Number | Sub | Auth Type | Original Action | Disposition |
|---------------|-----|-----------|----------------------------------|-------------|
| MC1657008 | | COMMON | GRANTED 9/11/2024 12:00:00 AM | |

Severe Violations (i.e. those with >= 8 points) - Chart ToC

No Data

Severe Violations (i.e. those with >= 8 points) - Table

No Data

Violation Report ToC

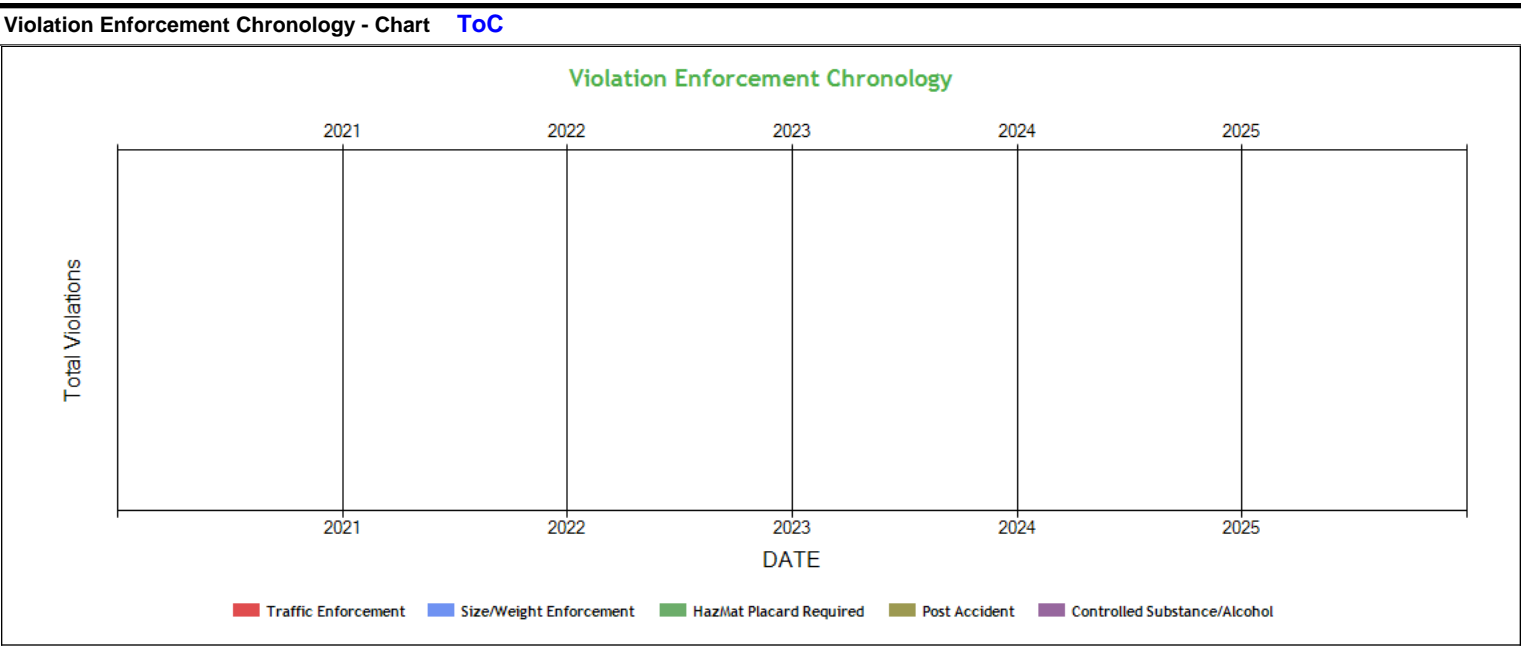
| Inspection Date | Inspection State | BASIC | Violation Description | OOS | VIN | Severity Points |
|-----------------|------------------|---------------------|--|-----|-------------------|-----------------|
| 09/29/2024 | CA | Vehicle Maintenance | 393.9A - Inoperative required lamps | Yes | 3H3V532K7RS266924 | 2 |
| 09/29/2024 | CA | Hours-Of-Service | 395.24C2III - Driver failed to manually add shipping document number | No | 4V4NC9EH3GN934199 | 1 |
| 09/29/2024 | CA | Vehicle Maintenance | 396.5B - Oil and/or grease leak | No | 4V4NC9EH3GN934199 | 3 |

No filters were applied when generating this report, see the live report for more options.

Violation Summary ToC

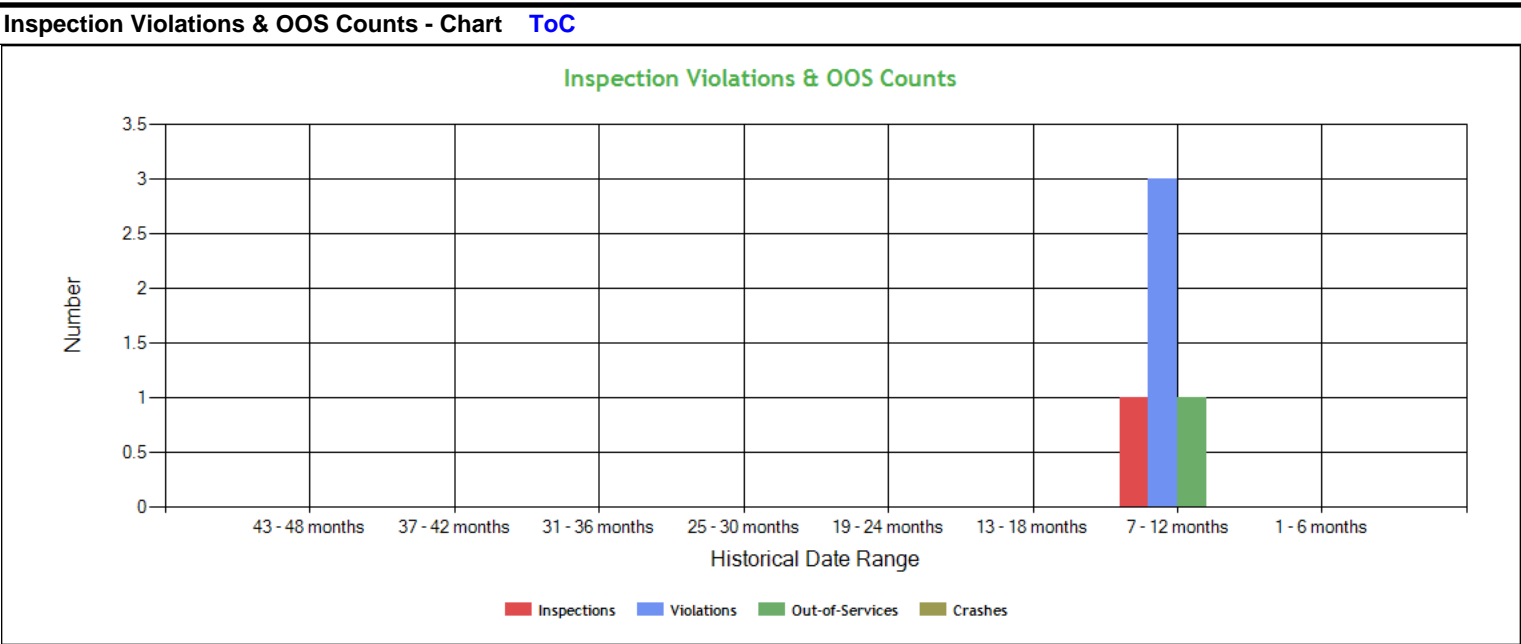
| BASIC | Violation Group | Code | Description | # of Violations | # of OOS Violations | Severity Points |
|-----------------------------------|--------------------------------------|-------------|--|-----------------|---------------------|-----------------|
| Vehicle Maintenance | Other Vehicle Defect | 396.5B | Oil and/or grease leak | 1 | 0 | 3 |
| Vehicle Maintenance | Clearance Identification Lamps/Other | 393.9A | Inoperative required lamps | 1 | 1 | 2 |
| Hours-Of-Service (HOS) Compliance | | 395.24C2III | Driver failed to manually add shipping document number | 1 | 0 | 1 |

No filters were applied when generating this report, see the live report for more options.



Violation Enforcement Chronology - Table ToC

| | 2021 | 2022 | 2023 | 2024 | 2025 |
|------------------------------|------|------|------|------|------|
| Traffic Enforcement | 0 | 0 | 0 | 0 | 0 |
| Size/Weight Enforcement | 0 | 0 | 0 | 0 | 0 |
| HazMat Placard Required | 0 | 0 | 0 | 0 | 0 |
| Post Accident | 0 | 0 | 0 | 0 | 0 |
| Controlled Substance/Alcohol | 0 | 0 | 0 | 0 | 0 |





Inspection Violations & OOS Counts - Table [ToC](#)

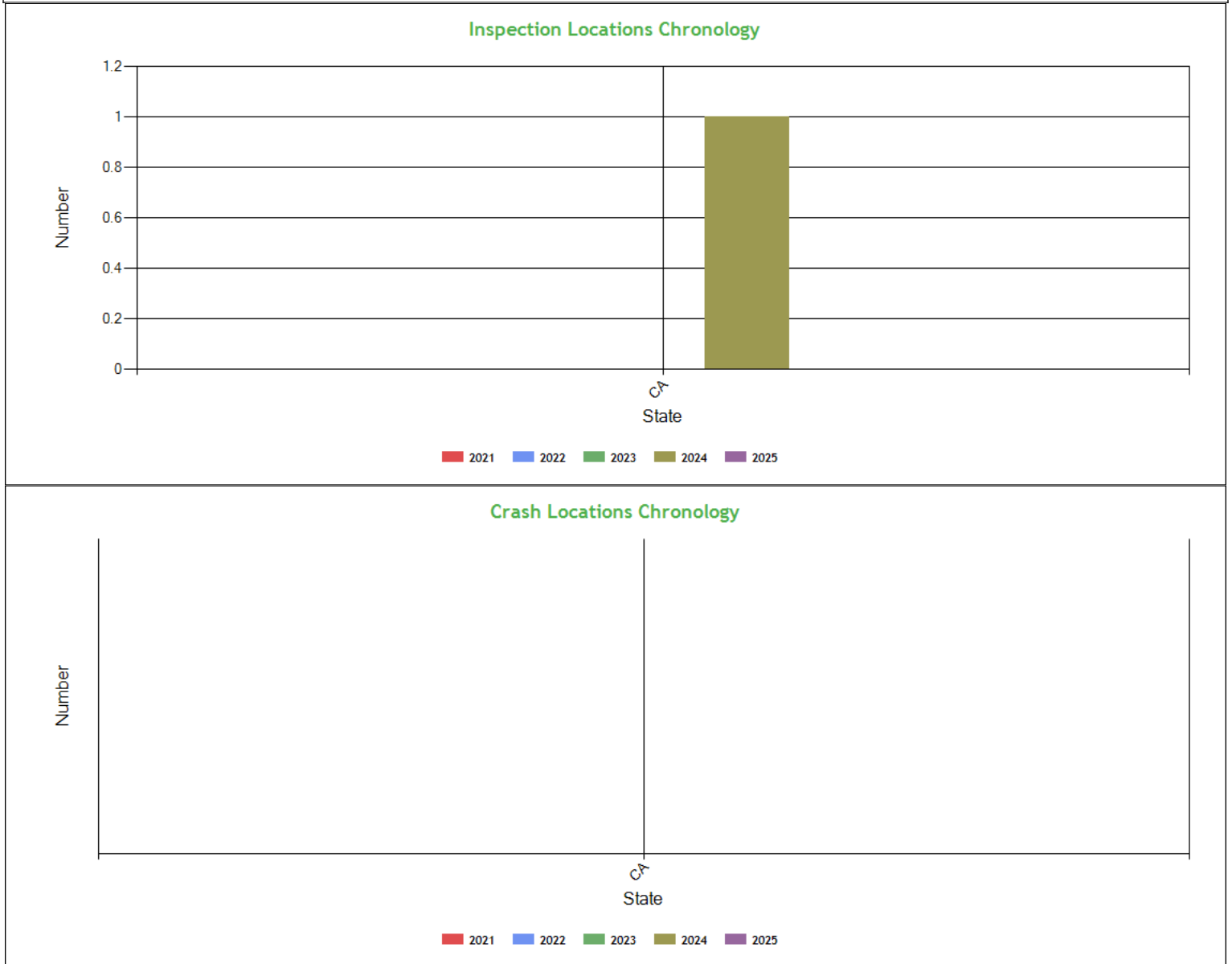
| Date Range | Inspections | Violations | Out-of-Services | Crashes |
|-----------------------|-------------|------------|-----------------|---------|
| TOTAL | 1 | 3 | 1 | 0 |
| 1 - 6 months | 0 | 0 | 0 | 0 |
| 7 - 12 months | 1 | 3 | 1 | 0 |
| 13 - 18 months | 0 | 0 | 0 | 0 |
| 19 - 24 months | 0 | 0 | 0 | 0 |
| 25 - 30 months | 0 | 0 | 0 | 0 |
| 31 - 36 months | 0 | 0 | 0 | 0 |
| 37 - 42 months | 0 | 0 | 0 | 0 |
| 43 - 48 months | 0 | 0 | 0 | 0 |

Radius of Operation (based on Inspections and Crashes during the past 3 years) [ToC](#)

| | Total | Drive between 0 and 50 miles radius | Drive between 51 and 200 miles radius | Drive between 201 and 300 miles radius | Drive between 301 and 400 miles radius | Drive between 401 and 500 miles radius | Drive between 501 and 600 miles radius | Drive beyond 600 miles radius |
|---|-------|---|---|--|--|--|--|-------------------------------------|
| Power Units (i.e. unique VINs) | 1 | 0 | 0 | 1 | 0 | 0 | 0 | 0 |
| Percent | 100% | 0% | 0% | 100% | 0% | 0% | 0% | 0% |



Inspection & Crash Locations - Chart ToC



Inspection & Crash Locations - Table ToC

| State | Inspections | | | | | Violations | | | | | Out-of-Services | | | | | Crashes | | | | |
|-------|-------------|------|------|------|------|------------|------|------|------|------|-----------------|------|------|------|------|---------|------|------|------|------|
| | 2021 | 2022 | 2023 | 2024 | 2025 | 2021 | 2022 | 2023 | 2024 | 2025 | 2021 | 2022 | 2023 | 2024 | 2025 | 2021 | 2022 | 2023 | 2024 | 2025 |
| TOTAL | 0 | 0 | 0 | 1 | 0 | 0 | 0 | 0 | 3 | 0 | 0 | 0 | 0 | 1 | 0 | 0 | 0 | 0 | 0 | 0 |
| CA | 0 | 0 | 0 | 1 | 0 | 0 | 0 | 0 | 3 | 0 | 0 | 0 | 0 | 1 | 0 | 0 | 0 | 0 | 0 | 0 |

Hot Spot Summary ToC

| Year | Month | Level 5 | Level 5 % | Level 4 | Level 4 % | Level 3 | Level 3 % | Level 2 | Level 2 % | Level 1 | Level 1 % | Level 0 | Level 0 % | Levels 1 - 5 | Levels 1 - 5 % |
|--------|---------------------|---------|-----------|---------|-----------|---------|-----------|---------|-----------|---------|-----------|---------|-----------|--------------|----------------|
| 2024 | September (Partial) | 1 | 100.00% | 0 | 0.00% | 0 | 0.00% | 0 | 0.00% | 0 | 0.00% | 0 | 0.00% | 1 | 100.00% |
| Totals | | 1 | 100.00% | 0 | 0.00% | 0 | 0.00% | 0 | 0.00% | 0 | 0.00% | 0 | 0.00% | 1 | 100.00% |

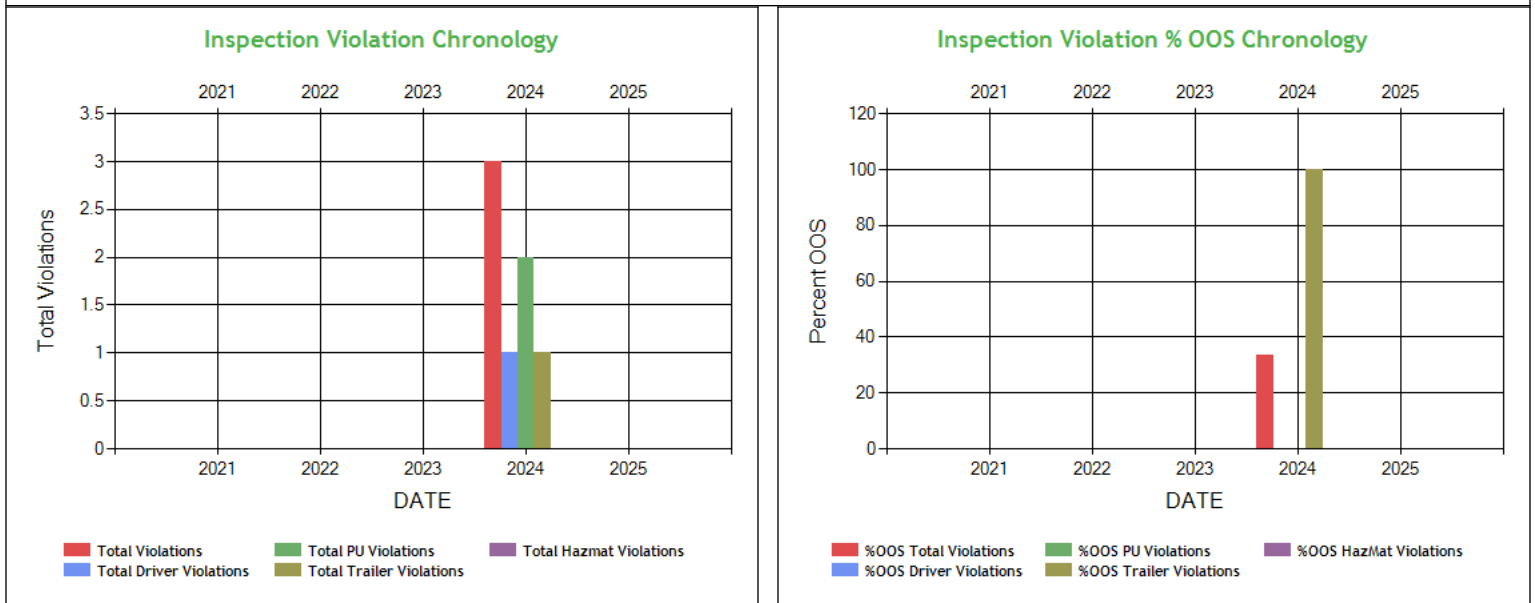


Hot Spot Analysis

| State | County | Level | Count | Percentage |
|-------|--------|-------|-------|------------|
| CA | Kern | 5 | 1 | 100.00% |

Report generated using the last 12 full months of inspection data

Inspection Violation % OOS Chronology - Chart [ToC](#)

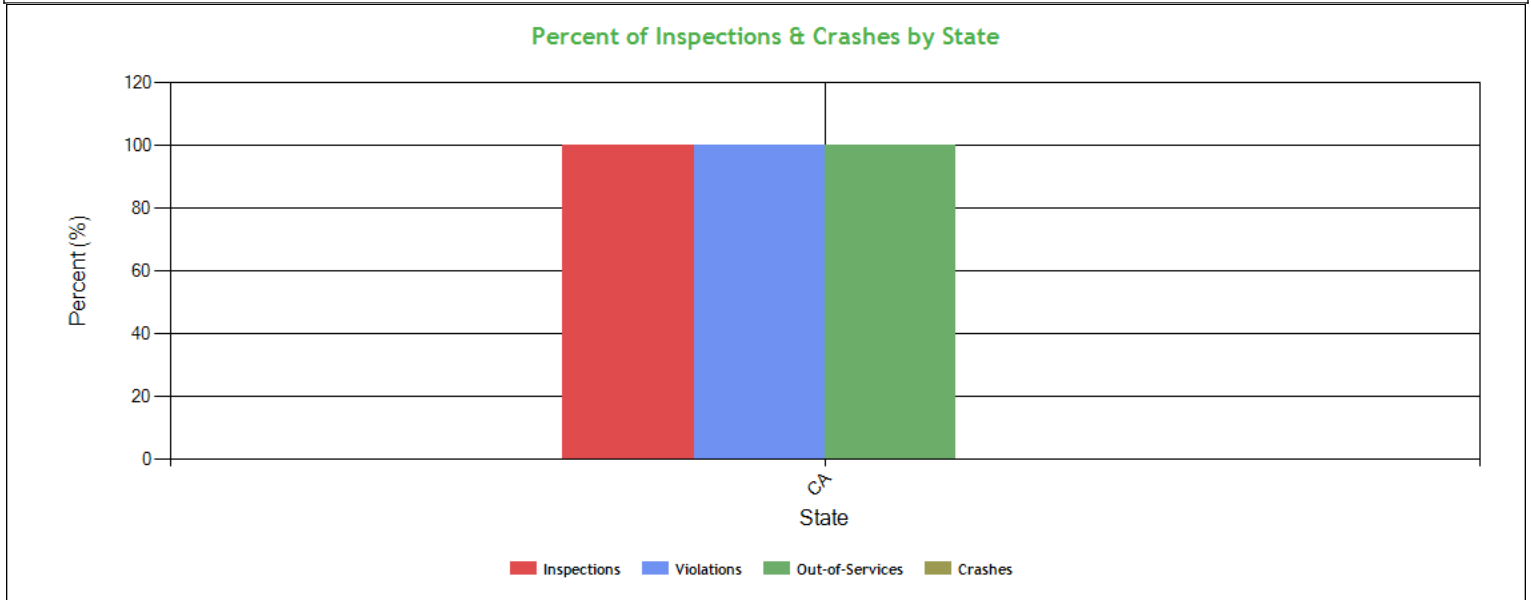


Inspection Violation % OOS Chronology - Table [ToC](#)

| | 2021 | 2022 | 2023 | 2024 | 2025 |
|-------------------------------|------|------|------|-------|------|
| Total Violations | 0 | 0 | 0 | 3 | 0 |
| Total Out Of Services | 0 | 0 | 0 | 1 | 0 |
| %OOS Total Violations | 0 | 0 | 0 | 33.33 | 0 |
| Total Driver Violations | 0 | 0 | 0 | 1 | 0 |
| Total Driver Out Of Services | 0 | 0 | 0 | 0 | 0 |
| %OOS Driver Violations | 0 | 0 | 0 | 0 | 0 |
| Total PU Violations | 0 | 0 | 0 | 2 | 0 |
| Total PU Out Of Services | 0 | 0 | 0 | 0 | 0 |
| %OOS PU Violations | 0 | 0 | 0 | 0 | 0 |
| Total Trailer Violations | 0 | 0 | 0 | 1 | 0 |
| Total Trailer Out Of Services | 0 | 0 | 0 | 1 | 0 |
| %OOS Trailer Violations | 0 | 0 | 0 | 100 | 0 |
| Total Hazmat Violations | 0 | 0 | 0 | 0 | 0 |
| Total Hazmat Out Of Services | 0 | 0 | 0 | 0 | 0 |
| %OOS HazMat Violations | 0 | 0 | 0 | 0 | 0 |



Percent of Insp & Crash by State - Chart ToC



Percent of Insp & Crash by State - Table (based on Inspection data from the last 4 years) ToC

| State | Inspections | | Violations | | Out-of-Services | | Crashes | |
|-------|-------------|---------|------------|---------|-----------------|---------|---------|---------|
| | Total | Percent | Total | Percent | Total | Percent | Total | Percent |
| | 1 | 100 | 3 | 100 | 1 | 100 | 0 | 100 |
| CA | 1 | 100 | 3 | 100 | 1 | 100 | 0 | 0 |

VIN Insp Summary by State (based on inspection from the last 2 years) ToC

| VIN | Insp | Viol Pts | Counts in each State | |
|-------------------|----------|-----------|----------------------|----------|
| | | | CA | |
| | | | Insp | Viol Pts |
| TOTALS | 2/ 6* | 1/ 6** | 1 | 6 |
| 3H3V532K7RS266924 | 1 | 2 | 1 | 2 |
| 4V4NC9EH3GN934199 | 1 | 4 | 1 | 4 |

*<Total number of inspections for these 2 VIN(s)>/n<Total number of inspections for these 1 state(s)>

**<Total severity sum for these 2 VIN(s)>/n<Total severity sum for these 1 state(s)>

Violations By Unit Type ToC

of Violations: 3 Total Severity: 6 based on inspections in the last 2 years

| | | | |
|--|-----------------------|-------------------|--------------------|
| Violation Unit: Driver | # of Violations: 1 | Total Severity: 1 | % of Total: 16.67% |
| Viol. Group: None | # of Violations: 1 | Total Severity: 1 | % of Total: 16.67% |
| Violation | Number of Occurrences | Viol. Severity | Total Severity |
| 395.24C2III:Driver failed to manually add shipping document nu | 1 | 1 | 1 |
| Violation Unit: Power Unit | # of Violations: 1 | Total Severity: 3 | % of Total: 50% |
| Viol. Group: Other Vehicle Defect | # of Violations: 1 | Total Severity: 3 | % of Total: 50% |
| Violation | Number of Occurrences | Viol. Severity | Total Severity |
| 396.5B:Oil and/or grease leak | 1 | 3 | 3 |
| Violation Unit: Trailer | # of Violations: 1 | Total Severity: 2 | % of Total: 33.33% |
| Viol. Group: Clearance Identification Lamps/Other | # of Violations: 1 | Total Severity: 2 | % of Total: 33.33% |
| Violation | Number of Occurrences | Viol. Severity | Total Severity |



| | | | |
|-----------------------------------|---|---|---|
| 393.9A:Inoperative required lamps | 1 | 2 | 2 |
|-----------------------------------|---|---|---|

| Equipment Ownership ToC Equipment Ownership (based on MCS-150 dated 5/5/2025) | | | | | |
|--|--------|----------|----------|---------------|------|
| | Trucks | Tractors | Trailers | Motor Coaches | Vans |
| Owned | 0 | 1 | 0 | 0 | 0 |
| Term Leased | 0 | 0 | 1 | 0 | 0 |
| Trip Leased | 0 | 0 | 0 | 0 | 0 |
| Total No. | 0 | 1 | 1 | 0 | 0 |

| Equipment Details Power Units ToC | | | | | | | | | |
|--|------------------|------|-------------|-------|---------------|-----------|-------|-----|-----------|
| VIN | Latest Insp Date | Year | Make | Model | Body Class | Body Type | Axles | Len | Fuel Type |
| 4V4NC9EH3GN 934199 | 09/29/2024 | 2016 | VOLVO TRUCK | VNL | Truck-Tractor | - | - | - | Diesel |

| Equipment Details Trailers | | | | | | | | | |
|----------------------------|------------------|------|---------------------------------|----------------------------------|------------|-------------|-------|-----|----------------|
| VIN | Latest Insp Date | Year | Make | Model | Body Class | Body Type | Axles | Len | Fuel Type |
| 3H3V532K7RS2 66924 | 09/29/2024 | 2024 | HYUNDAI TRANSEAD TRAILERS | Hyundai Translead Trailers | Trailer | Van Trailer | 2 | 53 | Not Applicable |

| Vehicle Age ToC | | | | |
|------------------------|---------------|---------------|------------|---------------------|
| Year | # Power Units | PU Percentage | # Trailers | Trailres Percentage |
| 2024 | 0 | 0.00% | 1 | 100.00% |
| 2016 | 1 | 100.00% | 0 | 0.00% |

Based on 24 months of inspection data, see the live report for more options

| States of Power Unit Registrations ToC | |
|---|----|
| State | CA |
| Number of Power Units | 1 |

| Equipment Acquisitions - Table ToC | | | | | | | |
|---|--|--|--|--|---|---|---|
| | Power Units inspected for 1st time in past 12 months | Power Units inspected for 1st time in past 24 months | Power Units inspected during entire date range | | Trailers inspected for 1st time in past 12 months | Trailers inspected for 1st time in past 24 months | Trailers inspected during entire date range |
| Unique VINs | 1 | 1 | 1 | | 1 | 1 | 1 |
| Unique License Plates | 1 | 1 | 1 | | 1 | 1 | 1 |
| License Plate States | 1 | 1 | 1 | | 1 | 1 | 1 |



| Driver Details ToC Driver Details (based on MCS-150 dated 5/5/2025) | | | |
|---|---------------|---------------|-------|
| | Within 100 mi | Beyond 100 mi | TOTAL |
| # Drivers Interstate | 0 | 1 | 1 |
| # Drivers Intrastate | 0 | 0 | 0 |
| TOTAL | 0 | 1 | / |
| Avg. # Trip Lease Drivers/Mo: 0 # Drivers Grand Total: 1 # Drivers Commercially Licensed: 1 | | | |

| Shared VIN Summary ToC |
|-------------------------------|
|-------------------------------|

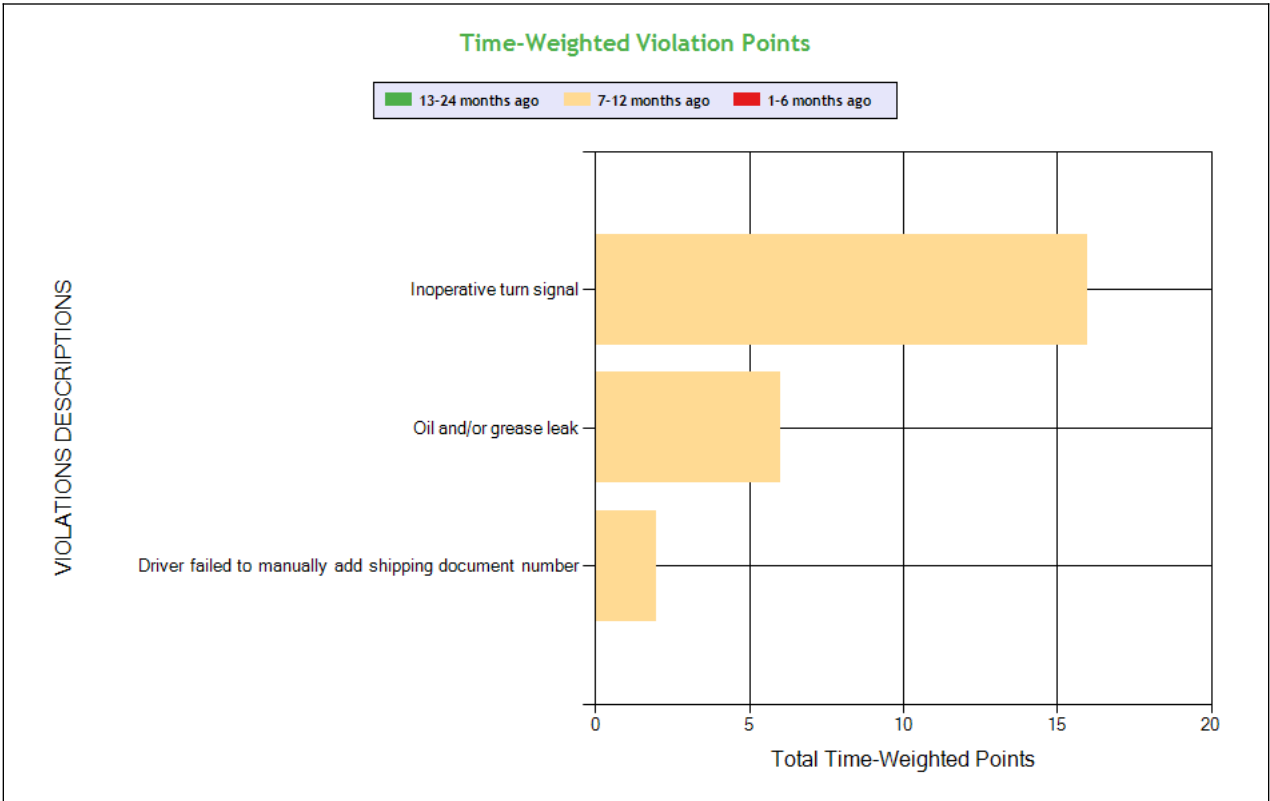
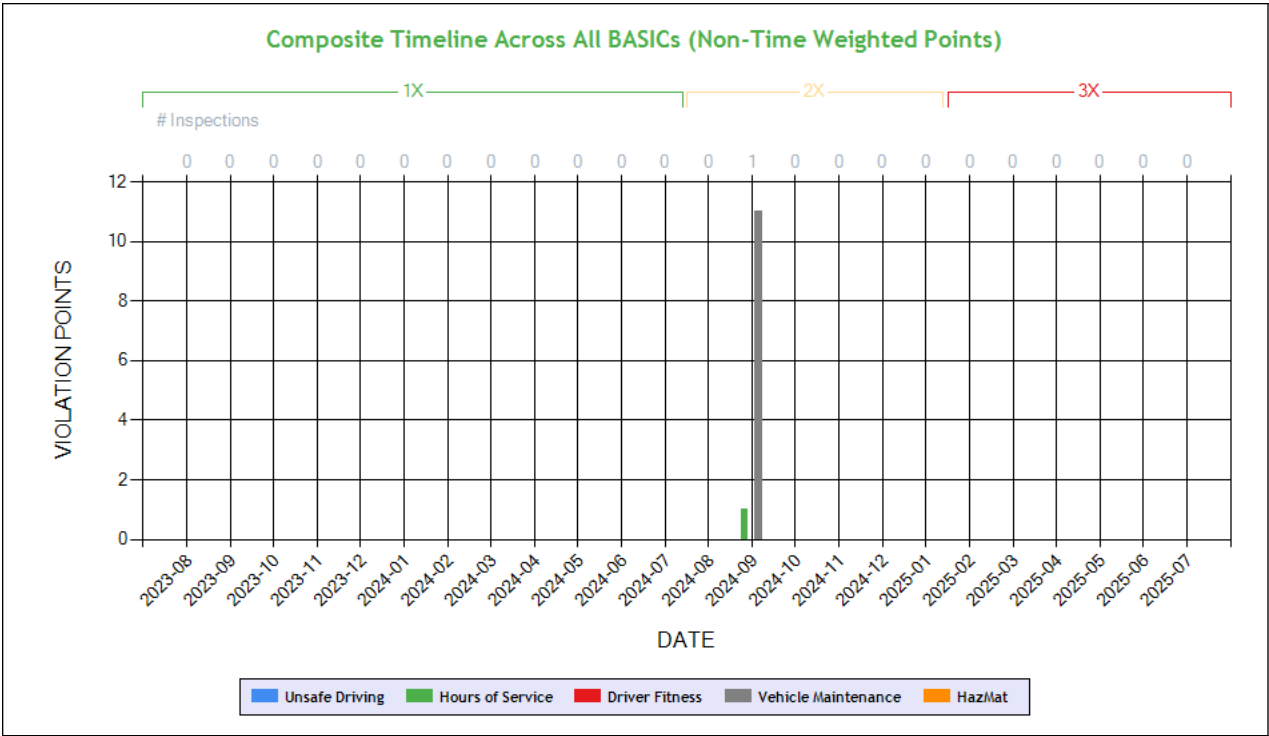
No Data

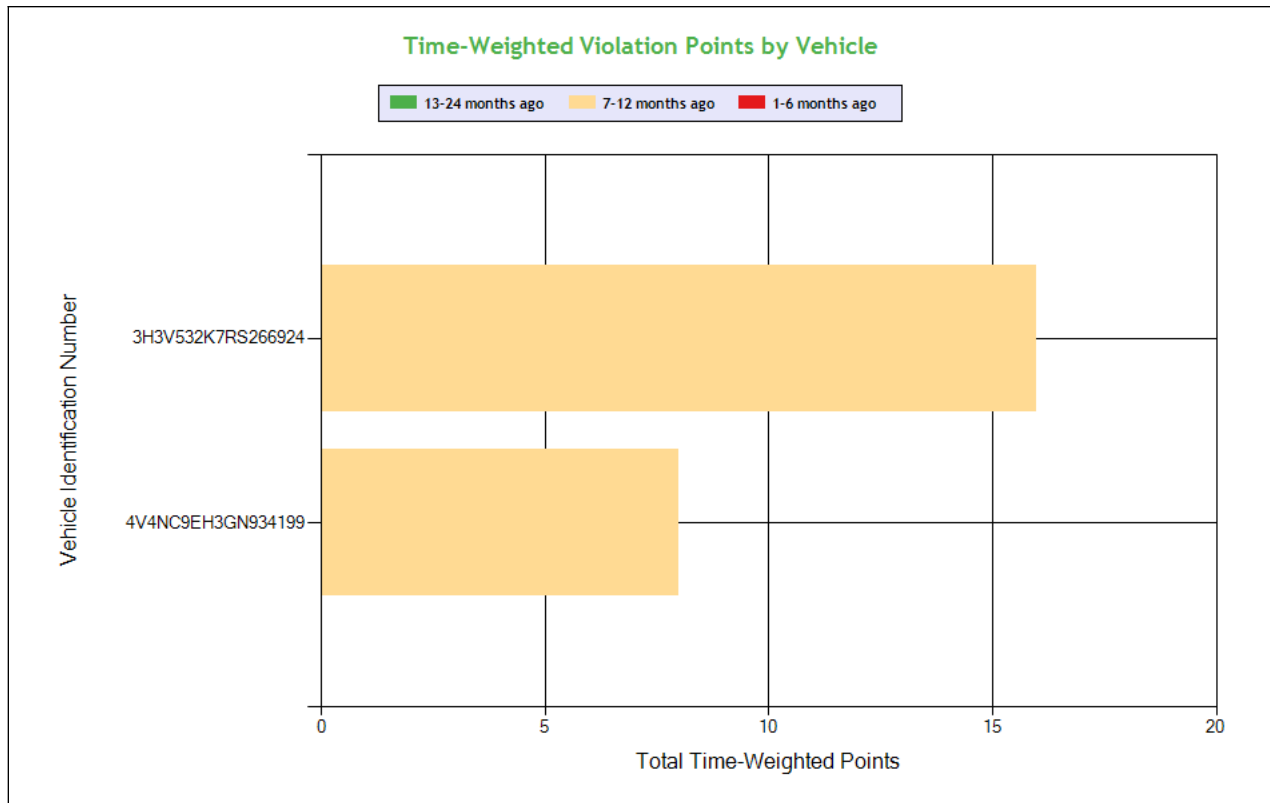
SHIPPERS DETAIL **ToC** based on Inspection results for the last 4 years

| Shipper Name | Number of Inspections |
|------------------|-----------------------|
| CENTRIC-INDUSTRY | 1 |



Carrier Underwriting Report Safety Summary ToC





See the Excel file for the complete analysis

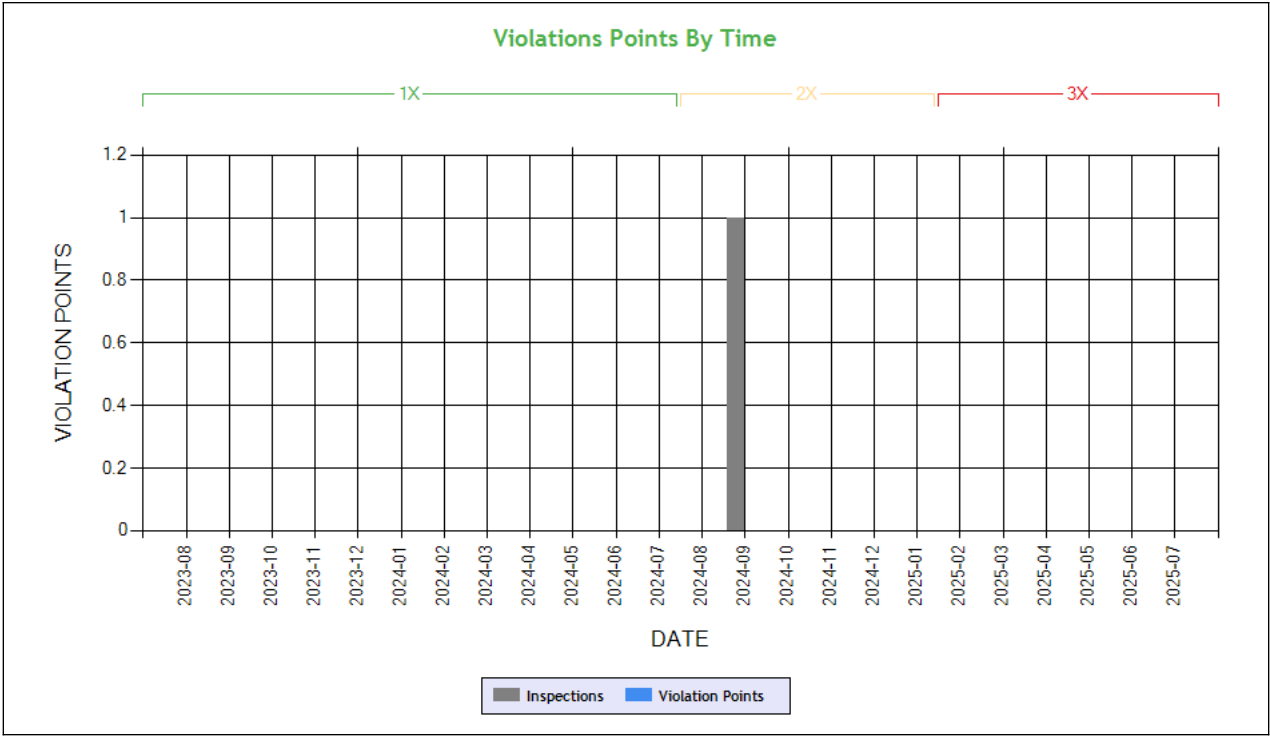
Violations is in (1-6/7-12/13-24mo)

| Shaded = Out Of Service Violation | | | | | |
|-----------------------------------|-----------------------------------|--|-------------------------|------------------------|--|
| Violation Group | | | Lighting | Other Vehicle Defect | |
| Violation Description | Total Time-weighted Points by VIN | % of Total Time-weighted Points by VIN | Inoperative turn signal | Oil and/or grease leak | Driver failed to manually add shipping document number |
| Driver Resp | | | Yes | No | Yes |
| Total Time-weighted Points | | | 16 | 6 | 2 |
| % Total Time-Wt Pts | | | 66.67 | 25.00 | 8.33 |
| 3H3V532K7RS266924 | 16 | 66.67 | 16 (0/1/0) | | |
| 4V4NC9EH3GN934199 | 8 | 33.33 | | 6 (0/1/0) | 2 (0/1/0) |



SAFETY ANALYSIS ToC

Unsafe Driving

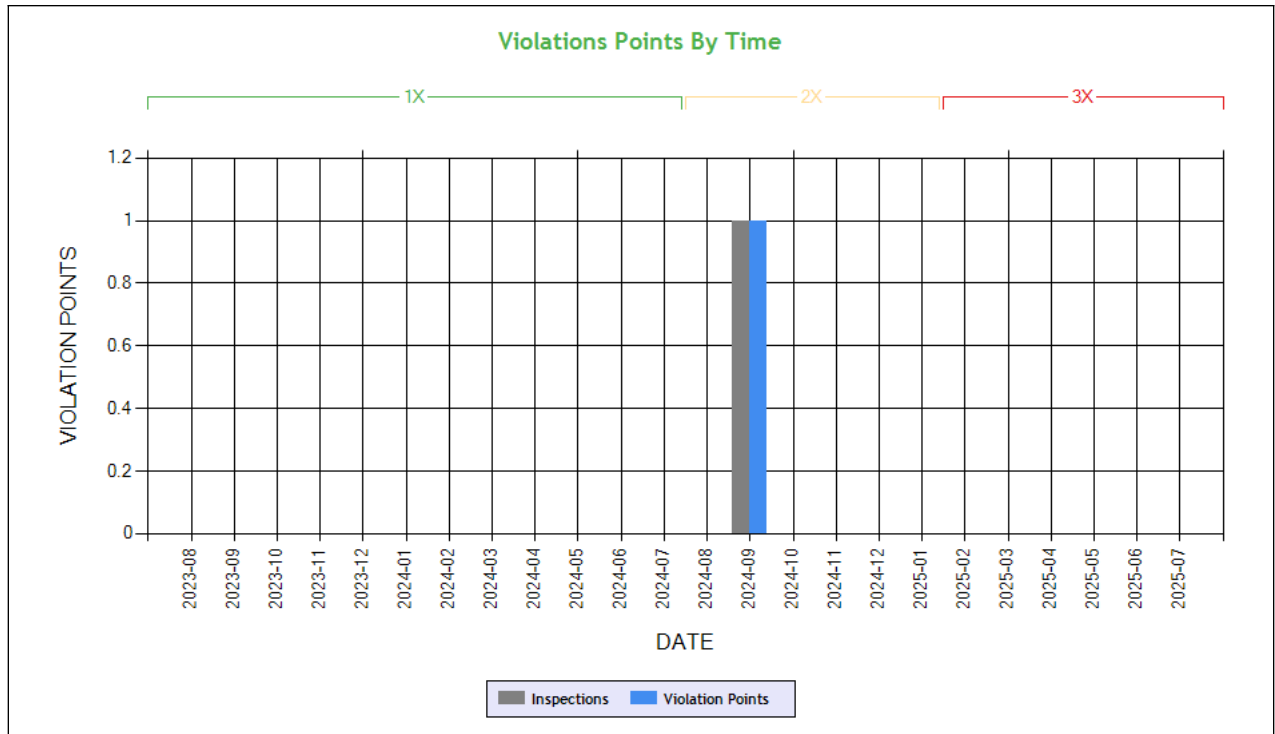


Time-Weighted Violation Points - no data available to draw a chart
Time-Weighted Severity Points by Vehicle - no data available to draw a chart

See the Excel file for the complete analysis # Violations is in (1-6/7-12/13-24mo)

| Shaded = Out Of Service Violation | | |
|-----------------------------------|-----------------------------------|--|
| Violation Group | | |
| Violation Description | Total Time-weighted Points by VIN | % of Total Time-weighted Points by VIN |
| Driver Resp | | |
| Total Time-weighted Points | | |
| % Total Time-Wt Pts | | |

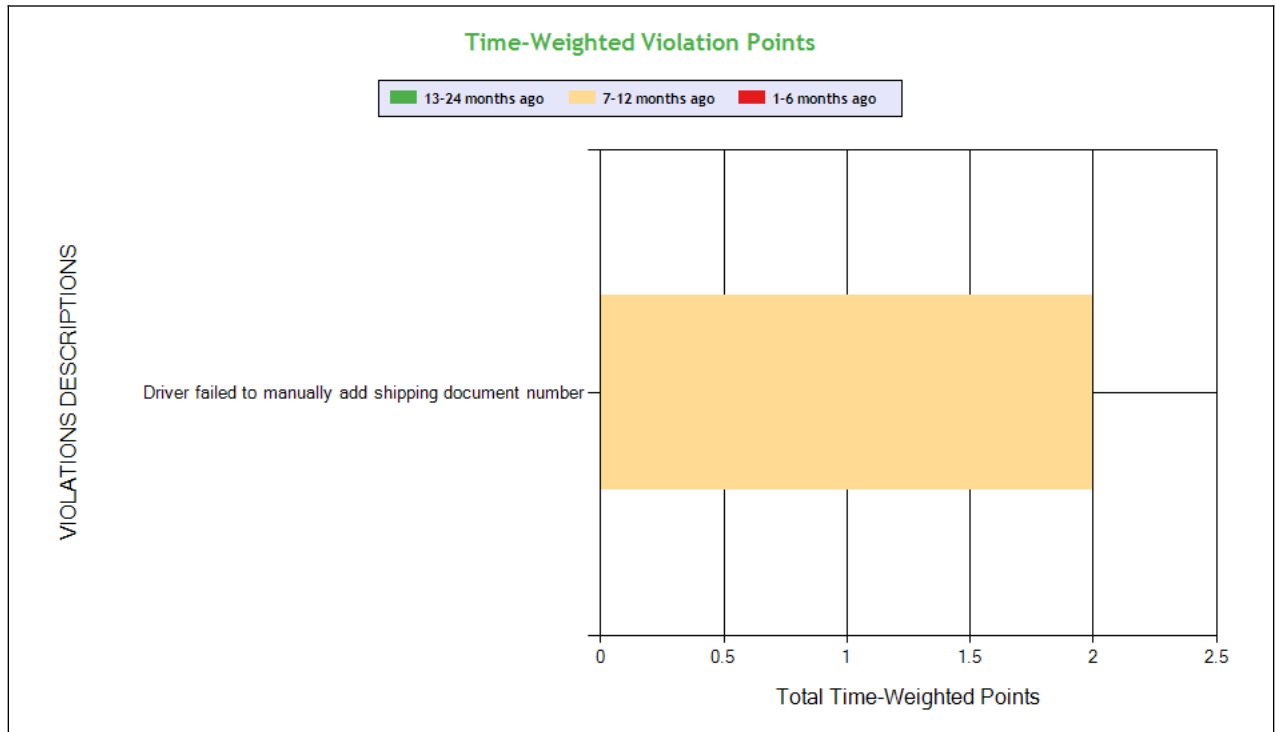
HOS Compliance



Carrier Software
 1-800-646-5152
 info@CarrierSoftware.com

CONFIDENTIAL - Intended for use by Amerigo Insurance Agency - Date: 8/15/2025

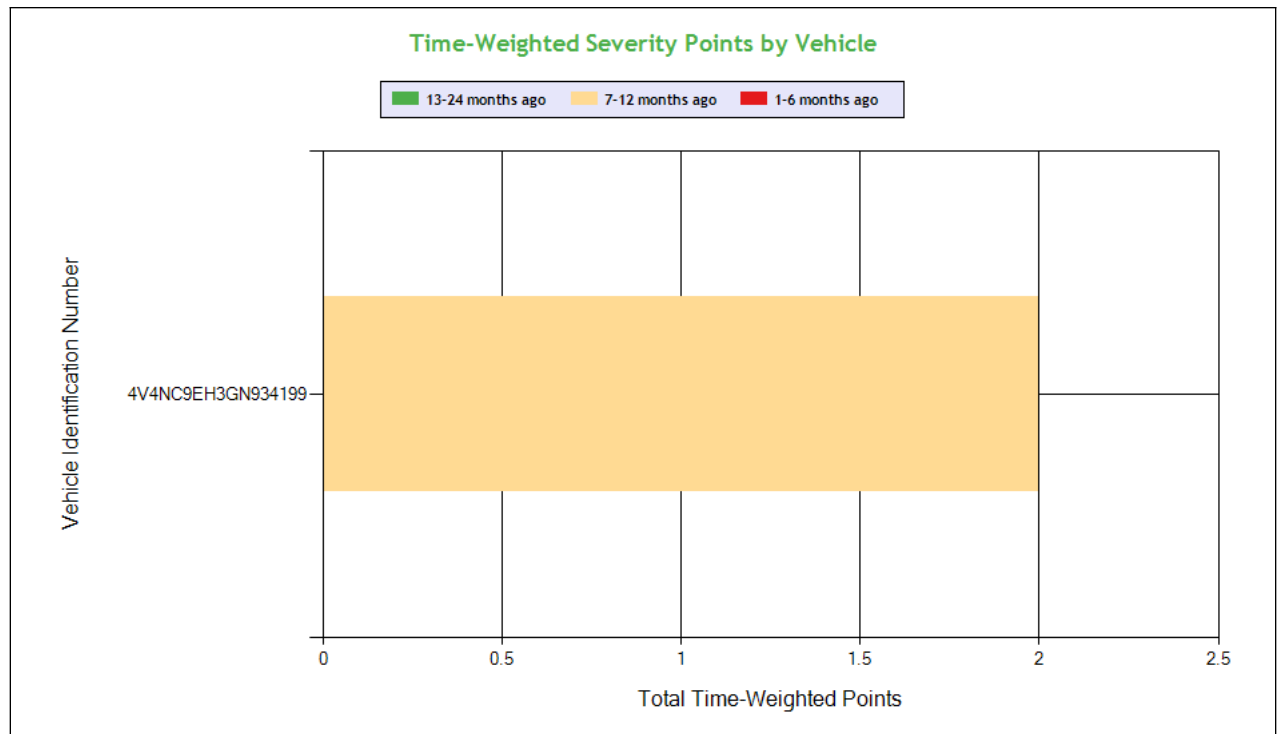
MSS TRANS INC - DOT# 4267852 / MC1657008



See the Excel file for the complete analysis

Violations is in (1-6/7-12/13-24mo)

Shaded = Out Of Service Violation



Carrier Software
 1-800-646-5152
 info@CarrierSoftware.com

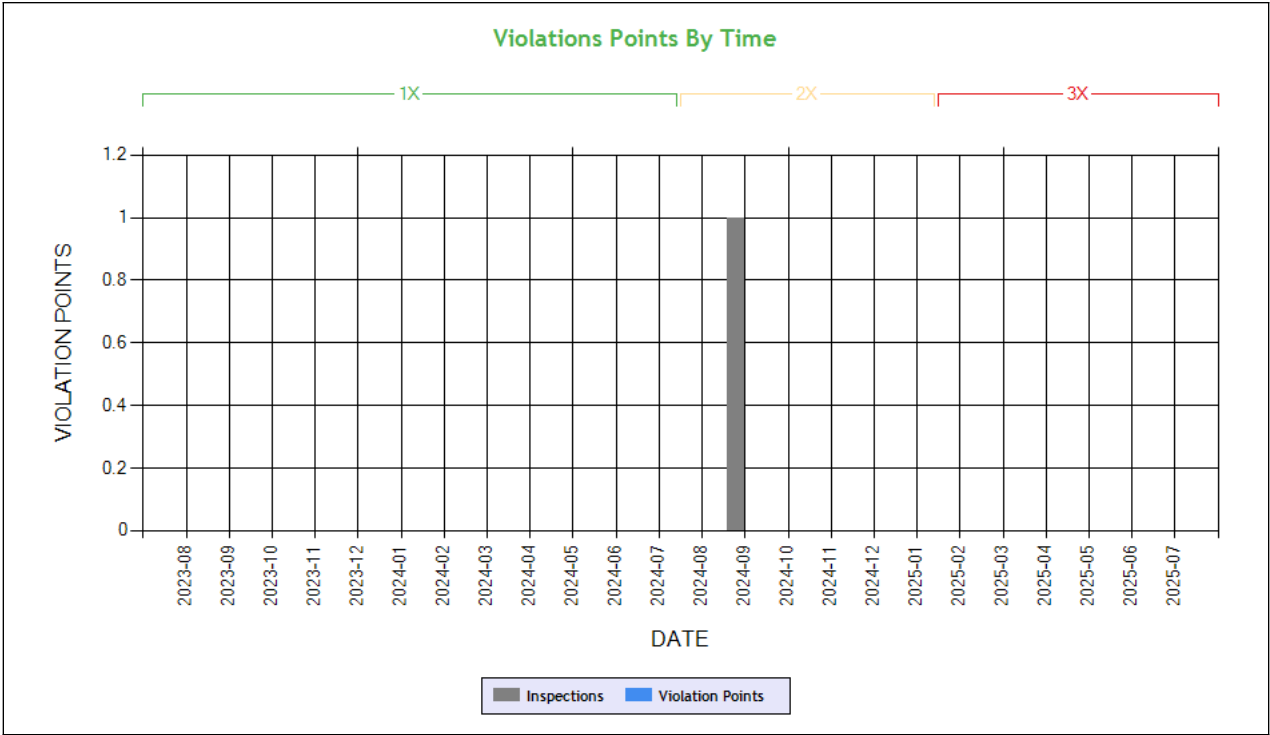
CONFIDENTIAL - Intended for use by Amerigo Insurance Agency - Date: 8/15/2025

MSS TRANS INC - DOT# 4267852 / MC1657008

| Violation Group | | | |
|----------------------------|-----------------------------------|--|--|
| Violation Description | Total Time-weighted Points by VIN | % of Total Time-weighted Points by VIN | Driver failed to manually add shipping document number |
| Driver Resp | | | Yes |
| Total Time-weighted Points | | | 2 |
| % Total Time-Wt Pts | | | 100 |
| 4V4NC9EH3GN934199 | 2 | 100 | 2 (0/1/0) |



Driver Fitness



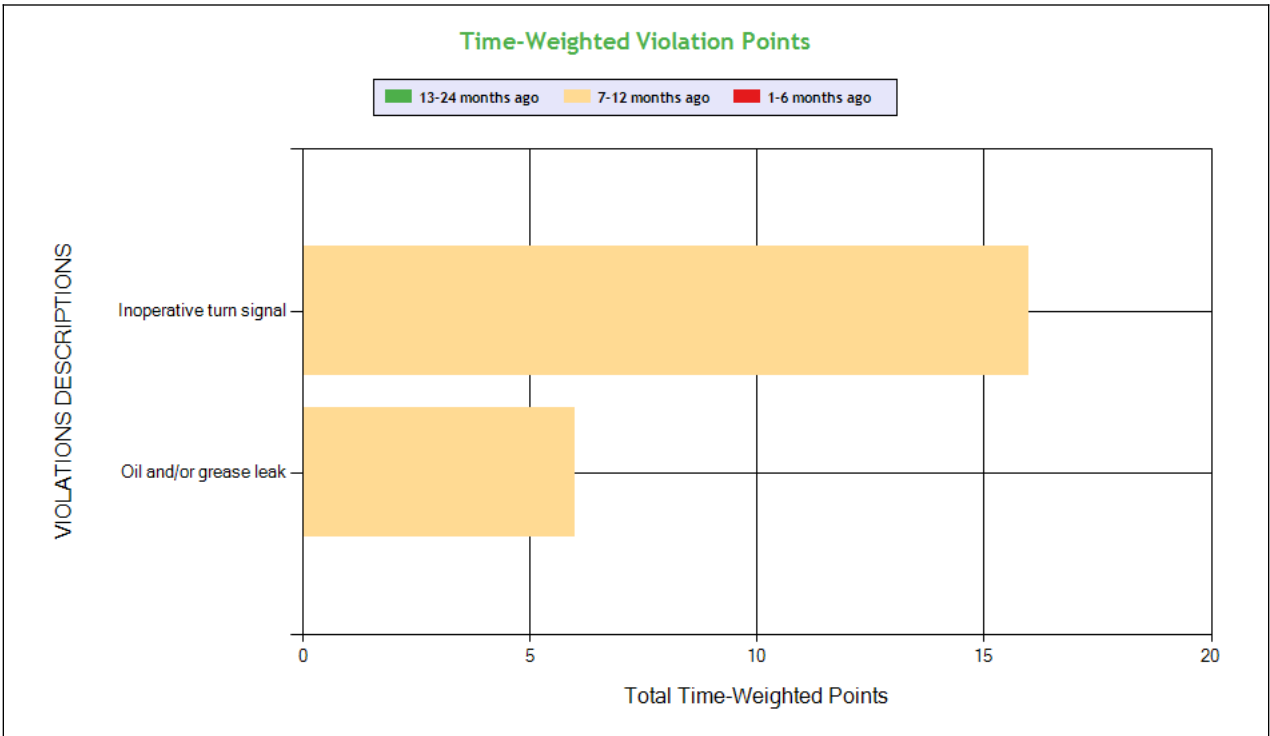
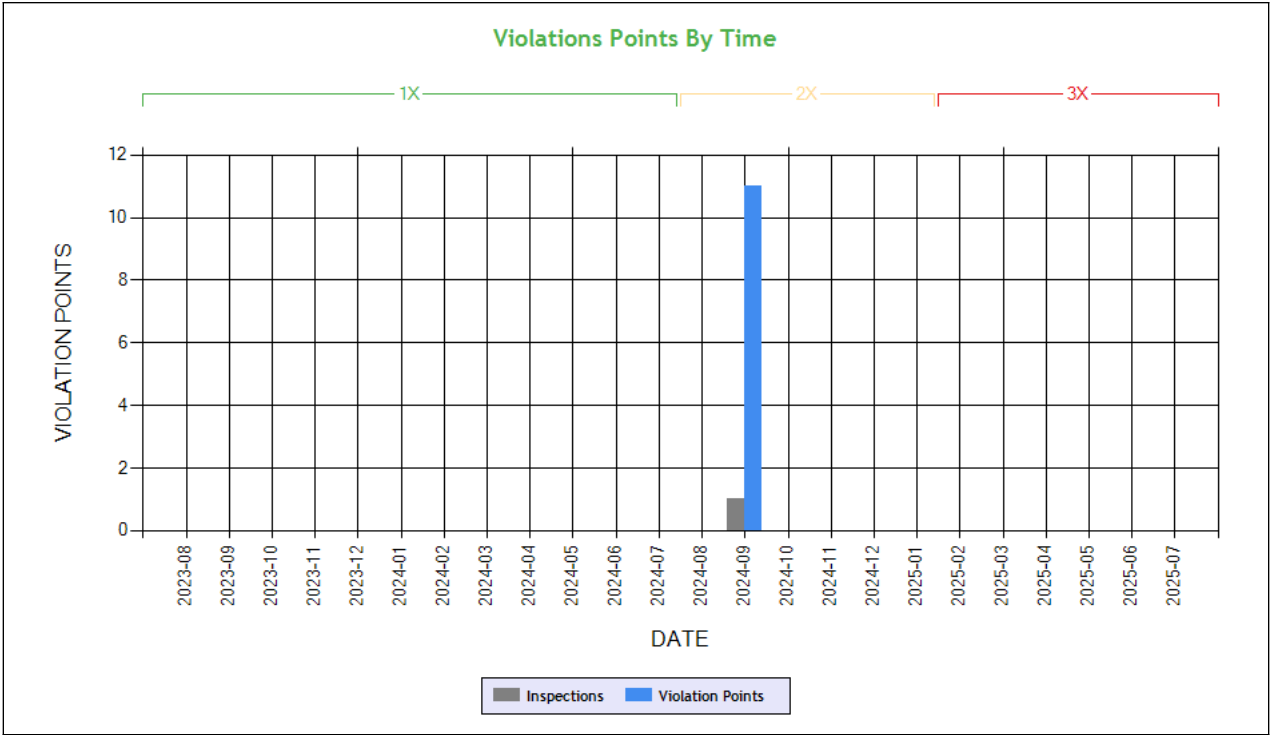
Time-Weighted Violation Points - no data available to draw a chart
Time-Weighted Severity Points by Vehicle - no data available to draw a chart

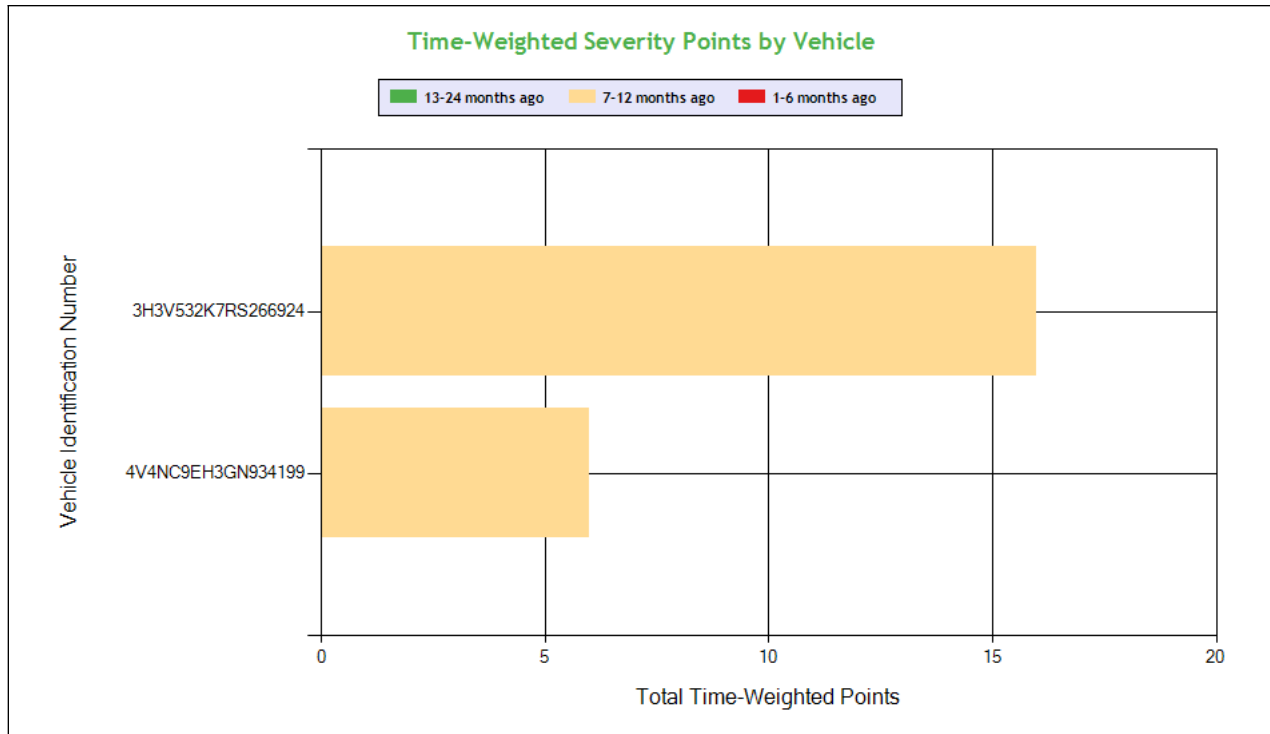
See the Excel file for the complete analysis # Violations is in (1-6/7-12/13-24mo)

| Shaded = Out Of Service Violation | | |
|-----------------------------------|-----------------------------------|--|
| Violation Group | | |
| Violation Description | Total Time-weighted Points by VIN | % of Total Time-weighted Points by VIN |
| Driver Resp | | |
| Total Time-weighted Points | | |
| % Total Time-Wt Pts | | |



Vehicle Maintenance





Carrier Software
 1-800-646-5152
 info@CarrierSoftware.com

CONFIDENTIAL - Intended for use by Amerigo Insurance Agency - Date: 8/15/2025

MSS TRANS INC - DOT# 4267852 / MC1657008

See the Excel file for the complete analysis

Violations is in (1-6/7-12/13-24mo)

| Shaded = Out Of Service Violation | | | | |
|-----------------------------------|-----------------------------------|--|-------------------------|------------------------|
| Violation Group | | | Lighting | Other Vehicle Defect |
| Violation Description | Total Time-weighted Points by VIN | % of Total Time-weighted Points by VIN | Inoperative turn signal | Oil and/or grease leak |
| Driver Resp | | | Yes | No |
| Total Time-weighted Points | | | 16 | 6 |
| % Total Time-Wt Pts | | | 72.73 | 27.27 |
| 3H3V532K7RS266924 | 16 | 72.73 | 16 (0/1/0) | |
| 4V4NC9EH3GN934199 | 6 | 27.27 | | 6 (0/1/0) |

COLOR CODED CRASH TABLE ToC

No crashes have been reported by the DOT on this Motor Carrier

INSPECTIONS WITH SHARED EQUIPMENT:

No Data



LEGEND

Vehicle Information

Inspection for DOT # being analyzed

Inspection for Different DOT #

Crash Information for specific VIN

INSPECTION DETAILS for ALL Inspections

PDF shows the first 100 Power Unit & Trailer VINs with most recent inspections using data from the last 4 years

POWER UNIT Inspections Section

| VIN: 4V4NC9EH3GN934199 | | | | Unit: Truck Tractor | | Year: 2016 | Make: VOLVO TRUCK | |
|------------------------|--------------|----------------------|----------------|--|--|------------|-------------------|----------|
| DOT No: 4267852 | | Docket No: MC1657008 | | Name: MSS TRANS INC | | | Interstate: Yes | |
| Date | Unit License | Unit Lic State | Violation Unit | Violation Description | | Severity | OOS | Citation |
| 09/29/2024 | ZP12118 | CA | 1 | 396.5B - Oil and/or grease leak | | 3 | No | WARNING |
| 09/29/2024 | ZP12118 | CA | D | 395.24C2III - Driver failed to manually add shipping document number | | 1 | No | WARNING |
| DOT No: 4059456 | | Docket No: MC1539992 | | Name: A3 TRANS INC | | | Interstate: Yes | |
| Date | Unit License | Unit Lic State | Violation Unit | Violation Description | | Severity | OOS | Citation |
| 11/07/2023 | ZP12118 | CA | - | - | | - | - | - |
| DOT No: 3455668 | | Docket No: MC1126341 | | Name: DELTA FREIGHTLINES INC | | | Interstate: Yes | |
| Date | Unit License | Unit Lic State | Violation Unit | Violation Description | | Severity | OOS | Citation |
| 07/08/2023 | 9G60584 | CA | - | - | | - | - | - |
| 05/06/2023 | 9G60584 | CA | 1 | 392.2AU - State Operating Authority Violation | | 0 | No | |
| DOT No: 3627034 | | Docket No: MC1241144 | | Name: KRAFT TRUCKING INC | | | Interstate: Yes | |
| Date | Unit License | Unit Lic State | Violation Unit | Violation Description | | Severity | OOS | Citation |
| 11/05/2022 | 9G60584 | CA | - | - | | - | - | - |
| 11/03/2022 | 9G60584 | CA | - | - | | - | - | - |
| DOT No: 3455668 | | Docket No: MC1126341 | | Name: DELTA FREIGHTLINES INC | | | Interstate: Yes | |
| Date | Unit License | Unit Lic State | Violation Unit | Violation Description | | Severity | OOS | Citation |
| 04/27/2022 | YP47463 | CA | 1 | 393.78 - Windshield wipers inoperative/defective | | 1 | No | |
| 04/27/2022 | YP47463 | CA | D | 395.22H2 - Driver failing to maintain ELD instruction sheet | | 1 | No | |
| 04/27/2022 | YP47463 | CA | D | 395.26B - Motor carrier failed to ensure that the ELD automatically recorded the required data elements. | | 1 | No | |
| 04/27/2022 | YP47463 | CA | D | 395.30B1 - Driver failed to certify the accuracy of the information gathered by the ELD | | 1 | No | |
| DOT No: 2925409 | | Docket No: MC988554 | | Name: MSS TRUCKING INC | | | Interstate: Yes | |
| Date | Unit License | Unit Lic State | Violation Unit | Violation Description | | Severity | OOS | Citation |
| 11/23/2020 | XP93861 | CA | - | - | | - | - | - |
| DOT No: 53467 | | Docket No: MC138328 | | Name: WERNER ENTERPRISES INC | | | Interstate: Yes | |
| Date | Unit License | Unit Lic State | Violation Unit | Violation Description | | Severity | OOS | Citation |
| 02/08/2017 | W20006 | NE | 1 | 393.60C - Damaged or discolored windshield | | 1 | No | |
| 02/08/2017 | W20006 | NE | 1 | 396.3A1 - Inspection/repair and maintenance parts and accessories | | 2 | No | |
| 07/16/2016 | W20006 | NE | 1 | 393.45B2 - Failing to secure brake hose/tubing against mechanical damage | | 4 | Yes | |



TRAILER Inspections Section

| VIN: 4V4NC9EH3GN934199 | | | | Unit: Truck Tractor | | Year: 2016 | Make: VOLVO TRUCK | |
|------------------------|--------------|----------------------|----------------|--|--|------------|-------------------|----------|
| DOT No: 4267852 | | Docket No: MC1657008 | | Name: MSS TRANS INC | | | Interstate: Yes | |
| Date | Unit License | Unit Lic State | Violation Unit | Violation Description | | Severity | OOS | Citation |
| 09/29/2024 | ZP12118 | CA | 1 | 396.5B - Oil and/or grease leak | | 3 | No | WARNING |
| 09/29/2024 | ZP12118 | CA | D | 395.24C2III - Driver failed to manually add shipping document number | | 1 | No | WARNING |
| DOT No: 4059456 | | Docket No: MC1539992 | | Name: A3 TRANS INC | | | Interstate: Yes | |
| Date | Unit License | Unit Lic State | Violation Unit | Violation Description | | Severity | OOS | Citation |
| 11/07/2023 | ZP12118 | CA | - | - | | - | - | - |
| DOT No: 3455668 | | Docket No: MC1126341 | | Name: DELTA FREIGHTLINES INC | | | Interstate: Yes | |
| Date | Unit License | Unit Lic State | Violation Unit | Violation Description | | Severity | OOS | Citation |
| 07/08/2023 | 9G60584 | CA | - | - | | - | - | - |
| 05/06/2023 | 9G60584 | CA | 1 | 392.2AU - State Operating Authority Violation | | 0 | No | |
| DOT No: 3627034 | | Docket No: MC1241144 | | Name: KRAFT TRUCKING INC | | | Interstate: Yes | |
| Date | Unit License | Unit Lic State | Violation Unit | Violation Description | | Severity | OOS | Citation |
| 11/05/2022 | 9G60584 | CA | - | - | | - | - | - |
| 11/03/2022 | 9G60584 | CA | - | - | | - | - | - |
| DOT No: 3455668 | | Docket No: MC1126341 | | Name: DELTA FREIGHTLINES INC | | | Interstate: Yes | |
| Date | Unit License | Unit Lic State | Violation Unit | Violation Description | | Severity | OOS | Citation |
| 04/27/2022 | YP47463 | CA | 1 | 393.78 - Windshield wipers inoperative/defective | | 1 | No | |
| 04/27/2022 | YP47463 | CA | D | 395.22H2 - Driver failing to maintain ELD instruction sheet | | 1 | No | |
| 04/27/2022 | YP47463 | CA | D | 395.26B - Motor carrier failed to ensure that the ELD automatically recorded the required data elements. | | 1 | No | |
| 04/27/2022 | YP47463 | CA | D | 395.30B1 - Driver failed to certify the accuracy of the information gathered by the ELD | | 1 | No | |
| DOT No: 2925409 | | Docket No: MC988554 | | Name: MSS TRUCKING INC | | | Interstate: Yes | |
| Date | Unit License | Unit Lic State | Violation Unit | Violation Description | | Severity | OOS | Citation |
| 11/23/2020 | XP93861 | CA | - | - | | - | - | - |
| DOT No: 53467 | | Docket No: MC138328 | | Name: WERNER ENTERPRISES INC | | | Interstate: Yes | |
| Date | Unit License | Unit Lic State | Violation Unit | Violation Description | | Severity | OOS | Citation |
| 02/08/2017 | W20006 | NE | 1 | 393.60C - Damaged or discolored windshield | | 1 | No | |
| 02/08/2017 | W20006 | NE | 1 | 396.3A1 - Inspection/repair and maintenance parts and accessories | | 2 | No | |
| 07/16/2016 | W20006 | NE | 1 | 393.45B2 - Failing to secure brake hose/tubing against mechanical damage | | 4 | Yes | |

Inspection Summary By Month (based on inspections from the last 4 years) **ToC**

| Year-Month | Number of Inspections | Number of Power Units | Total Violations | Total OOS Inspections | Total Severity Points | Number of Crashes |
|------------|-----------------------|-----------------------|------------------|-----------------------|-----------------------|-------------------|
| 2024-09 | 1 | 1 | 3 | 1 | 6 | 0 |

Note: The most recent month's counts may not include all the inspections for that month.

VIN Inspection Violation Details **ToC**

| # of VINs: 2 # of Insp: 2 Severity Weight: 12 Avg. Weight/VIN: 6.0 (based on inspections in the last 4 years, showing top 50 VINs inspected most recently) | | | | | | | | | |
|--|---------------|---------------------|----------------------|-------------------|-----------------|-----------------------------|------------------|---------------------------------|----------------|
| VIN 3H3V532K7RS266924 | | # of Inspections: 1 | | Total Severity: 6 | | Percentage of Total: 50.00% | | Avg. Weight Per Inspection: 6.0 | |
| Inspection Date | Inspection ID | Inspection State | Location Description | Total Severity | # of Violations | Shipper Name | Inspection Level | Post Accident | Out of Service |
| 09/29/2024 | 82819005 | CA | GRAPEVINE IF | 6 | 3 | CENTRIC-INDUSTRY | 2 | No | Yes |



| BASIC | | Unit Type | | Severity | | Description | | Out of Service | |
|-----------------------------|---------------|---------------------|----------------------|-------------------|-----------------|--|------------------|---------------------------------|----------------|
| Vehicle Maintenance | | Semi Trailer | | 3 | | 396.5B:Oil and/or grease leak | | No | |
| Vehicle Maintenance | | Semi Trailer | | 2 | | 393.9A:Inoperative required lamps | | Yes | |
| Hours-Of-Serivce Compliance | | Semi Trailer | | 1 | | 395.24C2III:Driver failed to manually add shipping document nu | | No | |
| VIN 4V4NC9EH3GN934199 | | # of Inspections: 1 | | Total Severity: 6 | | Percentage of Total: 50.00% | | Avg. Weight Per Inspection: 6.0 | |
| Inspection Date | Inspection ID | Inspection State | Location Description | Total Severity | # of Violations | Shipper Name | Inspection Level | Post Accident | Out of Service |
| 09/29/2024 | 82819005 | CA | GRAPEVINE IF | 6 | 3 | CENTRIC-INDUSTRY | 2 | No | Yes |
| BASIC | | Unit Type | | Severity | | Description | | Out of Service | |
| Vehicle Maintenance | | Truck Tractor | | 3 | | 396.5B:Oil and/or grease leak | | No | |
| Vehicle Maintenance | | Truck Tractor | | 2 | | 393.9A:Inoperative required lamps | | Yes | |
| Hours-Of-Serivce Compliance | | Truck Tractor | | 1 | | 395.24C2III:Driver failed to manually add shipping document nu | | No | |

| Inspection History ToC | | | | | | |
|--|---------------|--------------|-----------------------------------|----------------------------------|-----------------|-------------|
| Inspection Date | Report Number | Report State | PU VIN | TR VIN | Severity Weight | Time Weight |
| 09/29/2024 | UDSS002867 | CA | 4V4NC9EH3GN934199 - Truck Tractor | 3H3V532K7RS266924 - Semi Trailer | | 2 |
| Trailer Violation - OOS Vehicle Maintenance Violation: 393.9A - Inoperative required lamps | | | | | 2 | |
| Power Unit Violation - Hours-Of-Service (HOS) Compliance Violation: 395.24C2III - Driver failed to manually add shipping document number | | | | | 1 | |
| Power Unit Violation - Vehicle Maintenance Violation: 396.5B - Oil and/or grease leak | | | | | 3 | |
| Only the first 20 inspections are shown. See the live report for more data. | | | | | | |

| Crash Hot Spots ToC | | | | | |
|---------------------|-------------------------------------|---------|---------|---------|--------------------------------------|
| State | Level 1 (lowest crash frequency) | Level 2 | Level 3 | Level 4 | Level 5 (highest crash frequency) |
| California | 0 | 0 | 1 | 0 | 0 |
| Total | 0 | 0 | 1 | 0 | 0 |
| Company Level: 3 | | | | | |

| Equipment and Driver Details ToC | | | | | | |
|----------------------------------|-------------------------------|-----------------|----------|----------------|------------|------------|
| MCS-150 Date | Equipment (Owned/Leased/Trip) | | | Driver Details | | |
| | Tractors | Straight Trucks | Trailers | CDL's | Interstate | Intrastate |
| 05/05/2025 | 1/0/0 | 0/0/0 | 0/1/0 | 1 | 1 | 0 |
| 03/10/2025 | 1/0/0 | 0/0/0 | 0/0/0 | 1 | 1 | 0 |
| 07/15/2024 | 1/0/0 | 0/0/0 | 1/0/0 | 1 | 1 | 0 |

| Chameleon Type 1 - Chameleon issues highlighted in RED ToC | | | | | | | | | | |
|--|---------------------|--------------|---------------------------------------|--|---------------|---------------|----------------|-----|----------------|-------------------------|
| DOT | Legal Name | MCS-150 Date | Physical Address | Mailing Address | Company Rep 1 | Company Rep 2 | Phone | Fax | Cell Phone | Email |
| 4399633 | SSK 25 TRUCKING INC | 04/24/2025 | 2539 N APRICOT AVE, FRESNO, CA, 93727 | 2539 N APRICOT AVE, FRESNO, CA, 93727-0958 | SUKHRAJ KAUR | | (559)-540-4642 | | (559)-540-4642 | SSK25TRUCKING@GMAIL.COM |

| Chameleon Type 2 ToC | | | | | | | |
|----------------------|-----------|-----------------|--------|--------------|------|-------|--|
| VIN | Unit Type | Inspection Date | DOT No | Company Name | City | State | |