



Table of Contents

| | |
|--|---|
| 1. Overview | 2. BASIC Scores History |
| 3. BASIC Measures | 4. KPI: BASIC Measures by Cargo Group |
| 5. Estimated ISS Score | 6. Investigation Results |
| 7. Penalties History | 8. Acute Critical Violations |
| 9. Red Flag Violation Details | 10. DOT Registration Information |
| 11. DOT MCS-150 History | 12. Crash Summary |
| 13. Inspection Summary | 14. KPI: Inspection Viol OOS Rates by Cargo Group |
| 15. FHWA Registration Information | 16. FHWA Insurance Information |
| 17. FHWA Authorities | 18. Severe Violations |
| 19. Violation Report | 20. Violation Summary |
| 21. Violation Enforcement Chronology | 22. Inspection Violations & OOS Counts |
| 23. Radius Of Operation | 24. Inspection & Crash Locations |
| 25. Cargo Hot Spots | 26. Inspection Violations & OOS Chronology |
| 27. Percent of Insp & Crash by State | 28. VIN Insp Summary by State |
| 29. Violations By Unit Type | 30. Equipment Ownership |
| 31. Equipment Details | 32. Vehicle Age |
| 33. States of Power Unit Registrations | 34. Equipment Acquisitions |
| 35. Driver Details | 36. Shared VIN Summary |
| 37. Shipper Table | 38. Safety Summary |
| 39. Safety Details | 40. Crash Detail Color Coded |
| 41. Inspections with Shared Equipment | 42. Inspection Tabular Details |
| 43. Inspection Summary By Month | 44. VIN Inspection Violation Details |
| 45. Inspection History | 46. Crash Hot Spots |
| 47. DOT MCS-150 History Equipment and Driver Details | 48. Chameleon |



Business Address

910 SLEEPY HOLLOW DR

MONROE, OH

45050

Contact Info

(513)-641-9402

GENERALFREIGHT513@GMAIL.CO
M

FHWA Address

910 SLEEPY HOLLOW DR

MONROE, OH, 45050

Phone: (513)-641-9402

Mailing Address

910 SLEEPY HOLLOW DR

MONROE, OH

45050

Overview [ToC](#)

Operating Status: AUTHORIZED FOR Property


One other company viewed this DOT in the past two months

Crash/PU ratio: 0.0%

Clean Inspection ratio: 100.0%

Estimated BASIC Scores (as of 7/25/2025)

| | Unsafe Driving | Hours of Service | Driver Fitness | Controlled Sub. and Alcohol | Vehicle Maintenance | HM Compliance | Crash |
|------------------------|----------------|------------------|----------------|-----------------------------|---------------------|---------------|-------|
| Relative Scores | 0% ○ | 0% ○ | 0% ○ | 0% ○ | 0% ○ | 0% ○ | 0% ○ |
| Alert Status | No | No | No | No | No | No | No |



Estimated Inspection Selection System (ISS) Score: 68

Category: Optional Inspect

* The Estimated ISS score is based on Insufficient Data Algorithm *

BASIC Scores History - Unsafe Driving [ToC](#)

There are no Scores for this BASIC

BASIC Scores History - Hours of Service [ToC](#)

There are no Scores for this BASIC

BASIC Scores History - Driver Fitness [ToC](#)

There are no Scores for this BASIC

BASIC Scores History - Controlled Substance [ToC](#)

There are no Scores for this BASIC



BASIC Scores History - Vehicle Maintenance ToC

There are no Scores for this BASIC

BASIC Scores History - Crash ToC

There are no Scores for this BASIC

BASIC Scores History - Hazmat ToC

There are no Scores for this BASIC

BASIC Measures: Violation Points per Inspection Trends ToC

No inspection violations

BASIC Measures * - Table ToC

UD-Unsafe Driving, HOS-Hours of Service, DF-Driver Fitness, CS-Controlled Substances, VM-Vehicle Maintenance

| Date | UD Measure | UD AC | UD with Viol | HOS Measure | HOS AC | HOS with Viol | DF Measure | DF AC | DF with Viol | CS Measure | CS AC | CS with Viol | VM Measure | VM AC | VM with Viol |
|---------|------------|-------|--------------|-------------|--------|---------------|------------|-------|--------------|------------|-------|--------------|------------|-------|--------------|
| 07/2025 | 0.00 | N | 0 | 0.00 | N | 0 | 0.00 | N | 0 | 0.00 | N | 0 | 0.00 | N | 0 |
| 06/2025 | 0.00 | N | 0 | 0.00 | N | 0 | 0.00 | N | 0 | 0.00 | N | 0 | 0.00 | N | 0 |
| 05/2025 | 0.00 | N | 0 | 0.00 | N | 0 | 0.00 | N | 0 | 0.00 | N | 0 | 0.00 | N | 0 |
| 04/2025 | 0.00 | N | 0 | 0.00 | N | 0 | 0.00 | N | 0 | 0.00 | N | 0 | 0.00 | N | 0 |
| 03/2025 | 0.00 | N | 0 | 0.00 | N | 0 | 0.00 | N | 0 | 0.00 | N | 0 | 0.00 | N | 0 |
| 02/2025 | 0.00 | N | 0 | 0.00 | N | 0 | 0.00 | N | 0 | 0.00 | N | 0 | 0.00 | N | 0 |
| 01/2025 | 0.00 | N | 0 | 0.00 | N | 0 | 0.00 | N | 0 | 0.00 | N | 0 | 0.00 | N | 0 |

* BASIC Measures are the absolute SMS scores that are compared within each Safety Event Group to determine the BASIC Score percentiles.

KPI: BASIC Measures by Fleet Size and Cargo Group ToC

Fleet Size: 1-5 PUs

| | Unsafe Driving | | Hours of Service | | Driver Fitness | | Controlled Substance | | Vehicle Maintenance | | HM Compliance | | Crash | |
|--------------------------|----------------|---------------|------------------|---------------|----------------|---------------|----------------------|---------------|---------------------|---------------|---------------|---------------|-------|---------------|
| Cargo Group (Companies) | Avg. | Comp. to Avg. | Avg. | Comp. to Avg. | Avg. | Comp. to Avg. | Avg. | Comp. to Avg. | Avg. | Comp. to Avg. | Avg. | Comp. to Avg. | Avg. | Comp. to Avg. |
| Bulk Goods (249395) | 0.75 | Better | 0.20 | Better | 0.13 | Better | 0.01 | Better | 1.67 | Better | 0.01 | Better | 0.06 | Better |
| General Freight (489170) | 0.79 | Better | 0.21 | Better | 0.20 | Better | 0.01 | Better | 1.87 | Better | 0.01 | Better | 0.06 | Better |
| GENERAL FREIGHT LLC | 0.00 | | 0.00 | | 0.00 | | 0.00 | | 0.00 | | 0.00 | | 0.00 | |

Estimated ISS Score: 68 Optional Inspect ToC About the Inspection Selection System



Estimated ISS Score History - Table [ToC](#)

| Date | Estimated ISS Score | Recommendation | Algorithm |
|------------|---------------------|------------------|-----------------------------|
| 07/25/2025 | 68 | Optional Inspect | Insufficient Data Algorithm |
| 06/30/2025 | 69 | Optional Inspect | Insufficient Data Algorithm |
| 05/31/2025 | 63 | Optional Inspect | Insufficient Data Algorithm |
| 04/25/2025 | 63 | Optional Inspect | Insufficient Data Algorithm |
| 03/28/2025 | 63 | Optional Inspect | Insufficient Data Algorithm |
| 02/28/2025 | 63 | Optional Inspect | Insufficient Data Algorithm |
| 01/31/2025 | 63 | Optional Inspect | Insufficient Data Algorithm |

Investigation Results [ToC](#)

No Investigations reported on FMCSA website

Penalties History [ToC](#)

There is a problem with the Penalties data on FMCSA website.

Acute Critical Violations (Based on Investigations as per CSA Methodology Appendix A) [ToC](#)

No Data

No red flag violations in the last 24 months

DOT Registration Information: The following information on this specific DOT # is from the Federal DOT (as of Operating Authority)

| DOT Registration: 07/18/2024 | | Total Power Units: 1 | Total Trucks: 1 | Total Trailers: 1 | Total Passenger Vehicles: 0 |
|------------------------------|----------------------|--|-------------------------|--------------------------|-------------------------------------|
| Status | Entity Type | Organization Type | Nation | Total Cars | Drivers / CDL Drivers |
| A | C | - | US | 0 | 1* / 1 |
| MCS-150 Date | Op Codes | Shipper Op Codes | Shipper HazMat Op Codes | Latest Review Type | Latest Review Document Number(Date) |
| 01/05/2025 | A | | | | () |
| MCS-150 Mileage (Year) | Record Update Date | Transports Hazmats | DOT Census Date | Recordable Accident Rate | Preventable Accident Rate |
| 1 (2024) | 01/05/2025 | N | | 0% | 0% |
| MCS-151 Mileage | Safety Rating (Date) | SEA Accident | SEA Driver | SEA Vehicle | SEA Management |
| 12000 | None (None) | 0% | 0% | 0% | 0% |
| Classification Codes | | Cargo Carried (per MCS-150) | | | |
| Authorized-For-Hire | | General Freight, Fresh Produce, Grain, Feed, Hay | | | |

DOT MCS-150 History [ToC](#)

(as of 01/15/2025 DOT census)

| Census Date | MCS-150 Date | MCS-150 Mileage | VMT Year | Power Units | Drivers | Trailers | Company Rep1 | Company Rep2 | Email |
|-------------|--------------|-----------------|----------|-------------|---------|----------|---------------|--------------|-------|
| 1/15/2025 | 1/5/2025 | 1 | 2024 | 1 | 1 | - | JASVEER SINGH | | |
| 10/26/2024 | 7/18/2024 | 0 | | 0 | 0 | - | JASVEER SINGH | | |

Crash Summary Chart [ToC](#)Crashes Summary - Chart (based on all available crash data)

No Data



| Crashes Summary - Table (based on all available crash data) ToC | | | | | | | | | | |
|---|-------|---------------|-------------|--------------|--------------|--------------|--------------|--------------|--------------|----------------|
| | TOTAL | Last 6 months | 7-12 months | 13-18 months | 19-24 months | 25-30 months | 30-36 months | 37-41 months | 42-48 months | Over 49 months |
| Total Reportable | 0 | 0 | 0 | 0 | 0 | 0 | 0 | 0 | 0 | 0 |
| Fatalities | 0 | 0 | 0 | 0 | 0 | 0 | 0 | 0 | 0 | 0 |
| Injuries | 0 | 0 | 0 | 0 | 0 | 0 | 0 | 0 | 0 | 0 |
| Tow Away | 0 | 0 | 0 | 0 | 0 | 0 | 0 | 0 | 0 | 0 |
| With Citations | 0 | 0 | 0 | 0 | 0 | 0 | 0 | 0 | 0 | 0 |
| Federal Recordable | 0 | 0 | 0 | 0 | 0 | 0 | 0 | 0 | 0 | 0 |
| Preventable | 0 | 0 | 0 | 0 | 0 | 0 | 0 | 0 | 0 | 0 |
| Crash per Pwr Unit | - | 0.0% | 0.0% | 0.0% | 0.0% | 0.0% | 0.0% | 0.0% | 0.0% | - |

| Inspection Summary ToC | | | |
|--|---|---|---|
| The following inspection information is based on results for 24 months prior to: 08/20/2025. Please note that the total inspections number is not necessarily the total of the vehicle, driver and hazmat inspections, as one inspection may have included any combination of the below inspections. | | | |
| Overall | Vehicle | Driver | Hazmat |
| (Please note that the total inspections number is not necessarily the total of the vehicle, driver and hazmat inspections, as one inspection may have included any combination of the below inspections) Total Inspections: 1 Total Out of Service: 0 Out of Service: 0% National Average: 18.09% Difference: -18.09% | Total Inspections: 0 Total Out of Service: 0 Out of Service: 0.00% National Average: 22.26% Difference: -22.26% | Total Inspections: 1 Total Out of Service: 0 Out of Service: 0.00% National Average: 6.67% Difference: -6.67% | Total Inspections: 0 Total Out of Service: 0 Out of Service: 0.00% National Average: 4.44% Difference: -4.44% |

| KPI: Inspection Viol OOS Rates by Cargo Group ToC | | | | | | | | |
|---|---------|---------------------|---------|---------------------|---------|---------------------|---------|---------------------|
| Cargo Group | OVERALL | | VEHICLE | | DRIVER | | HAZMAT | |
| | Average | Compared to Average | Average | Compared to Average | Average | Compared to Average | Average | Compared to Average |
| Bulk Goods | 24.24% | Better | 22.54% | Better | 9.12% | Better | 0.12% | Better |
| General Freight | 29.02% | Better | 25.21% | Better | 12.90% | Better | 0.16% | Better |
| GENERAL FREIGHT LLC | 0% | | 0% | | 0% | | 0% | |

| FHWA Registration Information: The following data on this Motor Carrier is from the Federal Hwy Administration (as of 1/23/2025) | | | | | | | | |
|--|------------|---------------------|-----------------|----------------------|-------------------|------------------------------|-------------------|-----------------|
| Docket Number | DOT Number | Company Name | DBA Name | Address | City | State | Country | ZIP Code |
| MC1670811 | 4269651 | GENERAL FREIGHT LLC | | 910 SLEEPY HOLLOW DR | MONROE | OH | US | 45050 |
| Phone Number | Fax Number | Mail Address | Mail City | Mail State | Mail Contry | Mail ZIP Code | Mail Phone Number | Mail Fax Number |
| (513)-641-9402 | | | | | | | | |
| Date of Last Change | Freight | Passenger | Household Goods | Active Authority | Pending Authority | Revocation Pending Authority | | |
| 1/23/2025 | Y | N | N | / Contract / | / | / | | |



Insurance Required (as of 01/23/2025) ToC

| Docket Number | Insurance Type | Insurance Required | Insurance on File |
|---------------|----------------|--------------------|-------------------|
| MC1670811 | BIPD | \$750k | \$750k |
| MC1670811 | Cargo | No | No |
| MC1670811 | Bond | No | No |

Active / Pending Insurance (as of 01/23/2025)

| Docket Number | Form | Type | Insurance Carrier | Policy/Surety | Coverage From | Coverage To | Required | On File | Effective Date | Cancel Date |
|---------------|------|--------------|-------------------------------------|---------------|---------------|-------------|----------|---------|----------------|-------------|
| MC1670811 | 91X | BIPD/Primary | PROGRESSIVE PREFERRED INSURANCE CO. | CA986383104 | \$0k | \$750k | \$750k | \$750k | 09/10/2024 | - |

Insurance History (as of 01/23/2025)

No Data for Insurance History (as of 01/23/2025)

FHWA Authorities (as of 01/23/2025) ToC

| Docket# | L&I Name | Active Authority | Inactive Authority | Pending Authority | Revocation Pending Authority | Freight | Passenger | Household Goods |
|-----------|---------------------|------------------|--------------------|-------------------|------------------------------|---------|-----------|-----------------|
| MC1670811 | GENERAL FREIGHT LLC | Contract / | | | | Yes | No | No |

Authority History (as of 01/23/2025)

| Docket Number | Sub | Auth Type | Original Action | Disposition |
|---------------|-----|-----------|-----------------------------------|-------------|
| MC1670811 | | CONTRACT | GRANTED 10/11/2024 12:00:00 AM | |

Severe Violations (i.e. those with >= 8 points) - Chart ToC

No Data

Severe Violations (i.e. those with >= 8 points) - Table

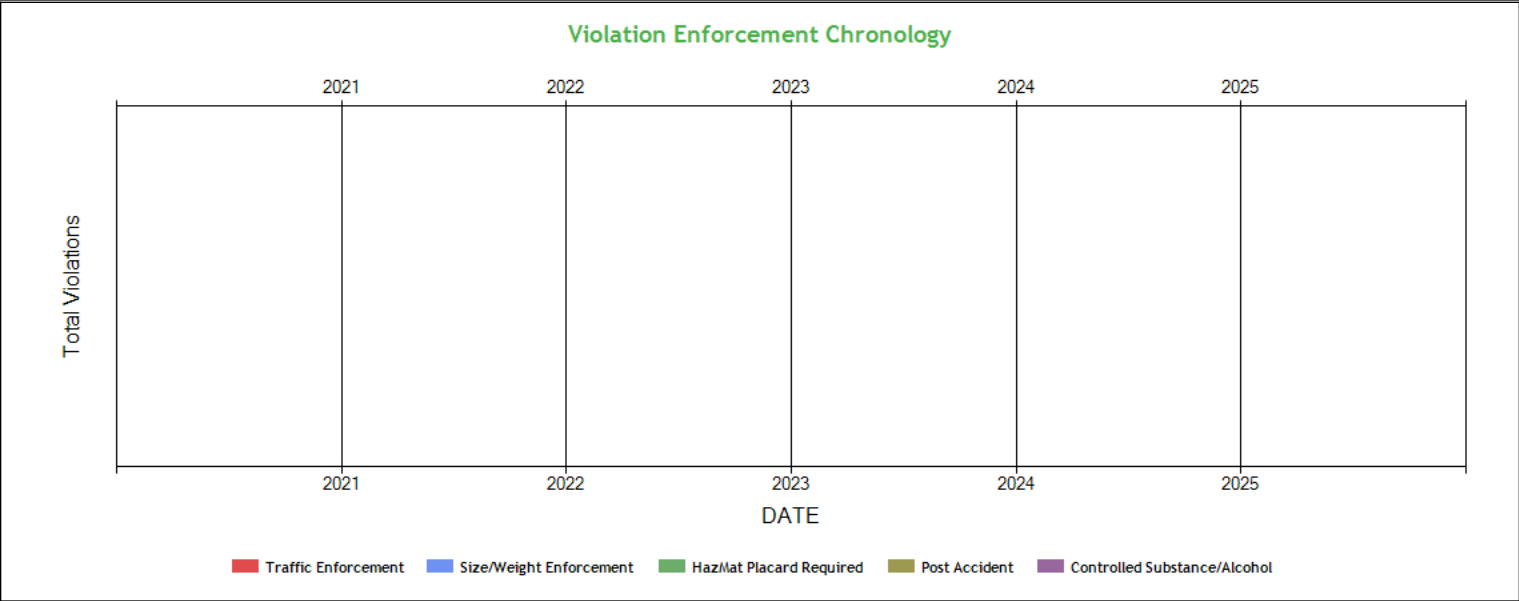
No Data

No data for Violation Report ToC

No data for Violation Summary



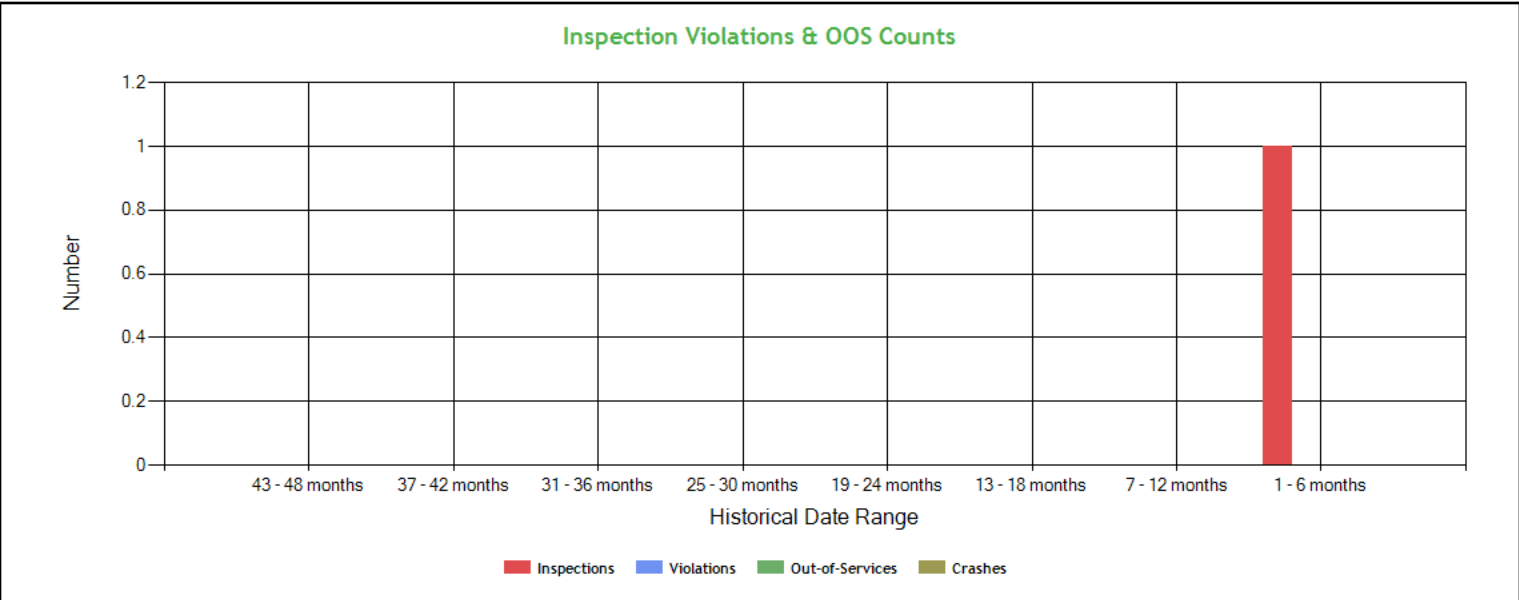
Violation Enforcement Chronology - Chart **ToC**



Violation Enforcement Chronology - Table **ToC**

| | 2021 | 2022 | 2023 | 2024 | 2025 |
|------------------------------|------|------|------|------|------|
| Traffic Enforcement | 0 | 0 | 0 | 0 | 0 |
| Size/Weight Enforcement | 0 | 0 | 0 | 0 | 0 |
| HazMat Placard Required | 0 | 0 | 0 | 0 | 0 |
| Post Accident | 0 | 0 | 0 | 0 | 0 |
| Controlled Substance/Alcohol | 0 | 0 | 0 | 0 | 0 |

Inspection Violations & OOS Counts - Chart **ToC**





Inspection Violations & OOS Counts - Table [ToC](#)

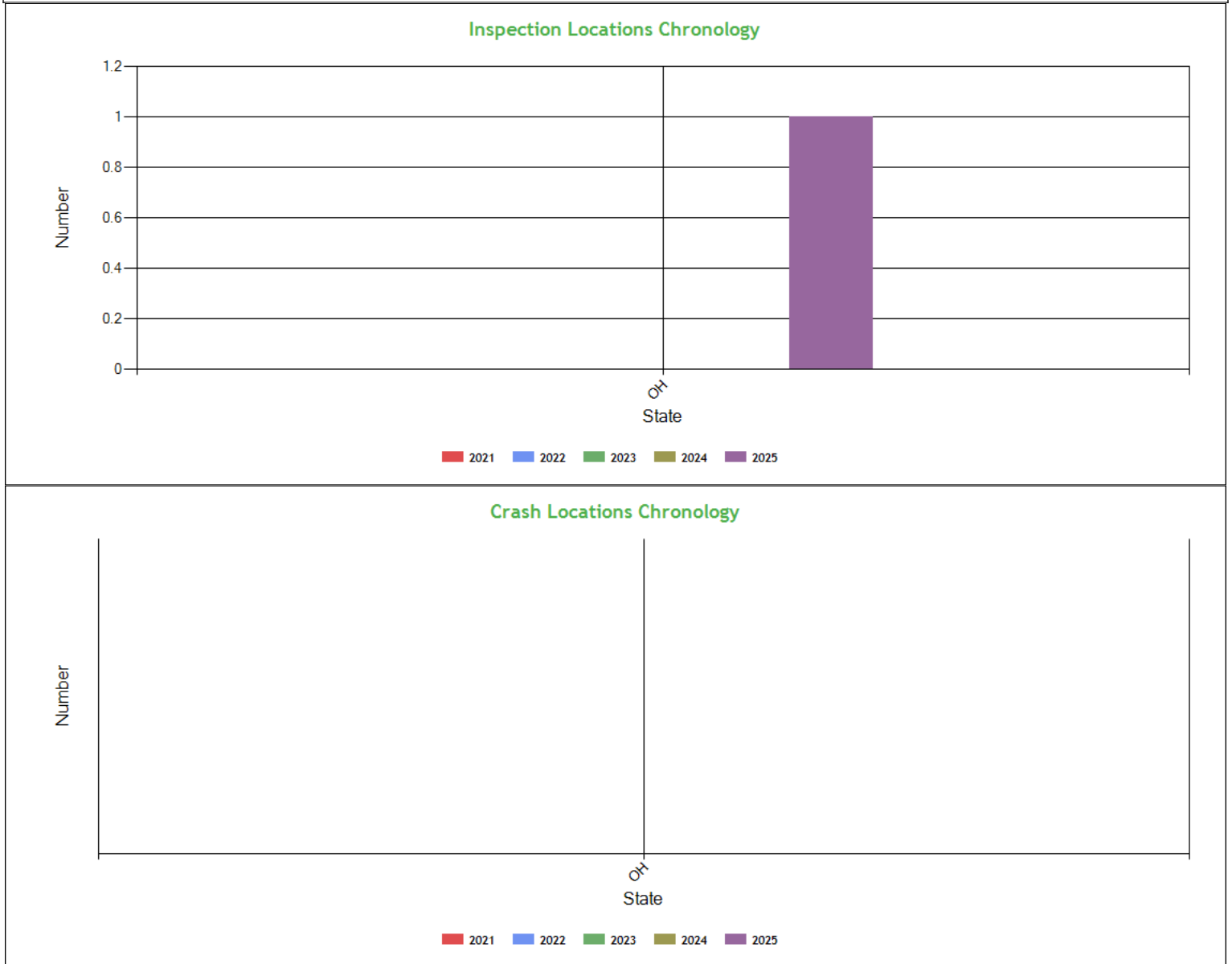
| Date Range | Inspections | Violations | Out-of-Services | Crashes |
|-----------------------|-------------|------------|-----------------|---------|
| TOTAL | 1 | 0 | 0 | 0 |
| 1 - 6 months | 1 | 0 | 0 | 0 |
| 7 - 12 months | 0 | 0 | 0 | 0 |
| 13 - 18 months | 0 | 0 | 0 | 0 |
| 19 - 24 months | 0 | 0 | 0 | 0 |
| 25 - 30 months | 0 | 0 | 0 | 0 |
| 31 - 36 months | 0 | 0 | 0 | 0 |
| 37 - 42 months | 0 | 0 | 0 | 0 |
| 43 - 48 months | 0 | 0 | 0 | 0 |

Radius of Operation (based on Inspections and Crashes during the past 3 years) [ToC](#)

| | Total | Drive between 0 and 50 miles radius | Drive between 51 and 200 miles radius | Drive between 201 and 300 miles radius | Drive between 301 and 400 miles radius | Drive between 401 and 500 miles radius | Drive between 501 and 600 miles radius | Drive beyond 600 miles radius |
|---|-------|---|---|--|--|--|--|-------------------------------------|
| Power Units (i.e. unique VINs) | 1 | 0 | 0 | 1 | 0 | 0 | 0 | 0 |
| Percent | 100% | 0% | 0% | 100% | 0% | 0% | 0% | 0% |



Inspection & Crash Locations - Chart ToC



Inspection & Crash Locations - Table ToC

| State | Inspections | | | | | Violations | | | | | Out-of-Services | | | | | Crashes | | | | |
|-------|-------------|------|------|------|------|------------|------|------|------|------|-----------------|------|------|------|------|---------|------|------|------|------|
| | 2021 | 2022 | 2023 | 2024 | 2025 | 2021 | 2022 | 2023 | 2024 | 2025 | 2021 | 2022 | 2023 | 2024 | 2025 | 2021 | 2022 | 2023 | 2024 | 2025 |
| TOTAL | 0 | 0 | 0 | 0 | 1 | 0 | 0 | 0 | 0 | 0 | 0 | 0 | 0 | 0 | 0 | 0 | 0 | 0 | 0 | 0 |
| OH | 0 | 0 | 0 | 0 | 1 | 0 | 0 | 0 | 0 | 0 | 0 | 0 | 0 | 0 | 0 | 0 | 0 | 0 | 0 | 0 |

Hot Spot Summary ToC

| Year | Month | Level 5 | Level 5 % | Level 4 | Level 4 % | Level 3 | Level 3 % | Level 2 | Level 2 % | Level 1 | Level 1 % | Level 0 | Level 0 % | Levels 1 - 5 | Levels 1 - 5 % |
|--------|----------------|---------|-----------|---------|-----------|---------|-----------|---------|-----------|---------|-----------|---------|-----------|--------------|----------------|
| 2025 | June (Partial) | 0 | 0.00% | 1 | 100.00% | 0 | 0.00% | 0 | 0.00% | 0 | 0.00% | 0 | 0.00% | 1 | 100.00% |
| Totals | | 0 | 0.00% | 1 | 100.00% | 0 | 0.00% | 0 | 0.00% | 0 | 0.00% | 0 | 0.00% | 1 | 100.00% |

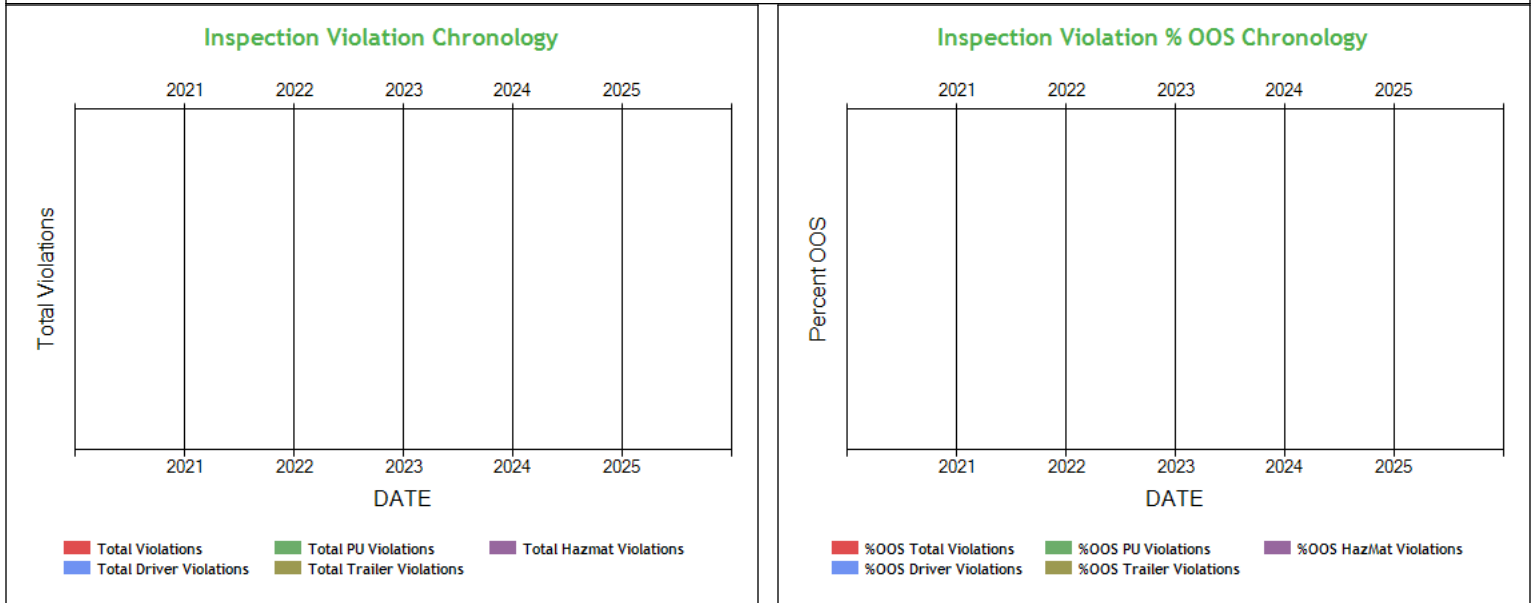


Hot Spot Analysis

| State | County | Level | Count | Percentage |
|-------|--------|-------|-------|------------|
| OH | Warren | 4 | 1 | 100.00% |

Report generated using the last 12 full months of inspection data

Inspection Violation % OOS Chronology - Chart [ToC](#)

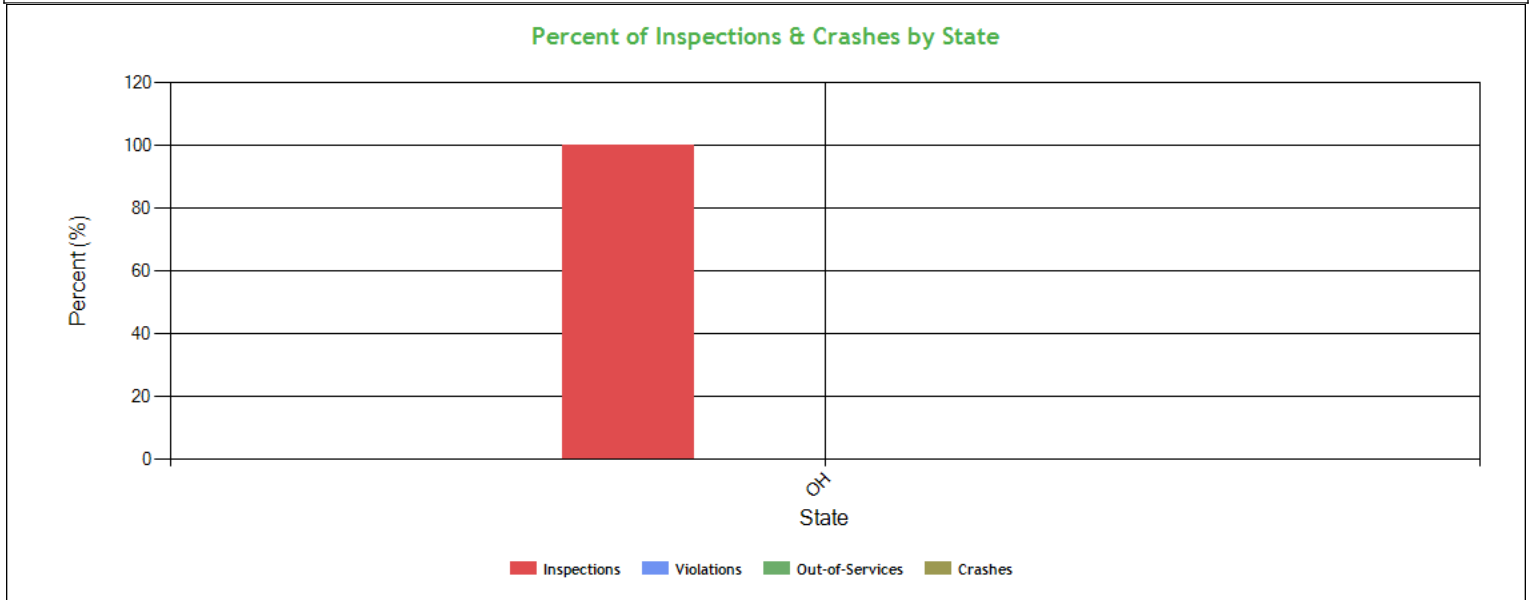


Inspection Violation % OOS Chronology - Table [ToC](#)

| | 2021 | 2022 | 2023 | 2024 | 2025 |
|-------------------------------|------|------|------|------|------|
| Total Violations | 0 | 0 | 0 | 0 | 0 |
| Total Out Of Services | 0 | 0 | 0 | 0 | 0 |
| %OOS Total Violations | 0 | 0 | 0 | 0 | 0 |
| Total Driver Violations | 0 | 0 | 0 | 0 | 0 |
| Total Driver Out Of Services | 0 | 0 | 0 | 0 | 0 |
| %OOS Driver Violations | 0 | 0 | 0 | 0 | 0 |
| Total PU Violations | 0 | 0 | 0 | 0 | 0 |
| Total PU Out Of Services | 0 | 0 | 0 | 0 | 0 |
| %OOS PU Violations | 0 | 0 | 0 | 0 | 0 |
| Total Trailer Violations | 0 | 0 | 0 | 0 | 0 |
| Total Trailer Out Of Services | 0 | 0 | 0 | 0 | 0 |
| %OOS Trailer Violations | 0 | 0 | 0 | 0 | 0 |
| Total Hazmat Violations | 0 | 0 | 0 | 0 | 0 |
| Total Hazmat Out Of Services | 0 | 0 | 0 | 0 | 0 |
| %OOS HazMat Violations | 0 | 0 | 0 | 0 | 0 |



Percent of Insp & Crash by State - Chart ToC



Percent of Insp & Crash by State - Table (based on Inspection data from the last 4 years) ToC

| State | Inspections | | Violations | | Out-of-Services | | Crashes | |
|-------|-------------|---------|------------|---------|-----------------|---------|---------|---------|
| | Total | Percent | Total | Percent | Total | Percent | Total | Percent |
| | 1 | 100 | 0 | 100 | 0 | 100 | 0 | 100 |
| OH | 1 | 100 | 0 | 0 | 0 | 0 | 0 | 0 |

VIN Insp Summary by State (based on inspection from the last 2 years) ToC

| VIN | Insp | Viol Pts | Counts in each State | |
|-------------------|----------|-----------|----------------------|----------|
| | | | OH | |
| | | | Insp | Viol Pts |
| TOTALS | 2/ 0* | 1/ 0** | 1 | 0 |
| 1FUJBCKX5LU40068 | 1 | 0 | 1 | 0 |
| 5V8VA5321KT912504 | 1 | 0 | 1 | 0 |

*<Total number of inspections for these 2 VIN(s)>/n<Total number of inspections for these 1 state(s)>

**<Total severity sum for these 2 VIN(s)>/n<Total severity sum for these 1 state(s)>

Violations By Unit Type ToC

of Violations: 0 Total Severity: 0

Equipment Ownership ToCEquipment Ownership (based on MCS-150 dated 1/5/2025)

| | Trucks | Tractors | Trailers | Motor Coaches | Vans |
|-------------|--------|----------|----------|---------------|------|
| Owned | 0 | 1 | 1 | 0 | 0 |
| Term Leased | 0 | 0 | 0 | 0 | 0 |
| Trip Leased | 0 | 0 | 0 | 0 | 0 |
| Total No. | 0 | 1 | 1 | 0 | 0 |



Equipment Details Power Units ToC

| VIN | Latest Insp Date | Year | Make | Model | Body Class | Body Type | Axles | Len | Fuel Type |
|-----------------------|------------------|------|--------------|--------|---------------|-----------|-------|-----|-----------|
| 1FUJBBCKX5L U40068 | 06/23/2025 | 2005 | FREIGHTLINER | CST120 | Truck-Tractor | - | - | - | Diesel |

Equipment Details Trailers

| VIN | Latest Insp Date | Year | Make | Model | Body Class | Body Type | Axles | Len | Fuel Type |
|-----------------------|------------------|------|--|--|------------|-----------|-------|-----|-----------|
| 5V8VA5321KT9 12504 | 06/23/2025 | 2019 | VANGUARD NATIONAL TRAILER CORPORATION (VNTC) | VANGUARD NATIONAL TRAILER CORPORATION (VNTC) | Trailer | - | 2 | 53 | - |

Vehicle Age ToC

| Year | # Power Units | PU Percentage | # Trailers | Trailres Percentage |
|------|---------------|---------------|------------|---------------------|
| 2019 | 0 | 0.00% | 1 | 100.00% |
| 2005 | 1 | 100.00% | 0 | 0.00% |

Based on 24 months of inspection data, see the live report for more options

States of Power Unit Registrations ToC

| State | OH |
|-----------------------|----|
| Number of Power Units | 1 |

Equipment Acquisitions - Table ToC

| | Power Units inspected for 1st time in past 12 months | Power Units inspected for 1st time in past 24 months | Power Units inspected during entire date range | Trailers inspected for 1st time in past 12 months | Trailers inspected for 1st time in past 24 months | Trailers inspected during entire date range |
|-----------------------|--|--|--|---|---|---|
| Unique VINs | 1 | 1 | 1 | 1 | 1 | 1 |
| Unique License Plates | 1 | 1 | 1 | 1 | 1 | 1 |
| License Plate States | 1 | 1 | 1 | 1 | 1 | 1 |

Driver Details ToC Driver Details (based on MCS-150 dated 1/5/2025)

| | Within 100 mi | Beyond 100 mi | TOTAL |
|---|---------------|---------------|-------|
| # Drivers Interstate | 0 | 1 | 1 |
| # Drivers Intrastate | 0 | 0 | 0 |
| TOTAL | 0 | 1 | / |
| Avg. # Trip Lease Drivers/Mo: 0 # Drivers Grand Total: 1 # Drivers Commercially Licensed: 1 | | | |

Shared VIN Summary ToC

No Data



Carrier Software
1-800-646-5152
info@CarrierSoftware.com

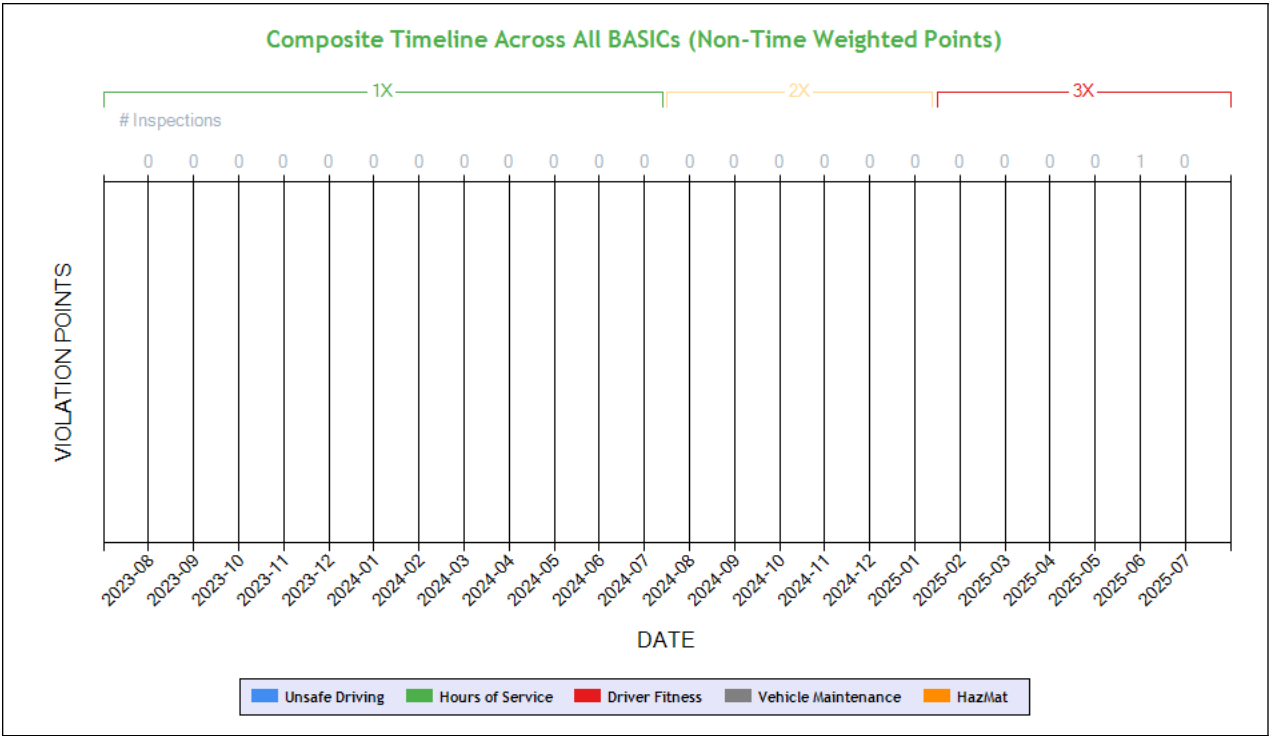
CONFIDENTIAL - Intended for use by Amerigo Insurance Agency - Date: 8/22/2025
GENERAL FREIGHT LLC - DOT# 4269651 / MC1670811

SHIPPERS DETAIL **ToC** based on Inspection results for the last 4 years

| Shipper Name | Number of Inspections |
|--------------------------|-----------------------|
| RAYMOND STORAGE CONCEPTS | 1 |



Carrier Underwriting Report Safety Summary ToC



Time-Weighted Violation Points - no data available to draw a chart
Time-Weighted Violation Points by Vehicle - no data available to draw a chart

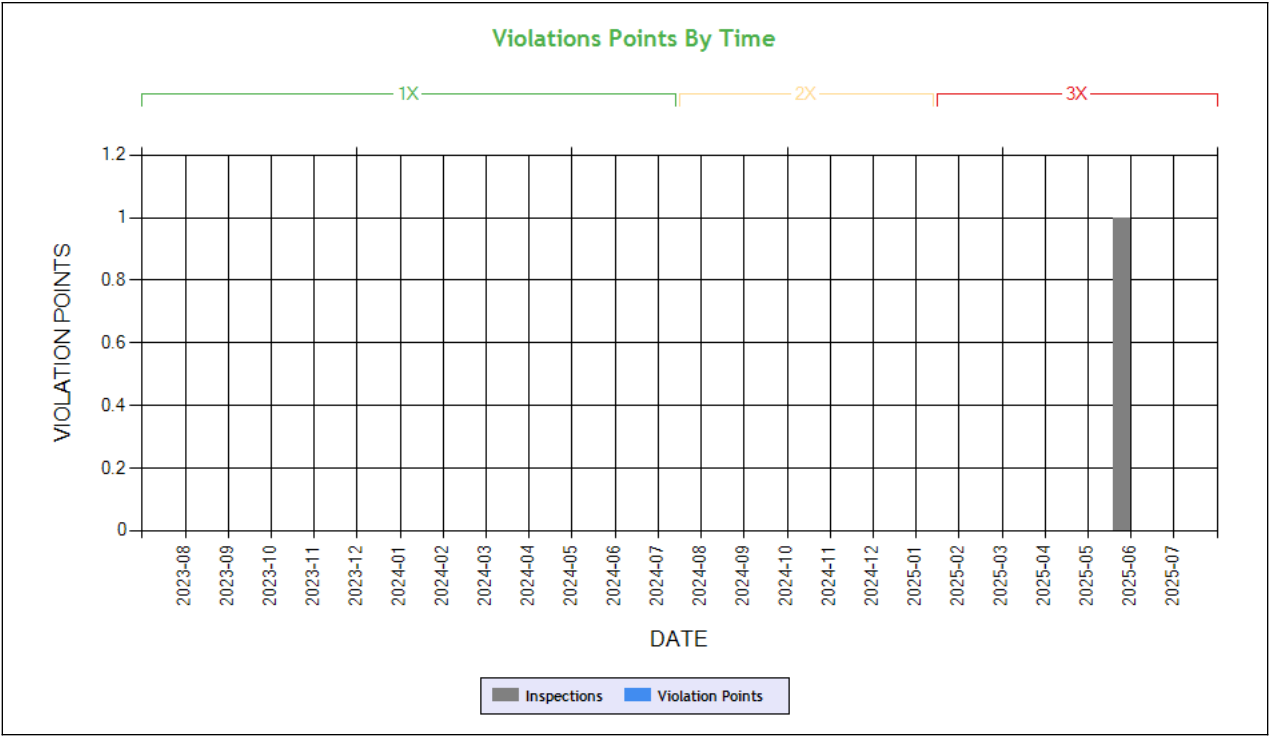
See the Excel file for the complete analysis # Violations is in (1-6/7-12/13-24mo)

| Shaded = Out Of Service Violation | | |
|-----------------------------------|-----------------------------------|--|
| Violation Group | | |
| Violation Description | Total Time-weighted Points by VIN | % of Total Time-weighted Points by VIN |
| Driver Resp | | |
| Total Time-weighted Points | | |
| % Total Time-Wt Pts | | |



SAFETY ANALYSIS ToC

Unsafe Driving



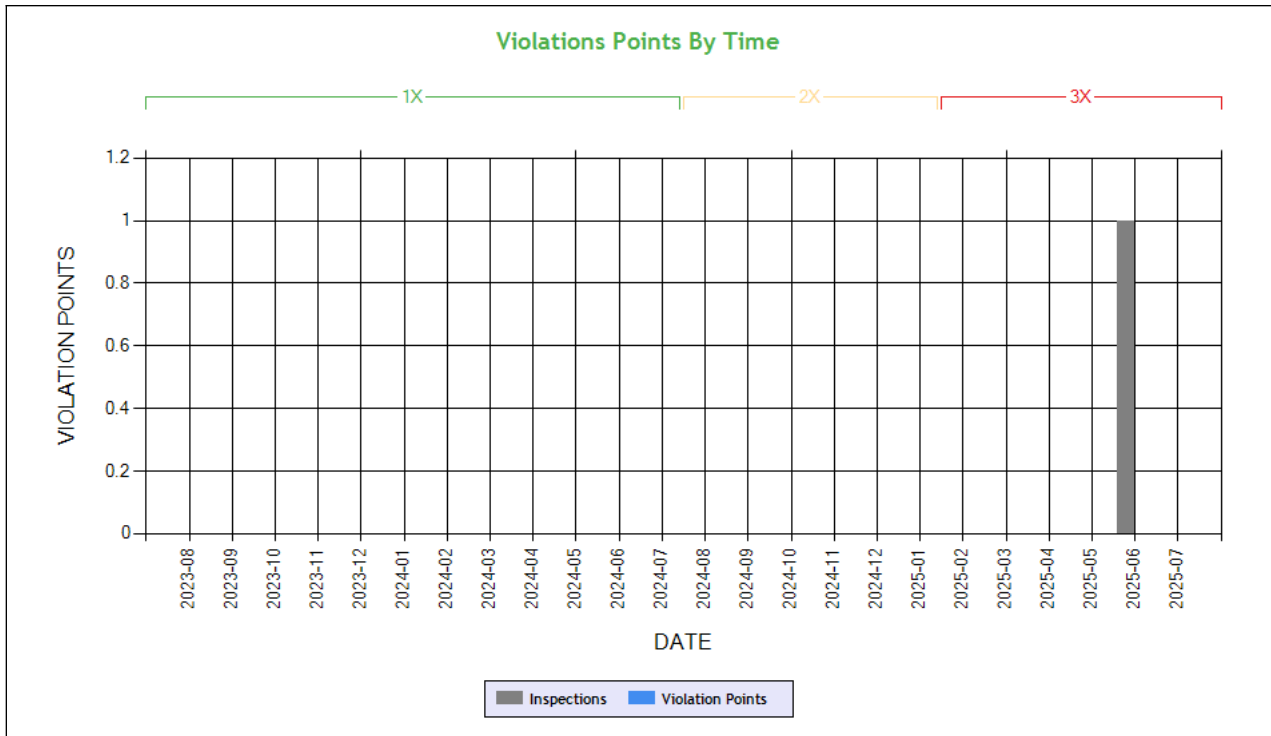
Time-Weighted Violation Points - no data available to draw a chart
Time-Weighted Severity Points by Vehicle - no data available to draw a chart

See the Excel file for the complete analysis # Violations is in (1-6/7-12/13-24mo)

| Shaded = Out Of Service Violation | | |
|-----------------------------------|-----------------------------------|--|
| Violation Group | | |
| Violation Description | Total Time-weighted Points by VIN | % of Total Time-weighted Points by VIN |
| Driver Resp | | |
| Total Time-weighted Points | | |
| % Total Time-Wt Pts | | |

HOS Compliance

Time-Weighted Violation Points - no data available to draw a chart
Time-Weighted Severity Points by Vehicle - no data available to draw a chart



Carrier Software
 1-800-646-5152
 info@CarrierSoftware.com

CONFIDENTIAL - Intended for use by Amerigo Insurance Agency - Date: 8/22/2025

GENERAL FREIGHT LLC - DOT# 4269651 / MC1670811

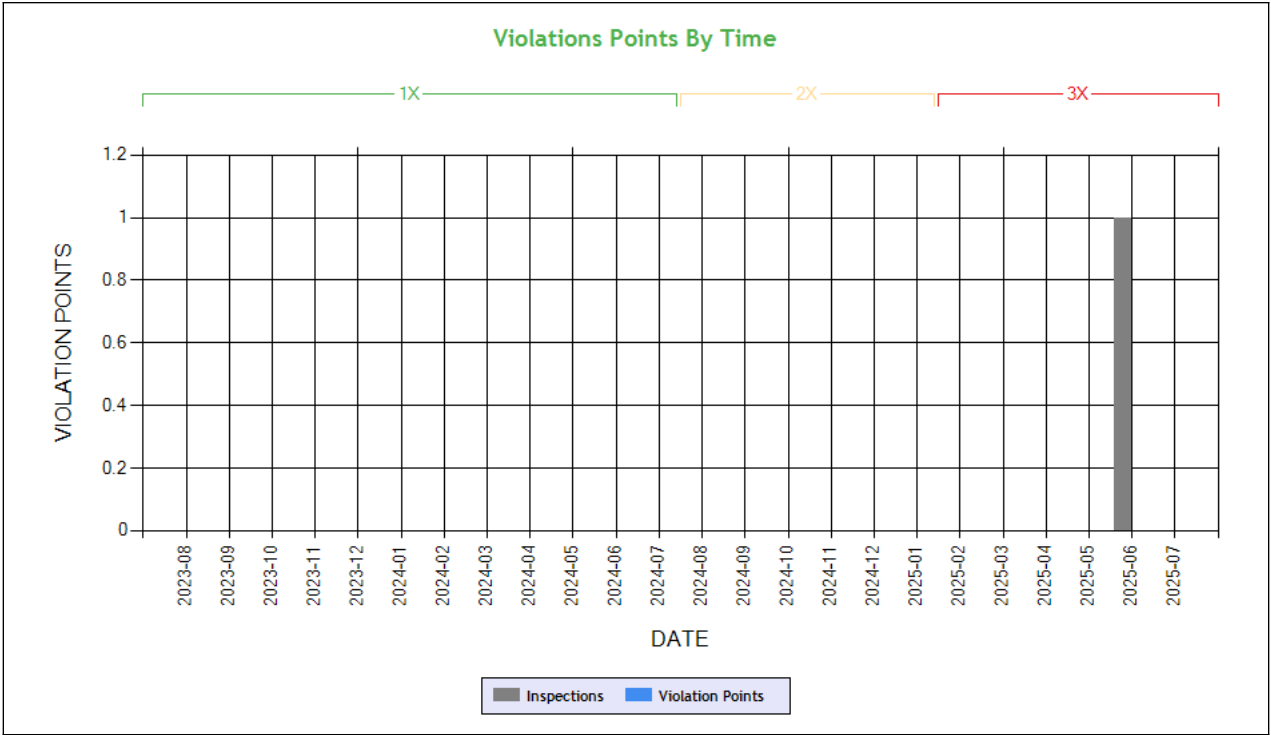
See the Excel file for the complete analysis

Violations is in (1-6/7-12/13-24mo)

| Shaded = Out Of Service Violation | | |
|-----------------------------------|-----------------------------------|--|
| Violation Group | | |
| Violation Description | Total Time-weighted Points by VIN | % of Total Time-weighted Points by VIN |
| Driver Resp | | |
| Total Time-weighted Points | | |
| % Total Time-Wt Pts | | |



Driver Fitness



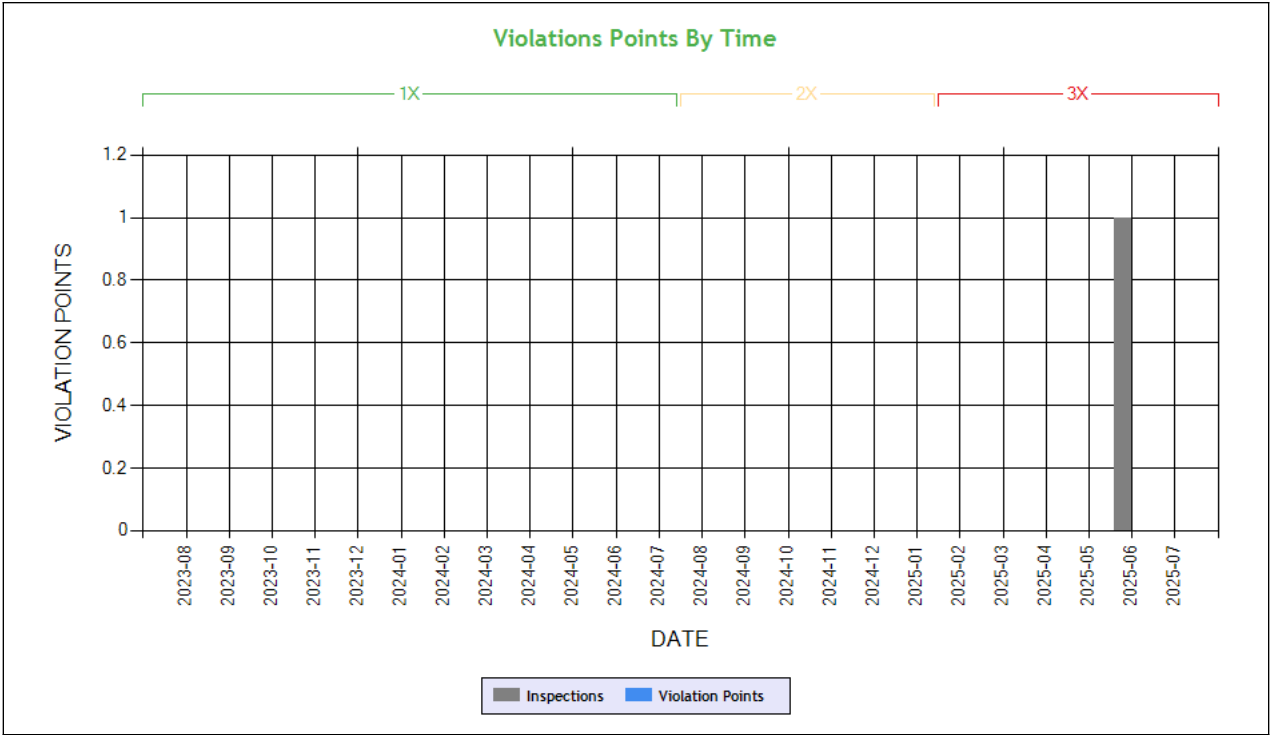
Time-Weighted Violation Points - no data available to draw a chart
Time-Weighted Severity Points by Vehicle - no data available to draw a chart

See the Excel file for the complete analysis # Violations is in (1-6/7-12/13-24mo)

| Shaded = Out Of Service Violation | | |
|-----------------------------------|-----------------------------------|--|
| Violation Group | | |
| Violation Description | Total Time-weighted Points by VIN | % of Total Time-weighted Points by VIN |
| Driver Resp | | |
| Total Time-weighted Points | | |
| % Total Time-Wt Pts | | |



Vehicle Maintenance



Time-Weighted Violation Points - no data available to draw a chart
Time-Weighted Severity Points by Vehicle - no data available to draw a chart

See the Excel file for the complete analysis # Violations is in (1-6/7-12/13-24mo)

| Shaded = Out Of Service Violation | | |
|-----------------------------------|-----------------------------------|--|
| Violation Group | | |
| Violation Description | Total Time-weighted Points by VIN | % of Total Time-weighted Points by VIN |
| Driver Resp | | |
| Total Time-weighted Points | | |
| % Total Time-Wt Pts | | |

COLOR CODED CRASH TABLE ToC

No crashes have been reported by the DOT on this Motor Carrier
INSPECTIONS WITH SHARED EQUIPMENT:
No Data



LEGEND

Vehicle Information

Inspection for DOT # being analyzed

Inspection for Different DOT #

Crash Information for specific VIN

INSPECTION DETAILS for ALL Inspections

PDF shows the first 100 Power Unit & Trailer VINs with most recent inspections using data from the last 4 years

POWER UNIT Inspections Section

| VIN: 1FUJBBCKX5LU40068 | | | | Unit: Truck Tractor | | Year: 2005 | Make: FREIGHTLINER | |
|------------------------|--------------|----------------------|----------------|--|--|------------|--------------------|------------|
| DOT No: 4269651 | | Docket No: MC1670811 | | Name: GENERAL FREIGHT LLC | | | Interstate: Yes | |
| Date | Unit License | Unit Lic State | Violation Unit | Violation Description | | Severity | OOS | Citation |
| 06/23/2025 | PWL1600 | OH | - | | | - | - | - |
| DOT No: 2576306 | | Docket No: MC901196 | | Name: EAGLE EYES TRANSPORT LLC | | | Interstate: Yes | |
| Date | Unit License | Unit Lic State | Violation Unit | Violation Description | | Severity | OOS | Citation |
| 06/30/2022 | PWL1600 | OH | 1 | 393.209D - Steering system components worn, welded, or missing | | 6 | Yes | |
| 06/30/2022 | PWL1600 | OH | D | 395.30B1 - Driver failed to certify the accuracy of the information gathered by the ELD | | 1 | No | |
| 10/28/2021 | PWL1600 | OH | - | | | - | - | - |
| 03/03/2020 | PWL1600 | OH | - | | | - | - | - |
| 09/11/2019 | PWL1600 | OH | 1 | 393.11TL - No retro reflective sheeting or reflex reflectors on mud flaps - Truck Tractor manufactured on or after 7/1/1997 | | 3 | No | |
| 07/07/2019 | PWL1600 | OH | 1 | 393.9A - Inoperative required lamps | | 2 | No | |
| 07/07/2019 | PWL1600 | OH | 1 | 396.3A1 - Inspection/repair and maintenance parts and accessories | | 2 | Yes | |
| 04/02/2019 | PWK3268 | OH | - | | | - | - | - |
| DOT No: 2583904 | | Docket No: MC910983 | | Name: FORTUNE TRANSPORT INC | | | Interstate: Yes | |
| Date | Unit License | Unit Lic State | Violation Unit | Violation Description | | Severity | OOS | Citation |
| 09/29/2017 | PVZ4445 | OH | - | | | - | - | - |
| 08/22/2017 | PVZ4445 | OH | D | 392.2C - Failure to obey traffic control device | | 5 | No | E0016730-0 |
| 08/22/2017 | PVZ4445 | OH | D | 392.2MI - Miscellaneous Traffic Law Violation | | 0 | No | E0016731-1 |
| 08/22/2017 | PVZ4445 | OH | D | 395.8E - False report of drivers record of duty status | | 7 | Yes | E0016732-2 |
| 08/22/2017 | PVZ4445 | OH | D | 395.8F01 - Drivers record of duty status not current | | 5 | No | |
| 09/24/2016 | PVZ4445 | OH | 1 | 393.60D - Glazing permits less than 70 percent of light | | 1 | No | T3596630-2 |
| 09/24/2016 | PVZ4445 | OH | D | 391.11B5DEN - Driver operating a CMV without proper endorsements or in violation of restrictions. | | 8 | Yes | T3596631-3 |
| 09/24/2016 | PVZ4445 | OH | D | 392.2 - Operating a commercial motor vehicle not in accordance with the laws, ordinances, and regulations of the jurisdiction in which it is being operated - Unsafe Driving | | 0 | No | |
| 09/24/2016 | PVZ4445 | OH | D | 395.8F1 - Driver record of duty status not current | | 5 | No | |
| 08/10/2016 | PVZ4445 | OH | D | 392.2LV - Lane Restriction violation | | 3 | No | 1RM0BK7 |
| 07/21/2016 | PVZ4445 | OH | 1 | 393.60C - Damaged or discolored windshield | | 1 | No | |
| 07/21/2016 | PVZ4445 | OH | 1 | 393.95A - No/discharged/unsecured fire extinguisher | | 2 | No | |
| 07/21/2016 | PVZ4445 | OH | 1 | 393.95F - No / insufficient warning devices | | 2 | No | |
| 04/07/2016 | PVZ4445 | OH | D | 395.8E - False report of drivers record of duty status | | 7 | Yes | 4WC0BK9 |
| DOT No: 1448242 | | Docket No: MC599906 | | Name: SUNSHINE TRANSPORT INC | | | Interstate: Yes | |



| Date | Unit License | Unit Lic State | Violation Unit | Violation Description | Severity | OOS | Citation |
|------------|--------------|----------------|----------------|---|----------|-----|----------|
| 04/07/2015 | PVZ4445 | OH | 1 | 393.60C - Damaged or discolored windshield | 1 | No | |
| 04/07/2015 | PVZ4445 | OH | 1 | 393.83G - Exhaust leak under truck cab and/or sleeper | 1 | No | |
| 04/07/2015 | PVZ4445 | OH | 1 | 393.9 - Inoperative required lamps | 2 | No | |
| 08/15/2014 | PVW5936 | OH | 1 | 393.9 - Inoperative required lamps | 2 | No | |
| 06/06/2013 | PVQ3226 | OH | - | - | - | - | - |

TRAILER Inspections Section

| VIN: 1FUJBBCKX5LU40068 | | Unit: Truck Tractor | | Year: 2005 | Make: FREIGHTLINER | | |
|------------------------|--------------|----------------------|----------------|--|--------------------|-----------------|------------|
| DOT No: 4269651 | | Docket No: MC1670811 | | Name: GENERAL FREIGHT LLC | | Interstate: Yes | |
| Date | Unit License | Unit Lic State | Violation Unit | Violation Description | Severity | OOS | Citation |
| 06/23/2025 | PWL1600 | OH | - | - | - | - | - |
| DOT No: 2576306 | | Docket No: MC901196 | | Name: EAGLE EYES TRANSPORT LLC | | Interstate: Yes | |
| Date | Unit License | Unit Lic State | Violation Unit | Violation Description | Severity | OOS | Citation |
| 06/30/2022 | PWL1600 | OH | 1 | 393.209D - Steering system components worn, welded, or missing | 6 | Yes | |
| 06/30/2022 | PWL1600 | OH | D | 395.30B1 - Driver failed to certify the accuracy of the information gathered by the ELD | 1 | No | |
| 10/28/2021 | PWL1600 | OH | - | - | - | - | - |
| 03/03/2020 | PWL1600 | OH | - | - | - | - | - |
| 09/11/2019 | PWL1600 | OH | 1 | 393.11TL - No retro reflective sheeting or reflex reflectors on mud flaps - Truck Tractor manufactured on or after 7/1/1997 | 3 | No | |
| 07/07/2019 | PWL1600 | OH | 1 | 393.9A - Inoperative required lamps | 2 | No | |
| 07/07/2019 | PWL1600 | OH | 1 | 396.3A1 - Inspection/repair and maintenance parts and accessories | 2 | Yes | |
| 04/02/2019 | PWK3268 | OH | - | - | - | - | - |
| DOT No: 2583904 | | Docket No: MC910983 | | Name: FORTUNE TRANSPORT INC | | Interstate: Yes | |
| Date | Unit License | Unit Lic State | Violation Unit | Violation Description | Severity | OOS | Citation |
| 09/29/2017 | PVZ4445 | OH | - | - | - | - | - |
| 08/22/2017 | PVZ4445 | OH | D | 392.2C - Failure to obey traffic control device | 5 | No | E0016730-0 |
| 08/22/2017 | PVZ4445 | OH | D | 392.2MI - Miscellaneous Traffic Law Violation | 0 | No | E0016731-1 |
| 08/22/2017 | PVZ4445 | OH | D | 395.8E - False report of drivers record of duty status | 7 | Yes | E0016732-2 |
| 08/22/2017 | PVZ4445 | OH | D | 395.8F01 - Drivers record of duty status not current | 5 | No | |
| 09/24/2016 | PVZ4445 | OH | 1 | 393.60D - Glazing permits less than 70 percent of light | 1 | No | T3596630-2 |
| 09/24/2016 | PVZ4445 | OH | D | 391.11B5DEN - Driver operating a CMV without proper endorsements or in violation of restrictions. | 8 | Yes | T3596631-3 |
| 09/24/2016 | PVZ4445 | OH | D | 392.2 - Operating a commercial motor vehicle not in accordance with the laws, ordinances, and regulations of the jurisdiction in which it is being operated - Unsafe Driving | 0 | No | |
| 09/24/2016 | PVZ4445 | OH | D | 395.8F1 - Driver record of duty status not current | 5 | No | |
| 08/10/2016 | PVZ4445 | OH | D | 392.2LV - Lane Restriction violation | 3 | No | 1RM0BK7 |
| 07/21/2016 | PVZ4445 | OH | 1 | 393.60C - Damaged or discolored windshield | 1 | No | |
| 07/21/2016 | PVZ4445 | OH | 1 | 393.95A - No/discharged/unsecured fire extinguisher | 2 | No | |
| 07/21/2016 | PVZ4445 | OH | 1 | 393.95F - No / insufficient warning devices | 2 | No | |
| 04/07/2016 | PVZ4445 | OH | D | 395.8E - False report of drivers record of duty status | 7 | Yes | 4WC0BK9 |
| DOT No: 1448242 | | Docket No: MC599906 | | Name: SUNSHINE TRANSPORT INC | | Interstate: Yes | |
| Date | Unit License | Unit Lic State | Violation Unit | Violation Description | Severity | OOS | Citation |
| 04/07/2015 | PVZ4445 | OH | 1 | 393.60C - Damaged or discolored windshield | 1 | No | |
| 04/07/2015 | PVZ4445 | OH | 1 | 393.83G - Exhaust leak under truck cab and/or sleeper | 1 | No | |
| 04/07/2015 | PVZ4445 | OH | 1 | 393.9 - Inoperative required lamps | 2 | No | |
| 08/15/2014 | PVW5936 | OH | 1 | 393.9 - Inoperative required lamps | 2 | No | |
| 06/06/2013 | PVQ3226 | OH | - | - | - | - | - |



Inspection Summary By Month (based on inspections from the last 4 years) [ToC](#)

| Year-Month | Number of Inspections | Number of Power Units | Total Violations | Total OOS Inspections | Total Severity Points | Number of Crashes |
|------------|-----------------------|-----------------------|------------------|-----------------------|-----------------------|-------------------|
| 2025-06 | 1 | 1 | 0 | 0 | 0 | 0 |

Note: The most recent month's counts may not include all the inspections for that month.

No data for Inspection Summary By Month

Inspection History [ToC](#)

| Inspection Date | Report Number | Report State | PU VIN | TR VIN | Severity Weight | Time Weight |
|-----------------|---------------|--------------|-----------------------------------|----------------------------------|-----------------|-------------|
| 06/23/2025 | 3288000821 | OH | 1FUJBBCKX5LU40068 - Truck Tractor | 5V8VA5321KT912504 - Semi Trailer | | 3 |

Only the first 20 inspections are shown. See the live report for more data.

Crash Hot Spots [ToC](#)

| State | Level 1 (lowest crash frequency) | Level 2 | Level 3 | Level 4 | Level 5 (highest crash frequency) |
|-------|-------------------------------------|---------|---------|---------|--------------------------------------|
| Ohio | 1 | 0 | 0 | 0 | 0 |
| Total | 1 | 0 | 0 | 0 | 0 |

Company Level: 1

Equipment and Driver Details [ToC](#)

| | Equipment (Owned/Leased/Trip) | | | Driver Details | | |
|--------------|-------------------------------|-----------------|----------|----------------|------------|------------|
| MCS-150 Date | Tractors | Straight Trucks | Trailers | CDL's | Interstate | Intrastate |
| 01/05/2025 | 1/0/0 | 0/0/0 | 1/0/0 | 1 | 1 | 0 |
| 07/18/2024 | 0/0/0 | 0/0/0 | 0/0/0 | 0 | 0 | 0 |

Chameleon Type 1 - Chameleon issues highlighted in **RED** [ToC](#)

| DOT | Legal Name | MCS-150 Date | Physical Address | Mailing Address | Company Rep 1 | Company Rep 2 | Phone | Fax | Cell Phone | Email |
|---------|---------------------|--------------|--|---|---------------|---------------|----------------|----------------|----------------|-----------------------------|
| 3691076 | SEHAJ FREIGHT INC | 07/18/2025 | 28151 RUUS RD APT 12, HAYWARD, CA, 94544 | 28151 RUUS RD APT 12, HAYWARD, CA, 94544-5745 | JASVEER SINGH | | (510)-706-8123 | | (510)-706-8123 | JASBRAR2011@GMAIL.COM |
| 1157746 | JASVEER SINGH | 07/03/2025 | 10041 RHONE RIVER DR, ELK GROVE, CA, 95624 | 10041 RHONE RIVER DR, ELK GROVE, CA, 95624 | JASVEER SINGH | | (916)-869-8953 | (916)-690-8767 | | |
| 3153534 | NOOR CARRIER INC | 05/16/2025 | 6286 W INDIANAPOLIS AVE, FRESNO, CA, 93723 | 6286 W INDIANAPOLIS AVE, FRESNO, CA, 93723 | JASVEER SINGH | | (707)-670-0173 | | (707)-670-0173 | JASSI79SINGH@GMAIL.COM |
| 3060667 | QUARK LOGISTICS INC | 05/08/2025 | 33133 DALKE AVE, MISSION, BC, V3W 0N9 | 33133 DALKE AVE, MISSION, BC, V3W | JASVEER SINGH | | (778)-951-3413 | | | DISPATCH@QLI NC.CA |
| 4301534 | BDS HIGHWAYS LLC | 09/26/2024 | 3707 POINCIANA DR APT 12, SANTA CLARA, CA, 95051 | 3707 POINCIANA DR APT 12, SANTA CLARA, CA, 95051-2022 | JASVEER SINGH | | (669)-284-4397 | | | BDSHIGHWAYS LLC@OUTLOOK.COM |
| 3649577 | STAR LINE INC | 02/15/2024 | 5751 GREENHOUSE RD APT 1821, KATY, TX, 77449 | 5751 GREENHOUSE RD APT 1821, KATY, TX, 77449 | JASVEER SINGH | | (713)-588-0490 | | (713)-588-0490 | TXSTARLINEIN C@GMAIL.COM |
| 3955639 | J TRUCKING INC | 01/04/2024 | 230 CAMPUS LN, GREENWOOD, IN, 46143 | 230 CAMPUS LN, GREENWOOD, IN, 46143-5673 | JASVEER SINGH | | (559)-835-4784 | | (559)-835-4784 | SINGHKULBIR346@GMAIL.COM |
| 2561719 | KHUSHI CARRIERS INC | 09/03/2023 | 7440 MORNING HILLS ST, SACRAMENTO, CA, 95829 | 7440 MORNING HILLS ST, SACRAMENTO, CA, 95829 | JASVEER SINGH | | (916)-384-6293 | | (916)-384-6293 | JASVEER0153@GMAIL.COM |



| | | | | | | | | | | |
|---------|---------------|------------|---|---|---------------|--|----------------|--|----------------|-----------------------|
| 4024865 | CAL EXPRESS | 02/08/2023 | 8036 LINDEN LIME CT, CITRUS HTS, CA, 95610 | 8036 LINDEN LIME CT, CITRUS HTS, CA, 95610-4649 | JASVEER SINGH | | (916)-225-6387 | | (916)-225-6387 | CALEXPRESS3@GMAIL.COM |
| 2866275 | JASVEER SINGH | 03/16/2020 | 7575 POWER INN RD #7, SACRAMENTO, CA, 95828 | 7575 POWER INN RD #7, SACRAMENTO, CA, 95828 | JASVEER SINGH | | (916)-384-6293 | | (916)-384-6293 | |

| Chameleon Type 2 ToC | | | | | | | |
|----------------------|-----------|-----------------|--------|--------------|------|-------|--|
| VIN | Unit Type | Inspection Date | DOT No | Company Name | City | State | |