



Table of Contents

1. Overview	2. BASIC Scores History
3. BASIC Measures	4. KPI: BASIC Measures by Cargo Group
5. Estimated ISS Score	6. Investigation Results
7. Penalties History	8. Acute Critical Violations
9. Red Flag Violation Details	10. DOT Registration Information
11. DOT MCS-150 History	12. Crash Summary
13. Inspection Summary	14. KPI: Inspection Viol OOS Rates by Cargo Group
15. FHWA Registration Information	16. FHWA Insurance Information
17. FHWA Authorities	18. Severe Violations
19. Violation Report	20. Violation Summary
21. Violation Enforcement Chronology	22. Inspection Violations & OOS Counts
23. Radius Of Operation	24. Inspection & Crash Locations
25. Cargo Hot Spots	26. Inspection Violations & OOS Chronology
27. Percent of Insp & Crash by State	28. VIN Insp Summary by State
29. Violations By Unit Type	30. Equipment Ownership
31. Equipment Details	32. Vehicle Age
33. States of Power Unit Registrations	34. Equipment Acquisitions
35. Driver Details	36. Shared VIN Summary
37. Shipper Table	38. Safety Summary
39. Safety Details	40. Crash Detail Color Coded
41. Inspections with Shared Equipment	42. Inspection Tabular Details
43. Inspection Summary By Month	44. VIN Inspection Violation Details
45. Inspection History	46. Crash Hot Spots
47. DOT MCS-150 History Equipment and Driver Details	48. Chameleon



Business Address

201 N 21ST ST APT 7
MOUNT VERNON, WA
98273

Contact Info

(732)-277-1577

SKYWINGTRUCKINGLLC@GMAIL.COM

FHWA Address

201 N 21ST ST APT 7
MOUNT VERNON, WA, 98273

Phone: (732)-277-1577

Mailing Address


201 N 21ST ST APT 8
MOUNT VERNON, WA
98273

Overview ToC

Operating Status: AUTHORIZED FOR Property
2 other companies viewed this DOT in the past two months
Crash/PU ratio: 0.0%
Clean Inspection ratio: 50.0%

Estimated BASIC Scores (as of 7/25/2025)

	Unsafe Driving	Hours of Service	Driver Fitness	Controlled Sub. and Alcohol	Vehicle Maintenance	HM Compliance	Crash
Relative Scores	0% ○	0% ○	0% ○	0% ○	0% ⬆	0% ○	0% ○
Alert Status	No	No	No	No	No	No	No



Estimated Inspection Selection System (ISS) Score: 72
Category: Optional Inspect

* The Estimated ISS score is based on Insufficient Data Algorithm *

BASIC Scores History - Unsafe Driving ToC

There are no Scores for this BASIC

BASIC Scores History - Hours of Service ToC

There are no Scores for this BASIC

BASIC Scores History - Driver Fitness ToC

There are no Scores for this BASIC

BASIC Scores History - Controlled Substance ToC

There are no Scores for this BASIC



BASIC Scores History - Vehicle Maintenance ToC

There are no Scores for this BASIC

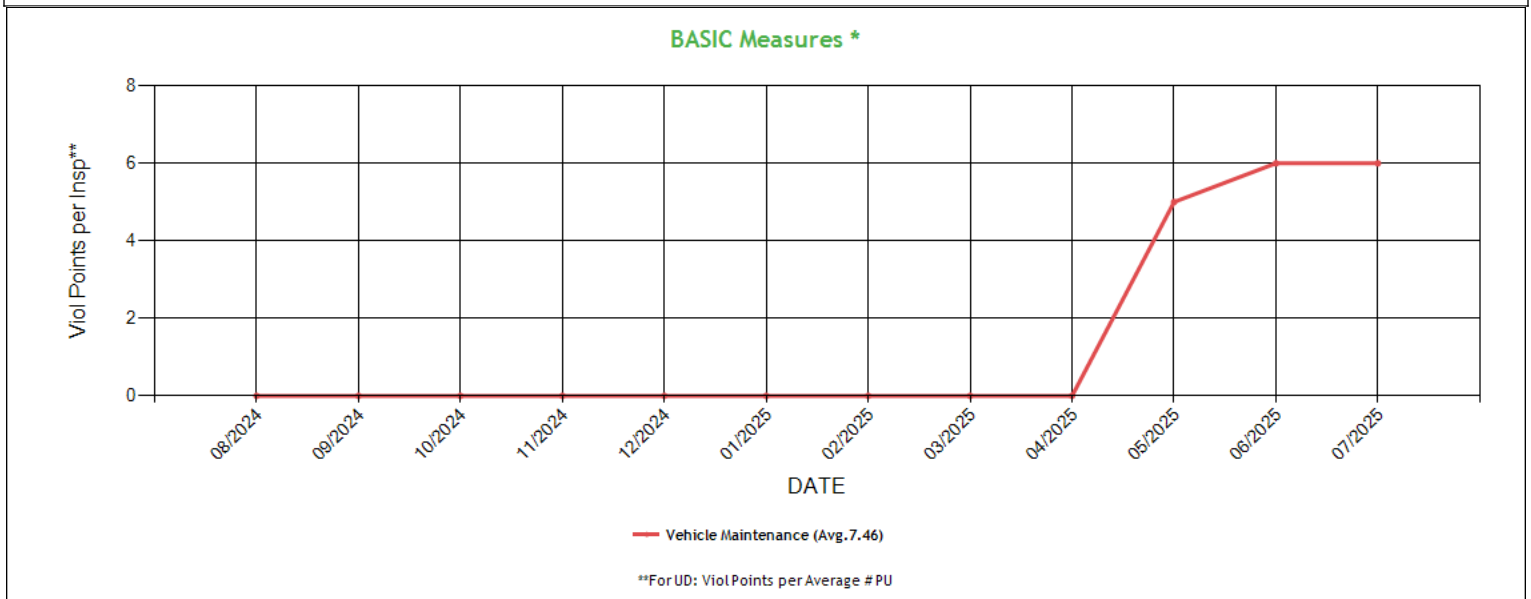
BASIC Scores History - Crash ToC

There are no Scores for this BASIC

BASIC Scores History - Hazmat ToC

There are no Scores for this BASIC

BASIC Measures: Violation Points per Inspection Trends ToC



* BASIC Measures are the absolute SMS scores that are compared within each Safety Event Group to determine the BASIC Score percentiles. Averages based on fleets with 1-5 power units.



BASIC Measures * - Table ToC

UD-Unsafe Driving, HOS-Hours of Service, DF-Driver Fitness, CS-Controlled Substances, VM-Vehicle Maintenance

Date	UD Measure	UD AC	UD with Viol	HOS Measure	HOS AC	HOS with Viol	DF Measure	DF AC	DF with Viol	CS Measure	CS AC	CS with Viol	VM Measure	VM AC	VM with Viol
07/2025	0.00	N	0	0.00	N	0	0.00	N	0	0.00	N	0	6.00	N	1
06/2025	0.00	N	0	0.00	N	0	0.00	N	0	0.00	N	0	6.00	N	1
05/2025	0.00	N	0	0.00	N	0	0.00	N	0	0.00	N	0	5.00	N	1
04/2025	0.00	N	0	0.00	N	0	0.00	N	0	0.00	N	0	0.00	N	0
03/2025	0.00	N	0	0.00	N	0	0.00	N	0	0.00	N	0	0.00	N	0
02/2025	0.00	N	0	0.00	N	0	0.00	N	0	0.00	N	0	0.00	N	0
01/2025	0.00	N	0	0.00	N	0	0.00	N	0	0.00	N	0	0.00	N	0
12/2024	0.00	N	0	0.00	N	0	0.00	N	0	0.00	N	0	0.00	N	0
11/2024	0.00	N	0	0.00	N	0	0.00	N	0	0.00	N	0	0.00	N	0
10/2024	0.00	N	0	0.00	N	0	0.00	N	0	0.00	N	0	0.00	N	0
09/2024	0.00	N	0	0.00	N	0	0.00	N	0	0.00	N	0	0.00	N	0
08/2024	0.00	N	0	0.00	N	0	0.00	N	0	0.00	N	0	0.00	N	0

* BASIC Measures are the absolute SMS scores that are compared within each Safety Event Group to determine the BASIC Score percentiles.

KPI: BASIC Measures by Fleet Size and Cargo Group ToC

Fleet Size: 1-5 PUs

	Unsafe Driving		Hours of Service		Driver Fitness		Controlled Substance		Vehicle Maintenance		HM Compliance		Crash	
Cargo Group (Companies)	Avg.	Comp. to Avg.	Avg.	Comp. to Avg.	Avg.	Comp. to Avg.	Avg.	Comp. to Avg.	Avg.	Comp. to Avg.	Avg.	Comp. to Avg.	Avg.	Comp. to Avg.
General Freight (489170)	0.79	Better	0.21	Better	0.20	Better	0.01	Better	1.87	Worse	0.01	Better	0.06	Better
SKY WING TRUCKING LLC	0.00		0.00		0.00		0.00		6.00		0.00		0.00	

Estimated ISS Score: 72 Optional Inspect ToC About the Inspection Selection System

Estimated ISS Score History - Table ToC

Date	Estimated ISS Score	Recommendation	Algorithm
07/25/2025	72	Optional Inspect	Insufficient Data Algorithm
06/30/2025	72	Optional Inspect	Insufficient Data Algorithm
05/31/2025	72	Optional Inspect	Insufficient Data Algorithm
04/25/2025	65	Optional Inspect	Insufficient Data Algorithm
03/28/2025	65	Optional Inspect	Insufficient Data Algorithm
02/28/2025	64	Optional Inspect	Insufficient Data Algorithm
01/31/2025	68	Optional Inspect	Insufficient Data Algorithm
12/27/2024	69	Optional Inspect	Insufficient Data Algorithm
11/29/2024	63	Optional Inspect	Insufficient Data Algorithm
10/25/2024	63	Optional Inspect	Insufficient Data Algorithm
09/27/2024	63	Optional Inspect	Insufficient Data Algorithm
08/30/2024	63	Optional Inspect	Insufficient Data Algorithm

Investigation Results ToC

No Investigations reported on FMCSA website



Penalties History [ToC](#)

There is a problem with the Penalties data on FMCSA website.

Acute Critical Violations (Based on Investigations as per CSA Methodology Appendix A) [ToC](#)

No Data

No red flag violations in the last 24 months

DOT Registration Information: The following information on this specific DOT # is from the Federal DOT (as of Operating Authority)

DOT Registration: 08/23/2024		Total Power Units: 1	Total Trucks: 1	Total Trailers: 1	Total Passenger Vehicles: 0
Status	Entity Type	Organization Type	Nation	Total Cars	Drivers / CDL Drivers
A	C	-	US	0	1* / 1
MCS-150 Date	Op Codes	Shipper Op Codes	Shipper HazMat Op Codes	Latest Review Type	Latest Review Document Number(Date)
10/08/2024	A				()
MCS-150 Mileage (Year)	Record Update Date	Transports Hazmats	DOT Census Date	Recordable Accident Rate	Preventable Accident Rate
10,000 (2023)	10/08/2024	N		0%	0%
MCS-151 Mileage	Safety Rating (Date)	SEA Accident	SEA Driver	SEA Vehicle	SEA Management
111072	None (None)	0%	0%	0%	0%
Classification Codes		Cargo Carried (per MCS-150)			
Authorized-For-Hire		General Freight			

DOT MCS-150 History [ToC](#)

(as of 10/14/2024 DOT census)

Census Date	MCS-150 Date	MCS-150 Mileage	VMT Year	Power Units	Drivers	Trailers	Company Rep1	Company Rep2	Email
10/14/2024	10/8/2024	10000	2023	1	1	-	DAVINDERPAL SINGH		SKYWINGTRUCKINGLLC@GMAIL.COM
9/10/2024	8/23/2024	0		1	1	-	BALVIR SINGH		SKYWINGTRUCKINGLLC@GMAIL.COM

Crash Summary Chart [ToC](#)Crashes Summary - Chart (based on all available crash data)

No Data

Crashes Summary - Table (based on all available crash data) [ToC](#)

	TOTAL	Last 6 months	7-12 months	13-18 months	19-24 months	25-30 months	30-36 months	37-41 months	42-48 months	Over 49 months
Total Reportable	0	0	0	0	0	0	0	0	0	0
Fatalities	0	0	0	0	0	0	0	0	0	0
Injuries	0	0	0	0	0	0	0	0	0	0
Tow Away	0	0	0	0	0	0	0	0	0	0
With Citations	0	0	0	0	0	0	0	0	0	0
Federal Recordable	0	0	0	0	0	0	0	0	0	0
Preventable	0	0	0	0	0	0	0	0	0	0
Crash per Pwr Unit	-	0.0%	0.0%	0.0%	0.0%	0.0%	0.0%	0.0%	0.0%	-



Inspection Summary ToC

The following inspection information is based on results for 24 months prior to: 08/19/2025. Please note that the total inspections number is not necessarily the total of the vehicle, driver and hazmat inspections, as one inspection may have included any combination of the below inspections.

Overall	Vehicle	Driver	Hazmat
(Please note that the total inspections number is not necessarily the total of the vehicle, driver and hazmat inspections, as one inspection may have included any combination of the below inspections) Total Inspections: 3 Total Out of Service: 1 Out of Service: 33.33% National Average: 18.09% Difference: 15.24%	Total Inspections: 2 Total Out of Service: 1 Out of Service: 50.00% National Average: 22.26% Difference: 27.74%	Total Inspections: 3 Total Out of Service: 0 Out of Service: 0.00% National Average: 6.67% Difference: -6.67%	Total Inspections: 0 Total Out of Service: 0 Out of Service: 0.00% National Average: 4.44% Difference: -4.44%

KPI: Inspection Viol OOS Rates by Cargo Group ToC

Cargo Group	OVERALL		VEHICLE		DRIVER		HAZMAT	
	Average	Compared to Average	Average	Compared to Average	Average	Compared to Average	Average	Compared to Average
General Freight	29.02%	Worse	25.21%	Worse	12.90%	Better	0.16%	Better
SKY WING TRUCKING LLC	33.33%		50.0%		0%		0%	

FHWA Registration Information: The following data on this Motor Carrier is from the Federal Hwy Administration (as of 8/20/2025)

Docket Number	DOT Number	Company Name	DBA Name	Address	City	State	Country	ZIP Code
MC1667154	4286487	SKY WING TRUCKING LLC		201 N 21ST ST APT 7	MOUNT VERNON	WA	US	98273
Phone Number	Fax Number	Mail Address	Mail City	Mail State	Mail Contry	Mail ZIP Code	Mail Phone Number	Mail Fax Number
(732)-277-1577								
Date of Last Change	Freight	Passenger	Household Goods	Active Authority	Pending Authority	Revocation Pending Authority		
8/20/2025	Y	N	N	/ Common /	/	/ Common /		

Insurance Required (as of 08/20/2025) ToC

Docket Number	Insurance Type	Insurance Required	Insurance on File
MC1667154	BIPD	\$750k	\$750k
MC1667154	Cargo	No	No
MC1667154	Bond	No	No

Active / Pending Insurance (as of 08/20/2025)

Docket Number	Form	Type	Insurance Carrier	Policy/Surety	Coverage From	Coverage To	Required	On File	Effective Date	Cancel Date
MC1667154	91X	BIPD/Primary	AMTRUST INSURANCE COMPANY	KMC1067769	\$0k	\$750k	\$750k	\$750k	09/12/2024	09/12/2025

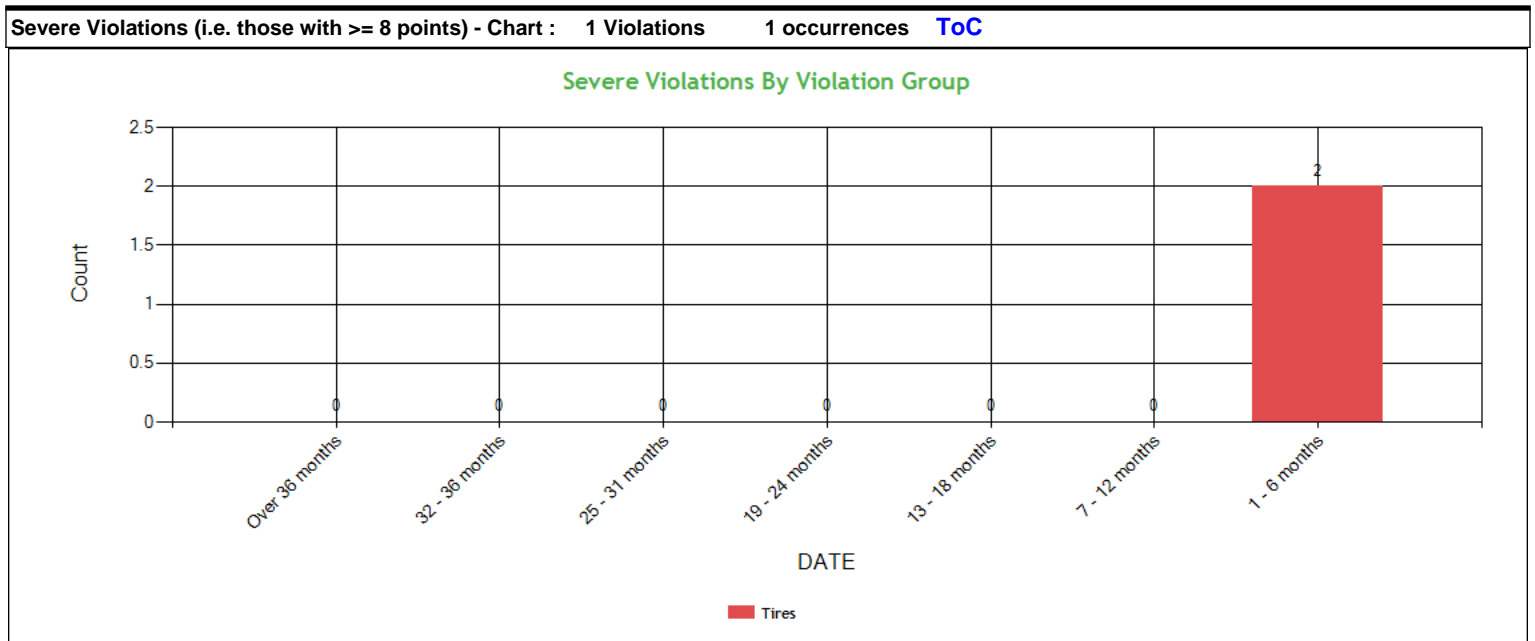
Insurance History (as of 08/20/2025)

No Data for Insurance History (as of 08/20/2025)



FHWA Authorities (as of 08/20/2025) ToC								
Docket#	L&I Name	Active Authority	Inactive Authority	Pending Authority	Revocation Pending Authority	Freight	Passenger	Household Goods
MC1667154	SKY WING TRUCKING LLC	Common /			Common /	Yes	No	No

Authority History (as of 08/20/2025)				
Docket Number	Sub	Auth Type	Original Action	Disposition
MC1667154		COMMON	GRANTED 9/19/2024 12:00:00 AM	



Severe Violations (i.e. those with >= 8 points) - Table : 1 Violations 2 occurrences ToC												
Code	Description	Category	BASIC Weight	Total count	Last 6 month s	7-12 month s	13-18 month s	19-24 month s	25-31 month s	32-36 month s	Over 36 month s	
393.75A3TAOL	TIRES - ALL OTHERS LEAKING OR INFLATION LESS THAN 50% OF THE MAXIMUM INFLATION PRESSURE.	Tires	8	2	2	0	0	0	0	0	0	

Violation Report ToC						
Inspection Date	Inspection State	BASIC	Violation Description	OOS	VIN	Severity Points
06/03/2025	OR	Vehicle Maintenance	393.75A3TAOL - TIRES - ALL OTHERS LEAKING OR INFLATION LESS THAN 50% OF THE MAXIMUM INFLATION PRESSURE.	Yes	3H3V532K2NJ599001	8

No filters were applied when generating this report, see the live report for more options.

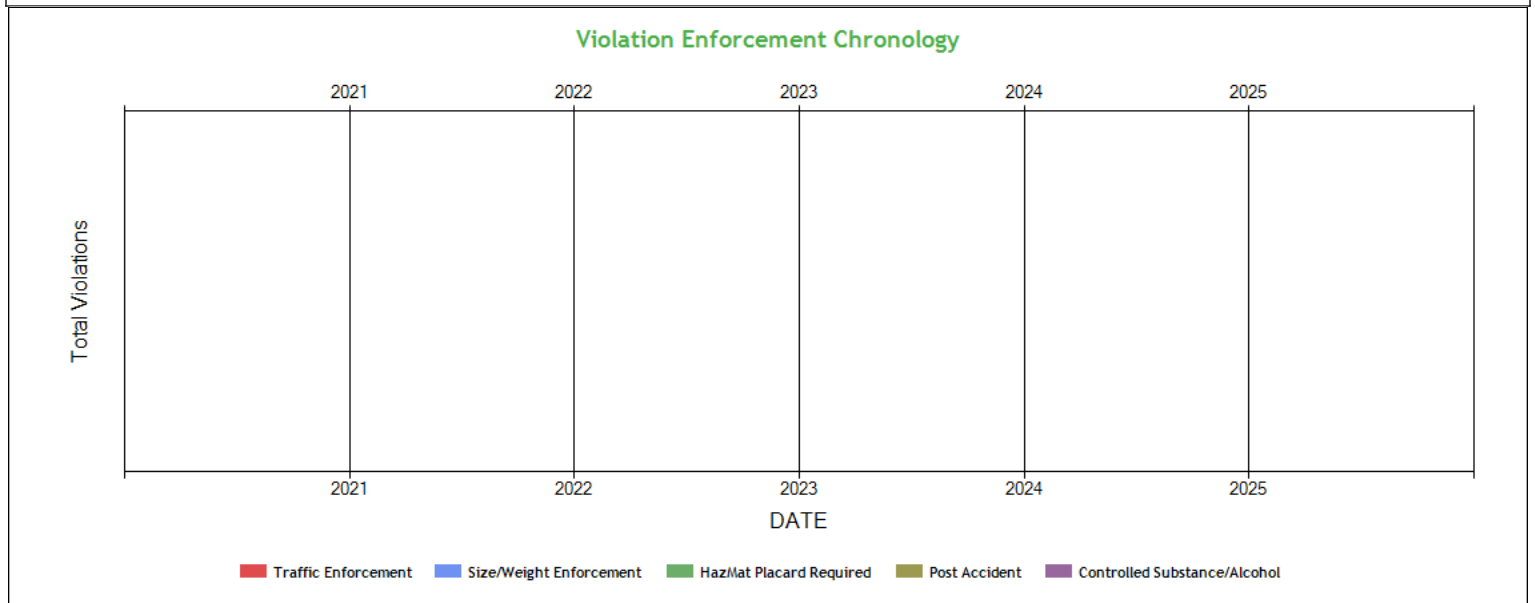


Violation Summary [ToC](#)

BASIC	Violation Group	Code	Description	# of Violations	# of OOS Violations	Severity Points
Vehicle Maintenance	Tires	393.75A3TAOL	TIRES - ALL OTHERS LEAKING OR INFLATION LESS THAN 50% OF THE MAXIMUM INFLATION PRESSURE.	1	1	8

No filters were applied when generating this report, see the live report for more options.

Violation Enforcement Chronology - Chart [ToC](#)

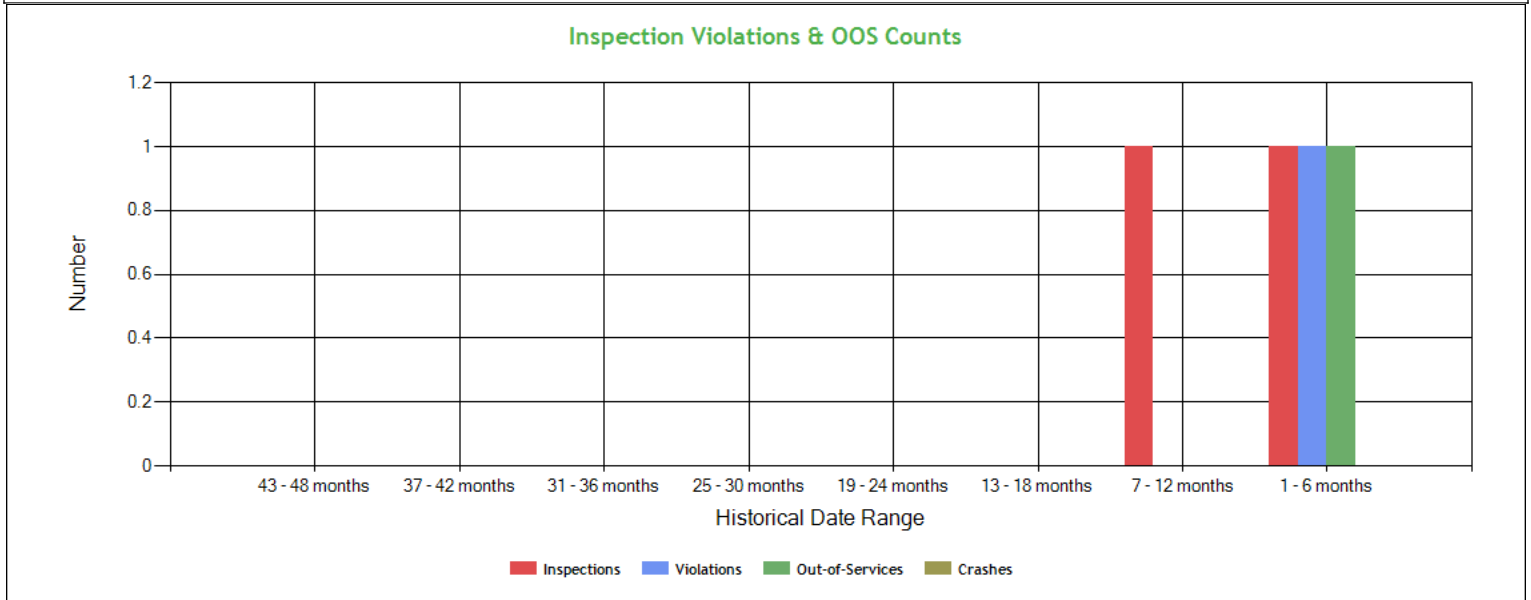


Violation Enforcement Chronology - Table [ToC](#)

	2021	2022	2023	2024	2025
Traffic Enforcement	0	0	0	0	0
Size/Weight Enforcement	0	0	0	0	0
HazMat Placard Required	0	0	0	0	0
Post Accident	0	0	0	0	0
Controlled Substance/Alcohol	0	0	0	0	0



Inspection Violations & OOS Counts - Chart [ToC](#)



Inspection Violations & OOS Counts - Table [ToC](#)

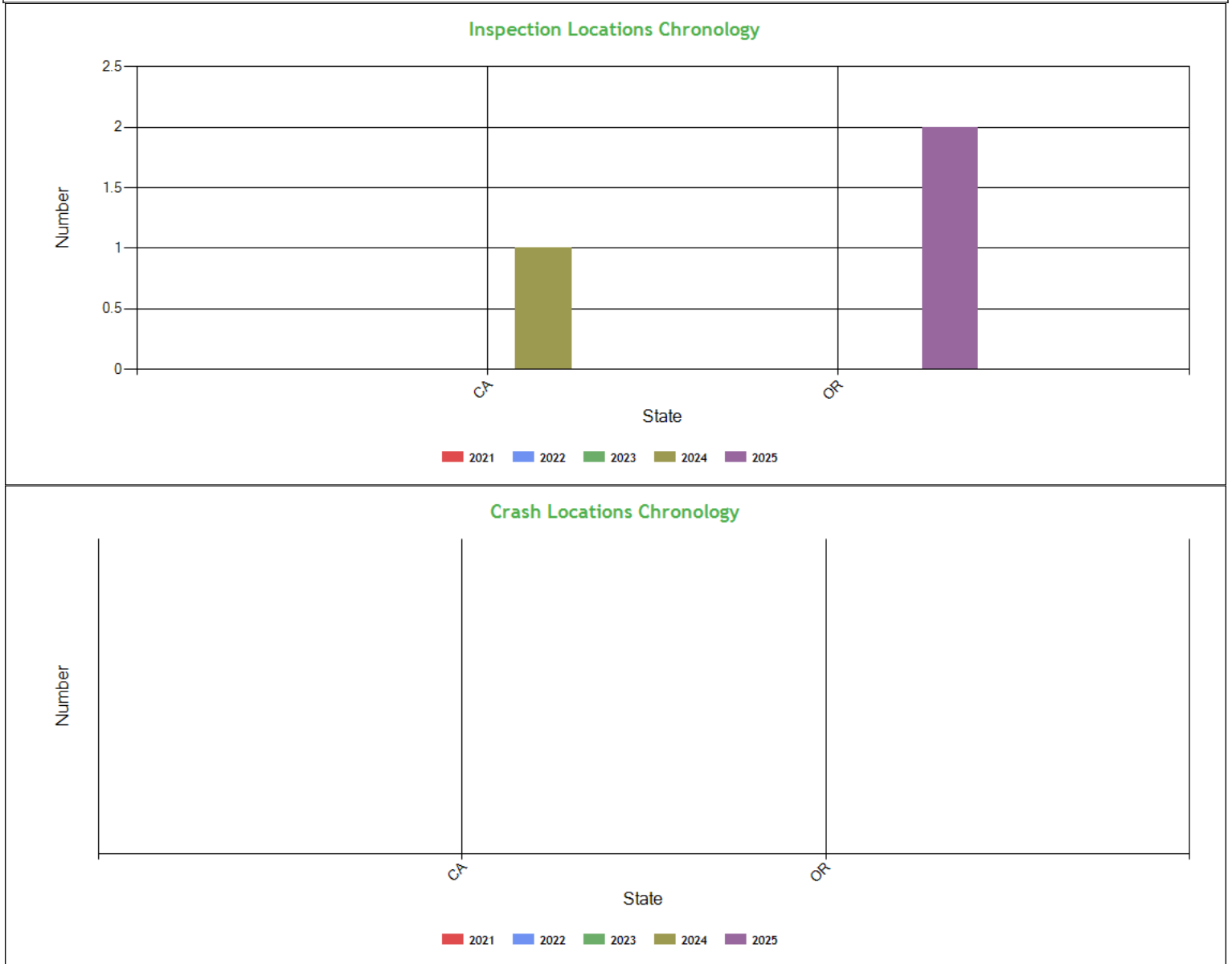
Date Range	Inspections	Violations	Out-of-Services	Crashes
TOTAL	3	1	1	0
1 - 6 months	1	1	1	0
7 - 12 months	1	0	0	0
13 - 18 months	0	0	0	0
19 - 24 months	0	0	0	0
25 - 30 months	0	0	0	0
31 - 36 months	0	0	0	0
37 - 42 months	0	0	0	0
43 - 48 months	0	0	0	0

Radius of Operation (based on Inspections and Crashes during the past 3 years) [ToC](#)

	Total	Drive between 0 and 50 miles radius	Drive between 51 and 200 miles radius	Drive between 201 and 300 miles radius	Drive between 301 and 400 miles radius	Drive between 401 and 500 miles radius	Drive between 501 and 600 miles radius	Drive beyond 600 miles radius
Power Units (i.e. unique VINs)	2	0	0	1	0	1	0	0
Percent	100%	0%	0%	50%	0%	50%	0%	0%



Inspection & Crash Locations - Chart ToC



Inspection & Crash Locations - Table ToC

State	Inspections					Violations					Out-of-Services					Crashes				
	2021	2022	2023	2024	2025	2021	2022	2023	2024	2025	2021	2022	2023	2024	2025	2021	2022	2023	2024	2025
TOTAL	0	0	0	1	2	0	0	0	0	1	0	0	0	0	1	0	0	0	0	0
CA	0	0	0	1	0	0	0	0	0	0	0	0	0	0	0	0	0	0	0	0
OR	0	0	0	0	2	0	0	0	0	1	0	0	0	0	1	0	0	0	0	0

Hot Spot Summary ToC

Year	Month	Level 5	Level 5 %	Level 4	Level 4 %	Level 3	Level 3 %	Level 2	Level 2 %	Level 1	Level 1 %	Level 0	Level 0 %	Levels 1 - 5	Levels 1 - 5 %
2025	August (Partial)	0	0.00%	0	0.00%	0	0.00%	0	0.00%	0	0.00%	1	33.33%	0	0.00%
2025	June	0	0.00%	0	0.00%	0	0.00%	0	0.00%	0	0.00%	1	33.33%	0	0.00%



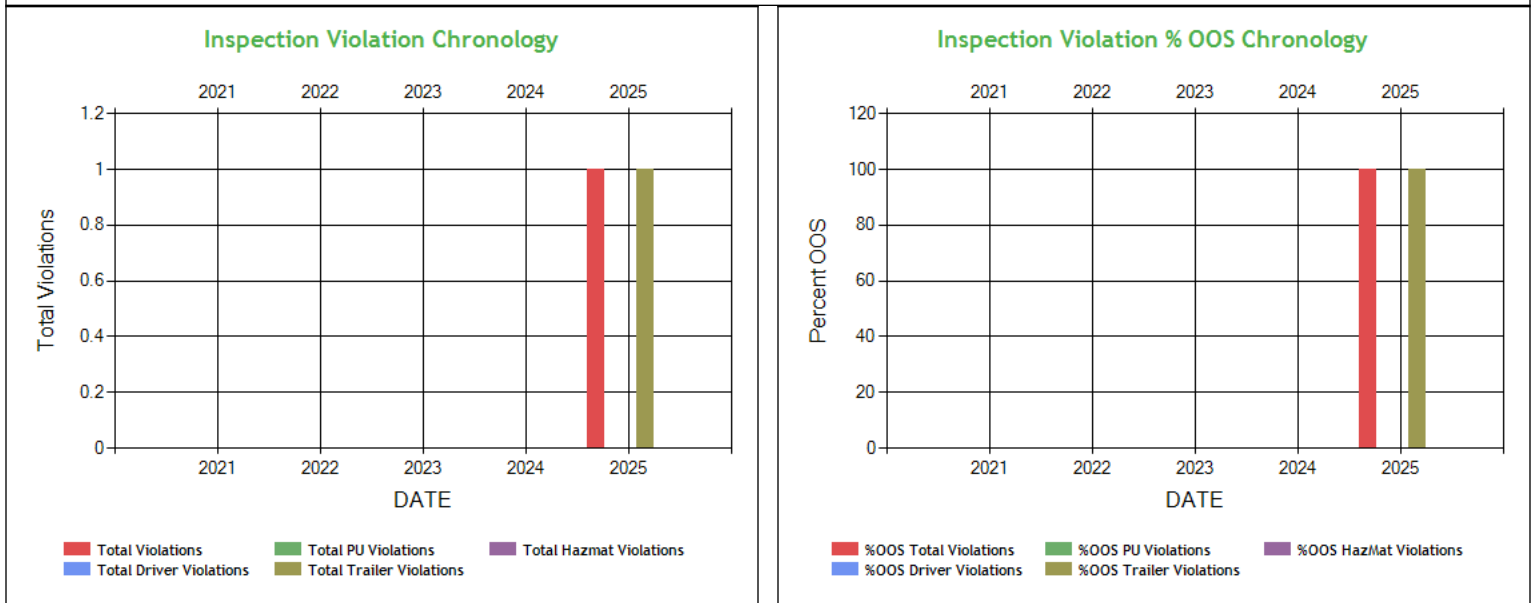
2024	December	0	0.00%	0	0.00%	0	0.00%	0	0.00%	1	33.33%	0	0.00%	1	33.33%
Totals		0	0.00%	0	0.00%	0	0.00%	0	0.00%	1	33.33%	2	66.66%	1	33.33%

Hot Spot Analysis

State	County	Level	Count	Percentage
CA	Siskiyou	1	1	33.33%

Report generated using the last 12 full months of inspection data

Inspection Violation % OOS Chronology - Chart [ToC](#)

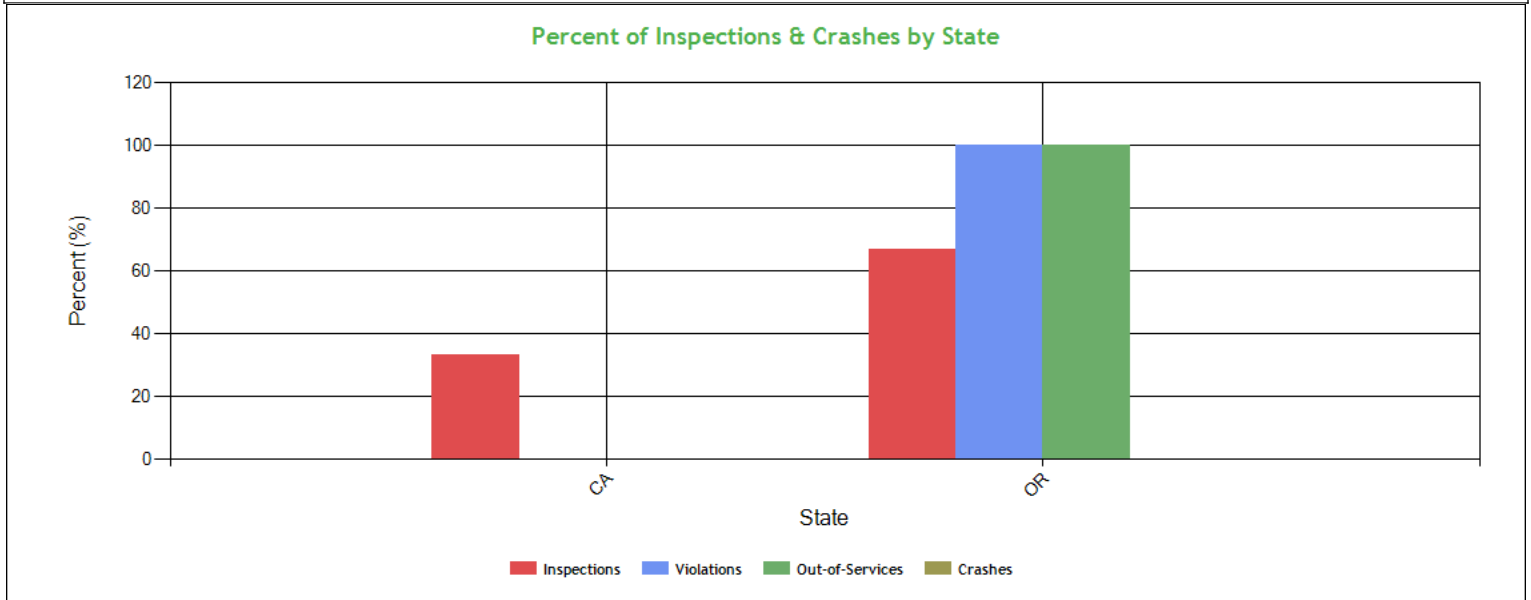


Inspection Violation % OOS Chronology - Table [ToC](#)

	2021	2022	2023	2024	2025
Total Violations	0	0	0	0	1
Total Out Of Services	0	0	0	0	1
%OOS Total Violations	0	0	0	0	100
Total Driver Violations	0	0	0	0	0
Total Driver Out Of Services	0	0	0	0	0
%OOS Driver Violations	0	0	0	0	0
Total PU Violations	0	0	0	0	0
Total PU Out Of Services	0	0	0	0	0
%OOS PU Violations	0	0	0	0	0
Total Trailer Violations	0	0	0	0	1
Total Trailer Out Of Services	0	0	0	0	1
%OOS Trailer Violations	0	0	0	0	100
Total Hazmat Violations	0	0	0	0	0
Total Hazmat Out Of Services	0	0	0	0	0
%OOS HazMat Violations	0	0	0	0	0



Percent of Insp & Crash by State - Chart ToC



Percent of Insp & Crash by State - Table (based on Inspection data from the last 4 years) ToC

State	Inspections		Violations		Out-of-Services		Crashes	
	Total	Percent	Total	Percent	Total	Percent	Total	Percent
	3	100	1	100	1	100	0	100
CA	1	33.3	0	0	0	0	0	0
OR	2	66.7	1	100	1	100	0	0

VIN Insp Summary by State (based on inspection from the last 2 years) ToC

VIN	Insp	Viol Pts	Counts in each State			
			OR		CA	
			Insp	Viol Pts	Insp	Viol Pts
TOTALS	5/0*	3/8**	2	8	1	0
1UYVS2531P3698112	1	0	1	0	0	0
1UYVS2539L7811601	1	0	0	0	1	0
3AKJGLD56GSHD3259	1	0	0	0	1	0
3AKJHHDR5LSKZ8338	1	0	1	0	0	0
3H3V532K2NJ599001	1	8	1	8	0	0

*<Total number of inspections for these 5 VIN(s)>/n<Total number of inspections for these 2 state(s)>

**<Total severity sum for these 5 VIN(s)>/n<Total severity sum for these 2 state(s)>

Violations By Unit Type ToC

of Violations: 1 Total Severity: 8 based on inspections in the last 2 years

Violation Unit: Trailer	# of Violations: 1	Total Severity: 8	% of Total: 100%
Viol. Group: Tires	# of Violations: 1	Total Severity: 8	% of Total: 100%
Violation	Number of Occurrences	Viol. Severity	Total Severity
393.75A3TAOL:TIRES - ALL OTHERS LEAKING OR INFLATION LESS THAN	1	8	8



Equipment Ownership **ToC** **Equipment Ownership** (based on MCS-150 dated 10/8/2024)

	Trucks	Tractors	Trailers	Motor Coaches	Vans
Owned	0	1	1	0	0
Term Leased	0	0	0	0	0
Trip Leased	0	0	0	0	0
Total No.	0	1	1	0	0

Equipment Details Power Units **ToC**

VIN	Latest Insp Date	Year	Make	Model	Body Class	Body Type	Axles	Len	Fuel Type
3AKJHHDR5LS KZ8338	08/14/2025	2020	FREIGHTLINER	New Cascadia 126" Sleepercab	Truck-Tractor	-	-	-	Diesel
3AKJGLD56GS HD3259	06/03/2025	2016	FREIGHTLINER	Cascadia	Truck-Tractor	-	-	-	Diesel

Equipment Details Trailers

VIN	Latest Insp Date	Year	Make	Model	Body Class	Body Type	Axles	Len	Fuel Type
1UYVS2531P36 98112	08/14/2025	2023	UTILITY TRAILER MANUFACTUR ER	Utility Trailer Manufacturer	Trailer	Van Trailer	2	53	-
3H3V532K2NJ5 99001	06/03/2025	2022	HYUNDAI TRANSLAD TRAILERS	Hyundai Translead Trailers	Trailer	Box or Van Enclosed Trailer	2	53	Not Applicable
1UYVS2539L78 11601	12/18/2024	2020	UTILITY TRAILER MANUFACTUR ER	Utility Trailer Manufacturer	Trailer	Van Trailer	2	53	-

Vehicle Age **ToC**

Year	# Power Units	PU Percentage	# Trailers	Trailres Percentage
2023	0	0.00%	1	33.33%
2022	0	0.00%	1	33.33%
2020	1	50.00%	1	33.33%
2016	1	50.00%	0	0.00%

Based on 24 months of inspection data, see the live report for more options

States of Power Unit Registrations **ToC**

State	CA	OR
Number of Power Units	1	2

Equipment Acquisitions - Table **ToC**

	Power Units inspected for 1st time in past 12 months	Power Units inspected for 1st time in past 24 months	Power Units inspected during entire date range	Trailers inspected for 1st time in past 12 months	Trailers inspected for 1st time in past 24 months	Trailers inspected during entire date range
Unique VINs	2	2	2	3	3	3
Unique License Plates	2	2	2	3	3	3
License Plate States	1	1	1	2	2	2



Driver Details ToC Driver Details (based on MCS-150 dated 10/8/2024)			
	Within 100 mi	Beyond 100 mi	TOTAL
# Drivers Interstate	0	1	1
# Drivers Intrastate	0	0	0
TOTAL	0	1	/
Avg. # Trip Lease Drivers/Mo: 0 # Drivers Grand Total: 1 # Drivers Commercially Licensed: 1			

Shared VIN Summary ToC

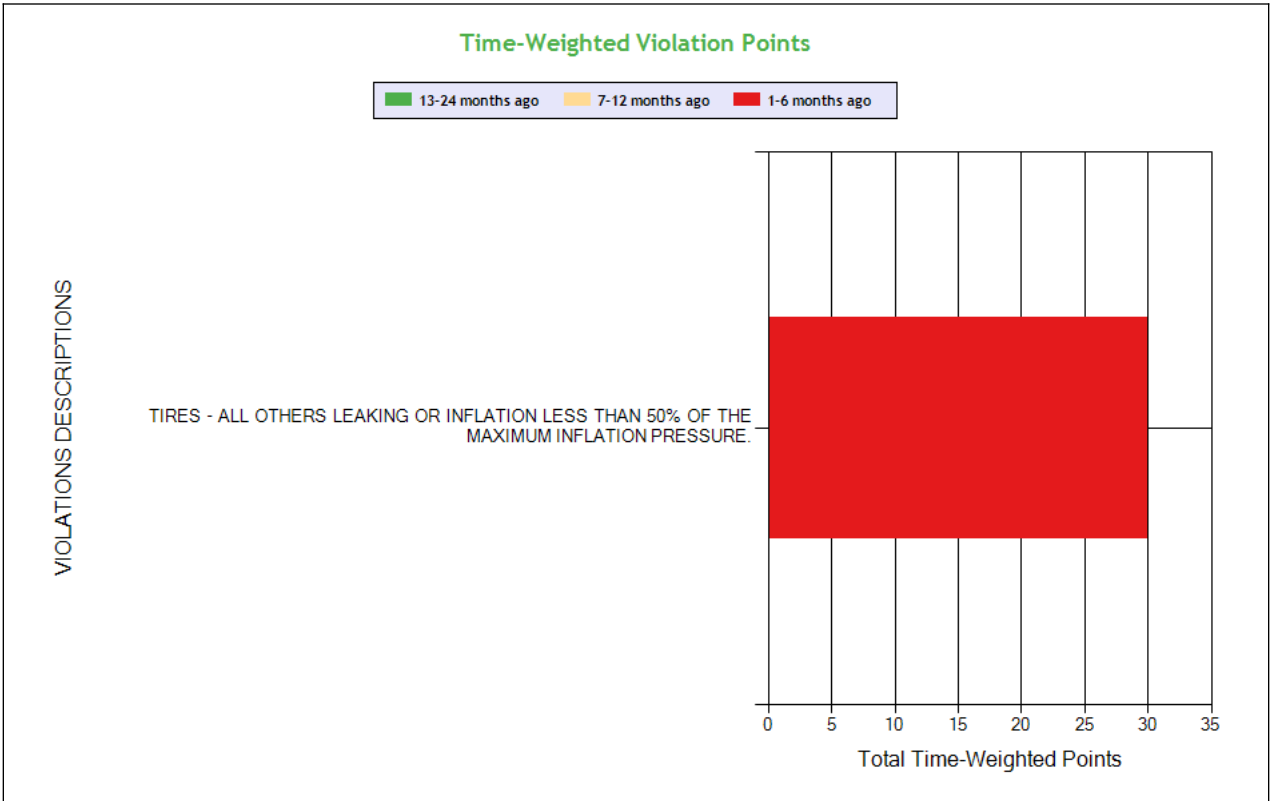
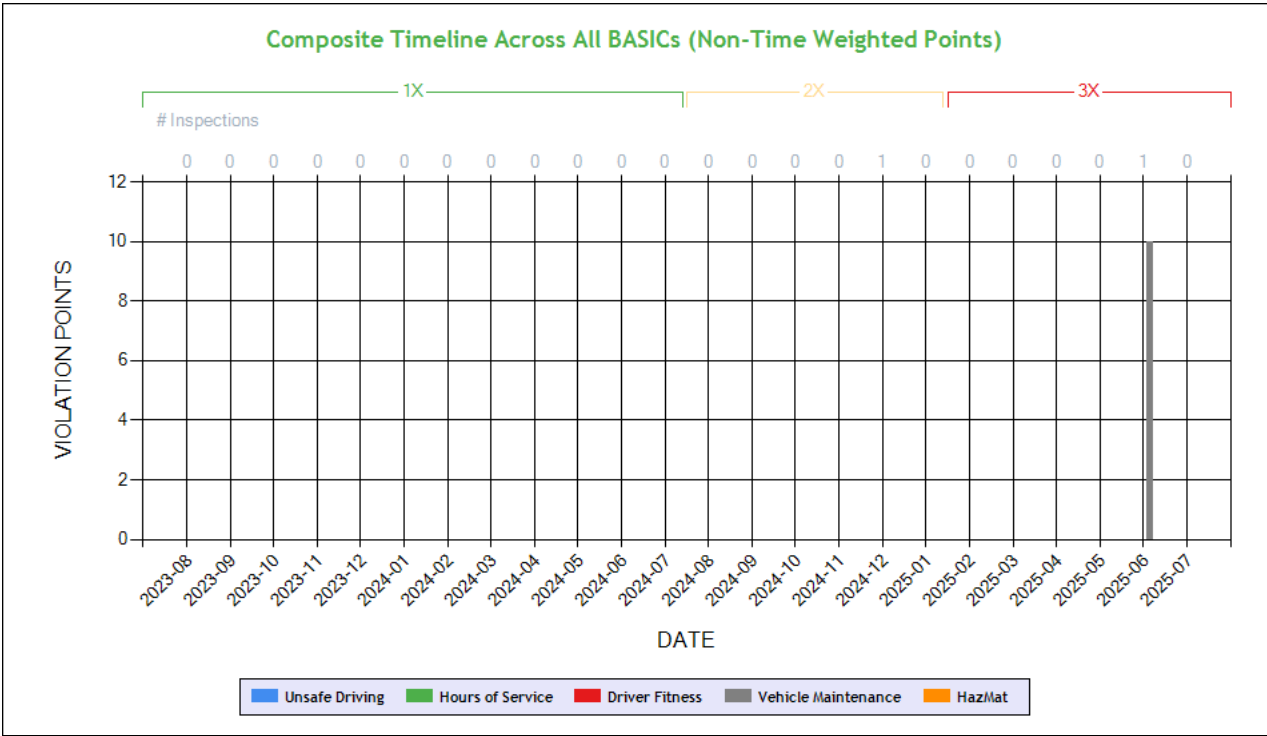
No Data

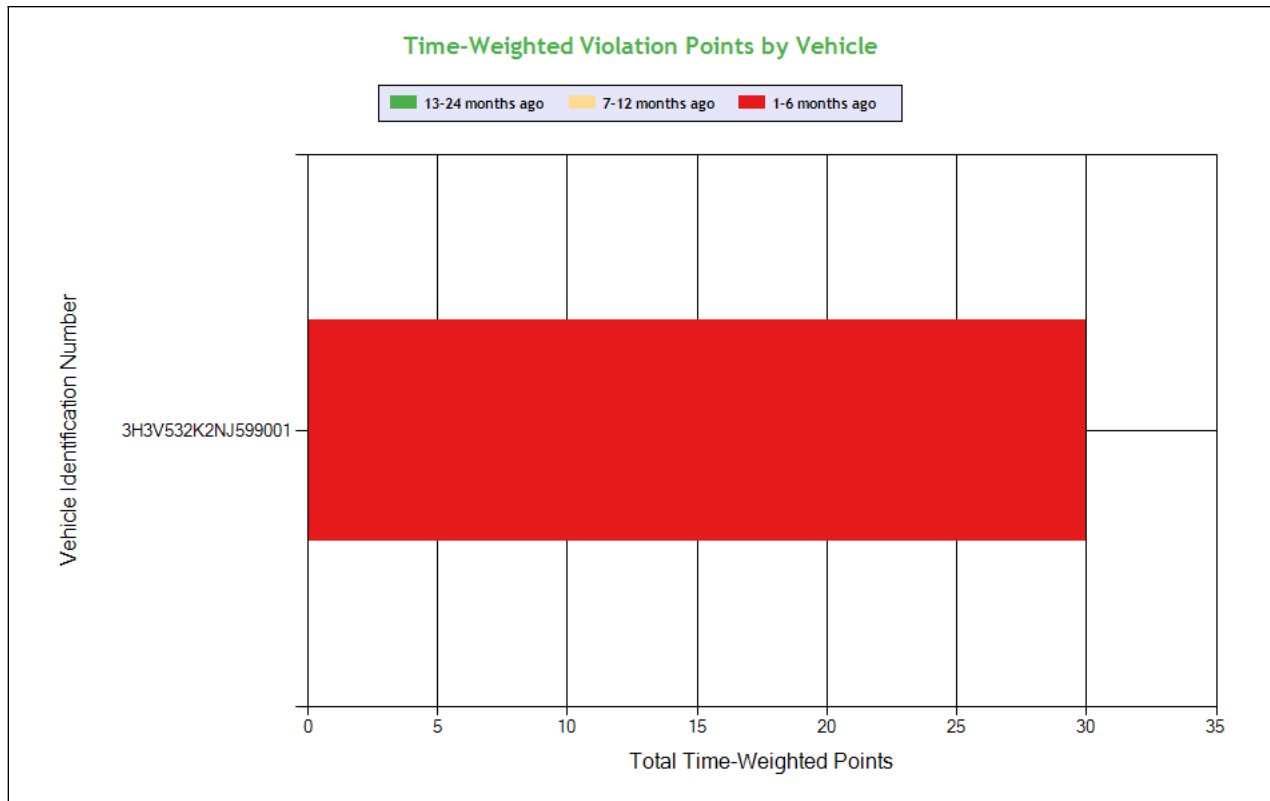
SHIPPERS DETAIL **ToC** based on Inspection results for the last 4 years

Shipper Name	Number of Inspections	Shipper Name	Number of Inspections
No Shipper listed	1	NORPAC	1
SELAH WAREHOUSE	1		



Carrier Underwriting Report Safety Summary ToC





See the Excel file for the complete analysis

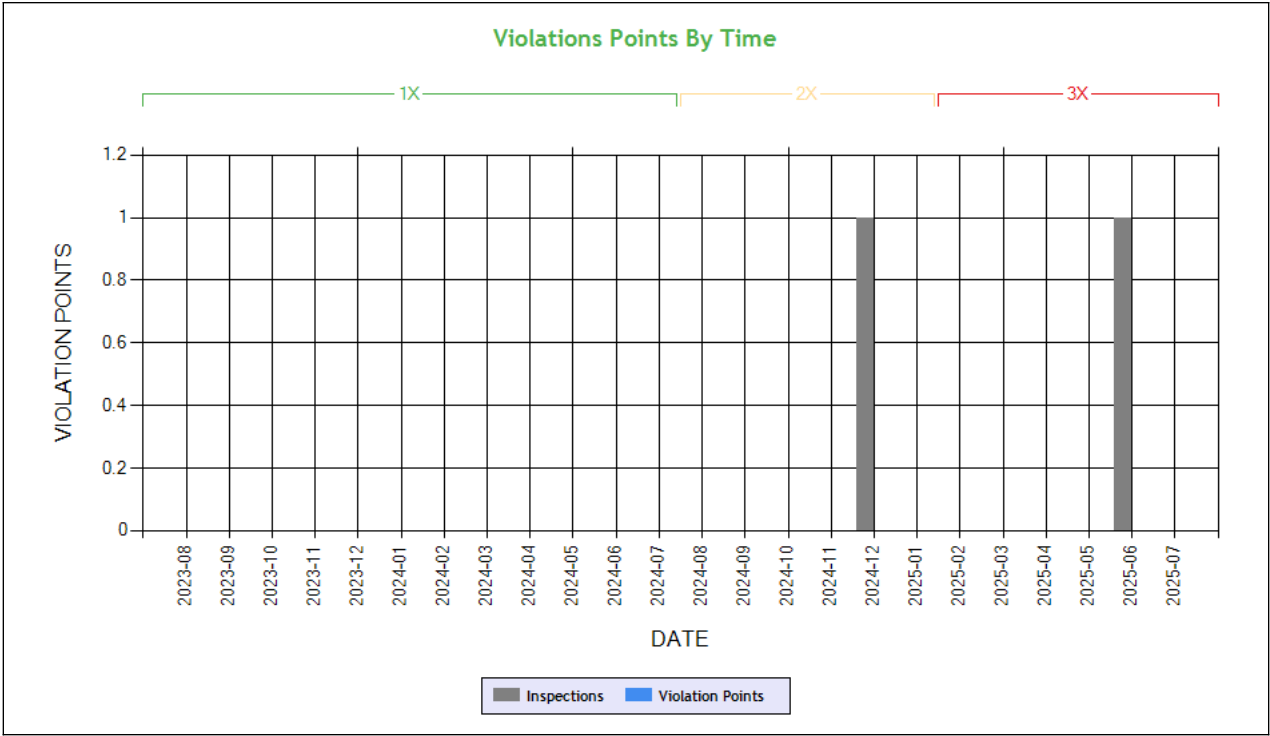
Violations is in (1-6/7-12/13-24mo)

Shaded = Out Of Service Violation			
Violation Group			Tires
Violation Description	Total Time-weighted Points by VIN	% of Total Time-weighted Points by VIN	TIRES - ALL OTHERS LEAKING OR INFLATION LESS THAN 50% OF THE MAXIMUM INFLATION PRESSURE.
Driver Resp			Yes
Total Time-weighted Points			30
% Total Time-Wt Pts			100
3H3V532K2NJ599001	30	100	30 (1/0/0)



SAFETY ANALYSIS ToC

Unsafe Driving



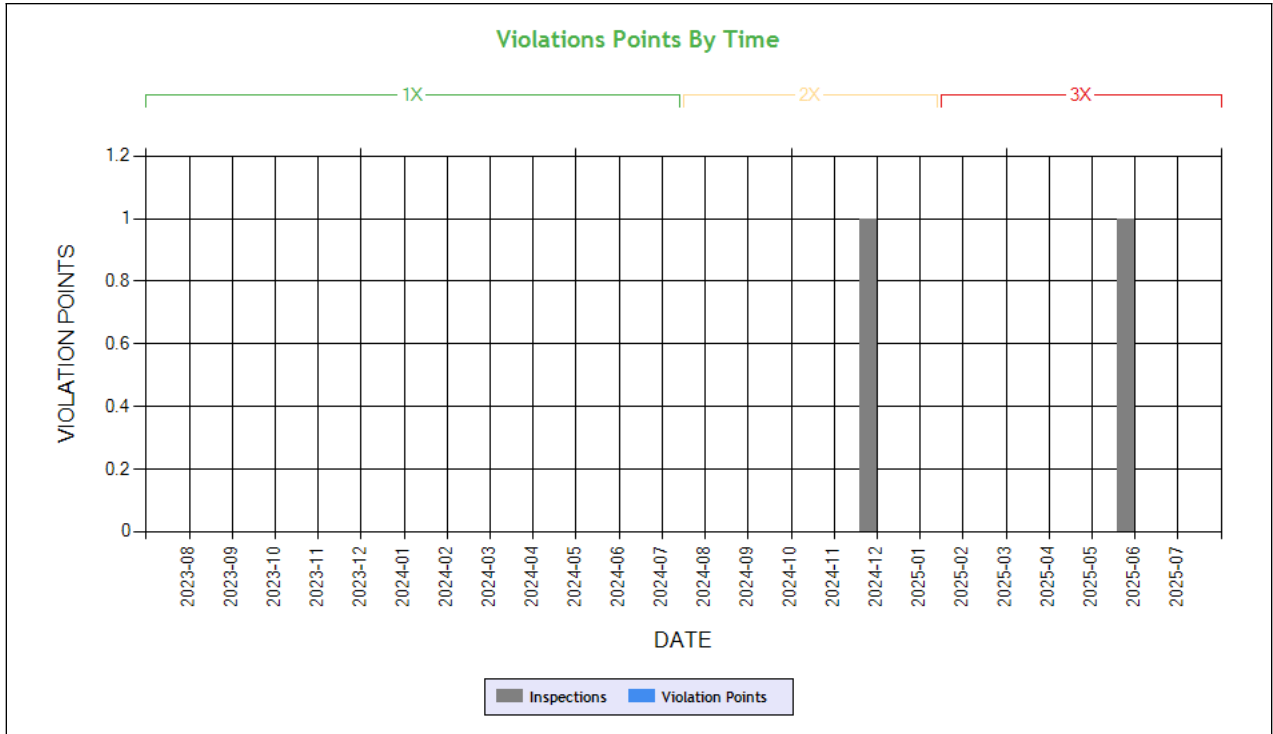
Time-Weighted Violation Points - no data available to draw a chart
Time-Weighted Severity Points by Vehicle - no data available to draw a chart

See the Excel file for the complete analysis # Violations is in (1-6/7-12/13-24mo)

Shaded = Out Of Service Violation		
Violation Group		
Violation Description	Total Time-weighted Points by VIN	% of Total Time-weighted Points by VIN
Driver Resp		
Total Time-weighted Points		
% Total Time-Wt Pts		

HOS Compliance

Time-Weighted Violation Points - no data available to draw a chart
Time-Weighted Severity Points by Vehicle - no data available to draw a chart



Carrier Software
 1-800-646-5152
 info@CarrierSoftware.com

CONFIDENTIAL - Intended for use by Amerigo Insurance Agency - Date: 8/21/2025
SKY WING TRUCKING LLC - DOT# 4286487 / MC1667154

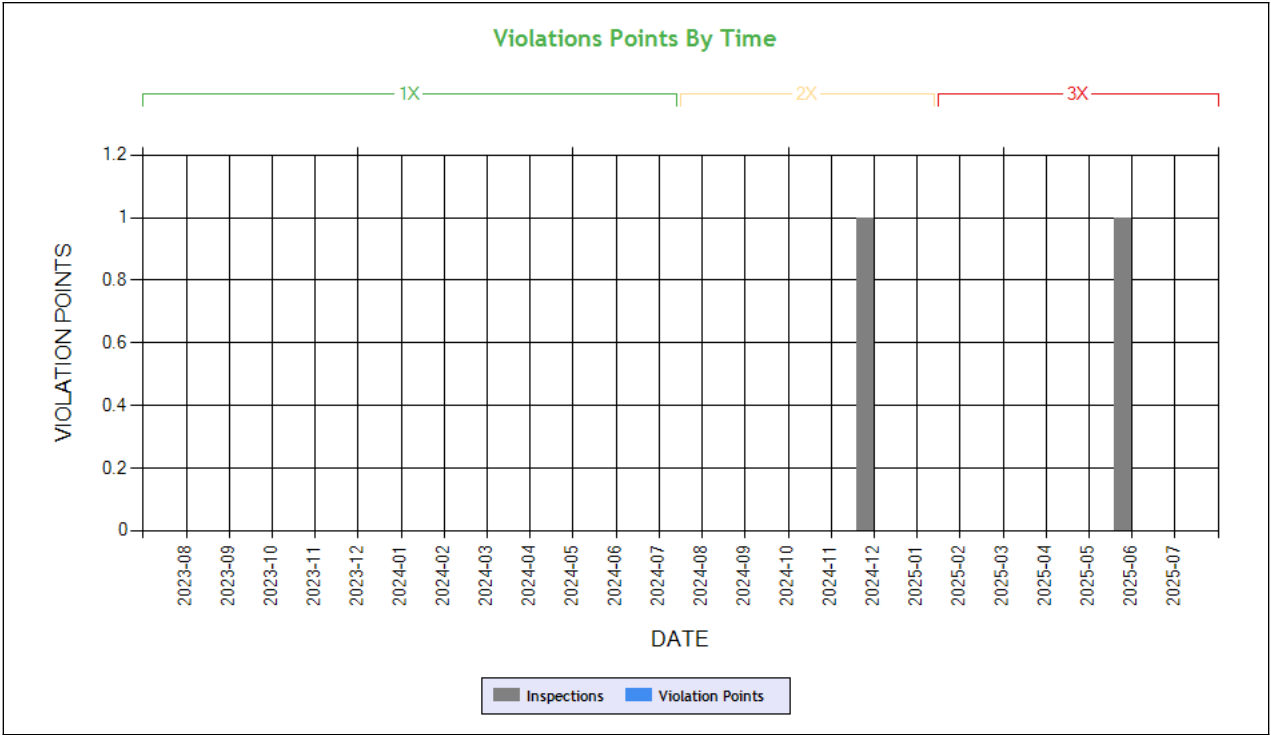
See the Excel file for the complete analysis

Violations is in (1-6/7-12/13-24mo)

Shaded = Out Of Service Violation		
Violation Group		
Violation Description	Total Time-weighted Points by VIN	% of Total Time-weighted Points by VIN
Driver Resp		
Total Time-weighted Points		
% Total Time-Wt Pts		



Driver Fitness



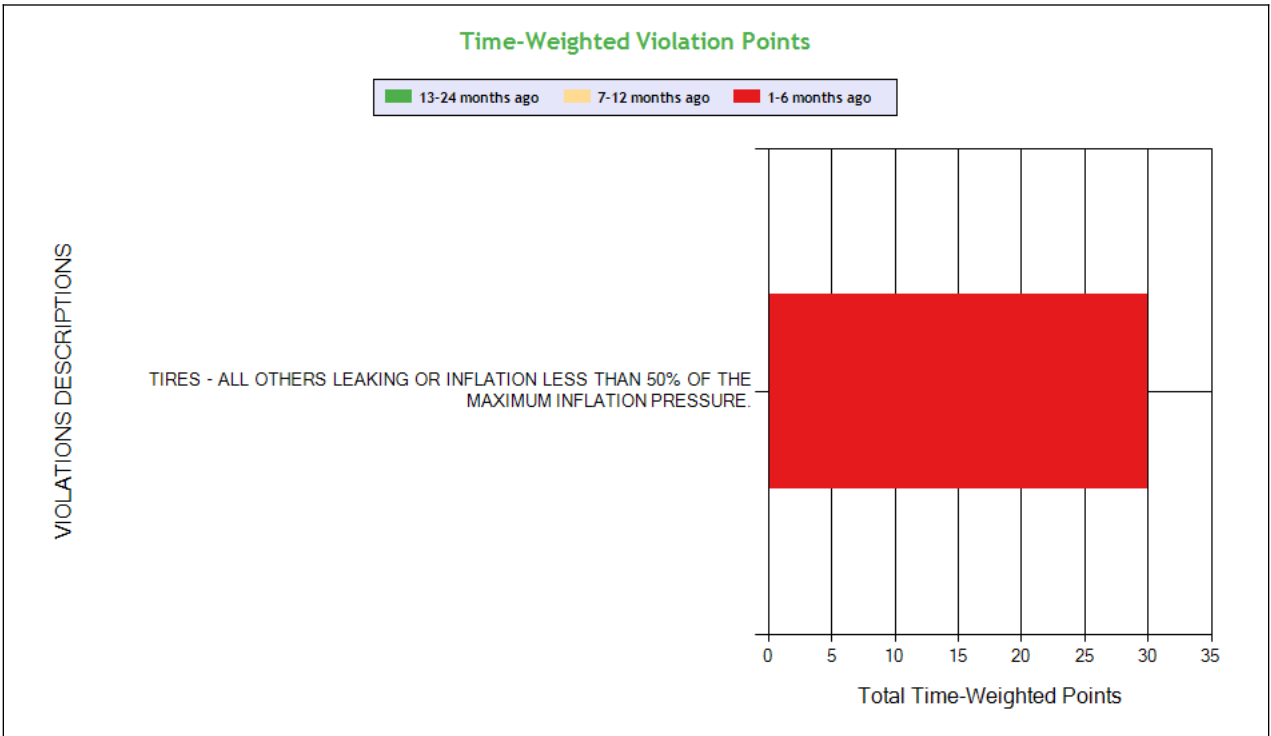
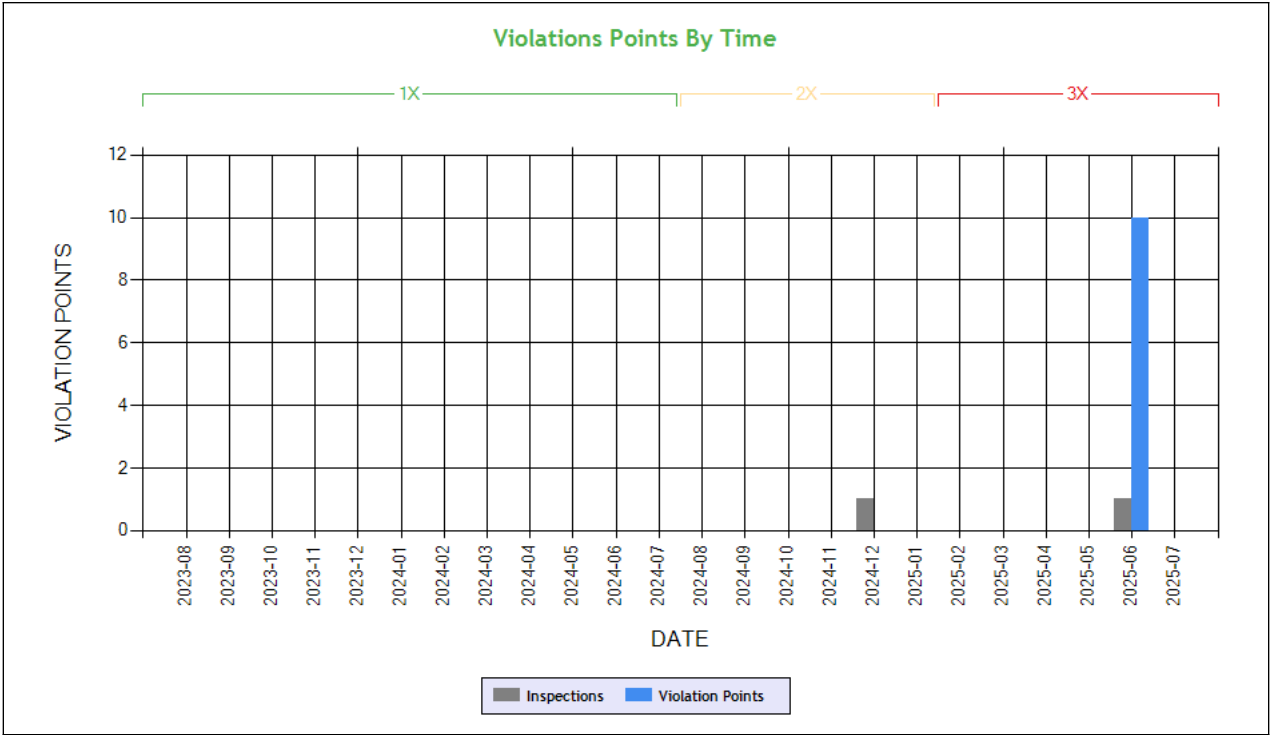
Time-Weighted Violation Points - no data available to draw a chart
Time-Weighted Severity Points by Vehicle - no data available to draw a chart

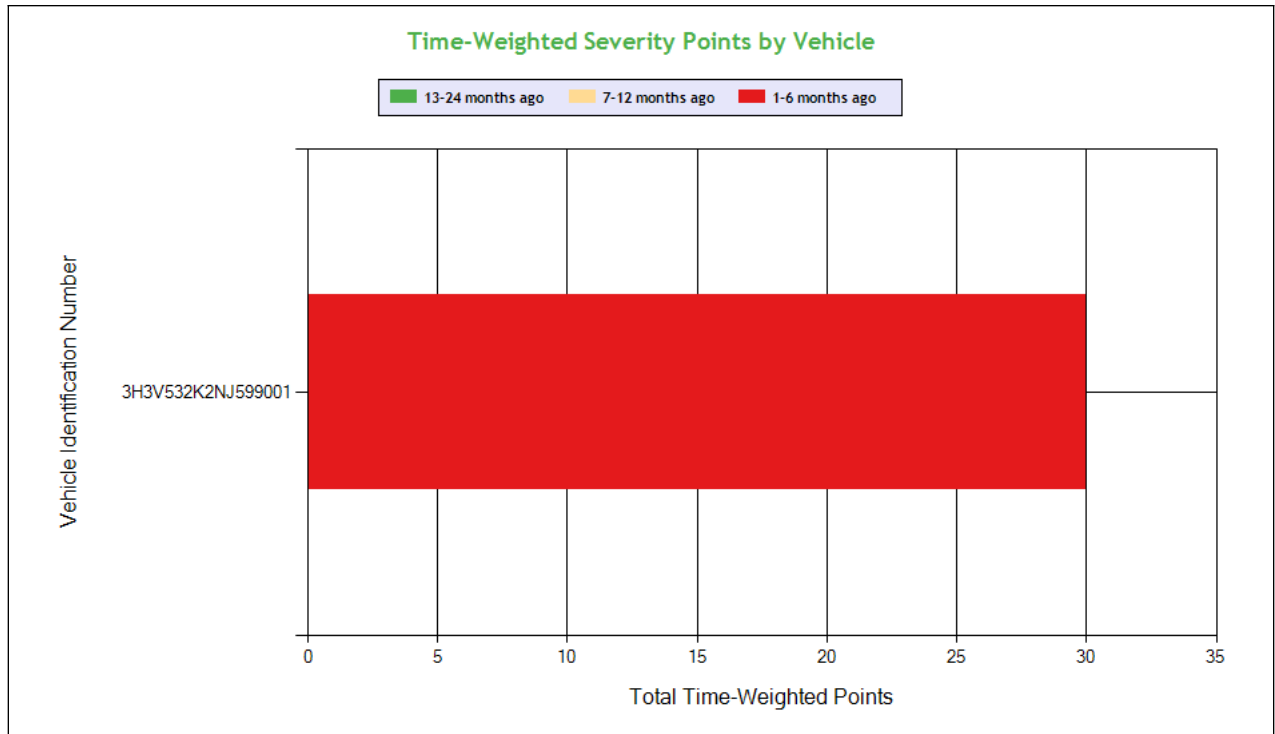
See the Excel file for the complete analysis # Violations is in (1-6/7-12/13-24mo)

Shaded = Out Of Service Violation		
Violation Group		
Violation Description	Total Time-weighted Points by VIN	% of Total Time-weighted Points by VIN
Driver Resp		
Total Time-weighted Points		
% Total Time-Wt Pts		



Vehicle Maintenance





Carrier Software
 1-800-646-5152
 info@CarrierSoftware.com

CONFIDENTIAL - Intended for use by Amerigo Insurance Agency - Date: 8/21/2025
SKY WING TRUCKING LLC - DOT# 4286487 / MC1667154

See the Excel file for the complete analysis

Violations is in (1-6/7-12/13-24mo)

Shaded = Out Of Service Violation			
Violation Group			Tires
Violation Description	Total Time-weighted Points by VIN	% of Total Time-weighted Points by VIN	TIRES - ALL OTHERS LEAKING OR INFLATION LESS THAN 50% OF THE MAXIMUM INFLATION PRESSURE.
Driver Resp			Yes
Total Time-weighted Points			30
% Total Time-Wt Pts			100
3H3V532K2NJ599001	30	100	30 (1/0/0)

COLOR CODED CRASH TABLE ToC

No crashes have been reported by the DOT on this Motor Carrier

INSPECTIONS WITH SHARED EQUIPMENT:

No Data



LEGEND

Vehicle Information

Inspection for DOT # being analyzed

Inspection for Different DOT #

Crash Information for specific VIN

INSPECTION DETAILS for ALL Inspections

PDF shows the first 100 Power Unit & Trailer VINs with most recent inspections using data from the last 4 years

POWER UNIT Inspections Section

VIN: 3AKJHHDR5LSKZ8338				Unit: Truck Tractor		Year: 2020	Make: FREIGHTLINER	
DOT No: 4286487		Docket No: MC1667154		Name: SKY WING TRUCKING LLC			Interstate: Yes	
Date	Unit License	Unit Lic State	Violation Unit	Violation Description		Severity	OOS	Citation
08/14/2025	RP26417	WA	-	-		-	-	-
DOT No: 4170956		Docket No: MC1604254		Name: KARMAN TRANSPORTATION LLC			Interstate: Yes	
Date	Unit License	Unit Lic State	Violation Unit	Violation Description		Severity	OOS	Citation
03/12/2025	RP13519	WA	1	393.75CTAOTDLT232 - TIRES - LESS THAN 2/32 INCH TREAD DEPTH.		8	No	
12/02/2024	RP13519	WA	D	392.2SLLEWA1 - State/Local Laws - Excessive Weight - 1-2500 Lbs Over On An Axle/Axle Groups.		0	No	B1259559
08/07/2024	RP13519	WA	1	393.75A3 - Tire -flat and/or audible air leak		8	Yes	
05/09/2024	RP13519	WA	-	-		-	-	-
DOT No: 236361		Docket No: MC150084		Name: PRIDE TRANSPORT INC			Interstate: Yes	
Date	Unit License	Unit Lic State	Violation Unit	Violation Description		Severity	OOS	Citation
08/07/2022	AM1230	ID	1	390.21TB - Carrier name and/or USDOT Number not displayed as required		5	No	
08/07/2022	AM1230	ID	1	393.95A - No/discharged/unsecured fire extinguisher		2	No	
08/07/2021	AM1230	ID	-	-		-	-	-
06/27/2021	AM1230	ID	-	-		-	-	-

VIN: 3AKJGLD56GSHD3259				Unit: Truck Tractor		Year: 2016	Make: FREIGHTLINER	
Crash Report No.	DOT	Date	State	Fatalities	Injuries	Tow Away	Vehicles Involved	
TX4R69HQE1GX	3706	10/28/2016	TX	0	0	Yes	2	
DOT No: 4286487		Docket No: MC1667154		Name: SKY WING TRUCKING LLC			Interstate: Yes	
Date	Unit License	Unit Lic State	Violation Unit	Violation Description		Severity	OOS	Citation
06/03/2025	71912RP	WA	-	-		-	-	-
12/18/2024	71912RP	WA	-	-		-	-	-
DOT No: 3539755		Docket No: MC1181426		Name: RNAV TRANS LLC			Interstate: Yes	
Date	Unit License	Unit Lic State	Violation Unit	Violation Description		Severity	OOS	Citation
08/16/2024	71912RP	WA	D	395.3A3I - Requiring or permitting a property-carrying commercial motor vehicle driver to drive more than 11 hours		2	No	
08/16/2024	71912RP	WA	D	395.8A1 - Failing to require a driver to prepare a record of duty status using appropriate method (critical)		0	Yes	
08/16/2024	71912RP	WA	D	395.8E1 - Making, or permitting a driver to make, a false report regarding duty status (critical)		2	No	
07/16/2024	71912RP	WA	-	-		-	-	-
06/10/2024	71912RP	WA	D	395.8A1HOSP - HOS (PROPERTY) - FAILING TO HAVE A RECORD OF DUTY STATUS USING THE METHOD PRESCRIBED.		5	Yes	
05/27/2024	71912RP	WA	-	-		-	-	-
DOT No: 3886662		Docket No: MC1427618		Name: SMART TRANSPORTATION LLC			Interstate: Yes	



Date	Unit License	Unit Lic State	Violation Unit	Violation Description	Severity	OOS	Citation
01/19/2024	71912RP	WA	D	392.2SLL - State/Local Laws -	7	No	
10/05/2023	71912RP	WA	-	-	-	-	-
08/09/2023	71912RP	WA	D	392.2SLLR - STATE/LOCAL LAWS - LANE RESTRICTION VIOLATION.	3	No	
DOT No: 3087693		Docket No: MC70160		Name: HARRY ROAD CARRIER LLC		Interstate: Yes	
Date	Unit License	Unit Lic State	Violation Unit	Violation Description	Severity	OOS	Citation
05/03/2023	71912RP	WA	1	393.11TU - No upper body corners retroreflective sheeting/reflex reflectors - Truck Tractor manufactured on or after 7/1/1997	3	No	
05/03/2023	71912RP	WA	1	393.45B2 - Failing to secure brake hose/tubing against mechanical damage	4	No	
05/03/2023	71912RP	WA	1	393.55D3 - No or Defective ABS Malfunction Indicator for towed vehicles on vehicles manufactured after February 2001	4	No	
09/07/2022	71912RP	WA	D	392.2SLLS3 - State/Local Laws - Speeding 11-14 miles per hour over the speed limit	7	No	
07/18/2022	71912RP	WA	-	-	-	-	-
02/17/2022	71912RP	WA	-	-	-	-	-
10/19/2021	71912RP	WA	D	392.2SLLS4 - State/Local Laws - Speeding 15 or more miles per hour over the speed limit	10	No	KP28391
10/22/2020	71912RP	WA	1	396.17C - Operating a CMV without proof of a periodic inspection	4	No	
07/07/2019	71912RP	WA	-	-	-	-	-
07/01/2019	71912RP	WA	D	392.2SLLS2 - State/Local Laws - Speeding 6-10 miles per hour over the speed limit	4	No	3098901063
DOT No: 2984644		Docket No: MC16027		Name: ATS TRUCKLINE INC		Interstate: Yes	
Date	Unit License	Unit Lic State	Violation Unit	Violation Description	Severity	OOS	Citation
04/26/2019	71912RP	WA	1	393.75A3 - Tire -flat and/or audible air leak	8	Yes	
04/26/2019	71912RP	WA	D	392.2AU - State Operating Authority Violation	0	No	
02/22/2019	71912RP	WA	-	-	-	-	-
12/20/2018	71912RP	WA	-	-	-	-	-
11/05/2018	71912RP	WA	-	-	-	-	-
08/14/2018	71912RP	WA	D	395.8A - Failing to require driver to make a record of duty status	5	Yes	
08/03/2018	71912RP	WA	D	395.15B - Onboard recording device information requirements not met	5	No	

TRAILER Inspections Section

VIN: 3AKJHHR5LSKZ8338		Unit: Truck Tractor		Year: 2020	Make: FREIGHTLINER		
DOT No: 4286487		Docket No: MC1667154		Name: SKY WING TRUCKING LLC		Interstate: Yes	
Date	Unit License	Unit Lic State	Violation Unit	Violation Description	Severity	OOS	Citation
08/14/2025	RP26417	WA	-	-	-	-	-
DOT No: 4170956		Docket No: MC1604254		Name: KARMAN TRANSPORTATION LLC		Interstate: Yes	
Date	Unit License	Unit Lic State	Violation Unit	Violation Description	Severity	OOS	Citation
03/12/2025	RP13519	WA	1	393.75CTAOTDLT232 - TIRES - LESS THAN 2/32 INCH TREAD DEPTH.	8	No	
12/02/2024	RP13519	WA	D	392.2SLLWA1 - State/Local Laws - Excessive Weight - 1-2500 Lbs Over On An Axle/Axle Groups.	0	No	B1259559
08/07/2024	RP13519	WA	1	393.75A3 - Tire -flat and/or audible air leak	8	Yes	
05/09/2024	RP13519	WA	-	-	-	-	-
DOT No: 236361		Docket No: MC150084		Name: PRIDE TRANSPORT INC		Interstate: Yes	



Date	Unit License	Unit Lic State	Violation Unit	Violation Description	Severity	OOS	Citation
08/07/2022	AM1230	ID	1	390.21TB - Carrier name and/or USDOT Number not displayed as required	5	No	
08/07/2022	AM1230	ID	1	393.95A - No/discharged/unsecured fire extinguisher	2	No	
08/07/2021	AM1230	ID	-	-	-	-	-
06/27/2021	AM1230	ID	-	-	-	-	-

VIN: 3AKJGLD56GSHD3259		Unit: Truck Tractor			Year: 2016	Make: FREIGHTLINER		
Crash Report No.	DOT	Date	State	Fatalities	Injuries	Tow Away	Vehicles Involved	
TX4R69HQE1GX	3706	10/28/2016	TX	0	0	Yes	2	

DOT No: 4286487		Docket No: MC1667154		Name: SKY WING TRUCKING LLC		Interstate: Yes	
Date	Unit License	Unit Lic State	Violation Unit	Violation Description	Severity	OOS	Citation
06/03/2025	71912RP	WA	-	-	-	-	-
12/18/2024	71912RP	WA	-	-	-	-	-

DOT No: 3539755		Docket No: MC1181426		Name: RNAV TRANS LLC		Interstate: Yes	
Date	Unit License	Unit Lic State	Violation Unit	Violation Description	Severity	OOS	Citation
08/16/2024	71912RP	WA	D	395.3A3I - Requiring or permitting a property-carrying commercial motor vehicle driver to drive more than 11 hours	2	No	
08/16/2024	71912RP	WA	D	395.8A1 - Failing to require a driver to prepare a record of duty status using appropriate method (critical)	0	Yes	
08/16/2024	71912RP	WA	D	395.8E1 - Making, or permitting a driver to make, a false report regarding duty status (critical)	2	No	
07/16/2024	71912RP	WA	-	-	-	-	-
06/10/2024	71912RP	WA	D	395.8A1HOSP - HOS (PROPERTY) - FAILING TO HAVE A RECORD OF DUTY STATUS USING THE METHOD PRESCRIBED.	5	Yes	
05/27/2024	71912RP	WA	-	-	-	-	-

DOT No: 3886662		Docket No: MC1427618		Name: SMART TRANSPORTATION LLC		Interstate: Yes	
Date	Unit License	Unit Lic State	Violation Unit	Violation Description	Severity	OOS	Citation
01/19/2024	71912RP	WA	D	392.2SLL - State/Local Laws -	7	No	
10/05/2023	71912RP	WA	-	-	-	-	-
08/09/2023	71912RP	WA	D	392.2SLLLR - STATE/LOCAL LAWS - LANE RESTRICTION VIOLATION.	3	No	

DOT No: 3087693		Docket No: MC70160		Name: HARRY ROAD CARRIER LLC		Interstate: Yes	
Date	Unit License	Unit Lic State	Violation Unit	Violation Description	Severity	OOS	Citation
05/03/2023	71912RP	WA	1	393.11TU - No upper body corners retroreflective sheeting/reflex reflectors - Truck Tractor manufactured on or after 7/1/1997	3	No	
05/03/2023	71912RP	WA	1	393.45B2 - Failing to secure brake hose/tubing against mechanical damage	4	No	
05/03/2023	71912RP	WA	1	393.55D3 - No or Defective ABS Malfunction Indicator for towed vehicles on vehicles manufactured after February 2001	4	No	
09/07/2022	71912RP	WA	D	392.2SLLS3 - State/Local Laws - Speeding 11-14 miles per hour over the speed limit	7	No	
07/18/2022	71912RP	WA	-	-	-	-	-
02/17/2022	71912RP	WA	-	-	-	-	-
10/19/2021	71912RP	WA	D	392.2SLLS4 - State/Local Laws - Speeding 15 or more miles per hour over the speed limit	10	No	KP28391
10/22/2020	71912RP	WA	1	396.17C - Operating a CMV without proof of a periodic inspection	4	No	
07/07/2019	71912RP	WA	-	-	-	-	-
07/01/2019	71912RP	WA	D	392.2SLLS2 - State/Local Laws - Speeding 6-10 miles per hour over the speed limit	4	No	3098901063

DOT No: 2984644		Docket No: MC16027		Name: ATS TRUCKLINE INC			Interstate: Yes	
------------------------	--	---------------------------	--	--------------------------------	--	--	------------------------	--



Date	Unit License	Unit Lic State	Violation Unit	Violation Description	Severity	OOS	Citation
04/26/2019	71912RP	WA	1	393.75A3 - Tire -flat and/or audible air leak	8	Yes	
04/26/2019	71912RP	WA	D	392.2AU - State Operating Authority Violation	0	No	
02/22/2019	71912RP	WA	-	-	-	-	-
12/20/2018	71912RP	WA	-	-	-	-	-
11/05/2018	71912RP	WA	-	-	-	-	-
08/14/2018	71912RP	WA	D	395.8A - Failing to require driver to make a record of duty status	5	Yes	
08/03/2018	71912RP	WA	D	395.15B - Onboard recording device information requirements not met	5	No	

Inspection Summary By Month (based on inspections from the last 4 years) **ToC**

Year-Month	Number of Inspections	Number of Power Units	Total Violations	Total OOS Inspections	Total Severity Points	Number of Crashes
2025-08	1	1	0	0	0	0
2025-06	1	1	1	1	8	0
2024-12	1	1	0	0	0	0

Note: The most recent month's counts may not include all the inspections for that month.

VIN Inspection Violation Details **ToC**

of VINs: 2 # of Insp: 2 Severity Weight: 16 Avg. Weight/VIN: 8.0 (based on inspections in the last 4 years, showing top 50 VINs inspected most recently)

VIN 3AKJGLD56GSHD3259		# of Inspections: 1		Total Severity: 8		Percentage of Total: 50.00%		Avg. Weight Per Inspection: 8.0	
Inspection Date	Inspection ID	Inspection State	Location Description	Total Severity	# of Violations	Shipper Name	Inspection Level	Post Accident	Out of Service
06/03/2025	84850237	OR	WOODBURN OR	8	1	NORPAC	2	No	Yes
BASIC		Unit Type		Severity		Description		Out of Service	
Vehicle Maintenance		Truck Tractor		8		393.75A3TAOL:TIRES - ALL OTHERS LEAKING OR INFLATION LESS THAN		Yes	
VIN 3H3V532K2NJ599001		# of Inspections: 1		Total Severity: 8		Percentage of Total: 50.00%		Avg. Weight Per Inspection: 8.0	
Inspection Date	Inspection ID	Inspection State	Location Description	Total Severity	# of Violations	Shipper Name	Inspection Level	Post Accident	Out of Service
06/03/2025	84850237	OR	WOODBURN OR	8	1	NORPAC	2	No	Yes
BASIC		Unit Type		Severity		Description		Out of Service	
Vehicle Maintenance		Semi Trailer		8		393.75A3TAOL:TIRES - ALL OTHERS LEAKING OR INFLATION LESS THAN		Yes	

Inspection History **ToC**

Inspection Date	Report Number	Report State	PU VIN	TR VIN	Severity Weight	Time Weight
08/14/2025	AP90260942	OR	3AKJHHR5LSKZ8338 - Truck Tractor	1UYVS2531P3698112 - Semi Trailer		3
06/03/2025	AW08130120	OR	3AKJGLD56GSHD3259 - Truck Tractor	3H3V532K2NJ599001 - Semi Trailer		3
Trailer Violation - OOS Vehicle Maintenance Violation: 393.75A3TAOL - TIRES - ALL OTHERS LEAKING OR INFLATION LESS THAN 50% OF THE MAXIMUM INFLATION PRESSURE.					8	
12/18/2024	N92M006765	CA	3AKJGLD56GSHD3259 - Truck Tractor	1UYVS2539L7811601 - Semi Trailer		2

Only the first 20 inspections are shown. See the live report for more data.

Crash Hot Spots **ToC**

State	Level 1 (lowest crash frequency)	Level 2	Level 3	Level 4	Level 5 (highest crash frequency)
California	0	0	0	0	1
Oregon	0	1	0	0	0
Total	0	1	0	0	1

Company Level: 4



Equipment and Driver Details ToC

MCS-150 Date	Equipment (Owned/Leased/Trip)			Driver Details		
	Tractors	Straight Trucks	Trailers	CDL's	Interstate	Intrastate
10/08/2024	1/0/0	0/0/0	1/0/0	1	1	0
08/23/2024	0/1/0	0/0/0	0/1/0	1	1	0

Chameleon Type 1 - Chameleon issues highlighted in RED ToC

DOT	Legal Name	MCS-150 Date	Physical Address	Mailing Address	Company Rep 1	Company Rep 2	Phone	Fax	Cell Phone	Email
3282314	PAU TRANSPORT INC	07/15/2025	11704 CACTUS FLOWER AVE, BAKERSFIELD, CA, 93311	11704 CACTUS FLOWER AVE, BAKERSFIELD, CA, 93311	DAVINDERPAL SINGH		(661)-549-4059		(661)-546-5384	pautransport1@gmail.com
4170956	KARMAN TRANSPORTATION LLC	06/12/2025	201 N 21ST ST APT 8, MOUNT VERNON, WA, 98273	201 N 21ST ST APT 8, MOUNT VERNON, WA, 98273	PRITAM CHAHAL		(360)-403-6224		(360)-403-6224	KARMANTRUCKS@GMAIL.COM
4349176	CAPTAIN TRANSPORT INC	05/15/2025	1843 W SPRINGER DR, TURLOCK, CA, 95382	1843 W SPRINGER DR, TURLOCK, CA, 95382	DAVINDERPAL SINGH		(786)-931-9665		(786)-931-9665	DAVICAPTAIN@GMAIL.COM
3240557	GOLD BEAR TRUCKING INC	02/07/2025	19530 ROSCOE BLVD UNIT B, NORTHRIDGE, CA, 91324	19530 ROSCOE BLVD UNIT B, NORTHRIDGE, CA, 91324	DAVINDERPAL SINGH		(818)-929-6490			GOLDBEARTRUCKING@GMAIL.COM
3633174	PR TRANS INC	02/03/2022	4624 W SAMPLE AVE, FRESNO, CA, 93722	4624 W SAMPLE AVE, FRESNO, CA, 93722-7901	DAVINDERPAL SINGH		(917)-747-0418		(917)-747-0418	PRTRANS5@GMAIL.COM
3195100	PAU TRANSPORT INC	05/09/2019	11704 CACTUS FLOWER AVE, BAKERSFIELD, CA, 93311	11704 CACTUS FLOWER AVE, BAKERSFIELD, CA, 93311-2181	DAVINDERPAL SINGH		(661)-549-4059			

Chameleon Type 2 ToC

VIN	Unit Type	Inspection Date	DOT No	Company Name	City	State
-----	-----------	-----------------	--------	--------------	------	-------