



Table of Contents

1. Overview	2. BASIC Scores History
3. BASIC Measures	4. KPI: BASIC Measures by Cargo Group
5. Estimated ISS Score	6. Investigation Results
7. Penalties History	8. Acute Critical Violations
9. Red Flag Violation Details	10. DOT Registration Information
11. DOT MCS-150 History	12. Crash Summary
13. Inspection Summary	14. KPI: Inspection Viol OOS Rates by Cargo Group
15. FHWA Registration Information	16. FHWA Insurance Information
17. FHWA Authorities	18. Severe Violations
19. Violation Report	20. Violation Summary
21. Violation Enforcement Chronology	22. Inspection Violations & OOS Counts
23. Radius Of Operation	24. Inspection & Crash Locations
25. Cargo Hot Spots	26. Inspection Violations & OOS Chronology
27. Percent of Insp & Crash by State	28. VIN Insp Summary by State
29. Violations By Unit Type	30. Equipment Ownership
31. Equipment Details	32. Vehicle Age
33. States of Power Unit Registrations	34. Equipment Acquisitions
35. Driver Details	36. Shared VIN Summary
37. Shipper Table	38. Safety Summary
39. Safety Details	40. Crash Detail Color Coded PDF
41. Inspections with Shared Equipment	42. Inspection Tabular Details
43. Inspection Summary By Month	44. VIN Inspection Violation Details
45. Inspection History	46. Crash Hot Spots
47. DOT MCS-150 History Equipment and Driver Details	48. Chameleon



Business Address

1103 JOHN WAYNE DR

YUBA CITY, CA

95991

Contact Info

(530)-301-4415

RAJMEHALTRANSPORT@GMAIL.COM

FHWA Address

1103 JOHN WAYNE DR

YUBA CITY,CA,95991

Phone:(530)-301-4415

Mailing Address

1103 JOHN WAYNE DR

YUBA CITY, CA

95991

Overview [ToC](#)

Operating Status: AUTHORIZED FOR Property

2 other companies viewed this DOT in the past two months

Crash/PU ratio: 0.0%

Clean Inspection ratio: 80.0%

Estimated BASIC Scores (as of 9/26/2025)

	Unsafe Driving	Hours of Service	Driver Fitness	Controlled Sub. and Alcohol	Vehicle Maintenance	HM Compliance	Crash
Relative Scores	0% ○	0% ⬆	0% ○	0% ○	0% ○	0% ○	0% ○
Alert Status	No	No	No	No	No	No	No



Estimated Inspection Selection System (ISS) Score: 4
Category: Pass

BASIC Scores History - Unsafe Driving [ToC](#)

There are no Scores for this BASIC

BASIC Scores History - Hours of Service [ToC](#)

There are no Scores for this BASIC

BASIC Scores History - Driver Fitness [ToC](#)

There are no Scores for this BASIC

BASIC Scores History - Controlled Substance [ToC](#)

There are no Scores for this BASIC



BASIC Scores History - Vehicle Maintenance ToC

There are no Scores for this BASIC

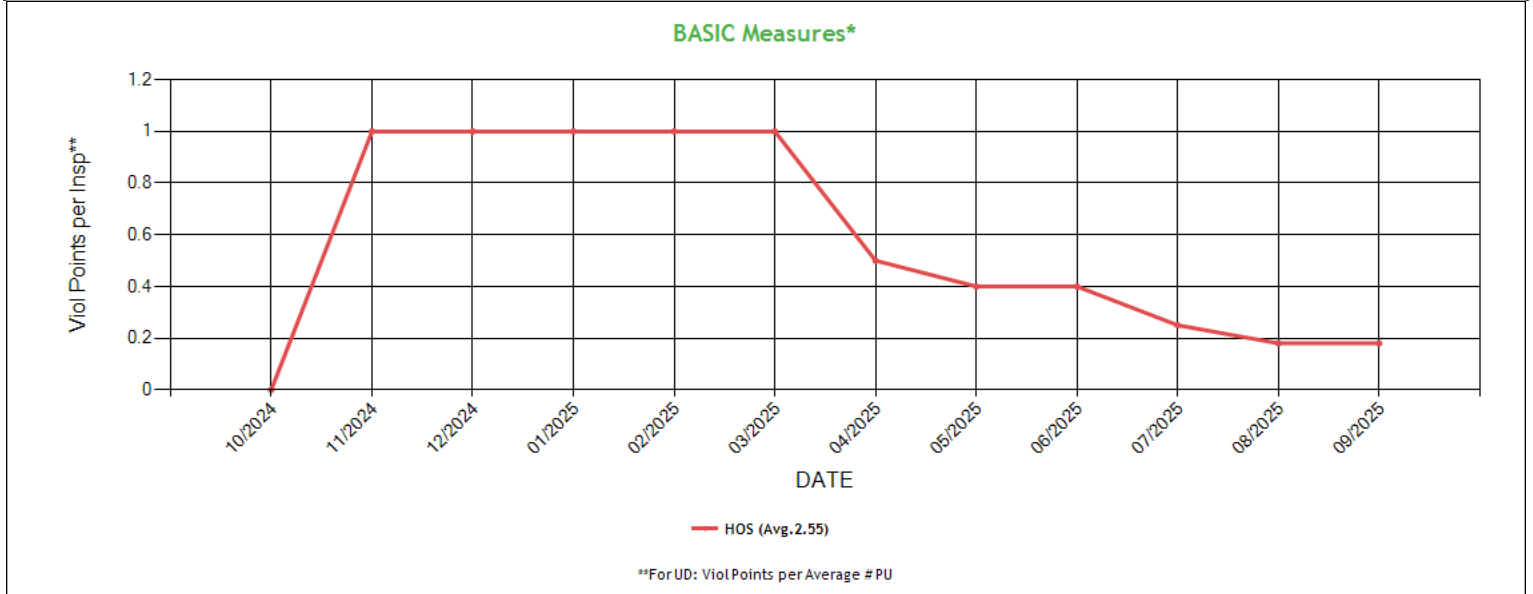
BASIC Scores History - Crash ToC

There are no Scores for this BASIC

BASIC Scores History - Hazmat ToC

There are no Scores for this BASIC

BASIC Measures: Violation Points per Inspection Trends ToC



* BASIC Measures are the absolute SMS scores that are compared within each Safety Event Group to determine the BASIC Score percentiles. Averages based on fleets with 1-5 power units.



BASIC Measures * - Table ToC

UD-Unsafe Driving, HOS-Hours of Service, DF-Driver Fitness, CS-Controlled Substances, VM-Vehicle Maintenance

Date	UD Measure	UD AC	UD with Viol	HOS Measure	HOS AC	HOS with Viol	DF Measure	DF AC	DF with Viol	CS Measure	CS AC	CS with Viol	VM Measure	VM AC	VM with Viol
09/2025	0.00	N	0	0.18	N	1	0.00	N	0	0.00	N	0	0.00	N	0
08/2025	0.00	N	0	0.18	N	1	0.00	N	0	0.00	N	0	0.00	N	0
07/2025	0.00	N	0	0.25	N	1	0.00	N	0	0.00	N	0	0.00	N	0
06/2025	0.00	N	0	0.40	N	1	0.00	N	0	0.00	N	0	0.00	N	0
05/2025	0.00	N	0	0.40	N	1	0.00	N	0	0.00	N	0	0.00	N	0
04/2025	0.00	N	0	0.50	N	1	0.00	N	0	0.00	N	0	0.00	N	0
03/2025	0.00	N	0	1.00	N	1	0.00	N	0	0.00	N	0	0.00	N	0
02/2025	0.00	N	0	1.00	N	1	0.00	N	0	0.00	N	0	0.00	N	0
01/2025	0.00	N	0	1.00	N	1	0.00	N	0	0.00	N	0	0.00	N	0
12/2024	0.00	N	0	1.00	N	1	0.00	N	0	0.00	N	0	0.00	N	0
11/2024	0.00	N	0	1.00	N	1	0.00	N	0	0.00	N	0	0.00	N	0
10/2024	0.00	N	0	0.00	N	0	0.00	N	0	0.00	N	0	0.00	N	0

* BASIC Measures are the absolute SMS scores that are compared within each Safety Event Group to determine the BASIC Score percentiles.

KPI: BASIC Measures by Fleet Size and Cargo Group ToC

Fleet Size: 1-5 PUs

	Unsafe Driving		Hours of Service		Driver Fitness		Controlled Substance		Vehicle Maintenance		HM Compliance		Crash	
Cargo Group (Companies)	Avg.	Comp. to Avg.	Avg.	Comp. to Avg.	Avg.	Comp. to Avg.	Avg.	Comp. to Avg.	Avg.	Comp. to Avg.	Avg.	Comp. to Avg.	Avg.	Comp. to Avg.
General Freight (485447)	0.79	Better	0.21	Better	0.21	Better	0.01	Better	1.88	Better	0.01	Better	0.06	Better
Refrigerated (61792)	1.50	Better	0.53	Better	0.17	Better	0.02	Better	2.63	Better	0.01	Better	0.11	Better
RAJMEHAL TRANSPORT INC	0.00		0.18		0.00		0.00		0.00		0.00		0.00	

Estimated ISS Score: 4 Pass ToC About the Inspection Selection System

Estimated ISS Score History - Table ToC

Date	Estimated ISS Score	Recommendation	Algorithm
09/26/2025	4	Pass	Safety Algorithm
08/29/2025	4	Pass	Safety Algorithm
07/25/2025	1	Pass	Safety Algorithm
06/30/2025	72	Optional Inspect	Insufficient Data Algorithm
05/31/2025	72	Optional Inspect	Insufficient Data Algorithm
04/25/2025	72	Optional Inspect	Insufficient Data Algorithm
03/28/2025	67	Optional Inspect	Insufficient Data Algorithm
02/28/2025	67	Optional Inspect	Insufficient Data Algorithm
01/31/2025	69	Optional Inspect	Insufficient Data Algorithm
12/27/2024	69	Optional Inspect	Insufficient Data Algorithm
11/29/2024	69	Optional Inspect	Insufficient Data Algorithm
10/25/2024	63	Optional Inspect	Insufficient Data Algorithm

Investigation Results ToC

No Investigations reported on FMCSA website



Penalties History ToC

There is a problem with the Penalties data on FMCSA website.

Acute Critical Violations (Based on Investigations as per CSA Methodology Appendix A) ToC

No Data

No red flag violations in the last 24 months

DOT Registration Information: The following information on this specific DOT # is from the Federal DOT (as of Operating Authority

DOT Registration: 10/14/2024		Total Power Units: 1		Total Trucks: 1		Total Trailers: 1		Total Passenger Vehicles: 0	
Status	Entity Type	Organization Type	Nation	Total Cars		Drivers / CDL Drivers			
A	C	-	US	0		1* / 0			
MCS-150 Date	Op Codes	Shipper Op Codes	Shipper HazMat Op Codes	Latest Review Type		Latest Review Document Number(Date)			
06/19/2025	A					()			
MCS-150 Mileage (Year)	Record Update Date	Transports Hazmats	DOT Census Date	Recordable Accident Rate		Preventable Accident Rate			
()*	06/19/2025	N		0%		0%			
MCS-151 Mileage	Safety Rating (Date)	SEA Accident	SEA Driver	SEA Vehicle		SEA Management			
0	None (None)	0%	0%	0%		0%			
Classification Codes		Cargo Carried (per MCS-150)							
Authorized-For-Hire		General Freight, Refrigerated foods							

DOT MCS-150 History ToC

(as of 06/24/2025 DOT census)

Census Date	MCS-150 Date	MCS-150 Mileage	VMT Year	Power Units	Drivers	Trailers	Company Rep1	Company Rep2	Email
6/24/2025	6/19/2025	0		1	1	-	ANGREJ SINGH		RAJMEHALTRANSPORT@GMAIL.COM
10/19/2024	10/14/2024	0		1	1	-	ANGREJ SINGH		

Crash Summary Chart ToC Crashes Summary - Chart (based on all available crash data)

No Data

Crashes Summary - Table (based on all available crash data) ToC

	TOTAL	Last 6 months	7-12 months	13-18 months	19-24 months	25-30 months	30-36 months	37-41 months	42-48 months	Over 49 months
Total Reportable	0	0	0	0	0	0	0	0	0	0
Fatalities	0	0	0	0	0	0	0	0	0	0
Injuries	0	0	0	0	0	0	0	0	0	0
Tow Away	0	0	0	0	0	0	0	0	0	0
With Citations	0	0	0	0	0	0	0	0	0	0
Federal Recordable	0	0	0	0	0	0	0	0	0	0
Preventable	0	0	0	0	0	0	0	0	0	0
Crash per Pwr Unit	-	0.0%	0.0%	0.0%	0.0%	0.0%	0.0%	0.0%	0.0%	-



Inspection Summary ToC

The following inspection information is based on results for 24 months prior to: 10/22/2025. Please note that the total inspections number is not necessarily the total of the vehicle, driver and hazmat inspections, as one inspection may have included any combination of the below inspections.

Overall	Vehicle	Driver	Hazmat
(Please note that the total inspections number is not necessarily the total of the vehicle, driver and hazmat inspections, as one inspection may have included any combination of the below inspections) Total Inspections: 5 Total Out of Service: 0 Out of Service: 0% National Average: 20.94% Difference: -20.94%	Total Inspections: 2 Total Out of Service: 0 Out of Service: 0.00% National Average: 25.07% Difference: -25.07%	Total Inspections: 5 Total Out of Service: 0 Out of Service: 0.00% National Average: 6.71% Difference: -6.71%	Total Inspections: 0 Total Out of Service: 0 Out of Service: 0.00% National Average: 2.21% Difference: -2.21%

KPI: Inspection Viol OOS Rates by Cargo Group ToC

Cargo Group	OVERALL		VEHICLE		DRIVER		HAZMAT	
	Average	Compared to Average	Average	Compared to Average	Average	Compared to Average	Average	Compared to Average
General Freight	29.27%	Better	25.27%	Better	13.21%	Better	0.14%	Better
Refrigerated	22.95%	Better	21.21%	Better	10.30%	Better	0.09%	Better
RAJMEHAL TRANSPORT INC	0%		0%		0%		0%	

FHWA Registration Information: The following data on this Motor Carrier is from the Federal Hwy Administration (as of 10/13/2025)

Docket Number	DOT Number	Company Name	DBA Name	Address	City	State	Country	ZIP Code
MC1679321	4309130	RAJMEHAL TRANSPORT INC		1103 JOHN WAYNE DR	YUBA CITY	CA	US	95991
Phone Number	Fax Number	Mail Address	Mail City	Mail State	Mail Contry	Mail ZIP Code	Mail Phone Number	Mail Fax Number
(530)-301-4415								
Date of Last Change	Freight	Passenger	Household Goods	Active Authority	Pending Authority	Revocation Pending Authority		
10/13/2025	Y	N	N	/ Common /	/	/ Common /		

Insurance Required (as of 10/13/2025) ToC

Docket Number	Insurance Type	Insurance Required	Insurance on File
MC1679321	BIPD	\$750k	\$750k
MC1679321	Cargo	No	No
MC1679321	Bond	No	No

Active / Pending Insurance (as of 10/13/2025)

Docket Number	Form	Type	Insurance Carrier	Policy/Surety	Coverage From	Coverage To	Required	On File	Effective Date	Cancel Date
MC1679321	91X	BIPD/Primary	SOUTHLAKE SPECIALTY INSURANCE COMPANY	TMA81002168	\$0k	\$750k	\$750k	\$750k	11/06/2024	11/06/2025

Insurance History (as of 10/13/2025)

No Data for Insurance History (as of 10/13/2025)



FHWA Authorities (as of 10/13/2025) ToC								
Docket#	L&I Name	Active Authority	Inactive Authority	Pending Authority	Revocation Pending Authority	Freight	Passenger	Household Goods
MC1679321	RAJMEHAL TRANSPORT INC	Common /			Common /	Yes	No	No

Authority History (as of 10/13/2025)				
Docket Number	Sub	Auth Type	Original Action	Disposition
MC1679321		COMMON	GRANTED 11/13/2024 12:00:00 AM	

Severe Violations (i.e. those with >= 8 points) - Chart ToC

No Data

Severe Violations (i.e. those with >= 8 points) - Table

No Data

Violation Report ToC						
Inspection Date	Inspection State	BASIC	Violation Description	OOS	VIN	Severity Points
11/22/2024	OR	Hours-Of-Service	395.22H4ELDBRODS - HOS (ELD) - IN-VEHICLE INFORMATION - FAILING TO HAVE A SUPPLY OF BLANK DRIVER'S RECORDS OF DUTY STATUS GRAPH-GRIDS SUFFICIENT TO RECORD THE DRIVER'S DUTY STATUS A	No	3AKJHHDROLSLK0942	1

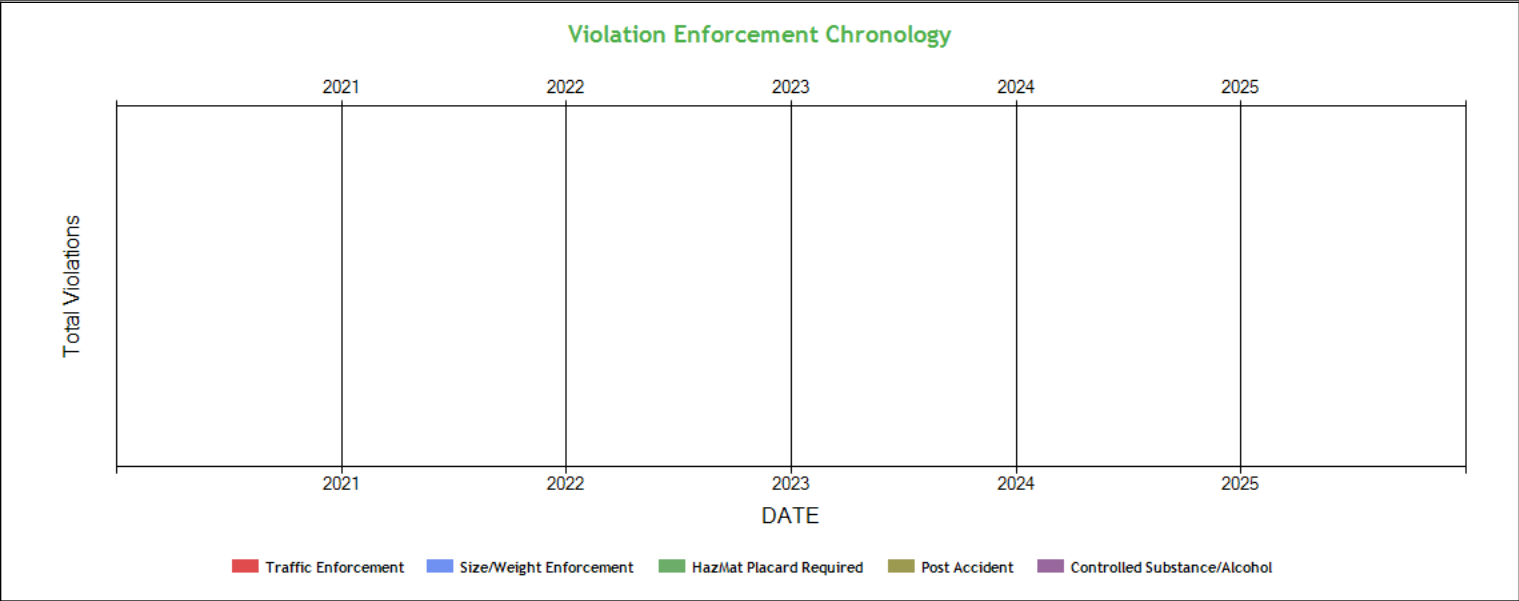
No filters were applied when generating this report, see the live report for more options.

Violation Summary ToC						
BASIC	Violation Group	Code	Description	# of Violations	# of OOS Violations	Severity Points
Hours-Of-Service (HOS) Compliance	EOBR Related	395.22H4ELDBRODS	HOS (ELD) - IN-VEHICLE INFORMATION - FAILING TO HAVE A SUPPLY OF BLANK DRIVER'S RECORDS OF DUTY STATUS GRAPH-GRIDS SUFFICIENT TO RECORD THE DRIVER'S DUTY STATUS A	1	0	1

No filters were applied when generating this report, see the live report for more options.



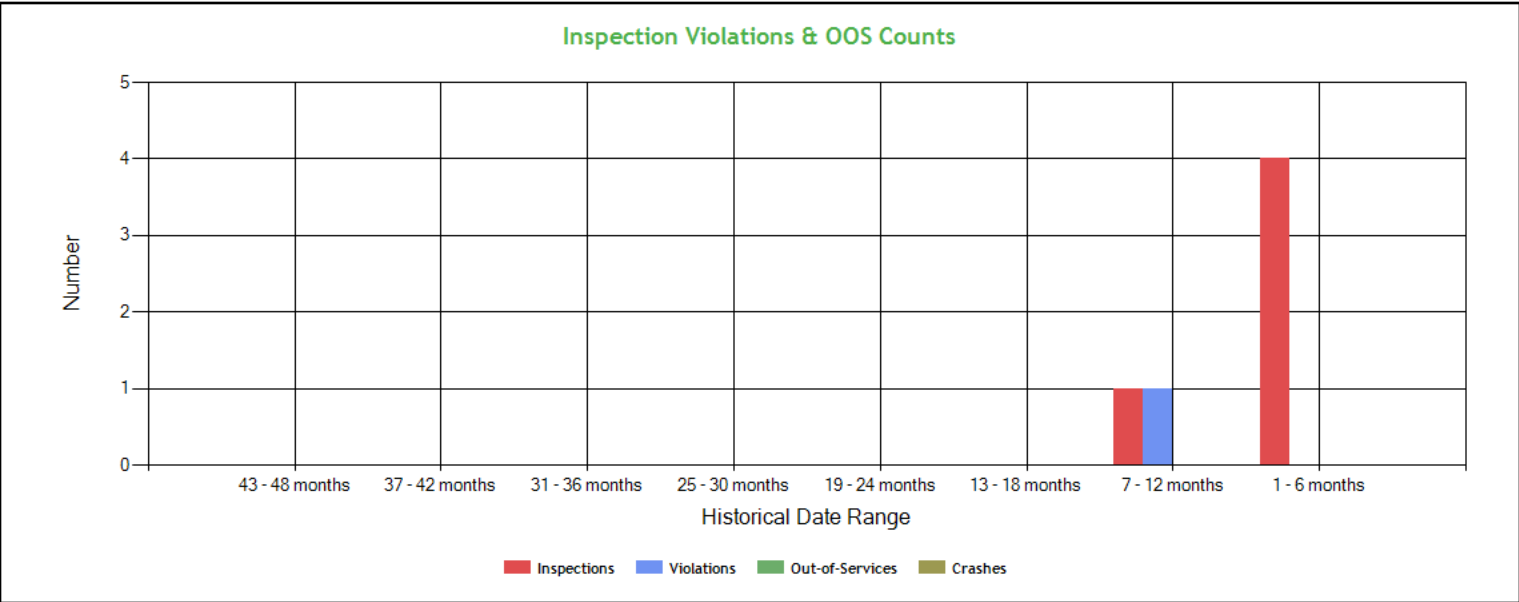
Violation Enforcement Chronology - Chart ToC



Violation Enforcement Chronology - Table ToC

	2021	2022	2023	2024	2025
Traffic Enforcement	0	0	0	0	0
Size/Weight Enforcement	0	0	0	0	0
HazMat Placard Required	0	0	0	0	0
Post Accident	0	0	0	0	0
Controlled Substance/Alcohol	0	0	0	0	0

Inspection Violations & OOS Counts - Chart ToC





Inspection Violations & OOS Counts - Table [ToC](#)

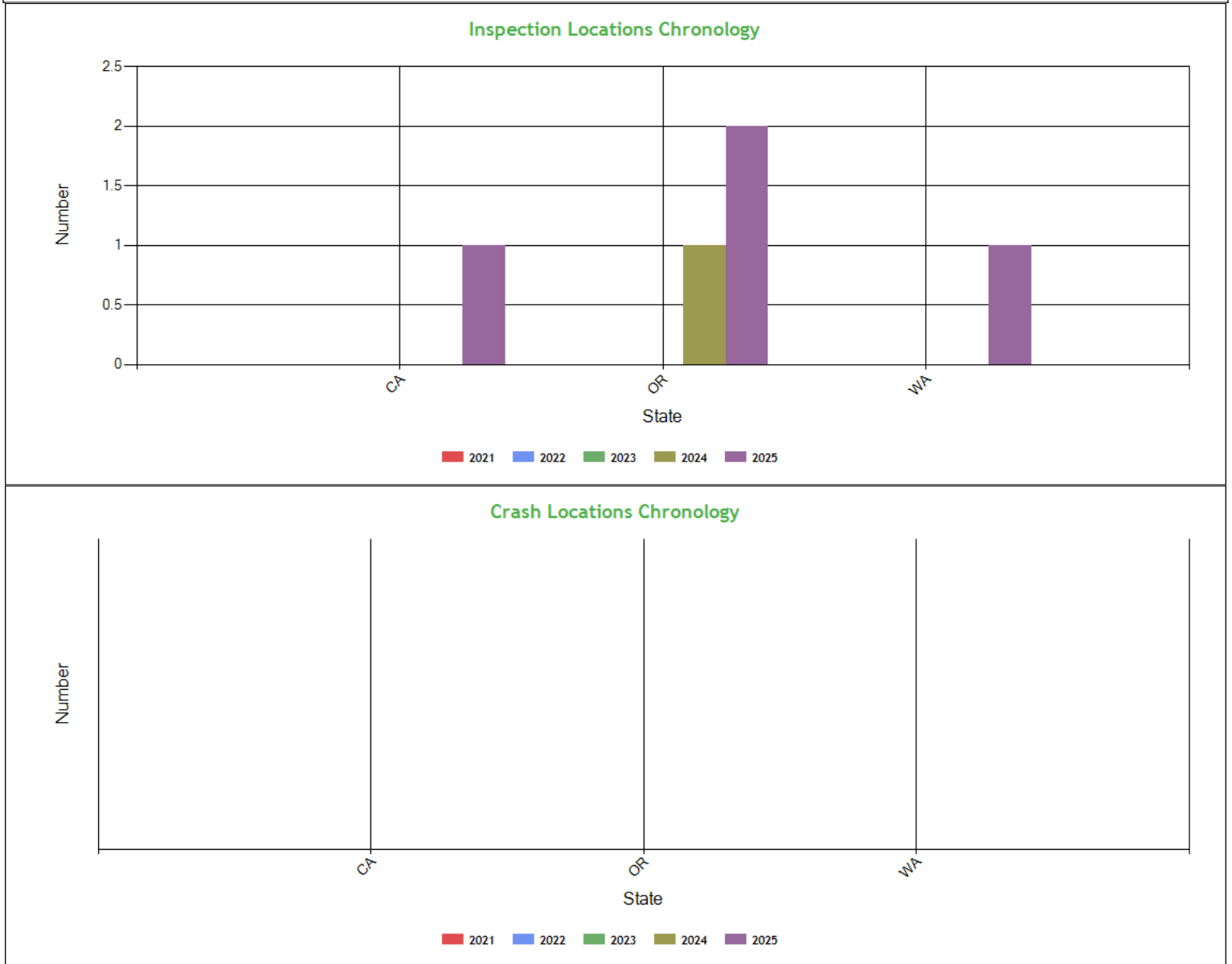
Date Range	Inspections	Violations	Out-of-Services	Crashes
TOTAL	5	1	0	0
1 - 6 months	4	0	0	0
7 - 12 months	1	1	0	0
13 - 18 months	0	0	0	0
19 - 24 months	0	0	0	0
25 - 30 months	0	0	0	0
31 - 36 months	0	0	0	0
37 - 42 months	0	0	0	0
43 - 48 months	0	0	0	0

Radius of Operation (based on Inspections and Crashes during the past 3 years) [ToC](#)

	Total	Drive between 0 and 50 miles radius	Drive between 51 and 200 miles radius	Drive between 201 and 300 miles radius	Drive between 301 and 400 miles radius	Drive between 401 and 500 miles radius	Drive between 501 and 600 miles radius	Drive beyond 600 miles radius
Power Units (i.e. unique VINs)	1	0	0	0	0	0	0	1
Percent	100%	0%	0%	0%	0%	0%	0%	100%



Inspection & Crash Locations - Chart ToC



Inspection & Crash Locations - Table ToC

State	Inspections					Violations					Out-of-Services					Crashes				
	2021	2022	2023	2024	2025	2021	2022	2023	2024	2025	2021	2022	2023	2024	2025	2021	2022	2023	2024	2025
TOTAL	0	0	0	1	4	0	0	0	1	0	0	0	0	0	0	0	0	0	0	0
CA	0	0	0	0	1	0	0	0	0	0	0	0	0	0	0	0	0	0	0	0
OR	0	0	0	1	2	0	0	0	1	0	0	0	0	0	0	0	0	0	0	0
WA	0	0	0	0	1	0	0	0	0	0	0	0	0	0	0	0	0	0	0	0

Hot Spot Summary ToC

Year	Month	Level 5	Level 5 %	Level 4	Level 4 %	Level 3	Level 3 %	Level 2	Level 2 %	Level 1	Level 1 %	Level 0	Level 0 %	Levels 1 - 5	Levels 1 - 5 %
2025	September (Partial)	0	0.00%	0	0.00%	0	0.00%	0	0.00%	0	0.00%	1	20.00%	0	0.00%



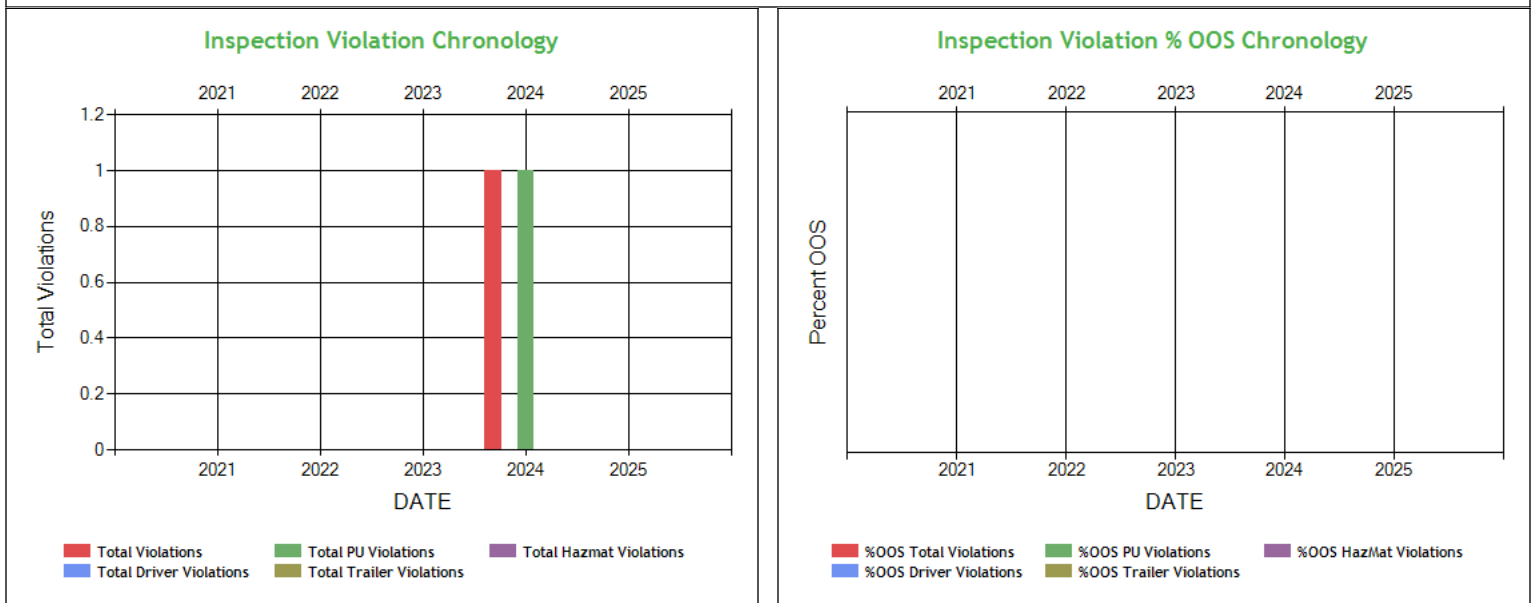
2025	July	0	0.00%	0	0.00%	0	0.00%	0	0.00%	1	20.00%	1	20.00%	1	20.00%
2025	April	0	0.00%	0	0.00%	0	0.00%	0	0.00%	0	0.00%	1	20.00%	0	0.00%
2024	November	0	0.00%	0	0.00%	0	0.00%	0	0.00%	0	0.00%	1	20.00%	0	0.00%
Totals		0	0.00%	0	0.00%	0	0.00%	0	0.00%	1	20.00%	4	80.00%	1	20.00%

Hot Spot Analysis

State	County	Level	Count	Percentage
CA	Siskiyou	1	1	20.00%

Report generated using the last 12 full months of inspection data

Inspection Violation % OOS Chronology - Chart [ToC](#)

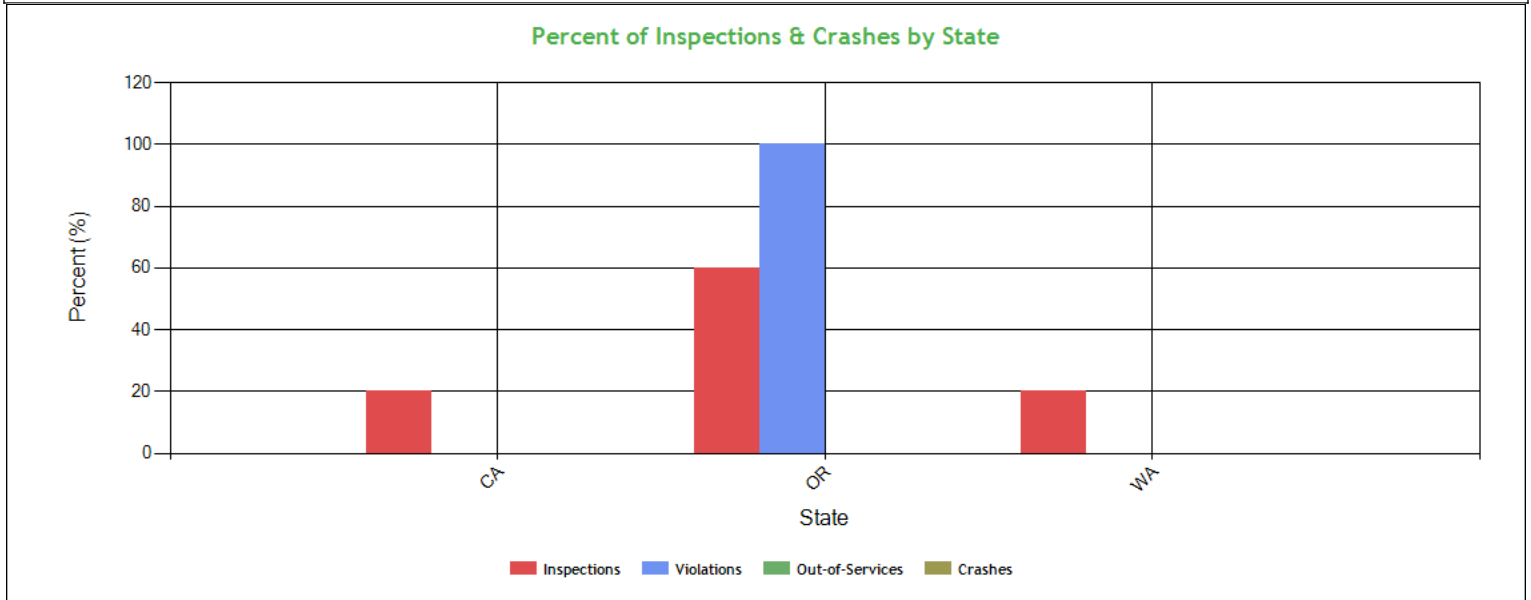


Inspection Violation % OOS Chronology - Table [ToC](#)

	2021	2022	2023	2024	2025
Total Violations	0	0	0	1	0
Total Out Of Services	0	0	0	0	0
%OOS Total Violations	0	0	0	0	0
Total Driver Violations	0	0	0	0	0
Total Driver Out Of Services	0	0	0	0	0
%OOS Driver Violations	0	0	0	0	0
Total PU Violations	0	0	0	1	0
Total PU Out Of Services	0	0	0	0	0
%OOS PU Violations	0	0	0	0	0
Total Trailer Violations	0	0	0	0	0
Total Trailer Out Of Services	0	0	0	0	0
%OOS Trailer Violations	0	0	0	0	0
Total Hazmat Violations	0	0	0	0	0
Total Hazmat Out Of Services	0	0	0	0	0
%OOS HazMat Violations	0	0	0	0	0



Percent of Insp & Crash by State - Chart ToC



Percent of Insp & Crash by State - Table (based on Inspection data from the last 4 years) ToC

State	Inspections		Violations		Out-of-Services		Crashes	
	Total	Percent	Total	Percent	Total	Percent	Total	Percent
	5	100	1	100	0	100	0	100
CA	1	20	0	0	0	0	0	0
OR	3	60	1	100	0	0	0	0
WA	1	20	0	0	0	0	0	0

VIN Insp Summary by State (based on inspection from the last 2 years) ToC

VIN	Insp	Viol Pts	Counts in each State					
			OR		CA		WA	
			Insp	Viol Pts	Insp	Viol Pts	Insp	Viol Pts
TOTALS	10/ 2*	5/ 1**	3	1	1	0	1	0
3AKJHHDR0LSLK0942	5	1	3	1	1	0	1	0
1UYVS2530J2246620	4	0	2	0	1	0	1	0

*<Total number of inspections for these 2 VIN(s)>/n<Total number of inspections for these 3 state(s)>

**<Total severity sum for these 2 VIN(s)>/n<Total severity sum for these 3 state(s)>

Violations By Unit Type ToC

of Violations: 1 Total Severity: 1 based on inspections in the last 2 years

Violation Unit: Power Unit	# of Violations: 1	Total Severity: 1	% of Total: 100%
Viol. Group: EOBR Related	# of Violations: 1	Total Severity: 1	% of Total: 100%
Violation	Number of Occurrences	Viol. Severity	Total Severity
395.22H4ELDBRODS:HOS (ELD) - IN-VEHICLE INFORMATION - FAILING TO HA	1	1	1



Equipment Ownership **ToC** **Equipment Ownership** (based on MCS-150 dated 6/19/2025)

	Trucks	Tractors	Trailers	Motor Coaches	Vans
Owned	0	1	0	0	0
Term Leased	0	0	1	0	0
Trip Leased	0	0	0	0	0
Total No.	0	1	1	0	0

Equipment Details Power Units **ToC**

VIN	Latest Insp Date	Year	Make	Model	Body Class	Body Type	Axles	Len	Fuel Type
3AKJHHDROL5 LK0942	09/10/2025	2020	FREIGHTLINER	New Cascadia 126" Sleepercab	Truck-Tractor	-	-	-	Diesel

Equipment Details Trailers

VIN	Latest Insp Date	Year	Make	Model	Body Class	Body Type	Axles	Len	Fuel Type
1UYVS2530J22 46620	09/10/2025	2018	UTILITY TRAILER MANUFACTURER	Utility Trailer Manufacturer	Trailer	Van Trailer	2	53	-
1UYVS2533GU4 12688	11/22/2024	2016	UTILITY TRAILER MANUFACTURER	Utility Trailer Manufacturer	Trailer	Van Trailer	2	53	-

Vehicle Age **ToC**

Year	# Power Units	PU Percentage	# Trailers	Trailres Percentage
2020	1	100.00%	0	0.00%
2018	0	0.00%	1	50.00%
2016	0	0.00%	1	50.00%

Based on 24 months of inspection data, see the live report for more options

States of Power Unit Registrations **ToC**

State	CA	OR	WA
Number of Power Units	1	1	1

Equipment Acquisitions - Table **ToC**

	Power Units inspected for 1st time in past 12 months	Power Units inspected for 1st time in past 24 months	Power Units inspected during entire date range	Trailers inspected for 1st time in past 12 months	Trailers inspected for 1st time in past 24 months	Trailers inspected during entire date range
Unique VINs	1	1	1	2	2	2
Unique License Plates	1	1	1	2	2	2
License Plate States	1	1	1	1	1	1



Driver Details ToC Driver Details (based on MCS-150 dated 6/19/2025)			
	Within 100 mi	Beyond 100 mi	TOTAL
# Drivers Interstate	0	1	1
# Drivers Intrastate	0	0	0
TOTAL	0	1	/
Avg. # Trip Lease Drivers/Mo: 0 # Drivers Grand Total: 1 # Drivers Commercially Licensed: 0			

Shared VIN Summary ToC

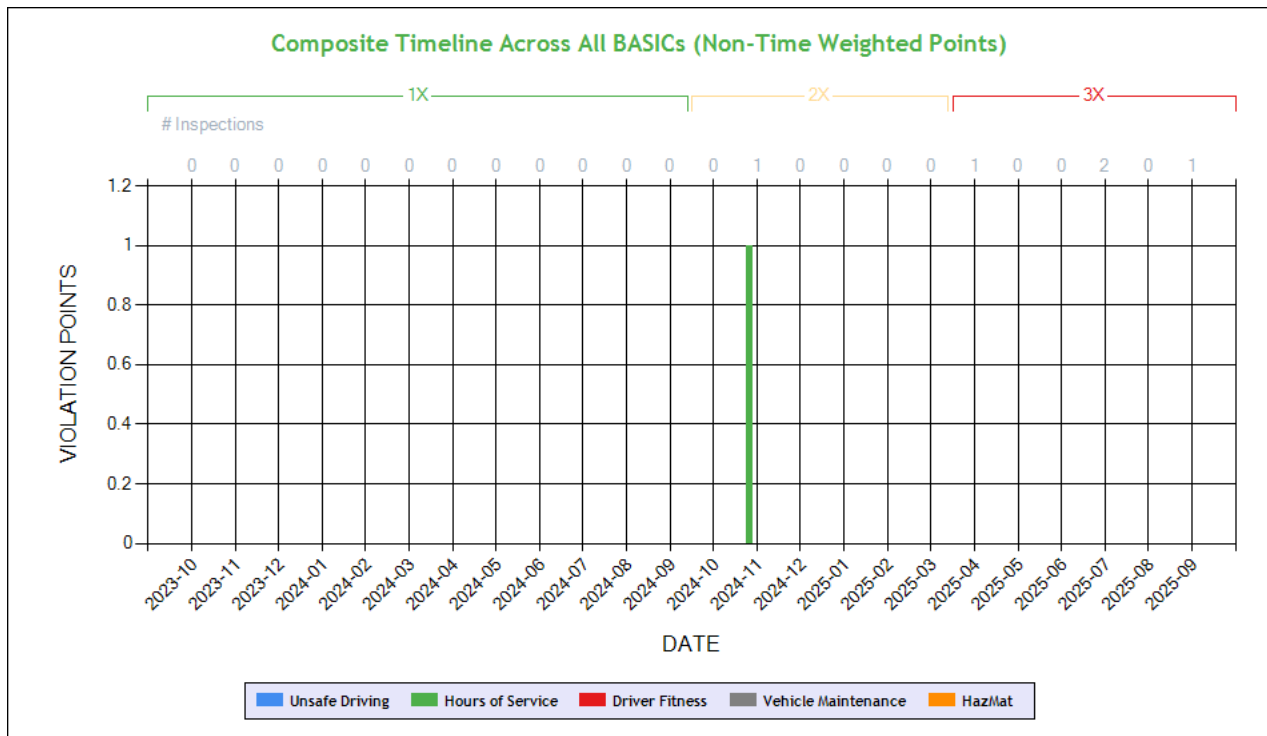
No Data

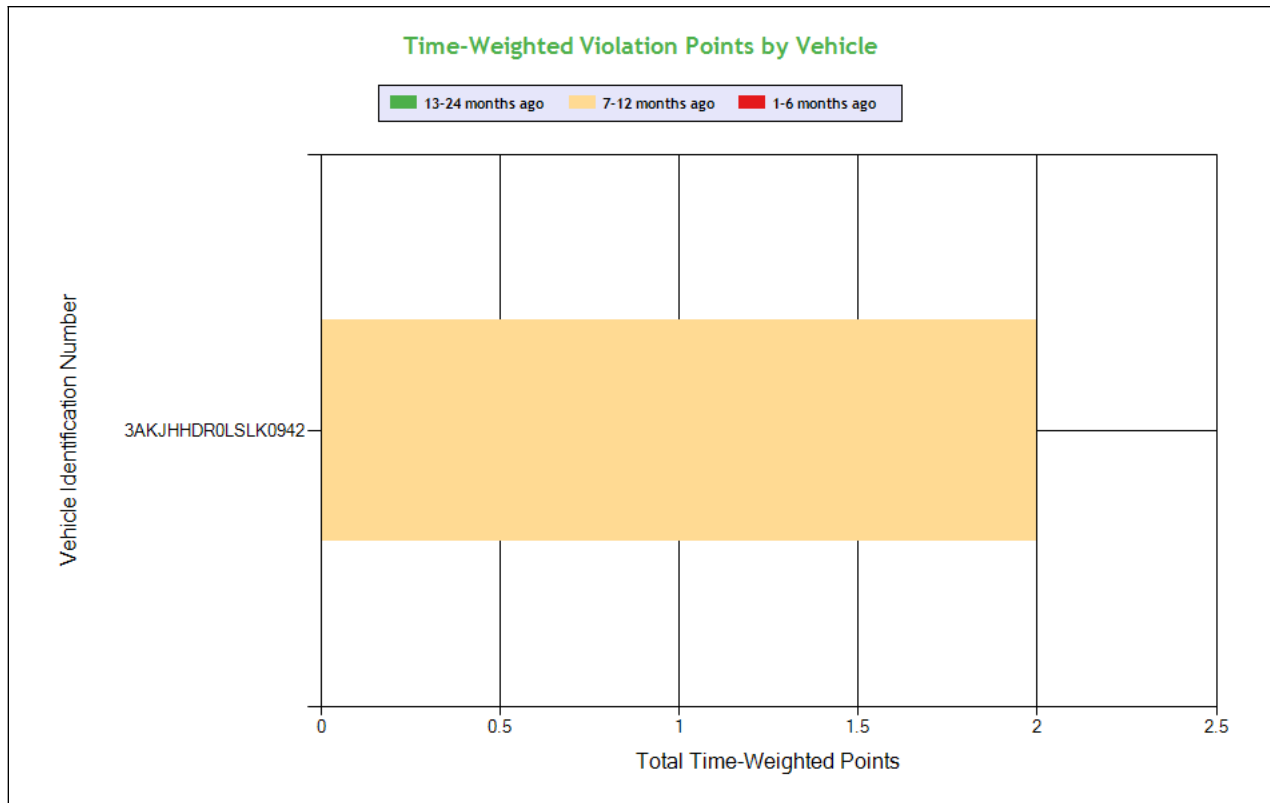
SHIPPERS DETAIL **ToC** based on Inspection results for the last 4 years

Shipper Name	Number of Inspections	Shipper Name	Number of Inspections
FRANZ	1	LINEAGE	1
MONSTER ENERGY CO	1	MONTECUCCO	1
UNITED STATES COLD STORAGE OF CALIFORNIA	1		



Carrier Underwriting Report Safety Summary ToC





See the Excel file for the complete analysis

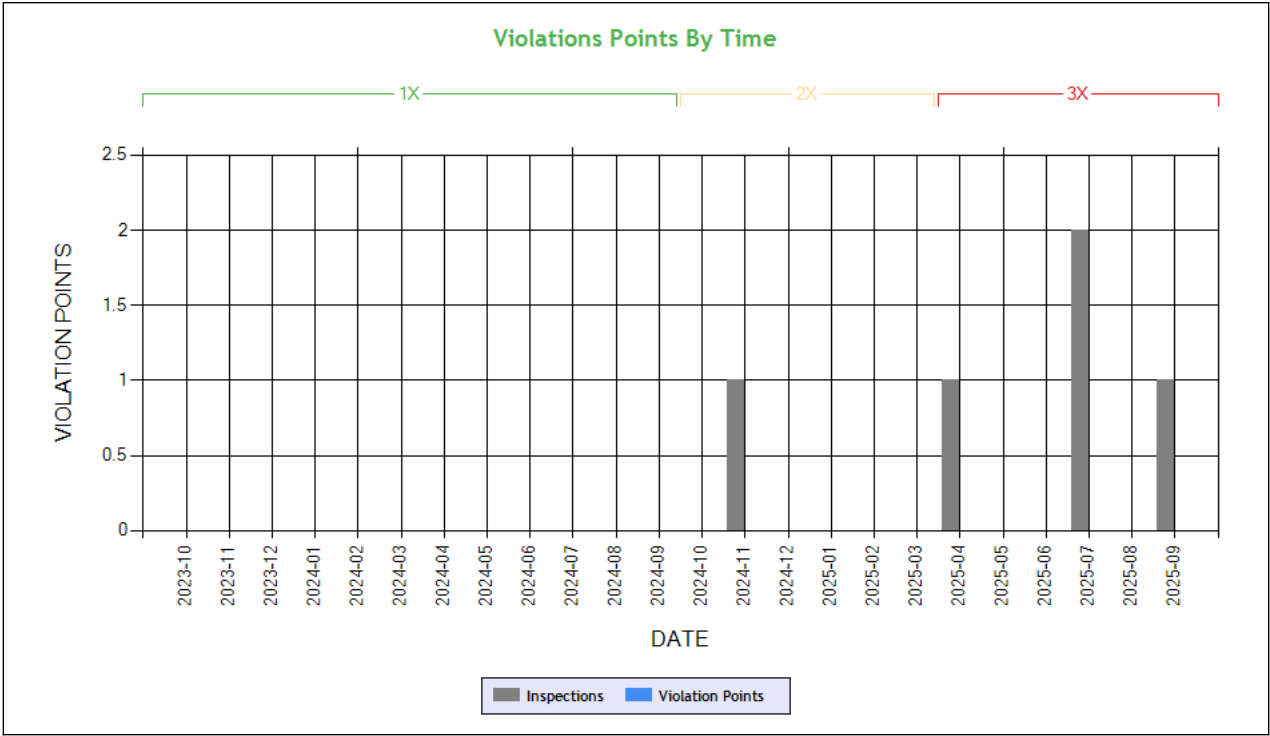
Violations is in (1-6/7-12/13-24mo)

Shaded = Out Of Service Violation			
Violation Group			EOBR Related
Violation Description	Total Time-weighted Points by VIN	% of Total Time-weighted Points by VIN	HOS (ELD) - IN-VEHICLE INFORMATION - FAILING TO HAVE A SUPPLY OF BLANK DRIVER'S RECORDS OF DUTY STATUS GRAPH-GRIDS SUFFICIENT TO RECORD THE DRIVER'S DUTY STATUS A
Driver Resp			Yes
Total Time-weighted Points			2
% Total Time-Wt Pts			100
3AKJHHDR0LSLK0942	2	100	2 (0/1/0)



SAFETY ANALYSIS ToC

Unsafe Driving

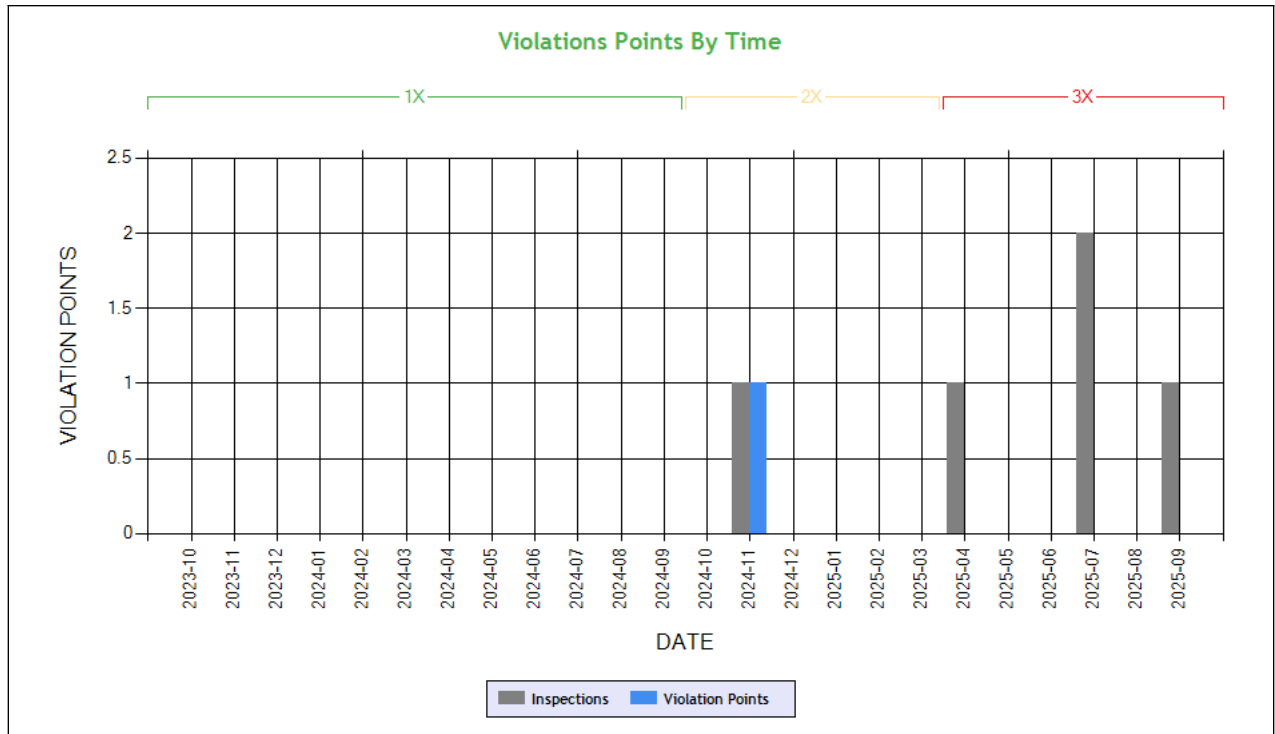


Time-Weighted Violation Points - no data available to draw a chart
Time-Weighted Severity Points by Vehicle - no data available to draw a chart

See the Excel file for the complete analysis # Violations is in (1-6/7-12/13-24mo)

Shaded = Out Of Service Violation		
Violation Group		
Violation Description	Total Time-weighted Points by VIN	% of Total Time-weighted Points by VIN
Driver Resp		
Total Time-weighted Points		
% Total Time-Wt Pts		

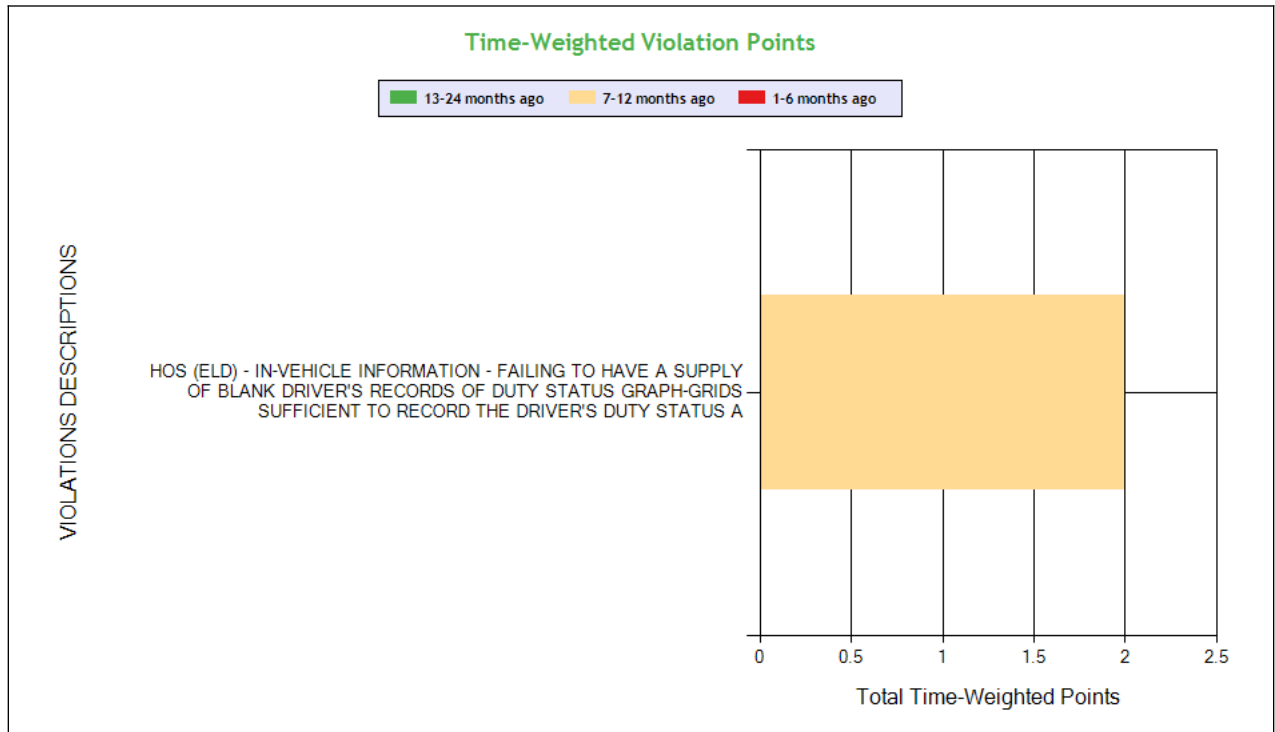
HOS Compliance



Carrier Software
 1-800-646-5152
 info@CarrierSoftware.com

CONFIDENTIAL - Intended for use by Amerigo Insurance Agency - Date: 10/23/2025

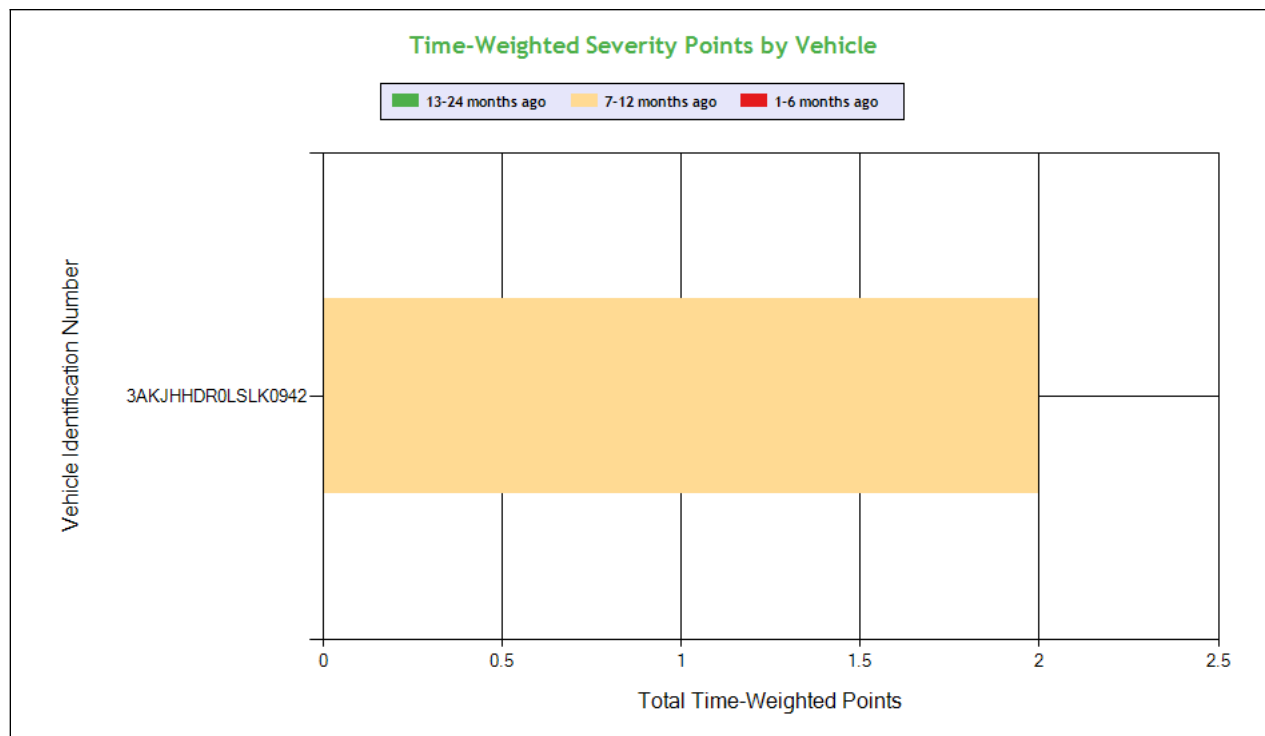
RAJMEHAL TRANSPORT INC - DOT# 4309130 / MC1679321



See the Excel file for the complete analysis

Violations is in (1-6/7-12/13-24mo)

Shaded = Out Of Service Violation



Carrier Software
 1-800-646-5152
 info@CarrierSoftware.com

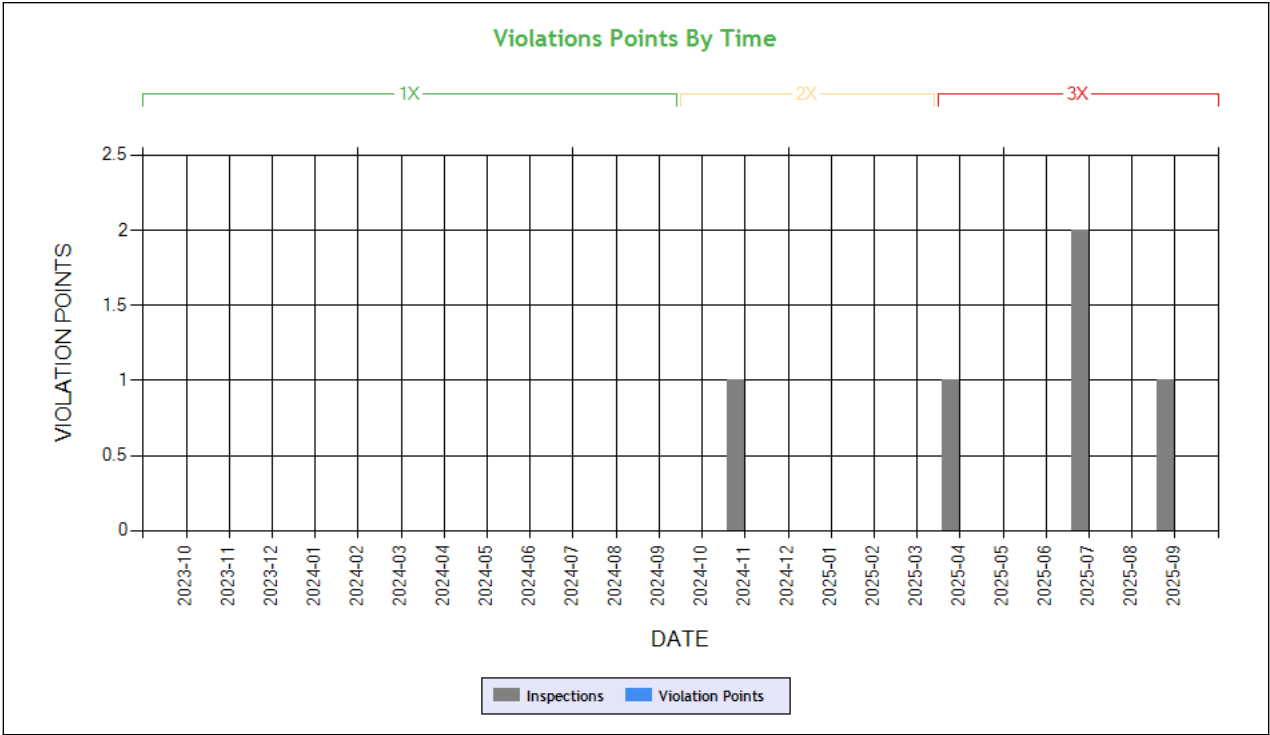
CONFIDENTIAL - Intended for use by Amerigo Insurance Agency - Date: 10/23/2025

RAJMEHAL TRANSPORT INC - DOT# 4309130 / MC1679321

Violation Group			EOBR Related
Violation Description	Total Time-weighted Points by VIN	% of Total Time-weighted Points by VIN	HOS (ELD) - IN-VEHICLE INFORMATION - FAILING TO HAVE A SUPPLY OF BLANK DRIVER'S RECORDS OF DUTY STATUS GRAPH-GRIDS SUFFICIENT TO RECORD THE DRIVER'S DUTY STATUS A
Driver Resp			Yes
Total Time-weighted Points			2
% Total Time-Wt Pts			100
3AKJHHDR0LSLK0942	2	100	2 (0/1/0)



Driver Fitness



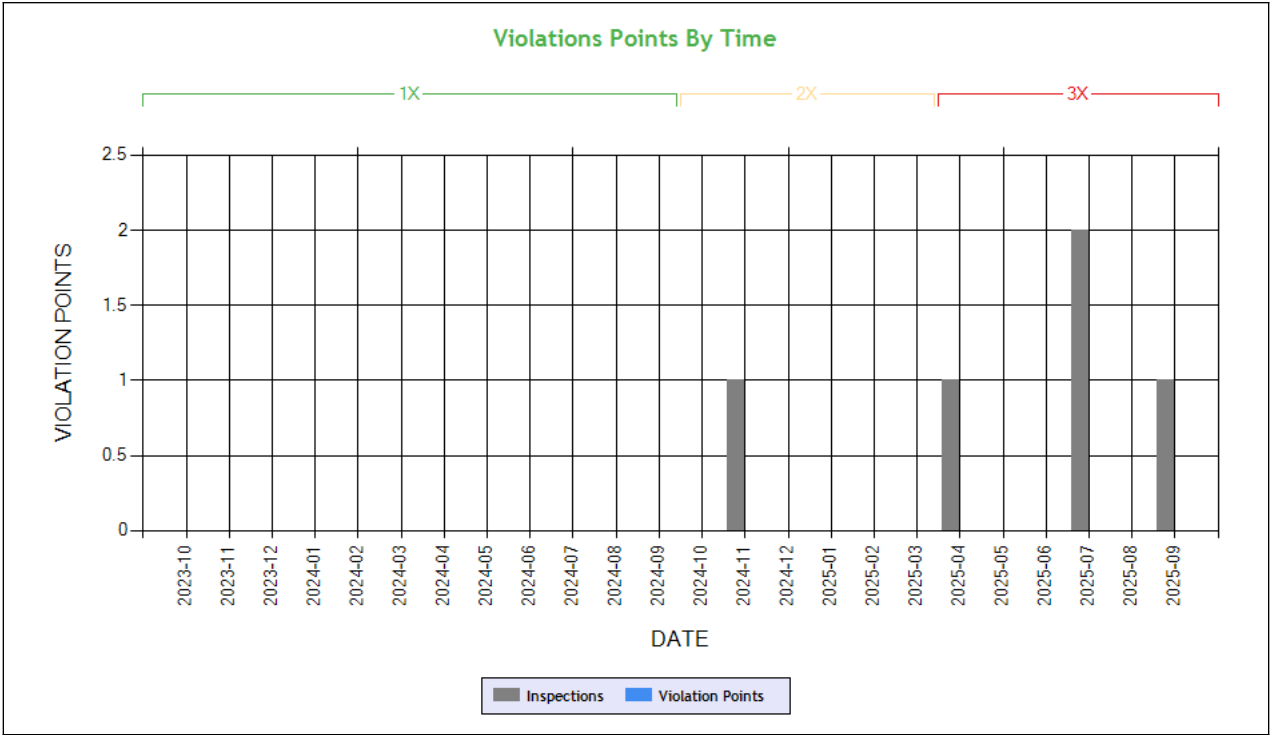
Time-Weighted Violation Points - no data available to draw a chart
Time-Weighted Severity Points by Vehicle - no data available to draw a chart

See the Excel file for the complete analysis # Violations is in (1-6/7-12/13-24mo)

Shaded = Out Of Service Violation		
Violation Group		
Violation Description	Total Time-weighted Points by VIN	% of Total Time-weighted Points by VIN
Driver Resp		
Total Time-weighted Points		
% Total Time-Wt Pts		



Vehicle Maintenance



Time-Weighted Violation Points - no data available to draw a chart
Time-Weighted Severity Points by Vehicle - no data available to draw a chart

See the Excel file for the complete analysis # Violations is in (1-6/7-12/13-24mo)

Shaded = Out Of Service Violation		
Violation Group		
Violation Description	Total Time-weighted Points by VIN	% of Total Time-weighted Points by VIN
Driver Resp		
Total Time-weighted Points		
% Total Time-Wt Pts		

COLOR CODED CRASH TABLE ToC

No crashes have been reported by the DOT on this Motor Carrier
INSPECTIONS WITH SHARED EQUIPMENT:
No Data



LEGEND

Vehicle Information

Inspection for DOT # being analyzed

Inspection for Different DOT #

Crash Information for specific VIN

INSPECTION DETAILS for ALL Inspections

PDF shows the first 100 Power Unit & Trailer VINs with most recent inspections using data from the last 4 years

POWER UNIT Inspections Section

VIN: 3AKJHHDR0LSLK0942			Unit: Truck Tractor		Year: 2020	Make: FREIGHTLINER	
Crash Report No.	DOT	Date	State	Fatalities	Injuries	Tow Away	Vehicles Involved
WA000EF19782	4016026	09/29/2024	WA	0	0	Yes	2
DOT No: 4309130		Docket No: MC1679321		Name: RAJMEHAL TRANSPORT INC		Interstate: Yes	
Date	Unit License	Unit Lic State	Violation Unit	Violation Description	Severity	OOS	Citation
09/10/2025	ZP09023	CA	-	-	-	-	-
07/25/2025	ZP09023	CA	-	-	-	-	-
07/08/2025	ZP09023	CA	-	-	-	-	-
04/16/2025	ZP09023	CA	-	-	-	-	-
11/22/2024	ZP09023	CA	1	395.22H4ELDBRODS - HOS (ELD) - IN-VEHICLE INFORMATION - FAILING TO HAVE A SUPPLY OF BLANK DRIVER'S RECORDS OF DUTY STATUS GRAPH-GRIDS SUFFICIENT TO RECORD THE DRIVER'S DUTY STATUS A	1	No	
DOT No: 3338961		Docket No: MC1065395		Name: MTM TRANSPORT INC		Interstate: Yes	
Date	Unit License	Unit Lic State	Violation Unit	Violation Description	Severity	OOS	Citation
06/26/2024	ZP09023	CA	1	393.9ALTSIR - LIGHTING - TURN SIGNAL -ANY INOPERATIVE ON A UNIT THAT IS NOT THE REARMOST UNIT.	6	No	
06/26/2024	ZP09023	CA	D	395.24 - HOS (ELD) - ELD FORM AND MANNER	1	No	
06/26/2024	ZP09023	CA	1	393.19 - Inoperative/defective hazard warning lamp	6	No	
06/26/2024	ZP09023	CA	1	392.2SLLIFTA - State/Local Laws - State tax/International Fuel Tax (IFTA) violation	0	No	
06/26/2024	ZP09023	CA	1	393.55C1 - ABS - all tractors manufactured on or after 3/1/1997 air brake system	4	No	
06/17/2024	ZP09023	CA	-	-	-	-	-
03/07/2024	ZP09023	CA	-	-	-	-	-
02/20/2024	ZP09023	CA	D	395.8E - False report of drivers record of duty status	7	No	
02/19/2024	ZP09023	CA	1	393.75A3TAOL - TIRES - ALL OTHERS LEAKING OR INFLATION LESS THAN 50% OF THE MAXIMUM INFLATION PRESSURE.	8	Yes	
02/07/2024	ZP09023	CA	-	-	-	-	-
01/25/2024	ZP09023	CA	1	392.2SLEWG2 - State/Local Laws - Excessive Weight-More Than 2501-5000 Lbs Over Gross Weight	0	No	VERBAL
01/22/2024	ZP09023	CA	D	395.8AELD - ELD - No record of duty status (ELD Required)	5	Yes	
01/16/2024	ZP09023	CA	D	395.34A1 - Failing to note malfunction that requires use of paper log	5	No	
01/16/2024	ZP09023	CA	D	395.8E - False report of drivers record of duty status	7	No	
DOT No: 3604175		Docket No: MC1225303		Name: GAKHAL TRANSPORT INC		Interstate: Yes	
Date	Unit License	Unit Lic State	Violation Unit	Violation Description	Severity	OOS	Citation
12/08/2023	ZP02666	CA	-	-	-	-	-
DOT No: 3706		Docket No: MC140665		Name: NEW PRIME INC		Interstate: Yes	
Date	Unit License	Unit Lic State	Violation Unit	Violation Description	Severity	OOS	Citation
09/10/2021	50KR5D	MO	D	392.2SLLS1 - State/Local Laws - Speeding 1-5 Miles Per Hour Over The Speed Limit	0	No	9046151



TRAILER Inspections Section

VIN: 3AKJHHDR0LSLK0942		Unit: Truck Tractor			Year: 2020	Make: FREIGHTLINER		
Crash Report No.	DOT	Date	State	Fatalities	Injuries	Tow Away	Vehicles Involved	
WA000EF19782	4016026	09/29/2024	WA	0	0	Yes	2	
DOT No: 4309130		Docket No: MC1679321		Name: RAJMEHAL TRANSPORT INC		Interstate: Yes		
Date	Unit License	Unit Lic State	Violation Unit	Violation Description		Severity	OOS	Citation
09/10/2025	ZP09023	CA	-	-		-	-	-
07/25/2025	ZP09023	CA	-	-		-	-	-
07/08/2025	ZP09023	CA	-	-		-	-	-
04/16/2025	ZP09023	CA	-	-		-	-	-
11/22/2024	ZP09023	CA	1	395.22H4ELDBRODS - HOS (ELD) - IN-VEHICLE INFORMATION - FAILING TO HAVE A SUPPLY OF BLANK DRIVER'S RECORDS OF DUTY STATUS GRAPH-GRIDS SUFFICIENT TO RECORD THE DRIVER'S DUTY STATUS A		1	No	
DOT No: 3338961		Docket No: MC1065395		Name: MTM TRANSPORT INC		Interstate: Yes		
Date	Unit License	Unit Lic State	Violation Unit	Violation Description		Severity	OOS	Citation
06/26/2024	ZP09023	CA	1	393.9ALTSIR - LIGHTING - TURN SIGNAL -ANY INOPERATIVE ON A UNIT THAT IS NOT THE REARMOST UNIT.		6	No	
06/26/2024	ZP09023	CA	D	395.24 - HOS (ELD) - ELD FORM AND MANNER		1	No	
06/26/2024	ZP09023	CA	1	393.19 - Inoperative/defective hazard warning lamp		6	No	
06/26/2024	ZP09023	CA	1	392.2SLLIFTA - State/Local Laws - State tax/International Fuel Tax (IFTA) violation		0	No	
06/26/2024	ZP09023	CA	1	393.55C1 - ABS - all tractors manufactured on or after 3/1/1997 air brake system		4	No	
06/17/2024	ZP09023	CA	-	-		-	-	-
03/07/2024	ZP09023	CA	-	-		-	-	-
02/20/2024	ZP09023	CA	D	395.8E - False report of drivers record of duty status		7	No	
02/19/2024	ZP09023	CA	1	393.75A3TAOL - TIRES - ALL OTHERS LEAKING OR INFLATION LESS THAN 50% OF THE MAXIMUM INFLATION PRESSURE.		8	Yes	
02/07/2024	ZP09023	CA	-	-		-	-	-
01/25/2024	ZP09023	CA	1	392.2SLEWGW2 - State/Local Laws - Excessive Weight-More Than 2501-5000 Lbs Over Gross Weight		0	No	VERBAL
01/22/2024	ZP09023	CA	D	395.8AELD - ELD - No record of duty status (ELD Required)		5	Yes	
01/16/2024	ZP09023	CA	D	395.34A1 - Failing to note malfunction that requires use of paper log		5	No	
01/16/2024	ZP09023	CA	D	395.8E - False report of drivers record of duty status		7	No	
DOT No: 3604175		Docket No: MC1225303		Name: GAKHAL TRANSPORT INC		Interstate: Yes		
Date	Unit License	Unit Lic State	Violation Unit	Violation Description		Severity	OOS	Citation
12/08/2023	ZP02666	CA	-	-		-	-	-
DOT No: 3706		Docket No: MC140665		Name: NEW PRIME INC		Interstate: Yes		
Date	Unit License	Unit Lic State	Violation Unit	Violation Description		Severity	OOS	Citation
09/10/2021	50KR5D	MO	D	392.2SLLS1 - State/Local Laws - Speeding 1-5 Miles Per Hour Over The Speed Limit		0	No	9046151

Inspection Summary By Month (based on inspections from the last 4 years) ToC						
Year-Month	Number of Inspections	Number of Power Units	Total Violations	Total OOS Inspections	Total Severity Points	Number of Crashes
2025-09	1	1	0	0	0	0
2025-07	2	2	0	0	0	0
2025-04	1	1	0	0	0	0
2024-11	1	1	1	0	1	0
Note: The most recent month's counts may not include all the inspections for that month.						



VIN Inspection Violation Details ToC

of VINs: 2 # of Insp: 2 Severity Weight: 2 Avg. Weight/VIN: 1.0 (based on inspections in the last 4 years, showing top 50 VINs inspected most recently)

VIN 1UYVS2533GU412688		# of Inspections: 1		Total Severity: 1		Percentage of Total: 50.00%		Avg. Weight Per Inspection: 1.0	
Inspection Date	Inspection ID	Inspection State	Location Description	Total Severity	# of Violations	Shipper Name	Inspection Level	Post Accident	Out of Service
11/22/2024	83231475	OR	ASHLAND OR	1	1	UNITED STATES COLD STORAGE OF CALIFORNIA	3	No	No
BASIC		Unit Type		Severity		Description		Out of Service	
Hours-Of-Serivce Compliance		Semi Trailer		1		395.22H4ELDBRODS:HOS (ELD) - IN-VEHICLE INFORMATION - FAILING TO HA		No	
VIN 3AKJHHDR0LSLK0942		# of Inspections: 1		Total Severity: 1		Percentage of Total: 50.00%		Avg. Weight Per Inspection: 1.0	
Inspection Date	Inspection ID	Inspection State	Location Description	Total Severity	# of Violations	Shipper Name	Inspection Level	Post Accident	Out of Service
11/22/2024	83231475	OR	ASHLAND OR	1	1	UNITED STATES COLD STORAGE OF CALIFORNIA	3	No	No
BASIC		Unit Type		Severity		Description		Out of Service	
Hours-Of-Serivce Compliance		Truck Tractor		1		395.22H4ELDBRODS:HOS (ELD) - IN-VEHICLE INFORMATION - FAILING TO HA		No	

Inspection History ToC

Inspection Date	Report Number	Report State	PU VIN	TR VIN	Severity Weight	Time Weight
09/10/2025	AP08190687	OR	3AKJHHDR0LSLK0942 - Truck Tractor	1UYVS2530J2246620 - Semi Trailer		3
07/25/2025	NCT2007557	CA	3AKJHHDR0LSLK0942 - Truck Tractor	1UYVS2530J2246620 - Semi Trailer		3
07/08/2025	2105004320	WA	3AKJHHDR0LSLK0942 - Truck Tractor	1UYVS2530J2246620 - Semi Trailer		3
04/16/2025	AP90170271	OR	3AKJHHDR0LSLK0942 - Truck Tractor	1UYVS2530J2246620 - Semi Trailer		3
11/22/2024	AW33050128	OR	3AKJHHDR0LSLK0942 - Truck Tractor	1UYVS2533GU412688 - Semi Trailer		2
Power Unit Violation - Hours-Of-Service (HOS) Compliance Violation: 395.22H4ELDBRODS - HOS (ELD) - IN-VEHICLE INFORMATION - FAILING TO HAVE A SUPPLY OF BLANK DRIVER'S RECORDS OF DUTY STATUS GRAPH-GRIDS SUFFICIENT TO RECORD THE DRIVER'S DUTY STATUS A					1	

Only the first 20 inspections are shown. See the live report for more data.

Crash Hot Spots ToC

State	Level 1 (lowest crash frequency)	Level 2	Level 3	Level 4	Level 5 (highest crash frequency)
California	0	0	0	0	1
Oregon	0	3	0	0	0
Washington	1	0	0	0	0
Total	1	3	0	0	1

Company Level: 2

Equipment and Driver Details ToC

	Equipment (Owned/Leased/Trip)			Driver Details		
MCS-150 Date	Tractors	Straight Trucks	Trailers	CDL's	Interstate	Intrastate
06/19/2025	1/0/0	0/0/0	0/1/0	0	1	0
10/14/2024	1/0/0	0/0/0	0/1/0	0	0	0

Chameleon Type 1 - Chameleon issues highlighted in RED ToC



DOT	Legal Name	MCS-150 Date	Physical Address	Mailing Address	Company Rep 1	Company Rep 2	Phone	Fax	Cell Phone	Email
3662123	B JOT EXPRESS INC	10/13/2025	7811 PRISM WAY, BAKERSFIELD, CA, 93313	7811 PRISM WAY, BAKERSFIELD, CA, 93313	ANGREJ SINGH		(510)-374-2687			BJOTEXPRESS@GMAIL.COM
3202079	ANGREJ SINGH	09/25/2025	6356 N GENOA AVE, FRESNO, CA, 93722	6356 N GENOA AVE, FRESNO, CA, 93722-3349	ANGREJ SINGH		(559)-513-6111		(559)-281-8400	ARRIBRAR694@GMAIL.COM
4314189	SARGUN TRANS INC	09/04/2025	1301 RICHLAND AVE APT 347, MODESTO, CA, 95351	1301 RICHLAND AVE APT 347, MODESTO, CA, 95351-5023	ANGREJ SINGH		(209)-556-8213		(209)-556-8213	SARGUNTRANS INC@GMAIL.COM
3496613	ASB LOGISTICS LLC	08/12/2025	7359 WISER HEIGHTS RD, FERNDALE, WA, 98248	7359 WISER HEIGHTS RD, FERNDALE, WA, 98248	ANGREJ SINGH		(408)-705-3415			ASB1878@YAHOO.COM
3501748	PARNEET TRUCKING INC	08/06/2025	7049 W HOLLAND AVE, FRESNO, CA, 93723	7049 W HOLLAND AVE, FRESNO, CA, 93723	ANGREJ SINGH		(559)-704-6280		(559)-704-6280	PARNEETTRUCKINGINC@GMAIL.COM
3468405	AGS TRUCKING INC	07/21/2025	2336 STEPHEN ROBERT LN, MANTECA, CA, 95337-8732	2336 STEPHEN ROBERT LN, MANTECA, CA, 95337-8732	ANGREJ SINGH		(510)-598-8651		(510)-857-4108	ANGURSHAN@GMAIL.COM
3609172	RANDHAWA FREIGHT INC	04/23/2025	6197 W KEATS AVE, FRESNO, CA, 93723	PO BOX 217 4460 W SHAW AVE, FRESNO, CA, 93722	ANGREJ SINGH		(650)-960-6770		(650)-960-6770	RANDHAWAFREIGHTINC@GMAIL.COM
4204364	WHITE EAGLE LOGISTICS INC	04/17/2025	2185 W COLLEGE AVE APT 3044, SAN BERNARDINO, CA, 92407	2185 W COLLEGE AVE APT 3044, SAN BERNARDINO, CA, 92407	ANGREJ SINGH		(559)-458-8387		(559)-458-8387	WHITEEAGLELOGISTICS@GMAIL.COM
4199542	STL TRUCKLINES INC	04/15/2025	5954 W INDIANAPOLIS AVE, FRESNO, CA, 93722	5795 W LAGUNA AVE, FRESNO, CA, 93722-0483	ANGREJ SINGH		(559)-917-9001		(559)-917-9001	STLTRUCKLINE SINC@GMAIL.COM
3704460	KB CARRIER INC	03/28/2025	9218 BRAYTON PL, INDIANAPOLIS, IN, 46259	9218 BRAYTON PL, INDIANAPOLIS, IN, 46259	ANGREJ SINGH		(209)-607-0595		(209)-607-0595	KBCARRIER02@GMAIL.COM

Chameleon Type 2 ToC

VIN	Unit Type	Inspection Date	DOT No	Company Name	City	State
-----	-----------	-----------------	--------	--------------	------	-------