



## Table of Contents

1. Overview	2. BASIC Scores History
3. BASIC Measures	4. KPI: BASIC Measures by Cargo Group
5. Estimated ISS Score	6. Investigation Results
7. Penalties History	8. Acute Critical Violations
9. Red Flag Violation Details	10. DOT Registration Information
11. DOT MCS-150 History	12. Crash Summary
13. Inspection Summary	14. KPI: Inspection Viol OOS Rates by Cargo Group
15. FHWA Registration Information	16. FHWA Insurance Information
17. FHWA Authorities	18. Severe Violations
19. Violation Report	20. Violation Summary
21. Violation Enforcement Chronology	22. Inspection Violations & OOS Counts
23. Radius Of Operation	24. Inspection & Crash Locations
25. Cargo Hot Spots	26. Inspection Violations & OOS Chronology
27. Percent of Insp & Crash by State	28. VIN Insp Summary by State
29. Violations By Unit Type	30. Inspection/Crash Map
31. Equipment Ownership	32. Equipment Details
33. Vehicle Age	34. States of Power Unit Registrations
35. Equipment Acquisitions	36. Driver Details
37. Shared VIN Summary	38. Shipper Table
39. Safety Summary	40. Safety Details
41. Crash Detail Color Coded PDF	42. Inspections with Shared Equipment
43. Inspection Tabular Details	44. Inspection Summary By Month
45. VIN Inspection Violation Details	46. Inspection History
47. Crash Hot Spots	48. DOT MCS-150 History Equipment and Driver Details
49. Chameleon	



**Business Address**

4079 W CAMBRIDGE AVE  
FRESNO, CA  
93722

**Contact Info**

(856)-308-0363  
1313LOGISTICSINC24@GMAIL.COM

**FHWA Address**

4079 W CAMBRIDGE AVE  
FRESNO,CA,93722  
**Phone:**(856)-308-0363

**Mailing Address**

4079 W CAMBRIDGE AVE  
FRESNO, CA  
93722-6897

**Overview ToC**

**Operating Status:** AUTHORIZED FOR Property  
2 other companies viewed this DOT in the past two months  
**Crash/PU ratio:** 0.0%  
**Clean Inspection ratio:** No inspections

**Estimated BASIC Scores (as of 11/28/2025)**

	Unsafe Driving	Hours of Service	Driver Fitness	Controlled Sub. and Alcohol	Vehicle Maintenance	HM Compliance	Crash
<b>Relative Scores</b>	0% ○	0% ○	0% ○	0% ○	0% ○	0% ○	0% ○
<b>Alert Status</b>	No	No	No	No	No	No	No



**Estimated Inspection Selection System (ISS) Score: 63**  
**Category: Optional Inspect**

\* The Estimated ISS score is based on Insufficient Data Algorithm \*

**BASIC Scores History - Unsafe Driving ToC**

There are no Scores for this BASIC

**BASIC Scores History - Hours of Service ToC**

There are no Scores for this BASIC

**BASIC Scores History - Driver Fitness ToC**

There are no Scores for this BASIC

**BASIC Scores History - Controlled Substance ToC**

There are no Scores for this BASIC



**BASIC Scores History - Vehicle Maintenance ToC**

There are no Scores for this BASIC

**BASIC Scores History - Crash ToC**

There are no Scores for this BASIC

**BASIC Scores History - Hazmat ToC**

There are no Scores for this BASIC

**BASIC Measures: Violation Points per Inspection Trends ToC**

No inspection violations

**BASIC Measures \* - Table ToC**

UD-Unsafe Driving, HOS-Hours of Service, DF-Driver Fitness, CS-Controlled Substances, VM-Vehicle Maintenance

Date	UD Measure	UD AC	UD with Viol	HOS Measure	HOS AC	HOS with Viol	DF Measure	DF AC	DF with Viol	CS Measure	CS AC	CS with Viol	VM Measure	VM AC	VM with Viol
11/2025	0.00	N	0	0.00	N	0	0.00	N	0	0.00	N	0	0.00	N	0
10/2025	0.00	N	0	0.00	N	0	0.00	N	0	0.00	N	0	0.00	N	0
09/2025	0.00	N	0	0.00	N	0	0.00	N	0	0.00	N	0	0.00	N	0
08/2025	0.00	N	0	0.00	N	0	0.00	N	0	0.00	N	0	0.00	N	0
07/2025	0.00	N	0	0.00	N	0	0.00	N	0	0.00	N	0	0.00	N	0
06/2025	0.00	N	0	0.00	N	0	0.00	N	0	0.00	N	0	0.00	N	0
05/2025	0.00	N	0	0.00	N	0	0.00	N	0	0.00	N	0	0.00	N	0
04/2025	0.00	N	0	0.00	N	0	0.00	N	0	0.00	N	0	0.00	N	0
03/2025	0.00	N	0	0.00	N	0	0.00	N	0	0.00	N	0	0.00	N	0
02/2025	0.00	N	0	0.00	N	0	0.00	N	0	0.00	N	0	0.00	N	0
01/2025	0.00	N	0	0.00	N	0	0.00	N	0	0.00	N	0	0.00	N	0

\* BASIC Measures are the absolute SMS scores that are compared within each Safety Event Group to determine the BASIC Score percentiles.

**KPI: BASIC Measures by Fleet Size and Cargo Group ToC**

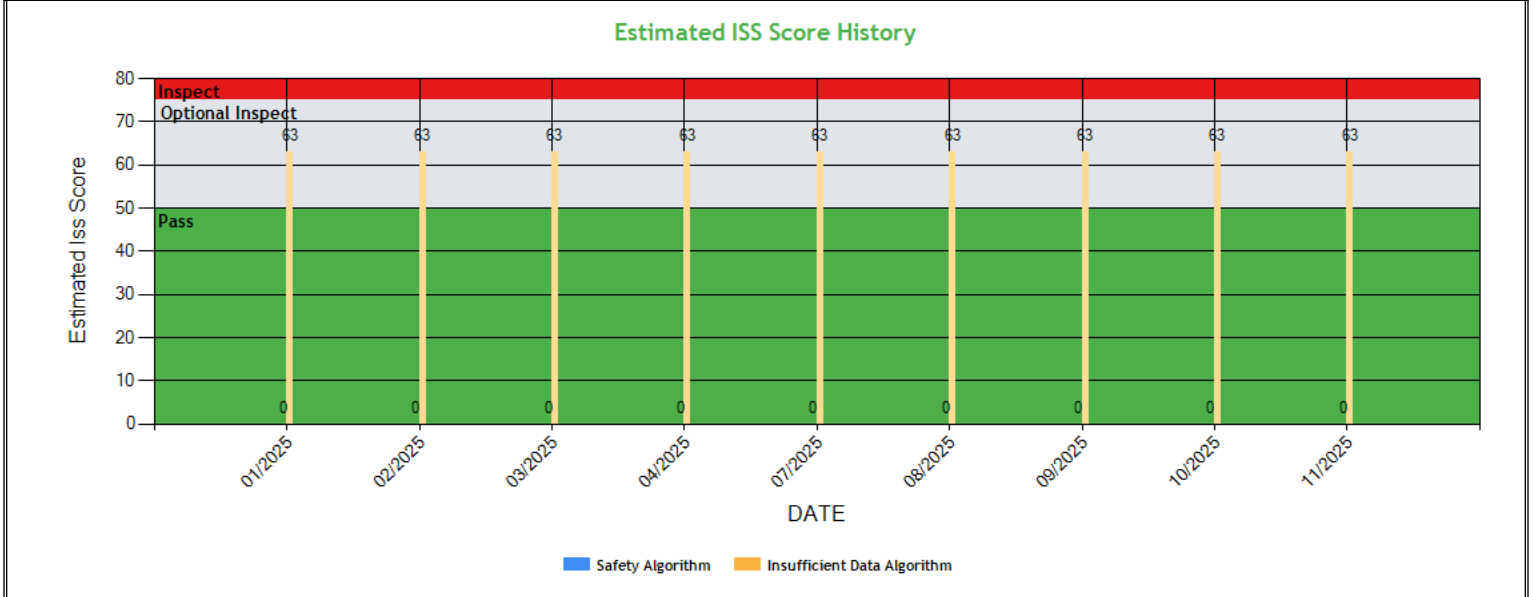
Fleet Size: 1-5 PUs

Cargo Group (Companies)	Unsafe Driving		Hours of Service		Driver Fitness		Controlled Substance		Vehicle Maintenance		HM Compliance		Crash	
	Avg.	Comp. to Avg.	Avg.	Comp. to Avg.	Avg.	Comp. to Avg.	Avg.	Comp. to Avg.	Avg.	Comp. to Avg.	Avg.	Comp. to Avg.	Avg.	Comp. to Avg.
Bulk Goods (246911)	0.75	Better	0.20	Better	0.14	Better	0.01	Better	1.67	Better	0.01	Better	0.06	Better
General Freight (487771)	0.78	Better	0.21	Better	0.21	Better	0.01	Better	1.88	Better	0.01	Better	0.06	Better
Refrigerated (61481)	1.50	Better	0.52	Better	0.18	Better	0.02	Better	2.65	Better	0.01	Better	0.11	Better
1313 LOGISTICS INC	0.00		0.00		0.00		0.00		0.00		0.00		0.00	



## Estimated ISS Score History - Chart [ToC](#)

### About the Inspection Selection System



## Estimated ISS Score History - Table [ToC](#)

Date	Estimated ISS Score	Recommendation	Algorithm
11/28/2025	63	Optional Inspect	Insufficient Data Algorithm
10/31/2025	63	Optional Inspect	Insufficient Data Algorithm
09/26/2025	63	Optional Inspect	Insufficient Data Algorithm
08/29/2025	63	Optional Inspect	Insufficient Data Algorithm
07/25/2025	63	Optional Inspect	Insufficient Data Algorithm
06/30/2025	63	Optional Inspect	Insufficient Data Algorithm
05/31/2025	63	Optional Inspect	Insufficient Data Algorithm
04/25/2025	63	Optional Inspect	Insufficient Data Algorithm
03/28/2025	63	Optional Inspect	Insufficient Data Algorithm
02/28/2025	63	Optional Inspect	Insufficient Data Algorithm
01/31/2025	63	Optional Inspect	Insufficient Data Algorithm

## Investigation Results [ToC](#)

No Investigations reported on FMCSA website

## Penalties History [ToC](#)

There is a problem with the Penalties data on FMCSA website.

## Acute Critical Violations (Based on Investigations as per CSA Methodology Appendix A) [ToC](#)

No Data

No red flag violations in the last 24 months



DOT Registration Information: The following information on this specific DOT # is from the Federal DOT (as of Operating Authority)					
DOT Registration: 01/15/2025		Total Power Units: 1	Total Trucks: 1	Total Trailers: 1	Total Passenger Vehicles: 0
Status	Entity Type	Organization Type	Nation	Total Cars	Drivers / CDL Drivers
A	C	-	US	0	1* / 1
MCS-150 Date	Op Codes	Shipper Op Codes	Shipper HazMat Op Codes	Latest Review Type	Latest Review Document Number(Date)
07/08/2025	A				()
MCS-150 Mileage (Year)	Record Update Date	Transports Hazmats	DOT Census Date	Recordable Accident Rate	Preventable Accident Rate
30,000 (2025)	07/08/2025	N		0%	0%
MCS-151 Mileage	Safety Rating (Date)	SEA Accident	SEA Driver	SEA Vehicle	SEA Management
0	None (None)	0%	0%	0%	0%
Classification Codes		Cargo Carried (per MCS-150)			
Authorized-For-Hire		General Freight, Fresh Produce, Meat, Refrigerated foods, Beverages			

DOT MCS-150 History <a href="#">ToC</a>			(as of 07/11/2025 DOT census)							
Census Date	MCS-150 Date	MCS-150 Mileage	VMT Year	Power Units	Drivers	Trailers	Company Rep1	Company Rep2	Email	
7/11/2025	7/8/2025	30000	2025	1	1	-	GURSIMRANJIT SINGH		1313LOGISTICSINC24@GMAIL.COM	
5/9/2025	5/6/2025	1	2025	1	1	-	GURSIMRANJIT SINGH		1313LOGISTICSINC24@GMAIL.COM	
2/21/2025	2/18/2025	1	2025	1	1	-	GURSIMRANJIT SINGH		1313LOGISTICSINC24@GMAIL.COM	
1/20/2025	1/15/2025	0		1	1	-	GURSIMRANJIT SINGH			

<b>Crash Summary Chart</b> <a href="#">ToC</a> <b>Crashes Summary - Chart</b> (based on all available crash data)
<b>No Data</b>

Crashes Summary - Table (based on all available crash data) <a href="#">ToC</a>										
	TOTAL	Last 6 months	7-12 months	13-18 months	19-24 months	25-30 months	30-36 months	37-41 months	42-48 months	Over 49 months
Total Reportable	0	0	0	0	0	0	0	0	0	0
Fatalities	0	0	0	0	0	0	0	0	0	0
Injuries	0	0	0	0	0	0	0	0	0	0
Tow Away	0	0	0	0	0	0	0	0	0	0
With Citations	0	0	0	0	0	0	0	0	0	0
Federal Recordable	0	0	0	0	0	0	0	0	0	0
Preventable	0	0	0	0	0	0	0	0	0	0
Crash per Pwr Unit	-	0.0%	0.0%	0.0%	0.0%	0.0%	0.0%	0.0%	0.0%	-



## Inspection Summary **ToC**

The following inspection information is based on results for 24 months prior to: 12/30/2025. Please note that the total inspections number is not necessarily the total of the vehicle, driver and hazmat inspections, as one inspection may have included any combination of the below inspections.

Overall	Vehicle	Driver	Hazmat
(Please note that the total inspections number is not necessarily the total of the vehicle, driver and hazmat inspections, as one inspection may have included any combination of the below inspections)  Total Inspections: 0 Total Out of Service: 0  Out of Service: 0% National Average: 20.65% Difference: -20.65%	Total Inspections: 0 Total Out of Service: 0  Out of Service: 0.00% National Average: 24.65% Difference: -24.65%	Total Inspections: 0 Total Out of Service: 0  Out of Service: 0.00% National Average: 6.66% Difference: -6.66%	Total Inspections: 0 Total Out of Service: 0  Out of Service: 0.00% National Average: 2.04% Difference: -2.04%

## KPI: Inspection Viol OOS Rates by Cargo Group **ToC**

Cargo Group	OVERALL		VEHICLE		DRIVER		HAZMAT	
	Average	Compared to Average	Average	Compared to Average	Average	Compared to Average	Average	Compared to Average
1313 LOGISTICS INC	0%		0%		0%		0%	
No data								

## FHWA Registration Information: The following data on this Motor Carrier is from the Federal Hwy Administration (as of 2/20/2025)

Docket Number	DOT Number	Company Name	DBA Name	Address	City	State	Country	ZIP Code
MC1698683	4346076	1313 LOGISTICS INC		4079 W CAMBRIDGE AVE	FRESNO	CA	US	93722
Phone Number	Fax Number	Mail Address	Mail City	Mail State	Mail Contry	Mail ZIP Code	Mail Phone Number	Mail Fax Number
(856)-308-0363		4079 W CAMBRIDGE AVE	FRESNO	CA	US	93722-6897		
Date of Last Change	Freight	Passenger	Household Goods	Active Authority	Pending Authority	Revocation Pending Authority		
2/20/2025	Y	N	N	/ Common /	/	/		

## Insurance Required (as of 02/20/2025) **ToC**

Docket Number	Insurance Type	Insurance Required	Insurance on File
MC1698683	BIPD	\$750k	\$1000k
MC1698683	Cargo	No	No
MC1698683	Bond	No	No

## Active / Pending Insurance (as of 02/20/2025)

Docket Number	Form	Type	Insurance Carrier	Policy/Surety	Coverage From	Coverage To	Required	On File	Effective Date	Cancel Date
MC1698683	91X	BIPD/Primary	GREAT WEST CASUALTY CO.	GRT35867A	\$0k	\$1000k	\$750k	\$1000k	02/05/2025	-

## Insurance History (as of 02/20/2025)

No Data for Insurance History (as of 02/20/2025)



FHWA Authorities (as of 02/20/2025) <a href="#">ToC</a>								
Docket#	L&I Name	Active Authority	Inactive Authority	Pending Authority	Revocation Pending Authority	Freight	Passenger	Household Goods
MC1698683	1313 LOGISTICS INC	Common /				Yes	No	No

Authority History (as of 02/20/2025)				
Docket Number	Sub	Auth Type	Original Action	Disposition
MC1698683		COMMON	GRANTED 2/6/2025 12:00:00 AM	

Severe Violations (i.e. those with >= 8 points) - Chart <a href="#">ToC</a>
---

No Data

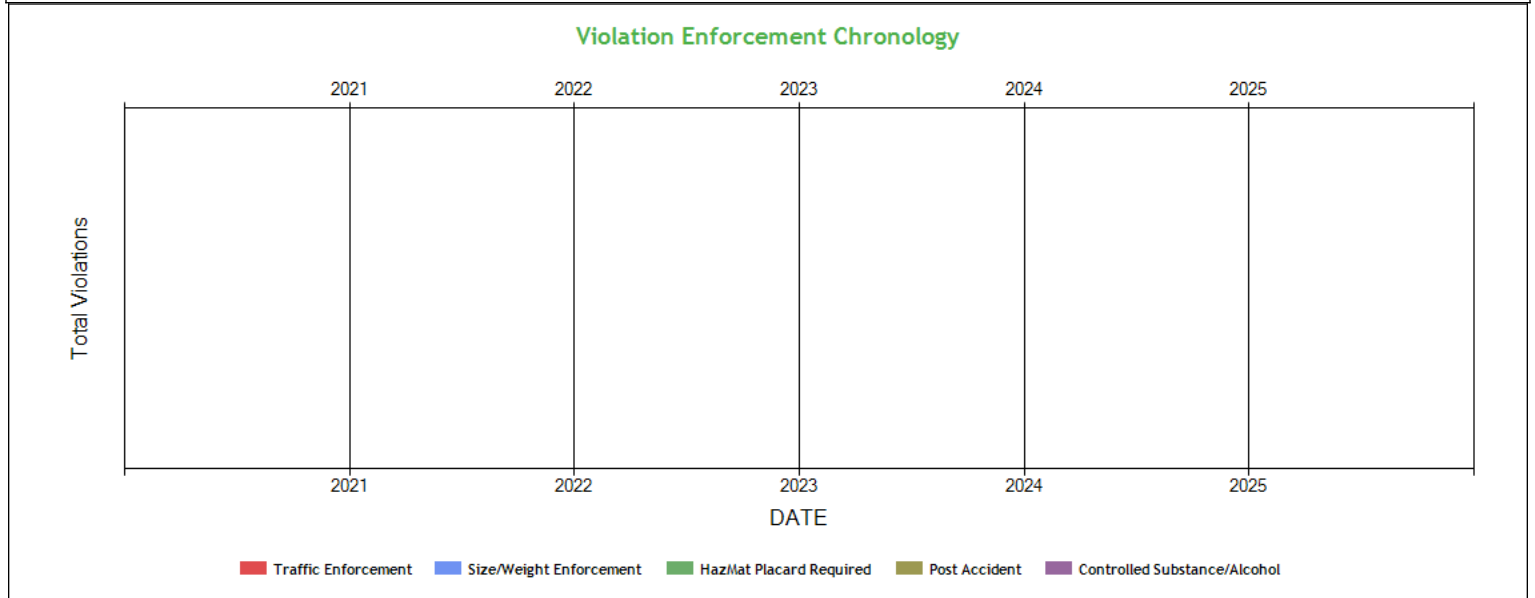
Severe Violations (i.e. those with >= 8 points) - Table
---

No Data

No data for Violation Report [ToC](#)

No data for Violation Summary

Violation Enforcement Chronology - Chart <a href="#">ToC</a>
--

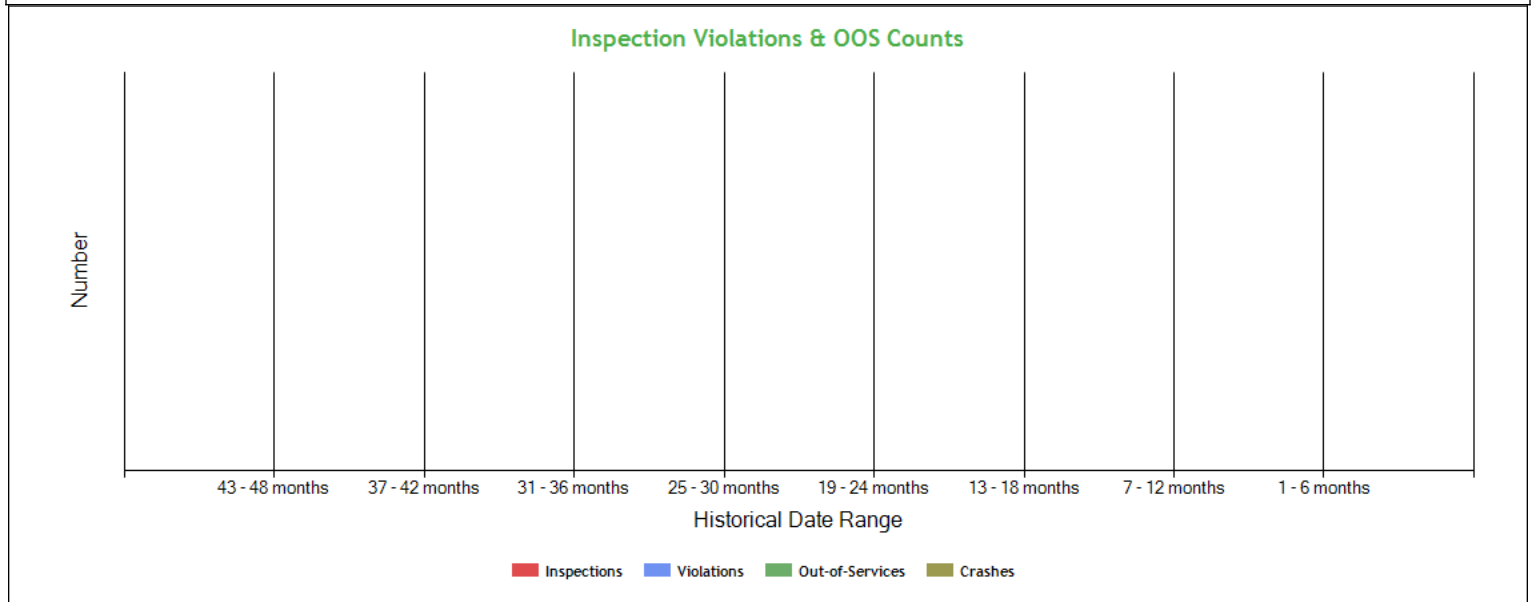




**Violation Enforcement Chronology - Table** [ToC](#)

	2021	2022	2023	2024	2025
Traffic Enforcement	0	0	0	0	0
Size/Weight Enforcement	0	0	0	0	0
HazMat Placard Required	0	0	0	0	0
Post Accident	0	0	0	0	0
Controlled Substance/Alcohol	0	0	0	0	0

**Inspection Violations & OOS Counts - Chart** [ToC](#)



**Inspection Violations & OOS Counts - Table** [ToC](#)

Date Range	Inspections	Violations	Out-of-Services	Crashes
TOTAL	0	0	0	0
1 - 6 months	0	0	0	0
7 - 12 months	0	0	0	0
13 - 18 months	0	0	0	0
19 - 24 months	0	0	0	0
25 - 30 months	0	0	0	0
31 - 36 months	0	0	0	0
37 - 42 months	0	0	0	0
43 - 48 months	0	0	0	0

**Radius of Operation (based on Inspections and Crashes during the past 3 years)** [ToC](#)

No Data

**Inspection & Crash Locations - Chart** [ToC](#)

No Data

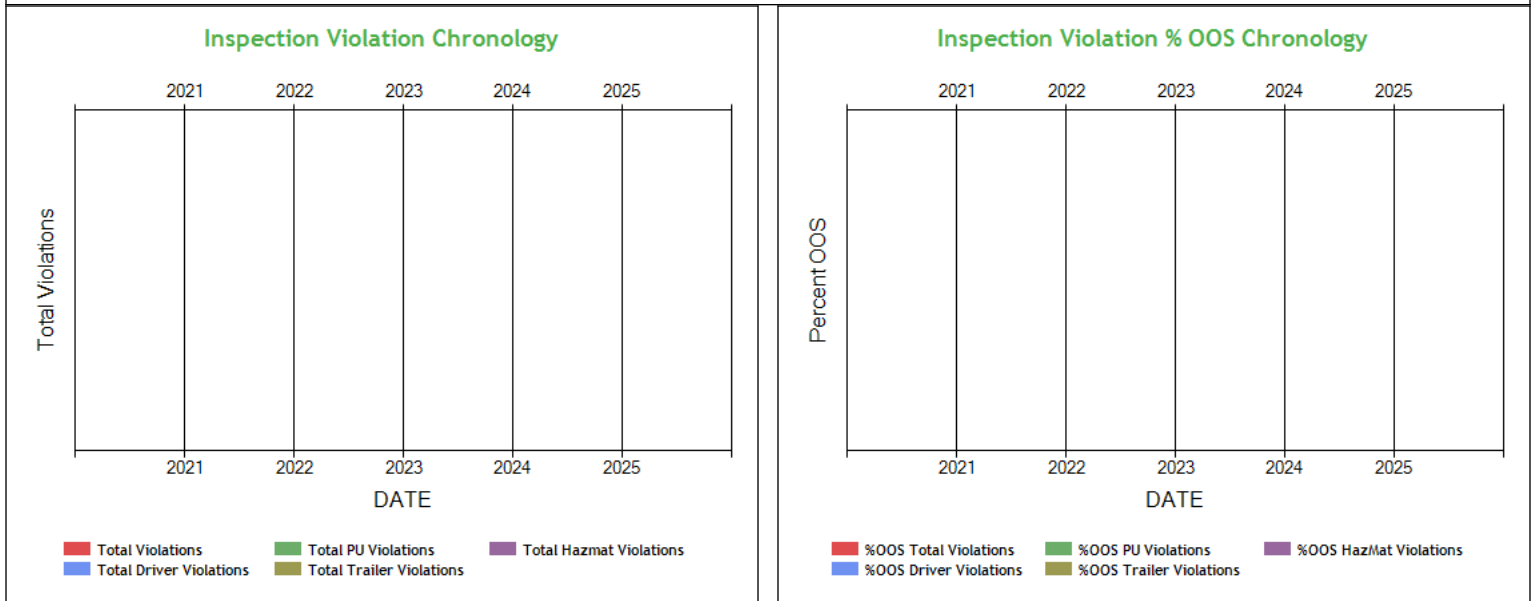


**Inspection & Crash Locations - Table** [ToC](#)

No Data

No hot spot data in the last 12 months

**Inspection Violation % OOS Chronology - Chart** [ToC](#)



**Inspection Violation % OOS Chronology - Table** [ToC](#)

	2021	2022	2023	2024	2025
Total Violations	0	0	0	0	0
Total Out Of Services	0	0	0	0	0
%OOS Total Violations	0	0	0	0	0
Total Driver Violations	0	0	0	0	0
Total Driver Out Of Services	0	0	0	0	0
%OOS Driver Violations	0	0	0	0	0
Total PU Violations	0	0	0	0	0
Total PU Out Of Services	0	0	0	0	0
%OOS PU Violations	0	0	0	0	0
Total Trailer Violations	0	0	0	0	0
Total Trailer Out Of Services	0	0	0	0	0
%OOS Trailer Violations	0	0	0	0	0
Total Hazmat Violations	0	0	0	0	0
Total Hazmat Out Of Services	0	0	0	0	0
%OOS HazMat Violations	0	0	0	0	0

**Percent of Insp & Crash by State - Chart** [ToC](#)

No Data



Percent of Insp & Crash by State - Table (based on Inspection data from the last 4 years) ToC								
State	Inspections		Violations		Out-of-Services		Crashes	
	Total	Percent	Total	Percent	Total	Percent	Total	Percent
	0	100	0	100	0	100	0	100

VIN Insp Summary by State (based on inspection from the last 2 years) ToC
No data

Violations By Unit Type ToC
# of Violations: 0 Total Severity: 0



**INSPECTION/CRASH MAP** [ToC](#)

No data

Equipment Ownership <a href="#">ToC</a> Equipment Ownership (based on MCS-150 dated 7/8/2025)					
	Trucks	Tractors	Trailers	Motor Coaches	Vans
Owned	0	1	1	0	0
Term Leased	0	0	0	0	0
Trip Leased	0	0	0	0	0
Total No.	0	1	1	0	0

No Equipment Details data

No Vehicle Age data

States of Power Unit Registrations (based on Inspection results for the last 4 years) <a href="#">ToC</a>
---

No Data

Equipment Acquisitions <a href="#">ToC</a>
Something went wrong while generating Equipment Acquisitions

Driver Details <a href="#">ToC</a> Driver Details (based on MCS-150 dated 7/8/2025)			
	Within 100 mi	Beyond 100 mi	TOTAL
# Drivers Interstate	0	1	1
# Drivers Intrastate	0	0	0
TOTAL	0	1	/
Avg. # Trip Lease Drivers/Mo: 0 # Drivers Grand Total: 1 # Drivers Commercially Licensed: 1			

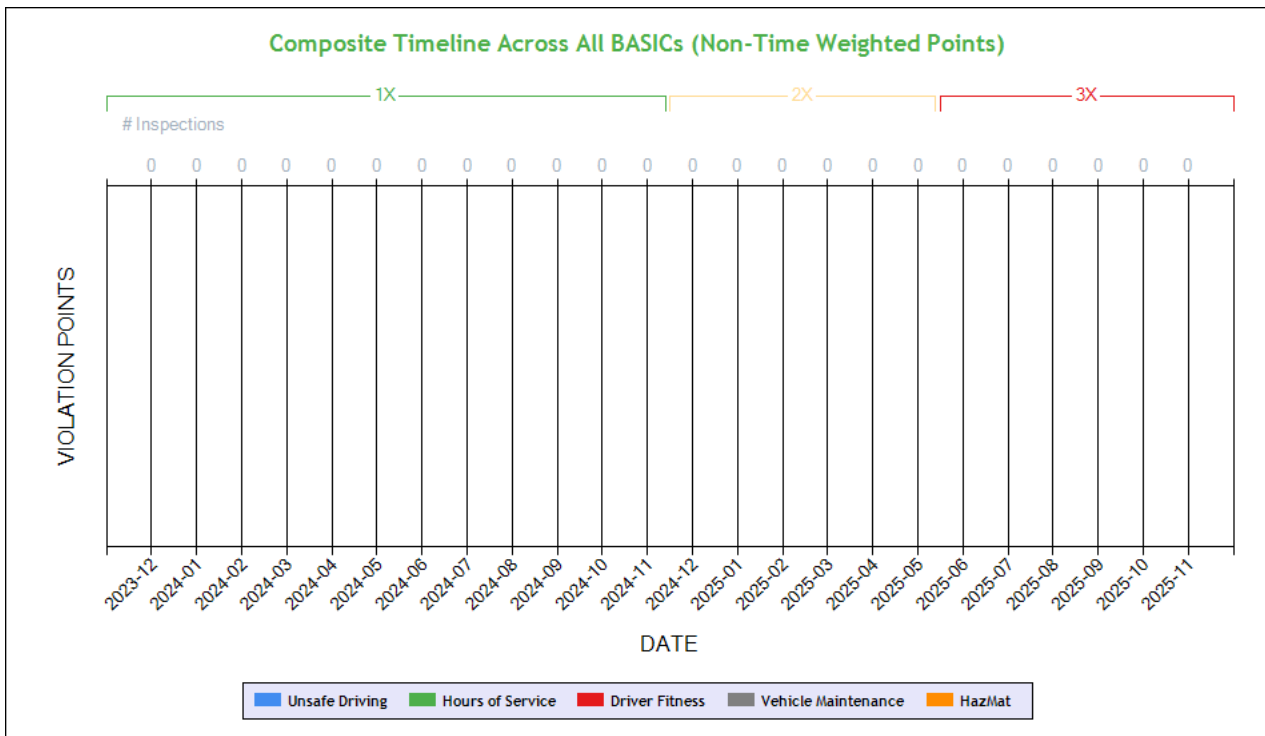
Shared VIN Summary <a href="#">ToC</a>
--

No Data

**SHIPPERS DETAIL** [ToC](#) based on Inspection results for the last 4 years

No Data

## Carrier Underwriting Report Safety Summary [ToC](#)



**Time-Weighted Violation Points - no data available to draw a chart**

**Time-Weighted Violation Points by Vehicle - no data available to draw a chart**

See the Excel file for the complete analysis

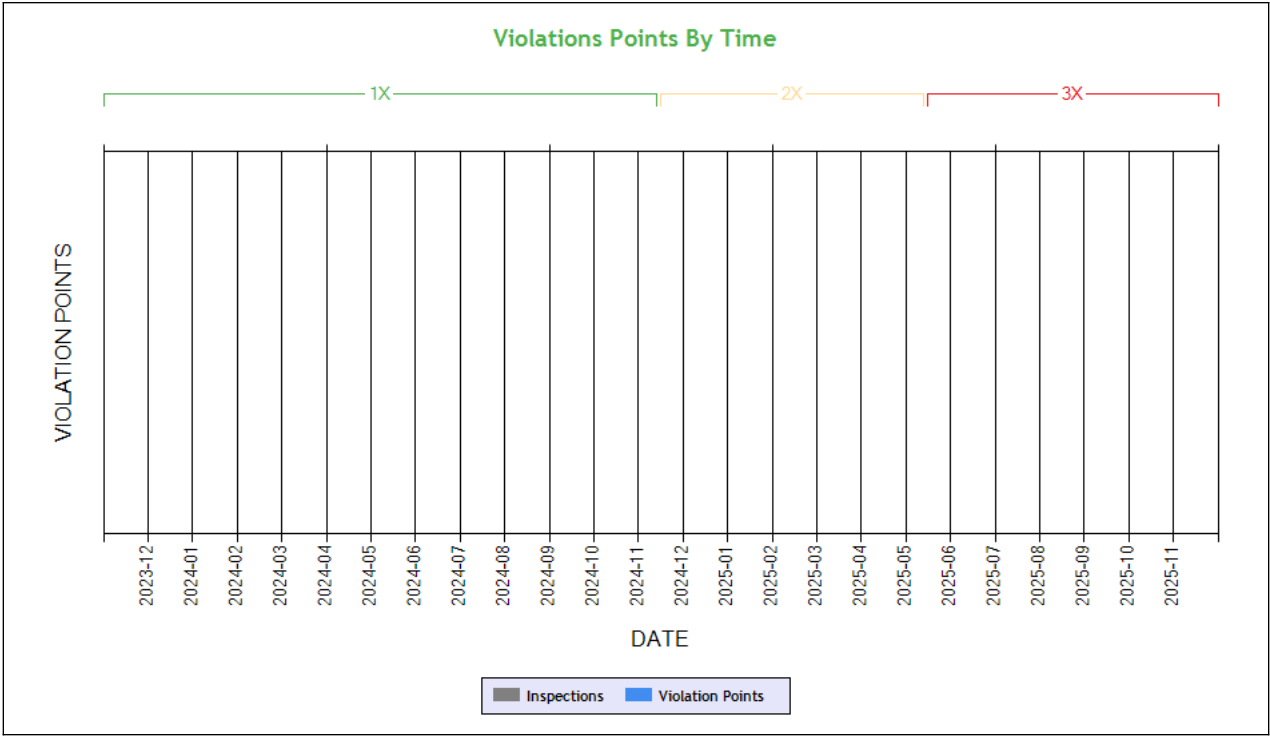
# Violations is in (1-6/7-12/13-24mo)

Shaded = Out Of Service Violation		
Violation Group		
Violation Description	Total Time-weighted Points by VIN	% of Total Time-weighted Points by VIN
Driver Resp		
Total Time-weighted Points		
% Total Time-Wt Pts		



**SAFETY ANALYSIS    ToC**

**Unsafe Driving**



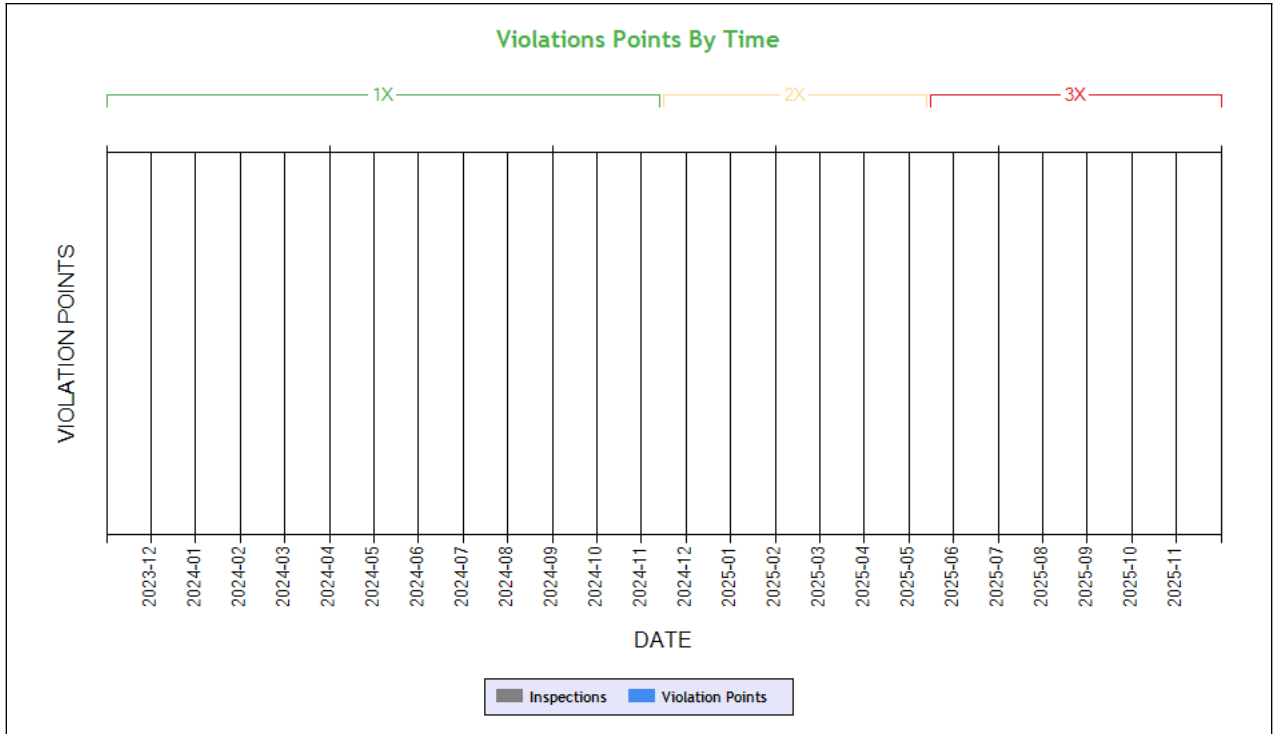
Time-Weighted Violation Points - no data available to draw a chart  
Time-Weighted Severity Points by Vehicle - no data available to draw a chart

See the Excel file for the complete analysis # Violations is in (1-6/7-12/13-24mo)

Shaded = Out Of Service Violation		
Violation Group		
Violation Description	Total Time-weighted Points by VIN	% of Total Time-weighted Points by VIN
Driver Resp		
Total Time-weighted Points		
% Total Time-Wt Pts		

**HOS Compliance**

Time-Weighted Violation Points - no data available to draw a chart  
Time-Weighted Severity Points by Vehicle - no data available to draw a chart



**Carrier Software**  
 1-800-646-5152  
 info@CarrierSoftware.com

**CONFIDENTIAL - Intended for use by Amerigo Insurance Agency - Date: 12/31/2025**

1313 LOGISTICS INC - DOT# 4346076 / MC1698683

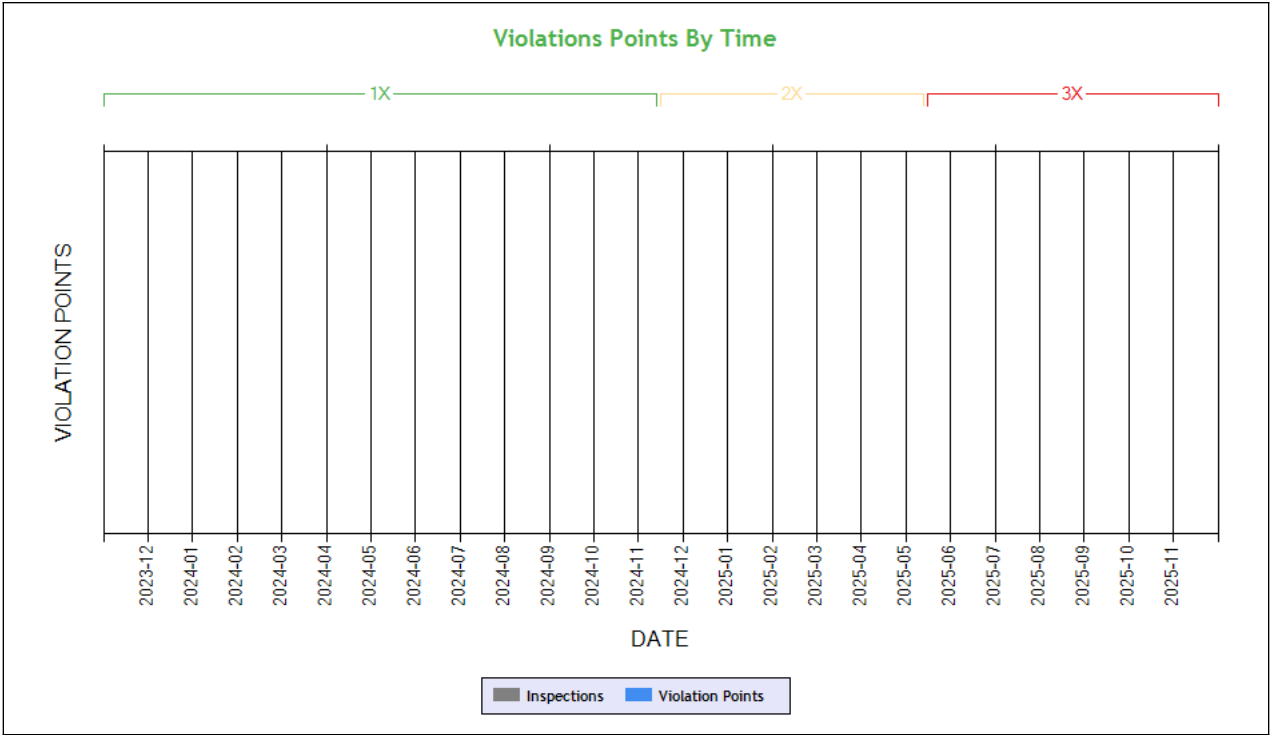
See the Excel file for the complete analysis

# Violations is in (1-6/7-12/13-24mo)

Shaded = Out Of Service Violation		
Violation Group		
Violation Description	Total Time-weighted Points by VIN	% of Total Time-weighted Points by VIN
Driver Resp		
Total Time-weighted Points		
% Total Time-Wt Pts		



Driver Fitness



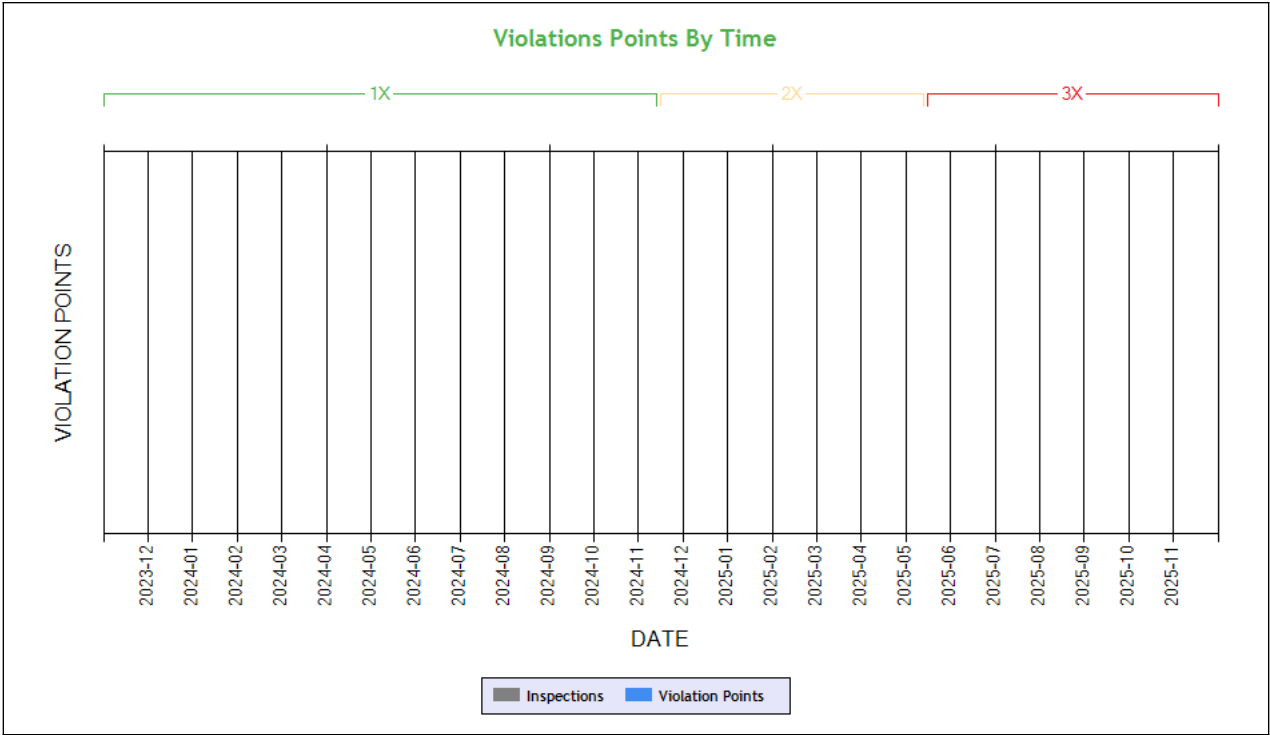
Time-Weighted Violation Points - no data available to draw a chart  
Time-Weighted Severity Points by Vehicle - no data available to draw a chart

See the Excel file for the complete analysis # Violations is in (1-6/7-12/13-24mo)

Shaded = Out Of Service Violation		
Violation Group		
Violation Description	Total Time-weighted Points by VIN	% of Total Time-weighted Points by VIN
Driver Resp		
Total Time-weighted Points		
% Total Time-Wt Pts		



Vehicle Maintenance



Time-Weighted Violation Points - no data available to draw a chart  
Time-Weighted Severity Points by Vehicle - no data available to draw a chart

See the Excel file for the complete analysis # Violations is in (1-6/7-12/13-24mo)

Shaded = Out Of Service Violation		
Violation Group		
Violation Description	Total Time-weighted Points by VIN	% of Total Time-weighted Points by VIN
Driver Resp		
Total Time-weighted Points		
% Total Time-Wt Pts		

COLOR CODED CRASH TABLE [ToC](#)

No crashes have been reported by the DOT on this Motor Carrier  
**INSPECTIONS WITH SHARED EQUIPMENT:**  
No Data



**INSPECTION DETAILS for ALL Inspections**

No Data

No data for Inspection Summary By Month

No data for Inspection Summary By Month

No Inspection History

No data for Crash Hot Spots

Equipment and Driver Details ToC						
	Equipment (Owned/Leased/Trip)			Driver Details		
MCS-150 Date	Tractors	Straight Trucks	Trailers	CDL's	Interstate	Intrastate
07/08/2025	1/0/0	0/0/0	1/0/0	1	1	0
05/06/2025	1/0/0	0/0/0	1/0/0	1	1	0
02/18/2025	1/0/0	0/0/0	1/0/0	1	1	0
01/15/2025	1/0/0	0/0/0	1/0/0	1	0	0

Chameleon Type 1 - Chameleon issues highlighted in RED ToC										
DOT	Legal Name	MCS-150 Date	Physical Address	Mailing Address	Company Rep 1	Company Rep 2	Phone	Fax	Cell Phone	Email
2869517	MANJIT SINGH	05/19/2025	4079 W CAMBRIDGE AVE, FRESNO, CA, 93722	4079 W CAMBRIDGE AVE, FRESNO, CA, 93722-6897	TAJINDER SANDHU	TAJINDER SANDHU	(559)-519-4061			MANJITSANDHU13@YAHOO.COM
3853499	RNR ROADLINES INC	05/22/2024	25200 CARLOS BEE BLVD APT 212, HAYWARD, CA, 94542	25200 CARLOS BEE BLVD APT 212, HAYWARD, CA, 94542	GURSIMRANJIT SINGH		(415)-373-2515		(415)-373-2515	RNRROADLINE SINC@GMAIL.COM
3051700	DHILLON CARRIER INC	01/11/2024	25688 PACATO RD, MORENO VALLEY, CA, 92551	25688 PACATO RD, MORENO VALLEY, CA, 92551	GURSIMRANJIT SINGH		(714)-482-3000		(714)-482-3000	GURSIMRANJIT DHILLON@GMAIL.COM
4037311	STEP-IN BROKERAGE INC	08/24/2023	20833 ELAINE AVE APT 5, LAKEWOOD, CA, 90715	20833 ELAINE AVE APT 5, LAKEWOOD, CA, 90715	GURSIMRANJIT SINGH		(714)-482-3000			STEIPINBROKE RAGE@GMAIL.COM

Chameleon Type 2 ToC							
VIN	Unit Type	Inspection Date	DOT No	Company Name	City	State	