



## Table of Contents

|                                      |                                                      |
|--------------------------------------|------------------------------------------------------|
| 1. Overview                          | 2. BASIC Scores History                              |
| 3. BASIC Measures                    | 4. KPI: BASIC Measures by Cargo Group                |
| 5. Estimated ISS Score               | 6. Investigation Results                             |
| 7. Penalties History                 | 8. Acute Critical Violations                         |
| 9. Red Flag Violation Details        | 10. DOT Registration Information                     |
| 11. DOT MCS-150 History              | 12. Crash Summary                                    |
| 13. Inspection Summary               | 14. KPI: Inspection Viol OOS Rates by Cargo Group    |
| 15. FHWA Registration Information    | 16. FHWA Insurance Information                       |
| 17. FHWA Authorities                 | 18. Severe Violations                                |
| 19. Violation Report                 | 20. Violation Summary                                |
| 21. Violation Enforcement Chronology | 22. Inspection Violations & OOS Counts               |
| 23. Radius Of Operation              | 24. Inspection & Crash Locations                     |
| 25. Cargo Hot Spots                  | 26. Inspection Violations & OOS Chronology           |
| 27. Percent of Insp & Crash by State | 28. VIN Insp Summary by State                        |
| 29. Violations By Unit Type          | 30. Inspection/Crash Map                             |
| 31. Equipment Ownership              | 32. Equipment Details                                |
| 33. Vehicle Age                      | 34. States of Power Unit Registrations               |
| 35. Equipment Acquisitions           | 36. Driver Details                                   |
| 37. Shared VIN Summary               | 38. Shipper Table                                    |
| 39. Safety Summary                   | 40. Safety Details                                   |
| 41. Crash Detail Color Coded PDF     | 42. Inspections with Shared Equipment                |
| 43. Inspection Tabular Details       | 44. Inspection Summary By Month                      |
| 45. VIN Inspection Violation Details | 46. Inspection History                               |
| 47. Crash Hot Spots                  | 48. DOT MCS-150 History Equipment and Driver Details |
| 49. Chameleon                        |                                                      |



**Business Address**

5669 N FRESNO ST APT 266  
 FRESNO, CA  
 93710

**Contact Info**

(669)-265-5791  
 GSITRANSPORTINC05@GMAIL.CO  
 M

**FHWA Address**

5669 N FRESNO ST APT 266  
 FRESNO,CA,93710  
 Phone:(669)-265-5791

**Mailing Address**


5669 N FRESNO ST APT 266  
 FRESNO, CA  
 93710

**Overview ToC**

**Operating Status:** AUTHORIZED FOR Property  
 4 other companies viewed this DOT in the past two months  
**Crash/PU ratio:** 0.0%  
**Clean Inspection ratio:** 0.0%

**Estimated BASIC Scores (as of 2/27/2026)**

|                        | Unsafe Driving | Hours of Service | Driver Fitness | Controlled Sub. and Alcohol | Vehicle Maintenance | HM Compliance | Crash |
|------------------------|----------------|------------------|----------------|-----------------------------|---------------------|---------------|-------|
| <b>Relative Scores</b> | 0% ○           | 0% ⊖             | 0% ○           | 0% ○                        | 0% ⊖                | 0% ○          | 0% ○  |
| <b>Alert Status</b>    | No             | No               | No             | No                          | No                  | No            | No    |



**Estimated Inspection Selection System (ISS) Score: 74**  
**Category: Optional Inspect**

\* The Estimated ISS score is based on Insufficient Data Algorithm \*

**BASIC Scores History - Unsafe Driving ToC**

There are no Scores for this BASIC

**BASIC Scores History - Hours of Service ToC**

There are no Scores for this BASIC

**BASIC Scores History - Driver Fitness ToC**

There are no Scores for this BASIC

**BASIC Scores History - Controlled Substance ToC**

There are no Scores for this BASIC



**BASIC Scores History - Vehicle Maintenance ToC**

There are no Scores for this BASIC

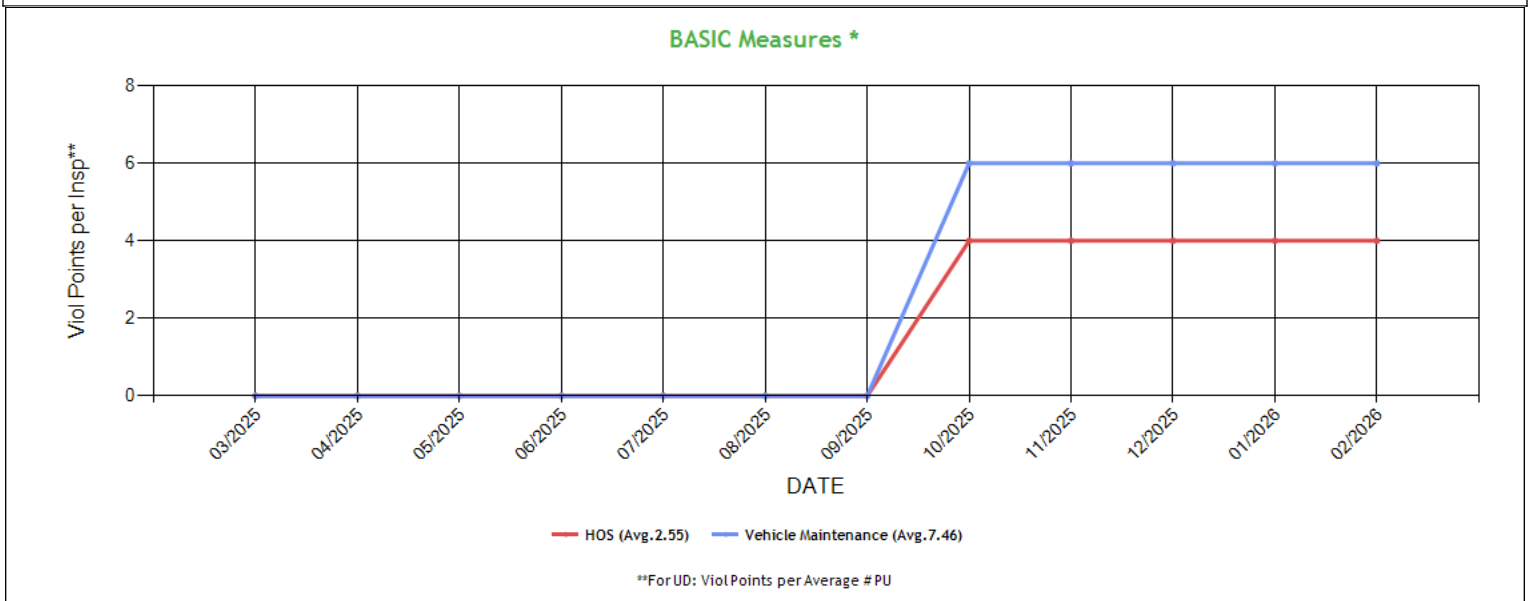
**BASIC Scores History - Crash ToC**

There are no Scores for this BASIC

**BASIC Scores History - Hazmat ToC**

There are no Scores for this BASIC

**BASIC Measures: Violation Points per Inspection Trends ToC**



\* BASIC Measures are the absolute SMS scores that are compared within each Safety Event Group to determine the BASIC Score percentiles. Averages based on fleets with 1-5 power units.



**BASIC Measures \* - Table ToC**

UD-Unsafe Driving, HOS-Hours of Service, DF-Driver Fitness, CS-Controlled Substances, VM-Vehicle Maintenance

| Date    | UD Measure | UD AC | UD with Viol | HOS Measure | HOS AC | HOS with Viol | DF Measure | DF AC | DF with Viol | CS Measure | CS AC | CS with Viol | VM Measure | VM AC | VM with Viol |
|---------|------------|-------|--------------|-------------|--------|---------------|------------|-------|--------------|------------|-------|--------------|------------|-------|--------------|
| 02/2026 | 0.00       | N     | 0            | 4.00        | N      | 2             | 0.00       | N     | 0            | 0.00       | N     | 0            | 6.00       | N     | 1            |
| 01/2026 | 0.00       | N     | 0            | 4.00        | N      | 2             | 0.00       | N     | 0            | 0.00       | N     | 0            | 6.00       | N     | 1            |
| 12/2025 | 0.00       | N     | 0            | 4.00        | N      | 2             | 0.00       | N     | 0            | 0.00       | N     | 0            | 6.00       | N     | 1            |
| 11/2025 | 0.00       | N     | 0            | 4.00        | N      | 2             | 0.00       | N     | 0            | 0.00       | N     | 0            | 6.00       | N     | 1            |
| 10/2025 | 0.00       | N     | 0            | 4.00        | N      | 2             | 0.00       | N     | 0            | 0.00       | N     | 0            | 6.00       | N     | 1            |
| 09/2025 | 0.00       | N     | 0            | 0.00        | N      | 0             | 0.00       | N     | 0            | 0.00       | N     | 0            | 0.00       | N     | 0            |
| 08/2025 | 0.00       | N     | 0            | 0.00        | N      | 0             | 0.00       | N     | 0            | 0.00       | N     | 0            | 0.00       | N     | 0            |
| 07/2025 | 0.00       | N     | 0            | 0.00        | N      | 0             | 0.00       | N     | 0            | 0.00       | N     | 0            | 0.00       | N     | 0            |
| 06/2025 | 0.00       | N     | 0            | 0.00        | N      | 0             | 0.00       | N     | 0            | 0.00       | N     | 0            | 0.00       | N     | 0            |
| 05/2025 | 0.00       | N     | 0            | 0.00        | N      | 0             | 0.00       | N     | 0            | 0.00       | N     | 0            | 0.00       | N     | 0            |
| 04/2025 | 0.00       | N     | 0            | 0.00        | N      | 0             | 0.00       | N     | 0            | 0.00       | N     | 0            | 0.00       | N     | 0            |
| 03/2025 | 0.00       | N     | 0            | 0.00        | N      | 0             | 0.00       | N     | 0            | 0.00       | N     | 0            | 0.00       | N     | 0            |

\* BASIC Measures are the absolute SMS scores that are compared within each Safety Event Group to determine the BASIC Score percentiles.

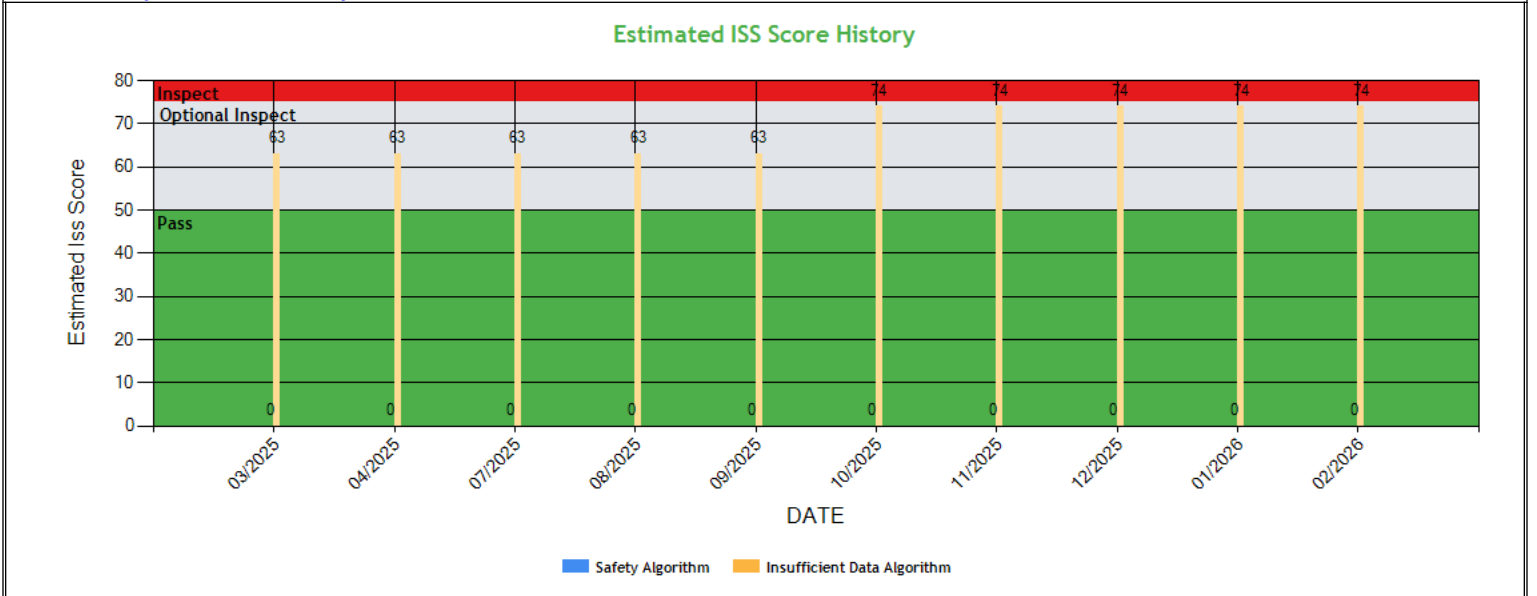
**KPI: BASIC Measures by Fleet Size and Cargo Group ToC**

Fleet Size: 1-5 PUs

| Cargo Group (Companies)  | Unsafe Driving |               | Hours of Service |               | Driver Fitness |               | Controlled Substance |               | Vehicle Maintenance |               | HM Compliance |               | Crash |               |
|--------------------------|----------------|---------------|------------------|---------------|----------------|---------------|----------------------|---------------|---------------------|---------------|---------------|---------------|-------|---------------|
|                          | Avg.           | Comp. to Avg. | Avg.             | Comp. to Avg. | Avg.           | Comp. to Avg. | Avg.                 | Comp. to Avg. | Avg.                | Comp. to Avg. | Avg.          | Comp. to Avg. | Avg.  | Comp. to Avg. |
| Bulk Goods (244291)      | 0.74           | Better        | 0.20             | Worse         | 0.14           | Better        | 0.01                 | Better        | 1.69                | Worse         | 0.01          | Better        | 0.06  | Better        |
| General Freight (484124) | 0.76           | Better        | 0.21             | Worse         | 0.22           | Better        | 0.01                 | Better        | 1.89                | Worse         | 0.01          | Better        | 0.06  | Better        |
| Refrigerated (60147)     | 1.50           | Better        | 0.52             | Worse         | 0.18           | Better        | 0.02                 | Better        | 2.73                | Worse         | 0.01          | Better        | 0.11  | Better        |
| GSI TRANSPORT INC        | 0.00           |               | 4.00             |               | 0.00           |               | 0.00                 |               | 6.00                |               | 0.00          |               | 0.00  |               |

**Estimated ISS Score History - Chart ToC**

About the Inspection Selection System





**Estimated ISS Score History - Table ToC**

| Date       | Estimated ISS Score | Recommendation   | Algorithm                   |
|------------|---------------------|------------------|-----------------------------|
| 02/27/2026 | 74                  | Optional Inspect | Insufficient Data Algorithm |
| 01/30/2026 | 74                  | Optional Inspect | Insufficient Data Algorithm |
| 12/26/2025 | 74                  | Optional Inspect | Insufficient Data Algorithm |
| 11/28/2025 | 74                  | Optional Inspect | Insufficient Data Algorithm |
| 10/31/2025 | 74                  | Optional Inspect | Insufficient Data Algorithm |
| 09/26/2025 | 63                  | Optional Inspect | Insufficient Data Algorithm |
| 08/29/2025 | 63                  | Optional Inspect | Insufficient Data Algorithm |
| 07/25/2025 | 63                  | Optional Inspect | Insufficient Data Algorithm |
| 06/30/2025 | 63                  | Optional Inspect | Insufficient Data Algorithm |
| 05/31/2025 | 63                  | Optional Inspect | Insufficient Data Algorithm |
| 04/25/2025 | 63                  | Optional Inspect | Insufficient Data Algorithm |
| 03/28/2025 | 63                  | Optional Inspect | Insufficient Data Algorithm |

**Investigation Results ToC**

No Investigations reported on FMCSA website

**Penalties History ToC**

There is a problem with the Penalties data on FMCSA website.

**Acute Critical Violations (Based on Investigations as per CSA Methodology Appendix A) ToC**

No Data

No red flag violations in the last 24 months

**DOT Registration Information: The following information on this specific DOT # is from the Federal DOT (as of Operating Authority**

| DOT Registration: 03/17/2025 |                      | Total Power Units: 1                               | Total Trucks: 1         | Total Trailers: 0        | Total Passenger Vehicles: 0         |
|------------------------------|----------------------|----------------------------------------------------|-------------------------|--------------------------|-------------------------------------|
| Status                       | Entity Type          | Organization Type                                  | Nation                  | Total Cars               | Drivers / CDL Drivers               |
| A                            | C                    | -                                                  | US                      | 0                        | 2* / 2                              |
| MCS-150 Date                 | Op Codes             | Shipper Op Codes                                   | Shipper HazMat Op Codes | Latest Review Type       | Latest Review Document Number(Date) |
| 11/04/2025                   | A                    |                                                    |                         |                          | ()                                  |
| MCS-150 Mileage (Year)       | Record Update Date   | Transports Hazmats                                 | DOT Census Date         | Recordable Accident Rate | Preventable Accident Rate           |
| 139,140 (2024)               | 11/04/2025           | N                                                  |                         | 0%                       | 0%                                  |
| MCS-151 Mileage              | Safety Rating (Date) | SEA Accident                                       | SEA Driver              | SEA Vehicle              | SEA Management                      |
| 0                            | None (None)          | 0%                                                 | 0%                      | 0%                       | 0%                                  |
| Classification Codes         |                      | Cargo Carried (per MCS-150)                        |                         |                          |                                     |
| Authorized-For-Hire          |                      | General Freight, Fresh Produce, Refrigerated foods |                         |                          |                                     |



| DOT MCS-150 History <b>ToC</b> |              |                 | (as of 11/07/2025 DOT census) |             |         |          |                           |              |                             |
|--------------------------------|--------------|-----------------|-------------------------------|-------------|---------|----------|---------------------------|--------------|-----------------------------|
| Census Date                    | MCS-150 Date | MCS-150 Mileage | VMT Year                      | Power Units | Drivers | Trailers | Company Rep1              | Company Rep2 | Email                       |
| 11/7/2025                      | 11/4/2025    | 139140          | 2024                          | 1           | 2       | -        | NOGIVENNAME GURMEET SINGH |              | GSITRANSPORTINC05@GMAIL.COM |
| 5/9/2025                       | 5/6/2025     | 139140          | 2024                          | 1           | 1       | -        | NOGIVENNAME GURMEET SINGH |              | GSITRANSPORTINC05@GMAIL.COM |
| 4/21/2025                      | 4/12/2025    | 1000            | 2024                          | 1           | 1       | -        | NOGIVENNAME GURMEET SINGH |              | GSITRANSPORTINC05@GMAIL.COM |
| 3/28/2025                      | 3/25/2025    | 1000            | 2024                          | 1           | 1       | -        | GURMEET SINGH             |              | GSITRANSPORTINC05@GMAIL.COM |
| 3/20/2025                      | 3/17/2025    | 0               |                               | 1           | 1       | -        | GURMEET SINGH             |              | GSITRANSPORTINC05@GMAIL.COM |

**Crash Summary Chart **ToC** Crashes Summary - Chart** (based on all available crash data)

**No Data**

**Crashes Summary - Table** (based on all available crash data) **ToC**

|                           | TOTAL | Last 6 months | 7-12 months | 13-18 months | 19-24 months | 25-30 months | 30-36 months | 37-41 months | 42-48 months | Over 49 months |
|---------------------------|-------|---------------|-------------|--------------|--------------|--------------|--------------|--------------|--------------|----------------|
| <b>Total Reportable</b>   | 0     | 0             | 0           | 0            | 0            | 0            | 0            | 0            | 0            | 0              |
| <b>Fatalities</b>         | 0     | 0             | 0           | 0            | 0            | 0            | 0            | 0            | 0            | 0              |
| <b>Injuries</b>           | 0     | 0             | 0           | 0            | 0            | 0            | 0            | 0            | 0            | 0              |
| <b>Tow Away</b>           | 0     | 0             | 0           | 0            | 0            | 0            | 0            | 0            | 0            | 0              |
| <b>With Citations</b>     | 0     | 0             | 0           | 0            | 0            | 0            | 0            | 0            | 0            | 0              |
| <b>Federal Recordable</b> | 0     | 0             | 0           | 0            | 0            | 0            | 0            | 0            | 0            | 0              |
| <b>Preventable</b>        | 0     | 0             | 0           | 0            | 0            | 0            | 0            | 0            | 0            | 0              |
| <b>Crash per Pwr Unit</b> | -     | 0.0%          | 0.0%        | 0.0%         | 0.0%         | 0.0%         | 0.0%         | 0.0%         | 0.0%         | -              |

**Inspection Summary **ToC****

The following inspection information is based on results for 24 months prior to: 03/19/2026. Please note that the total inspections number is not necessarily the total of the vehicle, driver and hazmat inspections, as one inspection may have included any combination of the below inspections.

| Overall                                                                                                                                                                                                                                                                                                                                      | Vehicle                                                                                                                         | Driver                                                                                                                        | Hazmat                                                                                                                        |
|----------------------------------------------------------------------------------------------------------------------------------------------------------------------------------------------------------------------------------------------------------------------------------------------------------------------------------------------|---------------------------------------------------------------------------------------------------------------------------------|-------------------------------------------------------------------------------------------------------------------------------|-------------------------------------------------------------------------------------------------------------------------------|
| (Please note that the total inspections number is not necessarily the total of the vehicle, driver and hazmat inspections, as one inspection may have included any combination of the below inspections)<br><br>Total Inspections: 2<br>Total Out of Service: 0<br><br>Out of Service: 0%<br>National Average: 21.02%<br>Difference: -21.02% | Total Inspections: 1<br>Total Out of Service: 0<br><br>Out of Service: 0.00%<br>National Average: 24.98%<br>Difference: -24.98% | Total Inspections: 2<br>Total Out of Service: 0<br><br>Out of Service: 0.00%<br>National Average: 6.85%<br>Difference: -6.85% | Total Inspections: 0<br>Total Out of Service: 0<br><br>Out of Service: 0.00%<br>National Average: 2.14%<br>Difference: -2.14% |

**KPI: Inspection Viol OOS Rates by Cargo Group **ToC****

| Cargo Group       | OVERALL |                     | VEHICLE |                     | DRIVER  |                     | HAZMAT  |                     |
|-------------------|---------|---------------------|---------|---------------------|---------|---------------------|---------|---------------------|
|                   | Average | Compared to Average | Average | Compared to Average | Average | Compared to Average | Average | Compared to Average |
| Bulk Goods        | 24.58%  | Better              | 22.72%  | Better              | 9.43%   | Better              | 0.13%   | Better              |
| General Freight   | 29.75%  | Better              | 25.49%  | Better              | 13.70%  | Better              | 0.17%   | Better              |
| Refrigerated      | 23.27%  | Better              | 21.49%  | Better              | 10.43%  | Better              | 0.10%   | Better              |
| GSI TRANSPORT INC | 0%      |                     | 0%      |                     | 0%      |                     | 0%      |                     |



**FHWA Registration Information: The following data on this Motor Carrier is from the Federal Hwy Administration (as of 3/17/2026)**

| Docket Number       | DOT Number | Company Name      | DBA Name        | Address                  | City              | State                        | Country           | ZIP Code        |
|---------------------|------------|-------------------|-----------------|--------------------------|-------------------|------------------------------|-------------------|-----------------|
| MC1715985           | 4378505    | GSI TRANSPORT INC |                 | 5669 N FRESNO ST APT 266 | FRESNO            | CA                           | US                | 93710           |
| Phone Number        | Fax Number | Mail Address      | Mail City       | Mail State               | Mail Contry       | Mail ZIP Code                | Mail Phone Number | Mail Fax Number |
| (669)-265-5791      |            |                   |                 |                          |                   |                              |                   |                 |
| Date of Last Change | Freight    | Passenger         | Household Goods | Active Authority         | Pending Authority | Revocation Pending Authority |                   |                 |
| 3/17/2026           | Y          | N                 | N               | / Common /               | /                 | / Common /                   |                   |                 |

**Insurance Required (as of 03/17/2026) ToC**

| Docket Number | Insurance Type | Insurance Required | Insurance on File |
|---------------|----------------|--------------------|-------------------|
| MC1715985     | BIPD           | \$750k             | \$750k            |
| MC1715985     | Cargo          | No                 | No                |
| MC1715985     | Bond           | No                 | No                |

**Active / Pending Insurance (as of 03/17/2026)**

| Docket Number | Form | Type         | Insurance Carrier                  | Policy/Surety   | Coverage From | Coverage To | Required | On File | Effective Date | Cancel Date |
|---------------|------|--------------|------------------------------------|-----------------|---------------|-------------|----------|---------|----------------|-------------|
| MC1715985     | 91X  | BIPD/Primary | KNIGHT SPECIALTY INSURANCE COMPANY | TIECA00369 1-00 | \$0k          | \$750k      | \$750k   | \$750k  | 04/10/2025     | 04/10/2026  |

**Insurance History (as of 03/17/2026)**

No Data for Insurance History (as of 03/17/2026)

**FHWA Authorities (as of 03/17/2026) ToC**

| Docket#   | L&I Name          | Active Authority | Inactive Authority | Pending Authority | Revocation Pending Authority | Freight | Passenger | Household Goods |
|-----------|-------------------|------------------|--------------------|-------------------|------------------------------|---------|-----------|-----------------|
| MC1715985 | GSI TRANSPORT INC | Common /         |                    |                   | Common /                     | Yes     | No        | No              |

**Authority History (as of 03/17/2026)**

| Docket Number | Sub | Auth Type | Original Action                  | Disposition |
|---------------|-----|-----------|----------------------------------|-------------|
| MC1715985     |     | COMMON    | GRANTED<br>4/10/2025 12:00:00 AM |             |

**Severe Violations (i.e. those with >= 8 points) - Chart ToC**

No Data



**Severe Violations (i.e. those with >= 8 points) - Table**

**No Data**

| Inspection Date | Inspection State | BASIC               | Violation Description                                                                                       | OOS | VIN                    | Severity Points |
|-----------------|------------------|---------------------|-------------------------------------------------------------------------------------------------------------|-----|------------------------|-----------------|
| 10/03/2025      | NE               | Vehicle Maintenance | 392.8D - DRIVER - FAILED TO INSPECT /USE EMERGENCY EQUIPMENT.                                               | No  | 1FUJHHDR1PLNW7842 (PU) | 2               |
| 10/03/2025      | NE               | -                   | 392.2SLLTL - State/Local Laws - Misc. traffic law violation                                                 | No  | 1FUJHHDR1PLNW7842 (PU) | 3               |
| 10/03/2025      | NE               | Hours-Of-Service    | 395.30B1ELDDFR - HOS (ELD) - DRIVER FAILING TO REVIEW RECORDS AND CERTIFY THE ACCURACY OF THE INFORMATION.  | No  | 1FUJHHDR1PLNW7842 (PU) | 1               |
| 09/30/2025      | NV               | Hours-Of-Service    | 395.8EHOSPD - HOS (PROPERTY) - NO DRIVER MAY MAKE A FALSE REPORT IN CONNECTION WITH A DUTY STATUS. EXPLAIN: | No  | 1FUJHHDR1PLNW7842 (PU) | 7               |
| 09/30/2025      | NV               | Vehicle Maintenance | 393.9ALRLI - LIGHTING - TAIL LAMP - ANY INOPERATIVE.                                                        | No  | 1FUJHHDR1PLNW7842 (PU) | 6               |

No filters were applied when generating this report, see the live report for more options.

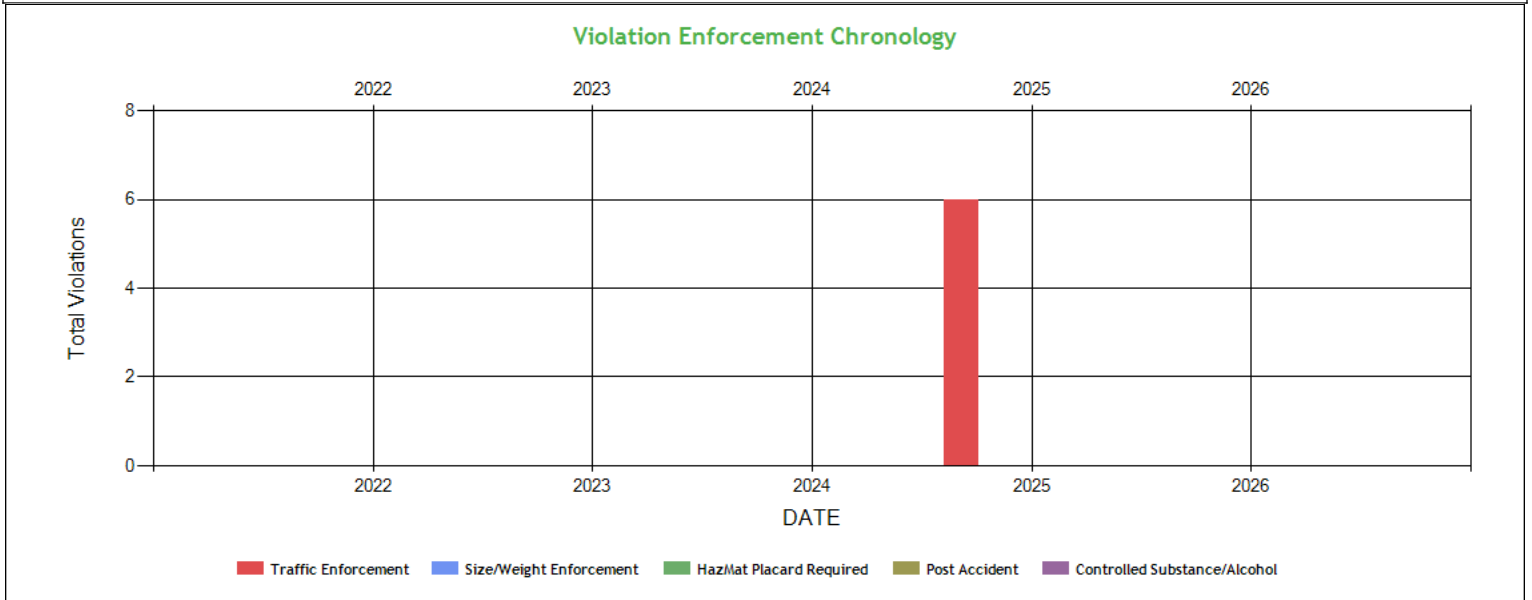
**Violation Summary ToC**

| BASIC                             | Violation Group         | Code           | Description                                                                                   | # of Violations | # of OOS Violations | Severity Points |
|-----------------------------------|-------------------------|----------------|-----------------------------------------------------------------------------------------------|-----------------|---------------------|-----------------|
| Hours-Of-Service (HOS) Compliance | False Log               | 395.8EHOSPD    | HOS (PROPERTY) - NO DRIVER MAY MAKE A FALSE REPORT IN CONNECTION WITH A DUTY STATUS. EXPLAIN: | 1               | 0                   | 7               |
| Vehicle Maintenance               | Lighting                | 393.9ALRLI     | LIGHTING - TAIL LAMP - ANY INOPERATIVE.                                                       | 1               | 0                   | 6               |
|                                   | TRAFFIC ENFORCEMENT     | 392.2SLLTL     | State/Local Laws - Misc. traffic law violation                                                | 1               | 0                   | 3               |
| Vehicle Maintenance               | Emergency Equipment     | 392.8D         | DRIVER - FAILED TO INSPECT /USE EMERGENCY EQUIPMENT.                                          | 1               | 0                   | 2               |
| Hours-Of-Service (HOS) Compliance | Other Log/Form & Manner | 395.30B1ELDDFR | HOS (ELD) - DRIVER FAILING TO REVIEW RECORDS AND CERTIFY THE ACCURACY OF THE INFORMATION.     | 1               | 0                   | 1               |

No filters were applied when generating this report, see the live report for more options.



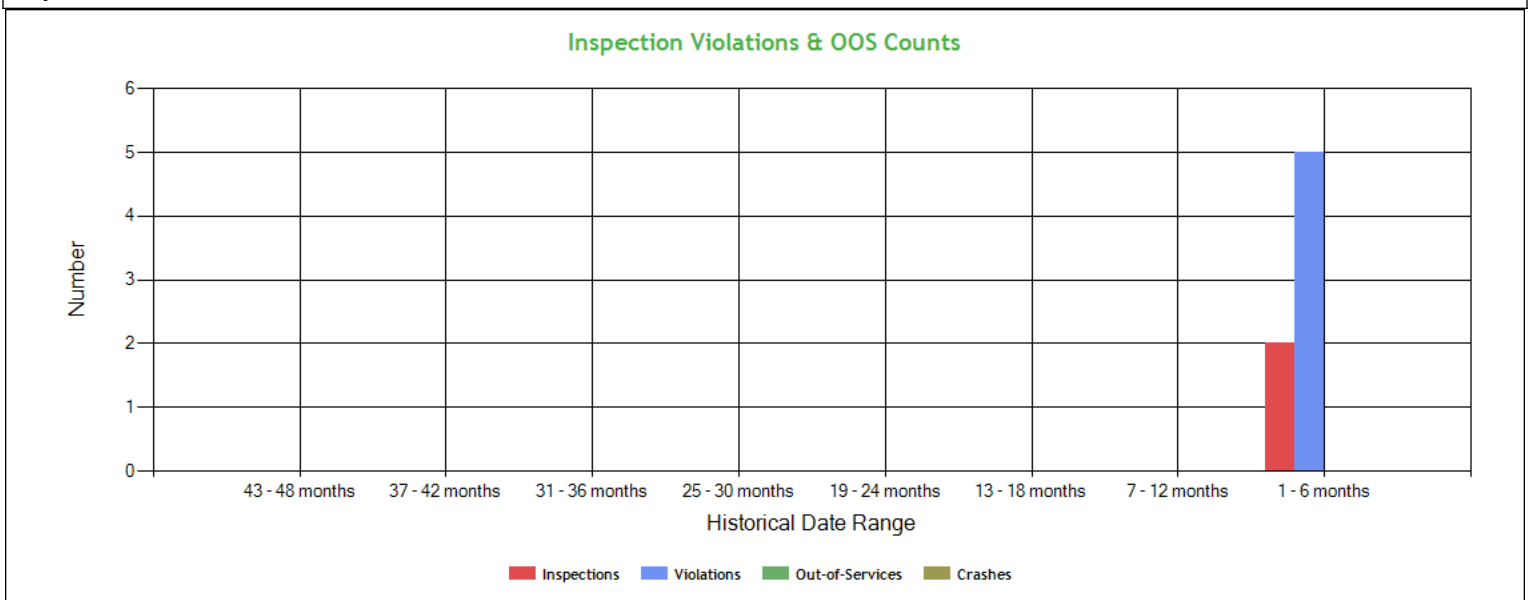
**Violation Enforcement Chronology - Chart ToC**



**Violation Enforcement Chronology - Table ToC**

|                              | 2022 | 2023 | 2024 | 2025 | 2026 |
|------------------------------|------|------|------|------|------|
| Traffic Enforcement          | 0    | 0    | 0    | 6    | 0    |
| Size/Weight Enforcement      | 0    | 0    | 0    | 0    | 0    |
| HazMat Placard Required      | 0    | 0    | 0    | 0    | 0    |
| Post Accident                | 0    | 0    | 0    | 0    | 0    |
| Controlled Substance/Alcohol | 0    | 0    | 0    | 0    | 0    |

**Inspection Violations & OOS Counts - Chart ToC**



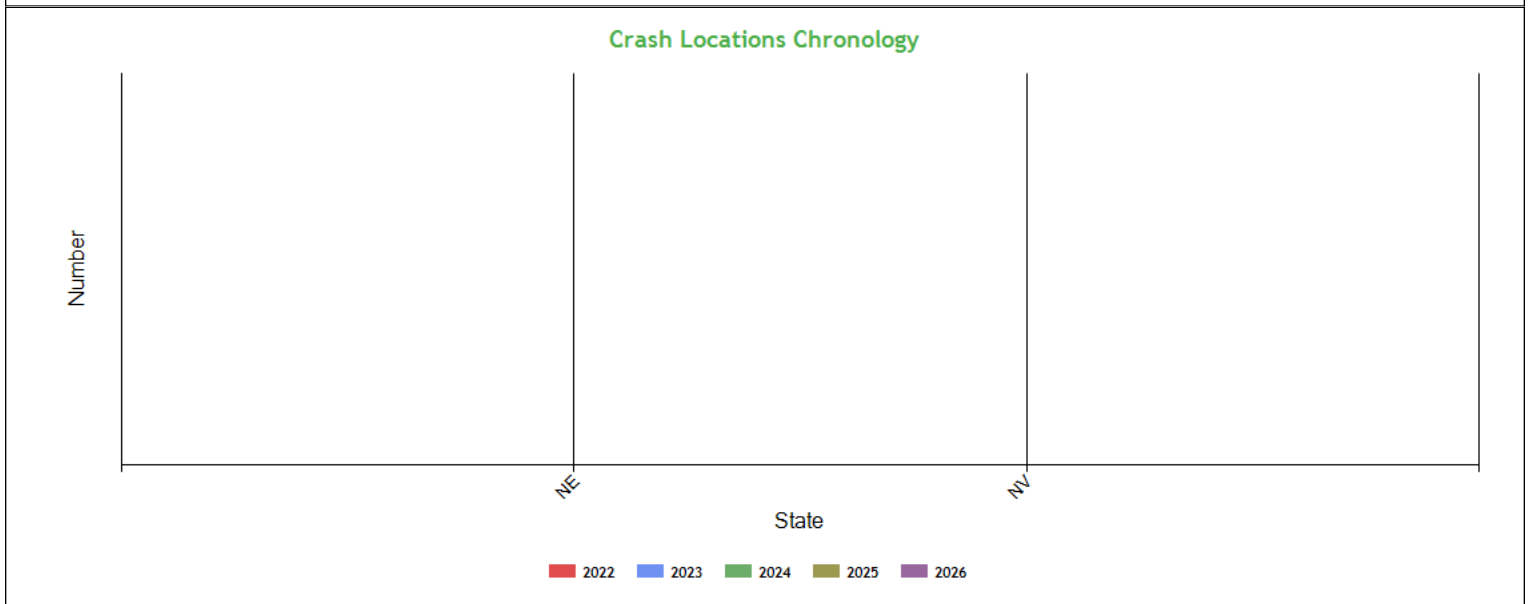
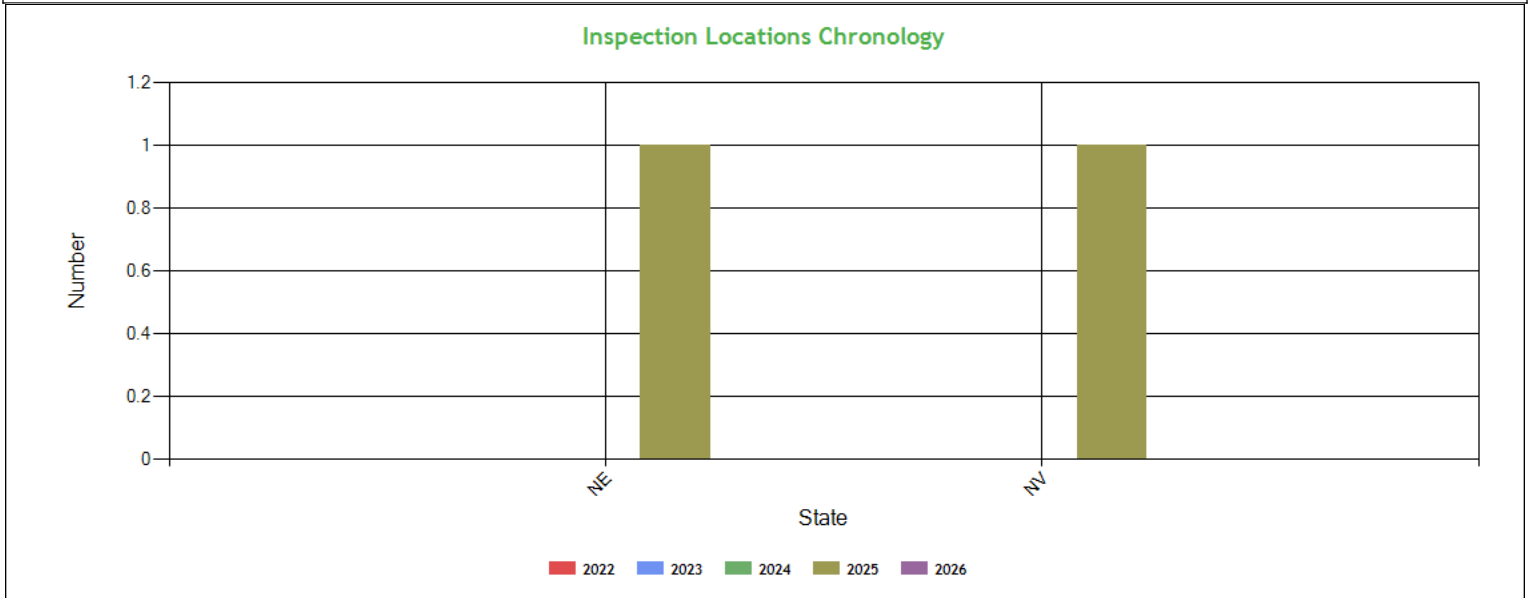


| <b>Inspection Violations &amp; OOS Counts - Table ToC</b> |             |            |                 |         |
|-----------------------------------------------------------|-------------|------------|-----------------|---------|
| Date Range                                                | Inspections | Violations | Out-of-Services | Crashes |
| <b>TOTAL</b>                                              | 2           | 5          | 0               | 0       |
| <b>1 - 6 months</b>                                       | 2           | 5          | 0               | 0       |
| <b>7 - 12 months</b>                                      | 0           | 0          | 0               | 0       |
| <b>13 - 18 months</b>                                     | 0           | 0          | 0               | 0       |
| <b>19 - 24 months</b>                                     | 0           | 0          | 0               | 0       |
| <b>25 - 30 months</b>                                     | 0           | 0          | 0               | 0       |
| <b>31 - 36 months</b>                                     | 0           | 0          | 0               | 0       |
| <b>37 - 42 months</b>                                     | 0           | 0          | 0               | 0       |
| <b>43 - 48 months</b>                                     | 0           | 0          | 0               | 0       |

| <b>Radius of Operation (based on Inspections and Crashes during the past 3 years) ToC</b> |       |                                     |                                       |                                        |                                        |                                        |                                        |                               |
|-------------------------------------------------------------------------------------------|-------|-------------------------------------|---------------------------------------|----------------------------------------|----------------------------------------|----------------------------------------|----------------------------------------|-------------------------------|
|                                                                                           | Total | Drive between 0 and 50 miles radius | Drive between 51 and 200 miles radius | Drive between 201 and 300 miles radius | Drive between 301 and 400 miles radius | Drive between 401 and 500 miles radius | Drive between 501 and 600 miles radius | Drive beyond 600 miles radius |
| <b>Power Units (i.e. unique VINs)</b>                                                     | 1     | 0                                   | 0                                     | 0                                      | 0                                      | 0                                      | 0                                      | 1                             |
| <b>Percent</b>                                                                            | 100%  | 0%                                  | 0%                                    | 0%                                     | 0%                                     | 0%                                     | 0%                                     | 100%                          |



**Inspection & Crash Locations - Chart ToC**



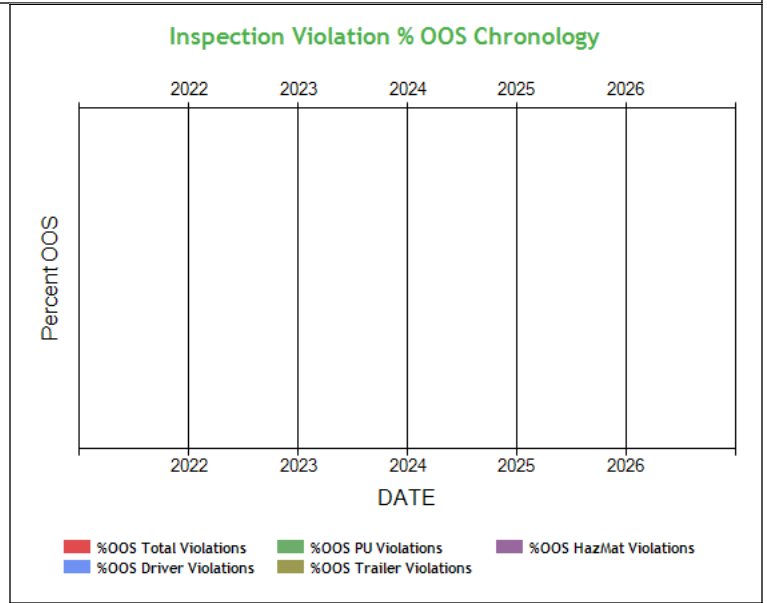
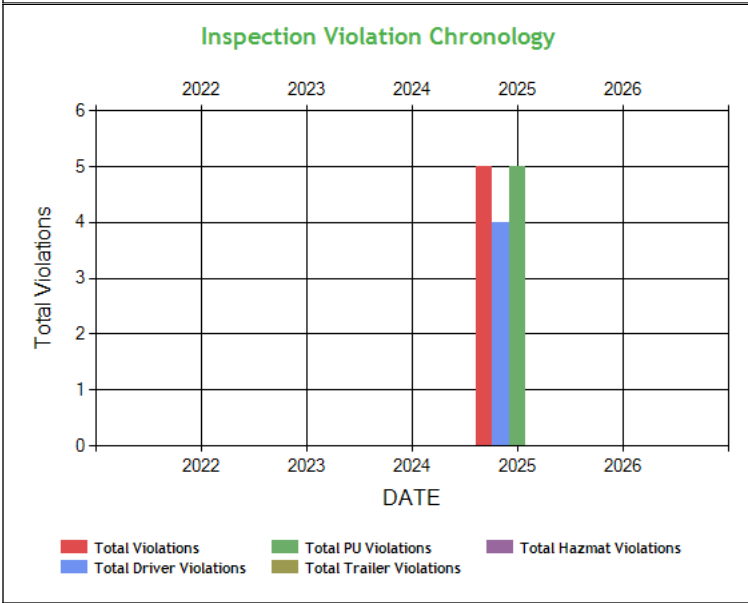
**Inspection & Crash Locations - Table ToC**

| State        | Inspections |      |      |      |      | Violations |      |      |      |      | Out-of-Services |      |      |      |      | Crashes |      |      |      |      |
|--------------|-------------|------|------|------|------|------------|------|------|------|------|-----------------|------|------|------|------|---------|------|------|------|------|
|              | 2022        | 2023 | 2024 | 2025 | 2026 | 2022       | 2023 | 2024 | 2025 | 2026 | 2022            | 2023 | 2024 | 2025 | 2026 | 2022    | 2023 | 2024 | 2025 | 2026 |
| <b>TOTAL</b> | 0           | 0    | 0    | 2    | 0    | 0          | 0    | 0    | 5    | 0    | 0               | 0    | 0    | 0    | 0    | 0       | 0    | 0    | 0    | 0    |
| <b>NE</b>    | 0           | 0    | 0    | 1    | 0    | 0          | 0    | 0    | 3    | 0    | 0               | 0    | 0    | 0    | 0    | 0       | 0    | 0    | 0    | 0    |
| <b>NV</b>    | 0           | 0    | 0    | 1    | 0    | 0          | 0    | 0    | 2    | 0    | 0               | 0    | 0    | 0    | 0    | 0       | 0    | 0    | 0    | 0    |

No hot spot data in the last 12 months



**Inspection Violation % OOS Chronology - Chart ToC**

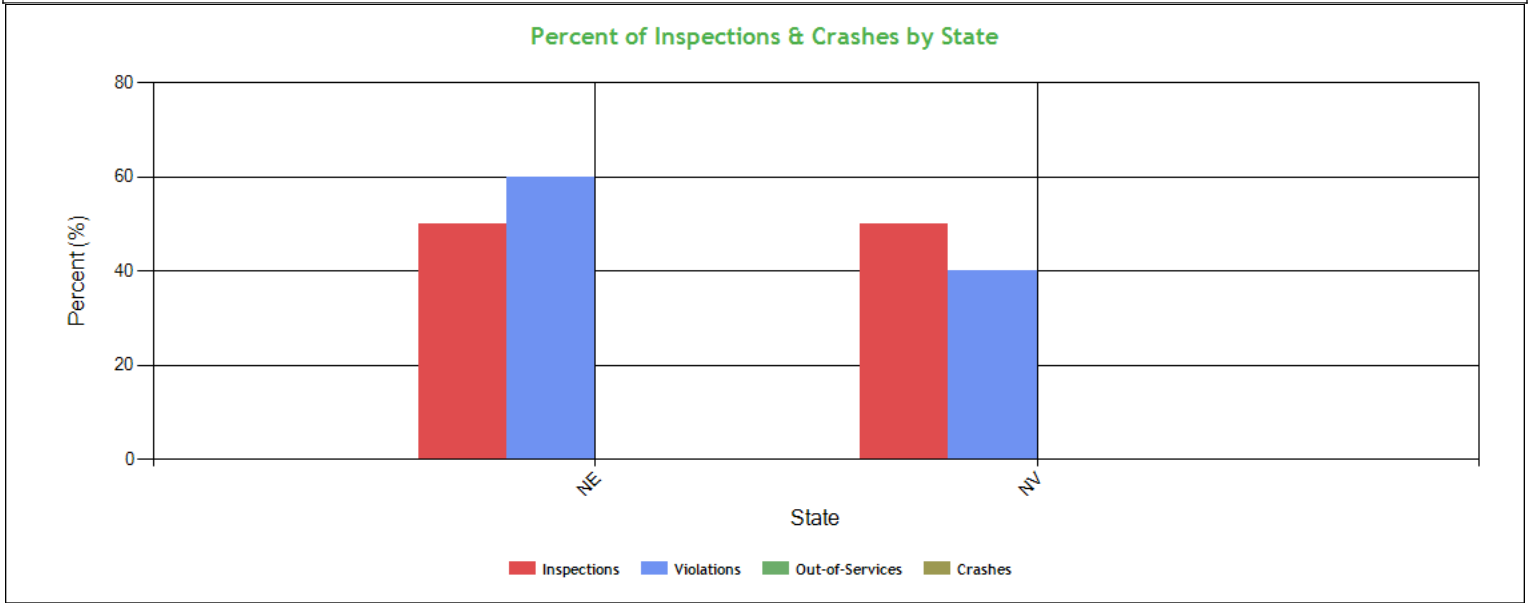


**Inspection Violation % OOS Chronology - Table ToC**

|                               | 2022 | 2023 | 2024 | 2025 | 2026 |
|-------------------------------|------|------|------|------|------|
| Total Violations              | 0    | 0    | 0    | 5    | 0    |
| Total Out Of Services         | 0    | 0    | 0    | 0    | 0    |
| %OOS Total Violations         | 0    | 0    | 0    | 0    | 0    |
| Total Driver Violations       | 0    | 0    | 0    | 4    | 0    |
| Total Driver Out Of Services  | 0    | 0    | 0    | 0    | 0    |
| %OOS Driver Violations        | 0    | 0    | 0    | 0    | 0    |
| Total PU Violations           | 0    | 0    | 0    | 5    | 0    |
| Total PU Out Of Services      | 0    | 0    | 0    | 0    | 0    |
| %OOS PU Violations            | 0    | 0    | 0    | 0    | 0    |
| Total Trailer Violations      | 0    | 0    | 0    | 0    | 0    |
| Total Trailer Out Of Services | 0    | 0    | 0    | 0    | 0    |
| %OOS Trailer Violations       | 0    | 0    | 0    | 0    | 0    |
| Total Hazmat Violations       | 0    | 0    | 0    | 0    | 0    |
| Total Hazmat Out Of Services  | 0    | 0    | 0    | 0    | 0    |
| %OOS HazMat Violations        | 0    | 0    | 0    | 0    | 0    |



**Percent of Insp & Crash by State - Chart ToC**



**Percent of Insp & Crash by State - Table (based on Inspection data from the last 4 years) ToC**

| State | Inspections |         | Violations |         | Out-of-Services |         | Crashes |         |
|-------|-------------|---------|------------|---------|-----------------|---------|---------|---------|
|       | Total       | Percent | Total      | Percent | Total           | Percent | Total   | Percent |
|       | 2           | 100     | 5          | 100     | 0               | 100     | 0       | 100     |
| NE    | 1           | 50      | 3          | 60      | 0               | 0       | 0       | 0       |
| NV    | 1           | 50      | 2          | 40      | 0               | 0       | 0       | 0       |

**VIN Insp Summary by State (based on inspection from the last 2 years) ToC**

| VIN               | Insp  | Viol Pts | Counts in each State |          |      |          |
|-------------------|-------|----------|----------------------|----------|------|----------|
|                   |       |          | NE                   |          | NV   |          |
|                   |       |          | Insp                 | Viol Pts | Insp | Viol Pts |
| <b>TOTALS</b>     | 2/19* | 2/19**   | 1                    | 6        | 1    | 13       |
| 1FUJHHDR1PLNW7842 | 2     | 19       | 1                    | 6        | 1    | 13       |

\*<Total number of inspections for these 1 VIN(s)>/n<Total number of inspections for these 2 state(s)>

\*\*<Total severity sum for these 1 VIN(s)>/n<Total severity sum for these 2 state(s)>

**Violations By Unit Type ToC**

**# of Violations: 4 Total Severity: 16 based on inspections in the last 2 years**

| Violation Unit: Driver                                            | # of Violations: 3    | Total Severity: 10 | % of Total: 62.5%  |
|-------------------------------------------------------------------|-----------------------|--------------------|--------------------|
| Viol. Group: False Log                                            | # of Violations: 1    | Total Severity: 7  | % of Total: 43.75% |
| Violation                                                         | Number of Occurrences | Viol. Severity     | Total Severity     |
| 395.8EHOSPD:HOS (PROPERTY) - NO DRIVER MAY MAKE A FALSE REPORT    | 1                     | 7                  | 7                  |
| Viol. Group: Emergency Equipment                                  | # of Violations: 1    | Total Severity: 2  | % of Total: 12.5%  |
| 392.8D:DRIVER - FAILED TO INSPECT /USE EMERGENCY EQUIPMEN         | 1                     | 2                  | 2                  |
| Viol. Group: Other Log/Form & Manner                              | # of Violations: 1    | Total Severity: 1  | % of Total: 6.25%  |
| 395.30B1ELDDFR:HOS (ELD) - DRIVER FAILING TO REVIEW RECORDS AND C | 1                     | 1                  | 1                  |
| Violation Unit: Power Unit                                        | # of Violations: 1    | Total Severity: 6  | % of Total: 37.5%  |
| Viol. Group: Lighting                                             | # of Violations: 1    | Total Severity: 6  | % of Total: 37.5%  |
| Violation                                                         | Number of Occurrences | Viol. Severity     | Total Severity     |
| 393.9ALRLI:LIGHTING - TAIL LAMP - ANY INOPERATIVE.                | 1                     | 6                  | 6                  |



**Carrier Software**  
1-800-646-5152  
info@CarrierSoftware.com

**CONFIDENTIAL - Intended for use by Amerigo Insurance Agency - Date:  
3/21/2026**

**GSI TRANSPORT INC - DOT# 4378505 / MC1715985**



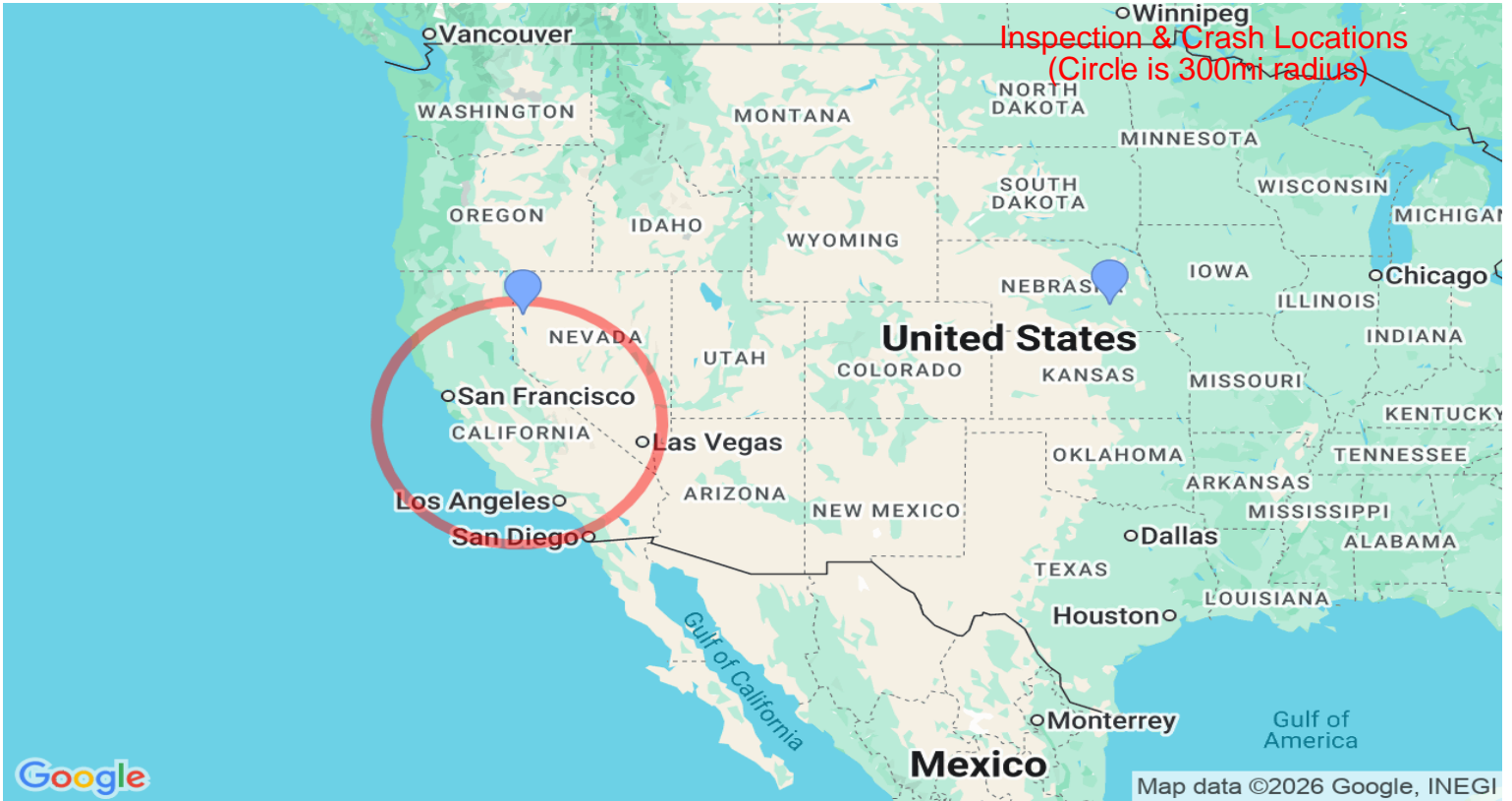
**INSPECTION/CRASH MAP ToC**

PU Inspection

Trailer Inspection

OOS Inspection

Crash



| Equipment Ownership ToC Equipment Ownership (based on MCS-150 dated 11/4/2025) |          |          |          |               |          |
|--------------------------------------------------------------------------------|----------|----------|----------|---------------|----------|
|                                                                                | Trucks   | Tractors | Trailers | Motor Coaches | Vans     |
| Owned                                                                          | 0        | 1        | 0        | 0             | 0        |
| Term Leased                                                                    | 0        | 0        | 0        | 0             | 0        |
| Trip Leased                                                                    | 0        | 0        | 0        | 0             | 0        |
| <b>Total No.</b>                                                               | <b>0</b> | <b>1</b> | <b>0</b> | <b>0</b>      | <b>0</b> |

| Equipment Details Power Units ToC |                  |      |              |          |               |           |       |     |           |
|-----------------------------------|------------------|------|--------------|----------|---------------|-----------|-------|-----|-----------|
| VIN                               | Latest Insp Date | Year | Make         | Model    | Body Class    | Body Type | Axles | Len | Fuel Type |
| 1FUJHHR1PL<br>NW7842              | 10/03/2025       | 2023 | FREIGHTLINER | Cascadia | Truck-Tractor | -         | -     | -   | -         |

| Equipment Details Trailers |                  |      |                              |                              |            |             |       |     |                |
|----------------------------|------------------|------|------------------------------|------------------------------|------------|-------------|-------|-----|----------------|
| VIN                        | Latest Insp Date | Year | Make                         | Model                        | Body Class | Body Type   | Axles | Len | Fuel Type      |
| 1UYVS2534N25<br>19435      | 10/03/2025       | 2022 | UTILITY TRAILER MANUFACTURER | Utility Trailer Manufacturer | Trailer    | Van Trailer | 2     | 53  | Not Applicable |



**Vehicle Age ToC**

| Year | # Power Units | PU Percentage | # Trailers | Trailres Percentage |
|------|---------------|---------------|------------|---------------------|
| 2023 | 1             | 100.00%       | 0          | 0.00%               |
| 2022 | 0             | 0.00%         | 1          | 100.00%             |

Based on 24 months of inspection data, see the live report for more options

**States of Power Unit Registrations ToC**

| State                 | NE | NV |
|-----------------------|----|----|
| Number of Power Units | 1  | 1  |

**Equipment Acquisitions - Table ToC**

|                       | Power Units inspected for 1st time in past 12 months | Power Units inspected for 1st time in past 24 months | Power Units inspected during entire date range | Trailers inspected for 1st time in past 12 months | Trailers inspected for 1st time in past 24 months | Trailers inspected during entire date range |
|-----------------------|------------------------------------------------------|------------------------------------------------------|------------------------------------------------|---------------------------------------------------|---------------------------------------------------|---------------------------------------------|
| Unique VINs           | 1                                                    | 1                                                    | 1                                              | 1                                                 | 1                                                 | 1                                           |
| Unique License Plates | 1                                                    | 1                                                    | 1                                              | 1                                                 | 1                                                 | 1                                           |
| License Plate States  | 1                                                    | 1                                                    | 1                                              | 1                                                 | 1                                                 | 1                                           |

**Driver Details ToC Driver Details (based on MCS-150 dated 11/4/2025)**

|                      | Within 100 mi | Beyond 100 mi | TOTAL |
|----------------------|---------------|---------------|-------|
| # Drivers Interstate | 0             | 2             | 1     |
| # Drivers Intrastate | 0             | 0             | 0     |
| <b>TOTAL</b>         | 0             | 2             | /     |

Avg. # Trip Lease Drivers/Mo: 0 # Drivers Grand Total: 2 # Drivers Commercially Licensed: 2

**Shared VIN Summary ToC**

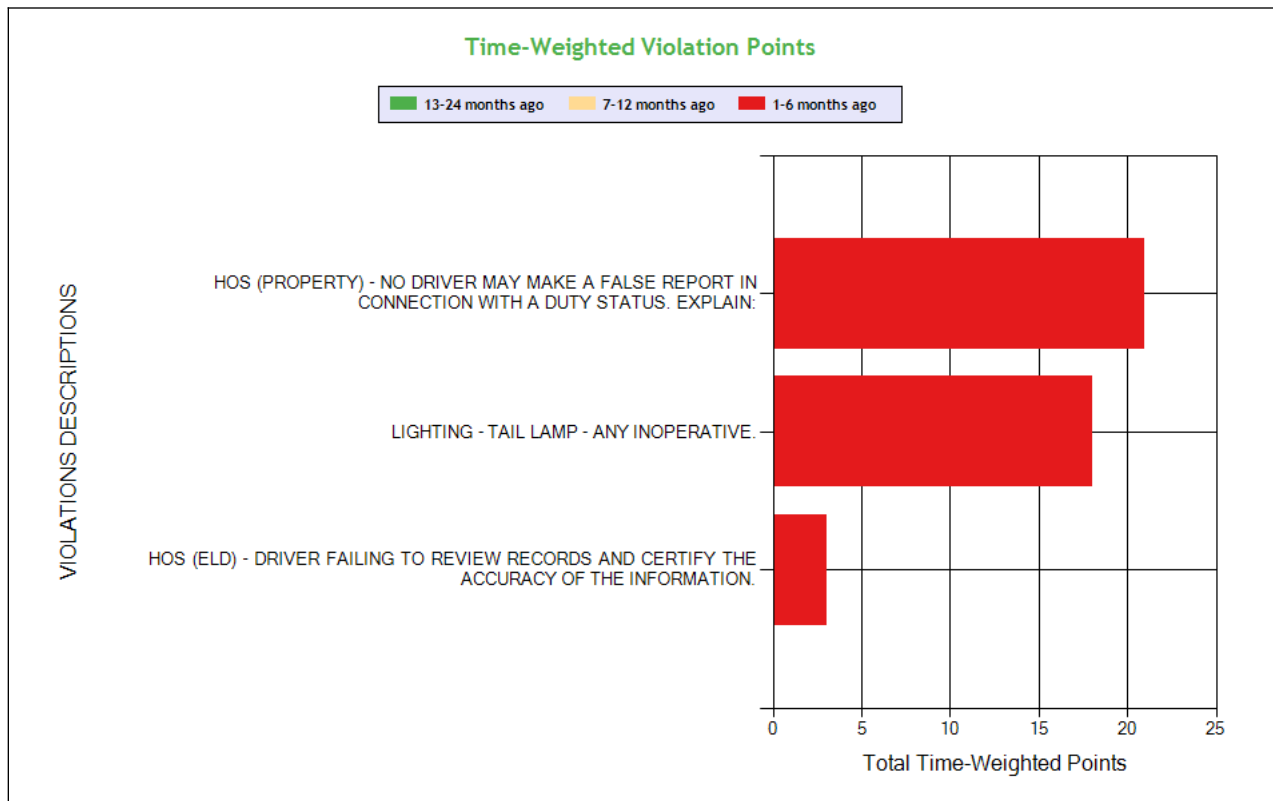
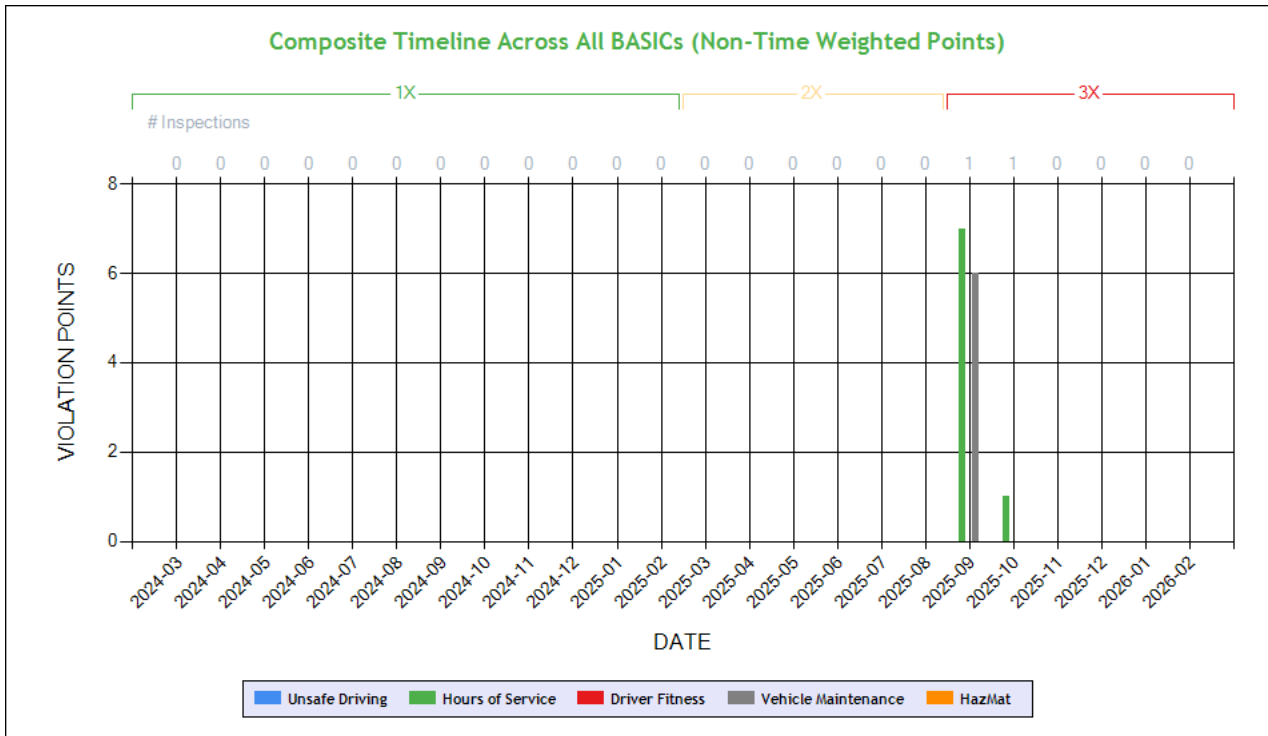
No Data

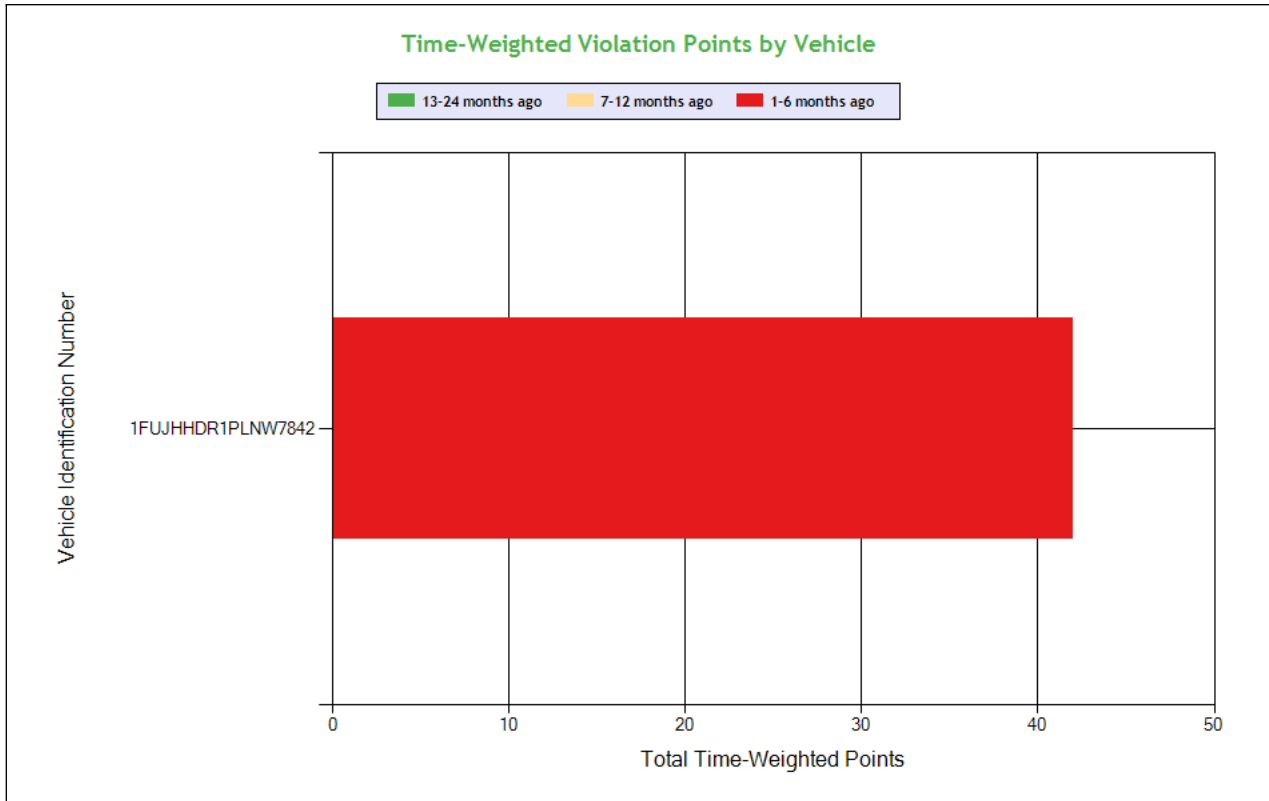
**SHIPPERS DETAIL ToC based on Inspection results for the last 4 years**

| Shipper Name             | Number of Inspections | Shipper Name  | Number of Inspections |
|--------------------------|-----------------------|---------------|-----------------------|
| BRAGA FRESH FAMILY FARMS | 1                     | KRC LOGISTICS | 1                     |



**Carrier Underwriting Report Safety Summary ToC**





See the Excel file for the complete analysis

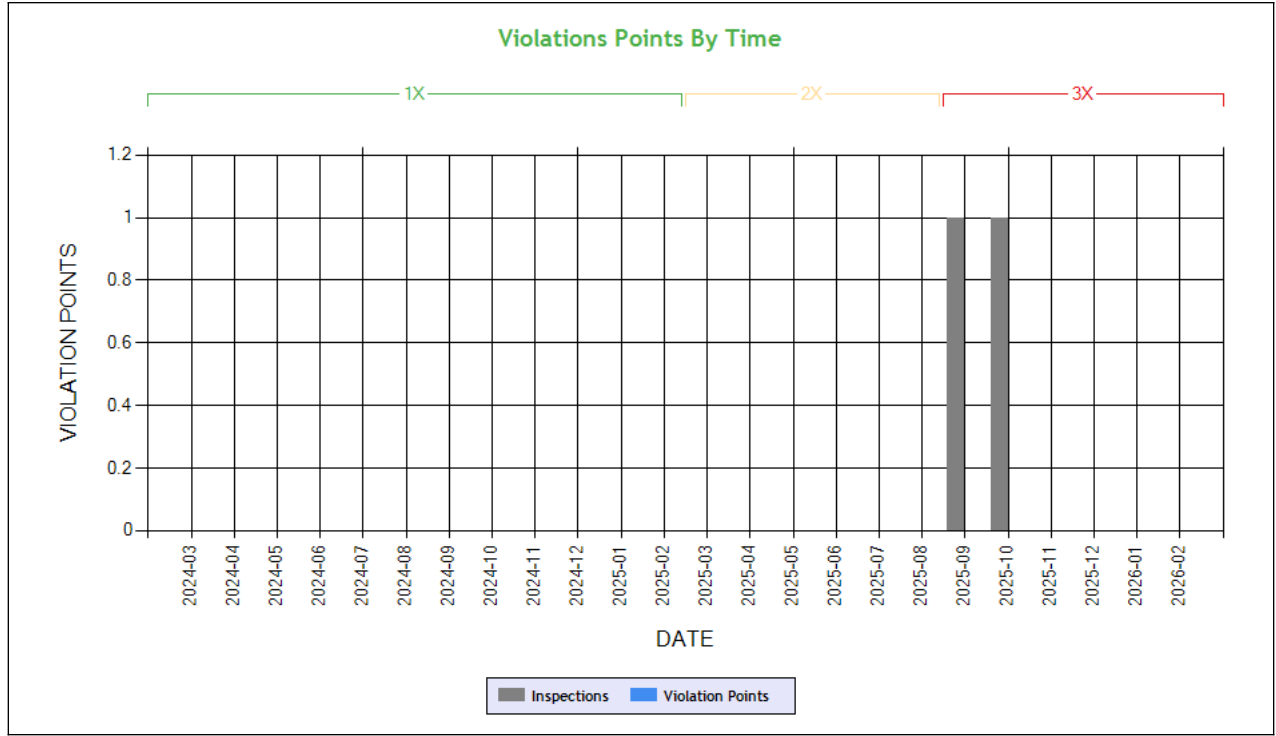
# Violations is in (1-6/7-12/13-24mo)

| Shaded = Out Of Service Violation |                                   |                                        |                                                                                               |                                         |                                                                                           |
|-----------------------------------|-----------------------------------|----------------------------------------|-----------------------------------------------------------------------------------------------|-----------------------------------------|-------------------------------------------------------------------------------------------|
| Violation Group                   |                                   |                                        | False Log                                                                                     | Lighting                                | Other Log/Form & Manner                                                                   |
| Violation Description             | Total Time-weighted Points by VIN | % of Total Time-weighted Points by VIN | HOS (PROPERTY) - NO DRIVER MAY MAKE A FALSE REPORT IN CONNECTION WITH A DUTY STATUS. EXPLAIN: | LIGHTING - TAIL LAMP - ANY INOPERATIVE. | HOS (ELD) - DRIVER FAILING TO REVIEW RECORDS AND CERTIFY THE ACCURACY OF THE INFORMATION. |
| Driver Resp                       |                                   |                                        | Yes                                                                                           | Yes                                     | Yes                                                                                       |
| Total Time-weighted Points        |                                   |                                        | 21                                                                                            | 18                                      | 3                                                                                         |
| % Total Time-Wt Pts               |                                   |                                        | 50.0                                                                                          | 42.86                                   | 7.14                                                                                      |
| 1FUJHHDR1PLNW7842                 | 42                                | 100                                    | 21 (1/0/0)                                                                                    | 18 (1/0/0)                              | 3 (1/0/0)                                                                                 |



**SAFETY ANALYSIS ToC**

**Unsafe Driving**



**Time-Weighted Violation Points - no data available to draw a chart**

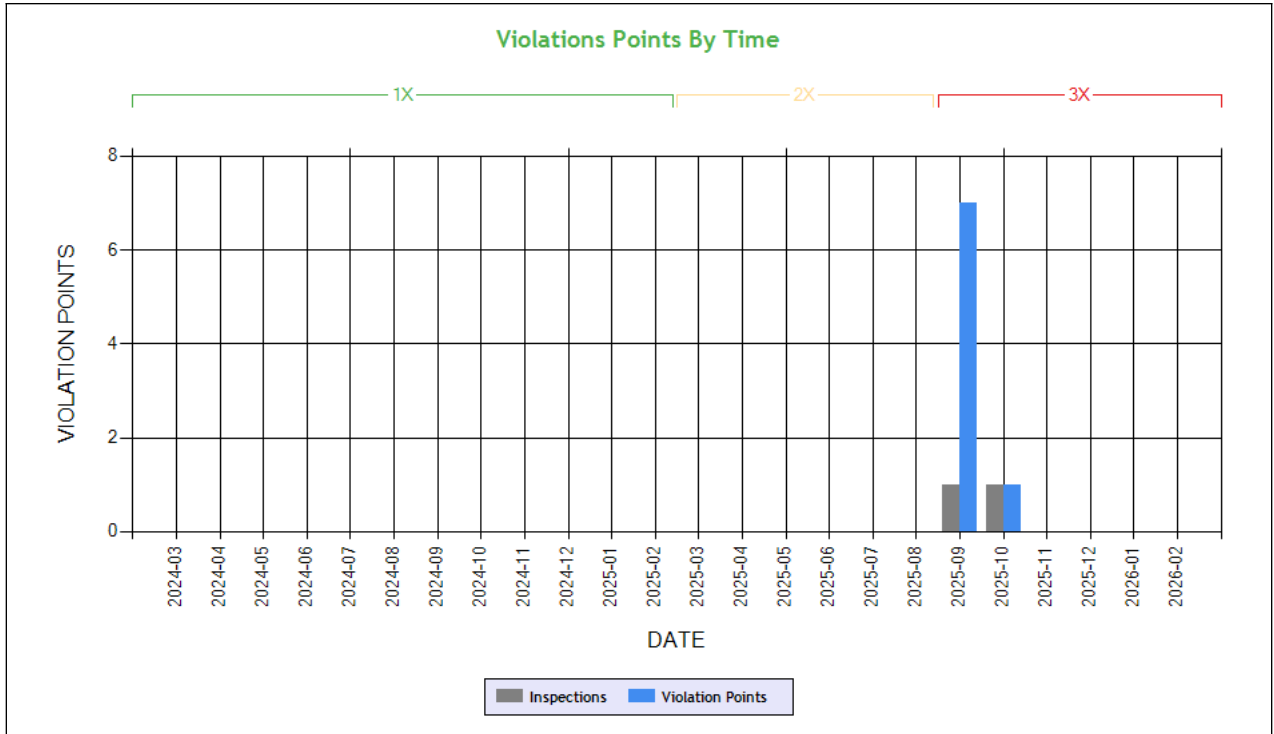
**Time-Weighted Severity Points by Vehicle - no data available to draw a chart**

See the Excel file for the complete analysis

# Violations is in (1-6/7-12/13-24mo)

| Shaded = Out Of Service Violation |                                   |                                        |
|-----------------------------------|-----------------------------------|----------------------------------------|
| Violation Group                   |                                   |                                        |
| Violation Description             | Total Time-weighted Points by VIN | % of Total Time-weighted Points by VIN |
| Driver Resp                       |                                   |                                        |
| Total Time-weighted Points        |                                   |                                        |
| % Total Time-Wt Pts               |                                   |                                        |

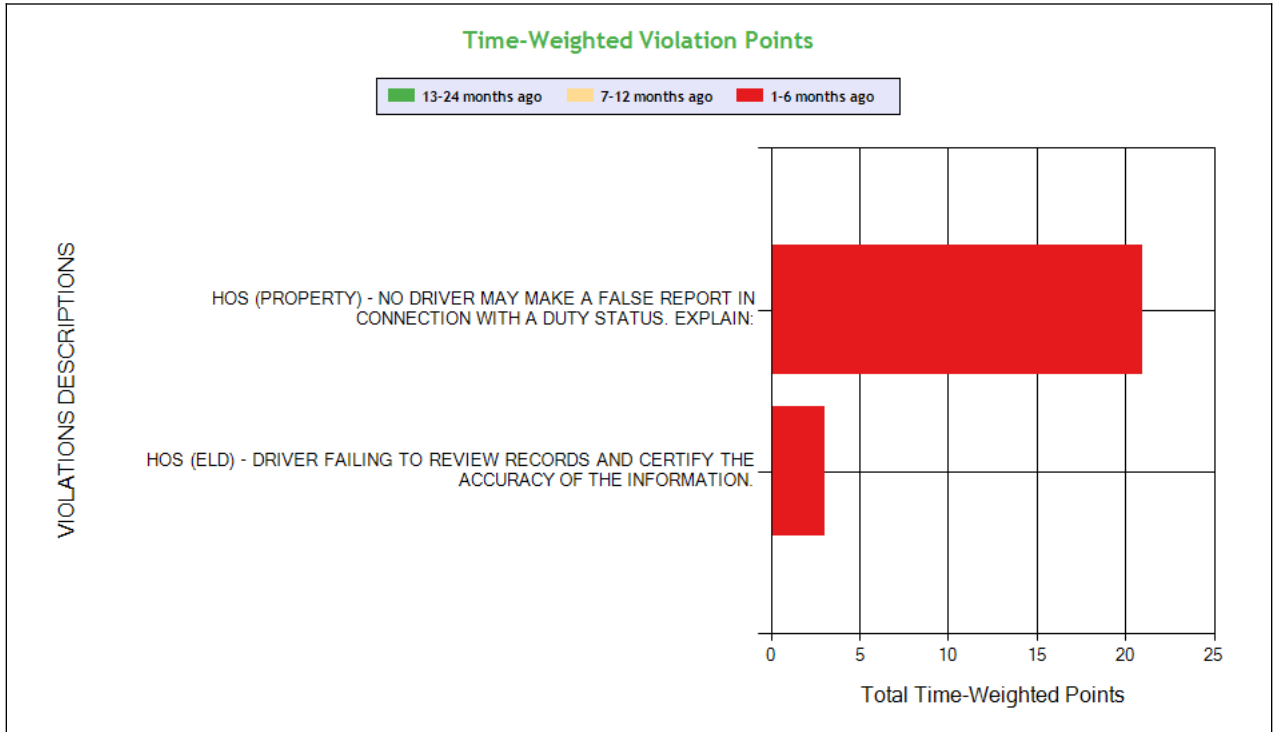
**HOS Compliance**



**Carrier Software**  
 1-800-646-5152  
 info@CarrierSoftware.com

**CONFIDENTIAL - Intended for use by Amerigo Insurance Agency - Date: 3/21/2026**

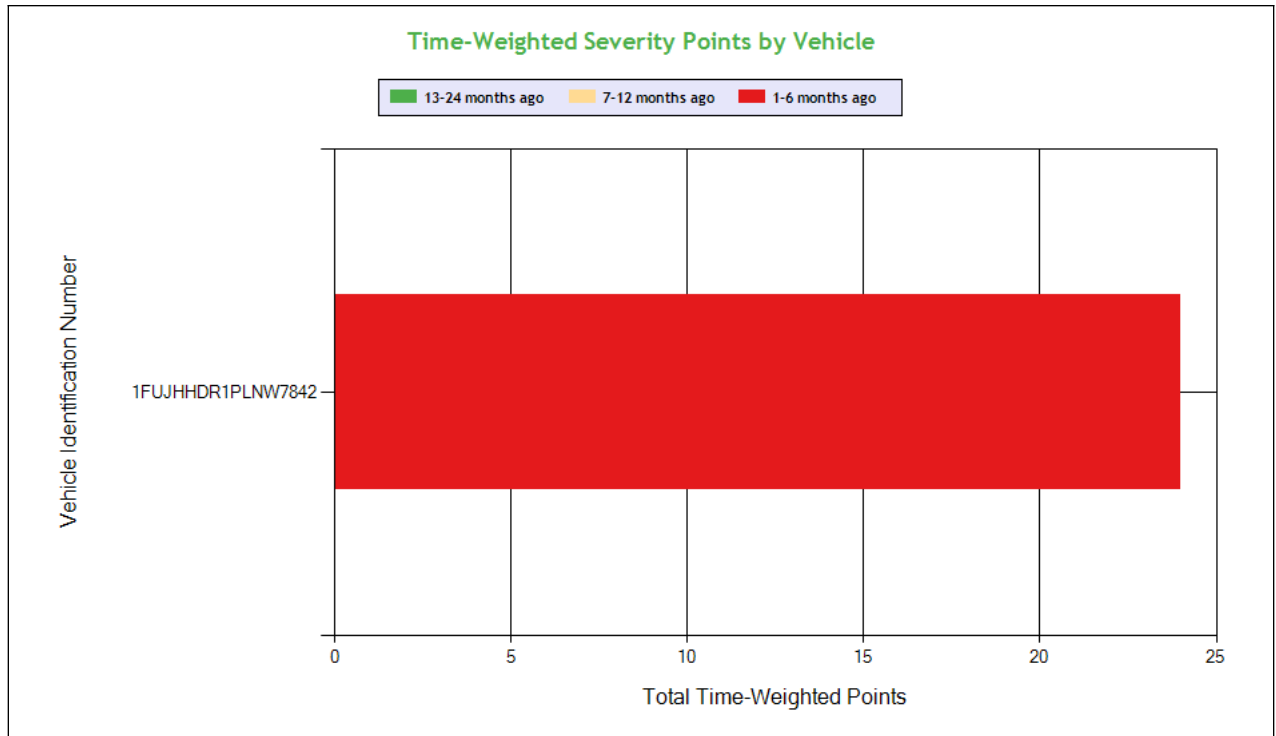
**GSI TRANSPORT INC - DOT# 4378505 / MC1715985**



See the Excel file for the complete analysis

# Violations is in (1-6/7-12/13-24mo)

Shaded = Out Of Service Violation



**Carrier Software**  
 1-800-646-5152  
 info@CarrierSoftware.com

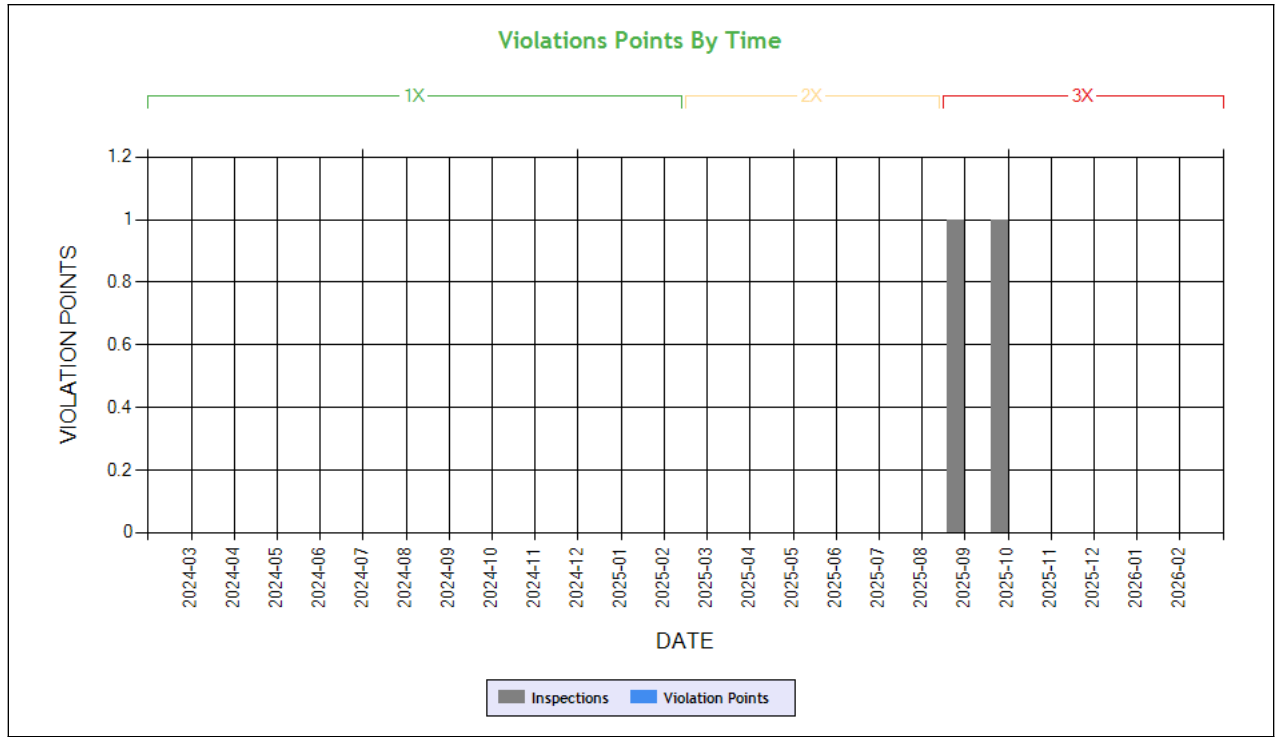
**CONFIDENTIAL - Intended for use by Amerigo Insurance Agency - Date: 3/21/2026**

**GSI TRANSPORT INC - DOT# 4378505 / MC1715985**

| Violation Group                   |                                   |                                        | False Log                                                                                     | Other Log/Form & Manner                                                                   |
|-----------------------------------|-----------------------------------|----------------------------------------|-----------------------------------------------------------------------------------------------|-------------------------------------------------------------------------------------------|
| Violation Description             | Total Time-weighted Points by VIN | % of Total Time-weighted Points by VIN | HOS (PROPERTY) - NO DRIVER MAY MAKE A FALSE REPORT IN CONNECTION WITH A DUTY STATUS. EXPLAIN: | HOS (ELD) - DRIVER FAILING TO REVIEW RECORDS AND CERTIFY THE ACCURACY OF THE INFORMATION. |
| Driver Resp                       |                                   |                                        | Yes                                                                                           | Yes                                                                                       |
| <b>Total Time-weighted Points</b> |                                   |                                        | 21                                                                                            | 3                                                                                         |
| <b>% Total Time-Wt Pts</b>        |                                   |                                        | 87.50                                                                                         | 12.50                                                                                     |
| <b>1FUJHHDR1PLNW7842</b>          | <b>24</b>                         | <b>100</b>                             | <b>21 (1/0/0)</b>                                                                             | <b>3 (1/0/0)</b>                                                                          |



**Driver Fitness**



**Time-Weighted Violation Points - no data available to draw a chart**

**Time-Weighted Severity Points by Vehicle - no data available to draw a chart**

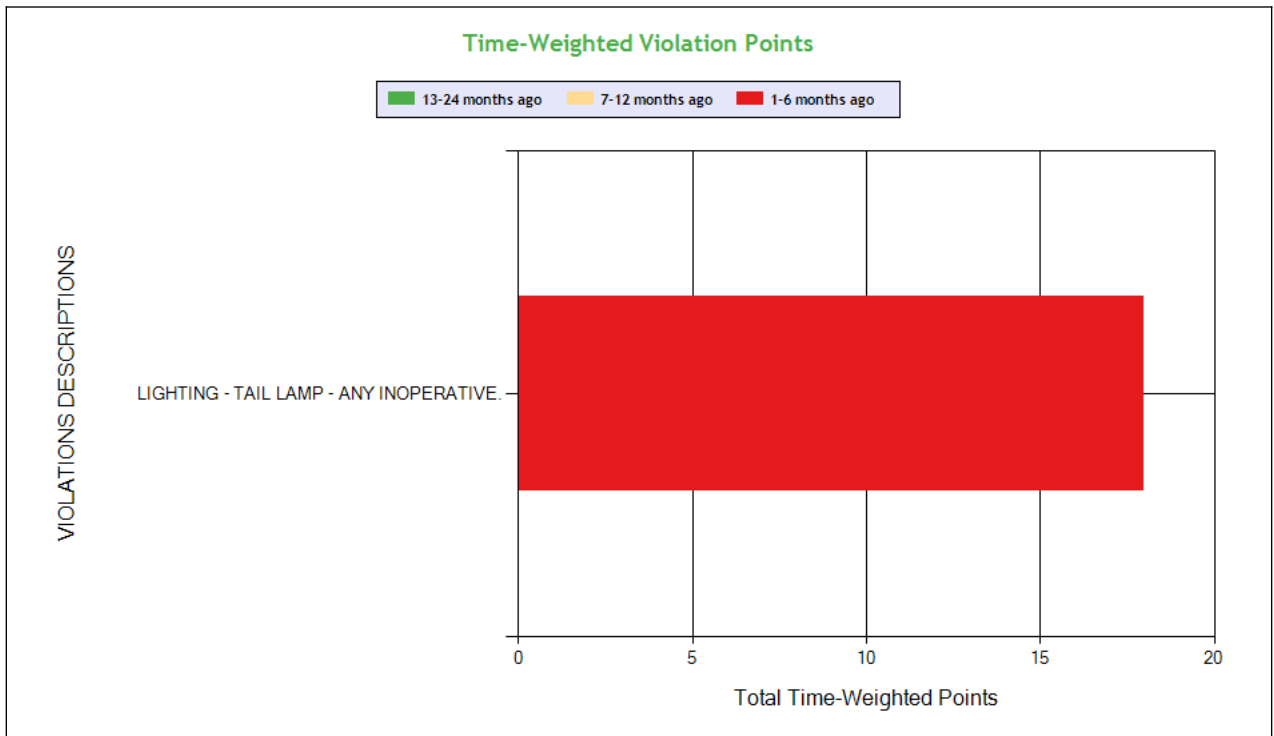
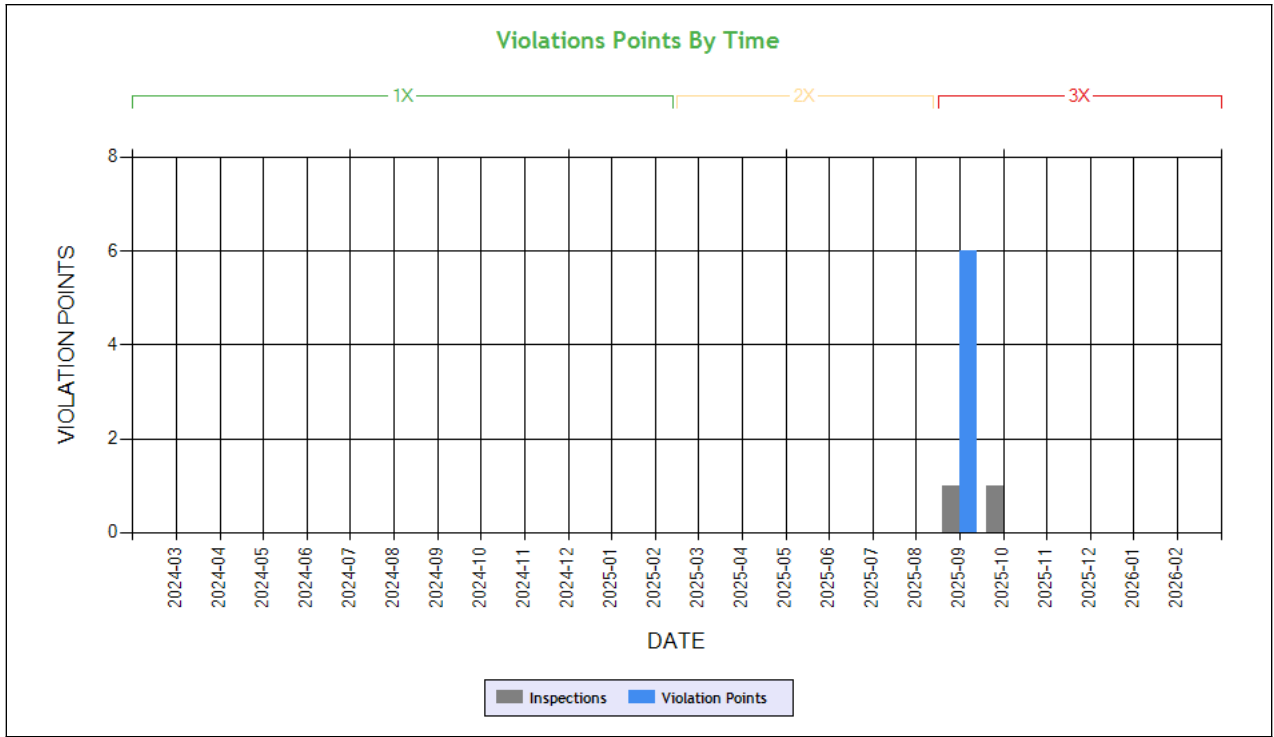
See the Excel file for the complete analysis

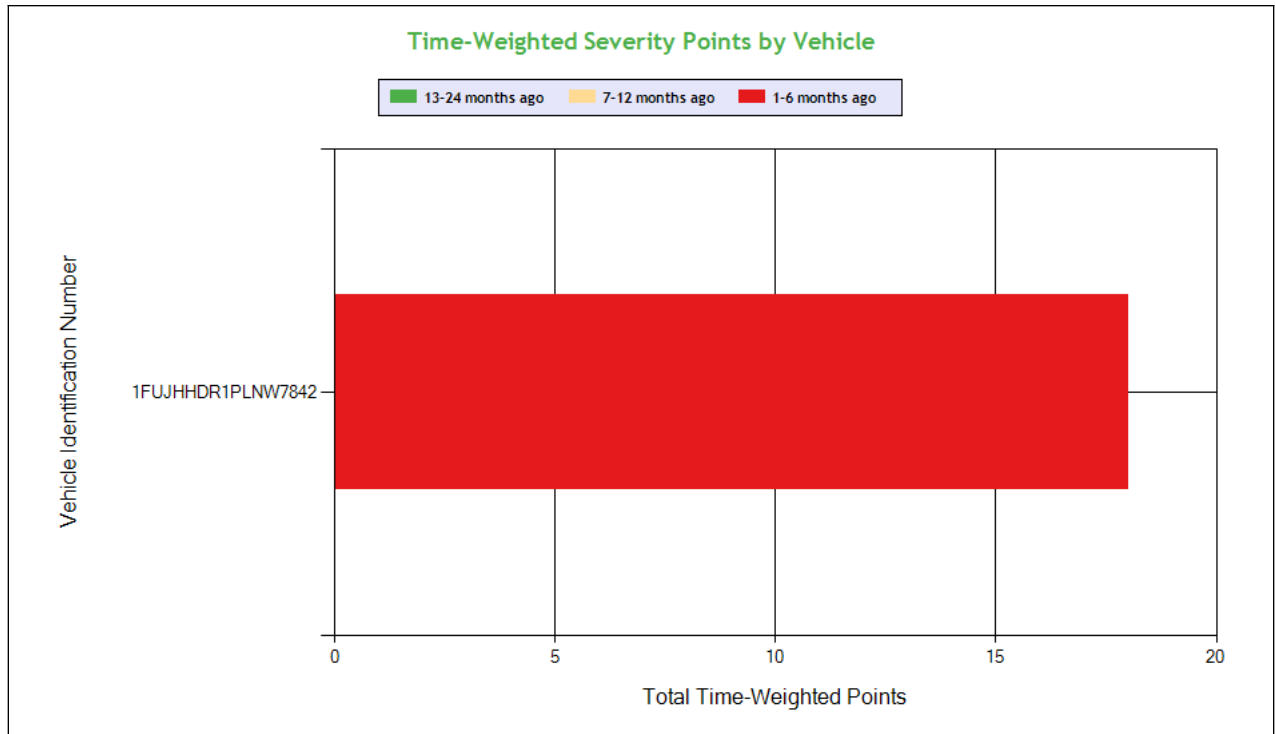
# Violations is in (1-6/7-12/13-24mo)

| Shaded = Out Of Service Violation |                                   |                                        |
|-----------------------------------|-----------------------------------|----------------------------------------|
| Violation Group                   |                                   |                                        |
| Violation Description             | Total Time-weighted Points by VIN | % of Total Time-weighted Points by VIN |
| Driver Resp                       |                                   |                                        |
| Total Time-weighted Points        |                                   |                                        |
| % Total Time-Wt Pts               |                                   |                                        |



**Vehicle Maintenance**





**Carrier Software**  
 1-800-646-5152  
 info@CarrierSoftware.com

**CONFIDENTIAL - Intended for use by Amerigo Insurance Agency - Date: 3/21/2026**

**GSI TRANSPORT INC - DOT# 4378505 / MC1715985**

See the Excel file for the complete analysis

# Violations is in (1-6/7-12/13-24mo)

| Shaded = Out Of Service Violation |                                   |                                        |                                         |
|-----------------------------------|-----------------------------------|----------------------------------------|-----------------------------------------|
| Violation Group                   |                                   |                                        | Lighting                                |
| Violation Description             | Total Time-weighted Points by VIN | % of Total Time-weighted Points by VIN | LIGHTING - TAIL LAMP - ANY INOPERATIVE. |
| Driver Resp                       |                                   |                                        | Yes                                     |
| Total Time-weighted Points        |                                   |                                        | 18                                      |
| % Total Time-Wt Pts               |                                   |                                        | 100                                     |
| 1FUJHHDR1PLNW7842                 | 18                                | 100                                    | 18 (1/0/0)                              |

**COLOR CODED CRASH TABLE ToC**

No crashes have been reported by the DOT on this Motor Carrier

**INSPECTIONS WITH SHARED EQUIPMENT:**

No Data



| LEGEND                              |
|-------------------------------------|
| Vehicle Information                 |
| Inspection for DOT # being analyzed |
| Inspection for Different DOT #      |
| Crash Information for specific VIN  |

**INSPECTION DETAILS for ALL Inspections**

PDF shows the first 100 Power Unit & Trailer VINs with most recent inspections using data from the last 4 years

**POWER UNIT Inspections Section**

| VIN: 1FUJHHDR1PLNW7842 |              | Unit: Truck Tractor  |                | Year: 2023                                                                                                  | Make: FREIGHTLINER |                 |          |
|------------------------|--------------|----------------------|----------------|-------------------------------------------------------------------------------------------------------------|--------------------|-----------------|----------|
| DOT No: 4378505        |              | Docket No: MC1715985 |                | Name: GSI TRANSPORT INC                                                                                     |                    | Interstate: Yes |          |
| Date                   | Unit License | Unit Lic State       | Violation Unit | Violation Description                                                                                       | Severity           | OOS             | Citation |
| 10/03/2025             | ZP58360      | CA                   | D              | 392.2SLLTL - State/Local Laws - Misc. traffic law violation                                                 | 3                  | No              |          |
| 10/03/2025             | ZP58360      | CA                   | D              | 392.8D - DRIVER - FAILED TO INSPECT /USE EMERGENCY EQUIPMENT.                                               | 2                  | No              |          |
| 10/03/2025             | ZP58360      | CA                   | D              | 395.30B1ELDDFR - HOS (ELD) - DRIVER FAILING TO REVIEW RECORDS AND CERTIFY THE ACCURACY OF THE INFORMATION.  | 1                  | No              |          |
| 09/30/2025             | ZP58360      | CA                   | 1              | 393.9ALRLI - LIGHTING - TAIL LAMP - ANY INOPERATIVE.                                                        | 6                  | No              |          |
| 09/30/2025             | ZP58360      | CA                   | D              | 395.8EHOSPD - HOS (PROPERTY) - NO DRIVER MAY MAKE A FALSE REPORT IN CONNECTION WITH A DUTY STATUS. EXPLAIN: | 7                  | No              |          |
| DOT No: 3700104        |              | Docket No: MC1294295 |                | Name: BAJA FREIGHT LTD                                                                                      |                    | Interstate: Yes |          |
| Date                   | Unit License | Unit Lic State       | Violation Unit | Violation Description                                                                                       | Severity           | OOS             | Citation |
| 09/11/2023             | 3296165      | IN                   | -              | -                                                                                                           | -                  | -               | -        |
| 06/30/2023             | 3296165      | IN                   | -              | -                                                                                                           | -                  | -               | -        |

**TRAILER Inspections Section**

| VIN: 1FUJHHDR1PLNW7842 |              | Unit: Truck Tractor  |                | Year: 2023                                                                                                  | Make: FREIGHTLINER |                 |          |
|------------------------|--------------|----------------------|----------------|-------------------------------------------------------------------------------------------------------------|--------------------|-----------------|----------|
| DOT No: 4378505        |              | Docket No: MC1715985 |                | Name: GSI TRANSPORT INC                                                                                     |                    | Interstate: Yes |          |
| Date                   | Unit License | Unit Lic State       | Violation Unit | Violation Description                                                                                       | Severity           | OOS             | Citation |
| 10/03/2025             | ZP58360      | CA                   | D              | 392.2SLLTL - State/Local Laws - Misc. traffic law violation                                                 | 3                  | No              |          |
| 10/03/2025             | ZP58360      | CA                   | D              | 392.8D - DRIVER - FAILED TO INSPECT /USE EMERGENCY EQUIPMENT.                                               | 2                  | No              |          |
| 10/03/2025             | ZP58360      | CA                   | D              | 395.30B1ELDDFR - HOS (ELD) - DRIVER FAILING TO REVIEW RECORDS AND CERTIFY THE ACCURACY OF THE INFORMATION.  | 1                  | No              |          |
| 09/30/2025             | ZP58360      | CA                   | 1              | 393.9ALRLI - LIGHTING - TAIL LAMP - ANY INOPERATIVE.                                                        | 6                  | No              |          |
| 09/30/2025             | ZP58360      | CA                   | D              | 395.8EHOSPD - HOS (PROPERTY) - NO DRIVER MAY MAKE A FALSE REPORT IN CONNECTION WITH A DUTY STATUS. EXPLAIN: | 7                  | No              |          |
| DOT No: 3700104        |              | Docket No: MC1294295 |                | Name: BAJA FREIGHT LTD                                                                                      |                    | Interstate: Yes |          |
| Date                   | Unit License | Unit Lic State       | Violation Unit | Violation Description                                                                                       | Severity           | OOS             | Citation |
| 09/11/2023             | 3296165      | IN                   | -              | -                                                                                                           | -                  | -               | -        |
| 06/30/2023             | 3296165      | IN                   | -              | -                                                                                                           | -                  | -               | -        |



| <b>Inspection Summary By Month (based on inspections from the last 4 years) ToC</b> |                       |                       |                  |                       |                       |                   |
|-------------------------------------------------------------------------------------|-----------------------|-----------------------|------------------|-----------------------|-----------------------|-------------------|
| Year-Month                                                                          | Number of Inspections | Number of Power Units | Total Violations | Total OOS Inspections | Total Severity Points | Number of Crashes |
| 2025-10                                                                             | 1                     | 1                     | 3                | 0                     | 6                     | 0                 |
| 2025-09                                                                             | 1                     | 1                     | 6                | 0                     | 13                    | 0                 |

Note: The most recent month's counts may not include all the inspections for that month.

| <b>VIN Inspection Violation Details ToC</b>                                                                                                                |               |                     |                                |                    |                 |                                                                   |                  |                                 |                |
|------------------------------------------------------------------------------------------------------------------------------------------------------------|---------------|---------------------|--------------------------------|--------------------|-----------------|-------------------------------------------------------------------|------------------|---------------------------------|----------------|
| # of VINs: 2 # of Insp: 4 Severity Weight: 35 Avg. Weight/VIN: 8.8 (based on inspections in the last 4 years, showing top 50 VINs inspected most recently) |               |                     |                                |                    |                 |                                                                   |                  |                                 |                |
| VIN 1FUJHHDR1PLNW7842                                                                                                                                      |               | # of Inspections: 2 |                                | Total Severity: 19 |                 | Percentage of Total: 54.29%                                       |                  | Avg. Weight Per Inspection: 9.5 |                |
| Inspection Date                                                                                                                                            | Inspection ID | Inspection State    | Location Description           | Total Severity     | # of Violations | Shipper Name                                                      | Inspection Level | Post Accident                   | Out of Service |
| 10/03/2025                                                                                                                                                 | 85952410      | NE                  | ON UNNAMED STREET, 303 FEET EA | 6                  | 3               | KRC LOGISTICS                                                     | 3                | No                              | No             |
| <b>BASIC</b>                                                                                                                                               |               | <b>Unit Type</b>    |                                | <b>Severity</b>    |                 | <b>Description</b>                                                |                  | <b>Out of Service</b>           |                |
|                                                                                                                                                            |               | Truck Tractor       |                                | 3                  |                 | 392.2SLLTL:State/Local Laws - Misc. traffic law violation         |                  | No                              |                |
| <b>Vehicle Maintenance</b>                                                                                                                                 |               | Truck Tractor       |                                | 2                  |                 | 392.8D:DRIVER - FAILED TO INSPECT /USE EMERGENCY EQUIPMEN         |                  | No                              |                |
| <b>Hours-Of-Service Compliance</b>                                                                                                                         |               | Truck Tractor       |                                | 1                  |                 | 395.30B1ELDDFR:HOS (ELD) - DRIVER FAILING TO REVIEW RECORDS AND C |                  | No                              |                |
| Inspection Date                                                                                                                                            | Inspection ID | Inspection State    | Location Description           | Total Severity     | # of Violations | Shipper Name                                                      | Inspection Level | Post Accident                   | Out of Service |
| 09/30/2025                                                                                                                                                 | 85970694      | NV                  | IR80/GARSON CHECK SITE         | 13                 | 2               | BRAGA FRESH FAMILY FARMS                                          | 2                | No                              | No             |
| <b>BASIC</b>                                                                                                                                               |               | <b>Unit Type</b>    |                                | <b>Severity</b>    |                 | <b>Description</b>                                                |                  | <b>Out of Service</b>           |                |
| <b>Hours-Of-Service Compliance</b>                                                                                                                         |               | Truck Tractor       |                                | 7                  |                 | 395.8EHOSPD:HOS (PROPERTY) - NO DRIVER MAY MAKE A FALSE REPORT    |                  | No                              |                |
| <b>Vehicle Maintenance</b>                                                                                                                                 |               | Truck Tractor       |                                | 6                  |                 | 393.9ALRLI:LIGHTING - TAIL LAMP - ANY INOPERATIVE.                |                  | No                              |                |
| VIN 1UYVS2534N2519435                                                                                                                                      |               | # of Inspections: 2 |                                | Total Severity: 16 |                 | Percentage of Total: 45.71%                                       |                  | Avg. Weight Per Inspection: 8.0 |                |
| Inspection Date                                                                                                                                            | Inspection ID | Inspection State    | Location Description           | Total Severity     | # of Violations | Shipper Name                                                      | Inspection Level | Post Accident                   | Out of Service |
| 10/03/2025                                                                                                                                                 | 85952410      | NE                  | ON UNNAMED STREET, 303 FEET EA | 3                  | 2               | KRC LOGISTICS                                                     | 3                | No                              | No             |
| <b>BASIC</b>                                                                                                                                               |               | <b>Unit Type</b>    |                                | <b>Severity</b>    |                 | <b>Description</b>                                                |                  | <b>Out of Service</b>           |                |
| <b>Vehicle Maintenance</b>                                                                                                                                 |               | Semi Trailer        |                                | 2                  |                 | 392.8D:DRIVER - FAILED TO INSPECT /USE EMERGENCY EQUIPMEN         |                  | No                              |                |
| <b>Hours-Of-Service Compliance</b>                                                                                                                         |               | Semi Trailer        |                                | 1                  |                 | 395.30B1ELDDFR:HOS (ELD) - DRIVER FAILING TO REVIEW RECORDS AND C |                  | No                              |                |
| Inspection Date                                                                                                                                            | Inspection ID | Inspection State    | Location Description           | Total Severity     | # of Violations | Shipper Name                                                      | Inspection Level | Post Accident                   | Out of Service |
| 09/30/2025                                                                                                                                                 | 85970694      | NV                  | IR80/GARSON CHECK SITE         | 13                 | 2               | BRAGA FRESH FAMILY FARMS                                          | 2                | No                              | No             |
| <b>BASIC</b>                                                                                                                                               |               | <b>Unit Type</b>    |                                | <b>Severity</b>    |                 | <b>Description</b>                                                |                  | <b>Out of Service</b>           |                |
| <b>Hours-Of-Service Compliance</b>                                                                                                                         |               | Semi Trailer        |                                | 7                  |                 | 395.8EHOSPD:HOS (PROPERTY) - NO DRIVER MAY MAKE A FALSE REPORT    |                  | No                              |                |
| <b>Vehicle Maintenance</b>                                                                                                                                 |               | Semi Trailer        |                                | 6                  |                 | 393.9ALRLI:LIGHTING - TAIL LAMP - ANY INOPERATIVE.                |                  | No                              |                |



| Inspection History <span style="float: right;">ToC</span>                                                                                                                       |               |              |                                   |                                  |                 |             |
|---------------------------------------------------------------------------------------------------------------------------------------------------------------------------------|---------------|--------------|-----------------------------------|----------------------------------|-----------------|-------------|
| Inspection Date                                                                                                                                                                 | Report Number | Report State | PU VIN                            | TR VIN                           | Severity Weight | Time Weight |
| 10/03/2025                                                                                                                                                                      | T213000039    | NE           | 1FUJHHDR1PLNW7842 - Truck Tractor | 1UYVS2534N2519435 - Semi Trailer |                 | 3           |
| Power Unit Violation - Vehicle Maintenance Violation: 392.8D - DRIVER - FAILED TO INSPECT /USE EMERGENCY EQUIPMENT.                                                             |               |              |                                   |                                  | 2               |             |
| Power Unit Violation - State/Local Laws Violation: 392.2SLLTL - State/Local Laws - Misc. traffic law violation                                                                  |               |              |                                   |                                  | 3               |             |
| Power Unit Violation - Hours-Of-Service (HOS) Compliance Violation: 395.30B1ELDDFR - HOS (ELD) - DRIVER FAILING TO REVIEW RECORDS AND CERTIFY THE ACCURACY OF THE INFORMATION.  |               |              |                                   |                                  | 1               |             |
| 09/30/2025                                                                                                                                                                      | 7023029440    | NV           | 1FUJHHDR1PLNW7842 - Truck Tractor | 1UYVS2534N2519435 - Semi Trailer |                 | 3           |
| Power Unit Violation - Hours-Of-Service (HOS) Compliance Violation: 395.8EHOSPD - HOS (PROPERTY) - NO DRIVER MAY MAKE A FALSE REPORT IN CONNECTION WITH A DUTY STATUS. EXPLAIN: |               |              |                                   |                                  | 7               |             |
| Power Unit Violation - Vehicle Maintenance Violation: 393.9ALRLI - LIGHTING - TAIL LAMP - ANY INOPERATIVE.                                                                      |               |              |                                   |                                  | 6               |             |
| Only the first 20 inspections are shown. See the live report for more data.                                                                                                     |               |              |                                   |                                  |                 |             |

| Crash Hot Spots <span style="float: right;">ToC</span> |                                     |          |          |          |                                      |
|--------------------------------------------------------|-------------------------------------|----------|----------|----------|--------------------------------------|
| State                                                  | Level 1<br>(lowest crash frequency) | Level 2  | Level 3  | Level 4  | Level 5<br>(highest crash frequency) |
| Nebraska                                               | 0                                   | 0        | 0        | 0        | 1                                    |
| Nevada                                                 | 1                                   | 0        | 0        | 0        | 0                                    |
| <b>Total</b>                                           | <b>1</b>                            | <b>0</b> | <b>0</b> | <b>0</b> | <b>1</b>                             |
| Company Level: 3                                       |                                     |          |          |          |                                      |

| Equipment and Driver Details <span style="float: right;">ToC</span> |                               |                 |          |                |            |            |
|---------------------------------------------------------------------|-------------------------------|-----------------|----------|----------------|------------|------------|
| MCS-150 Date                                                        | Equipment (Owned/Leased/Trip) |                 |          | Driver Details |            |            |
|                                                                     | Tractors                      | Straight Trucks | Trailers | CDL's          | Interstate | Intrastate |
| 11/04/2025                                                          | 1/0/0                         | 0/0/0           | 0/0/0    | 2              | 1          | 0          |
| 05/06/2025                                                          | 1/0/0                         | 0/0/0           | 0/1/0    | 1              | 1          | 0          |
| 04/12/2025                                                          | 1/0/0                         | 0/0/0           | 0/1/0    | 1              | 1          | 0          |
| 03/25/2025                                                          | 1/0/0                         | 0/0/0           | 0/1/0    | 1              | 0          | 0          |
| 03/17/2025                                                          | 1/0/0                         | 0/0/0           | 0/1/0    | 1              | 0          | 0          |

**No data for Chameleon Type 1**  
**No data for Chameleon Type 2**