



Table of Contents

1. Overview	2. BASIC Scores History
3. BASIC Measures	4. KPI: BASIC Measures by Cargo Group
5. Estimated ISS Score	6. Investigation Results
7. Penalties History	8. Acute Critical Violations
9. Red Flag Violation Details	10. DOT Registration Information
11. DOT MCS-150 History	12. Crash Summary
13. Inspection Summary	14. KPI: Inspection Viol OOS Rates by Cargo Group
15. FHWA Registration Information	16. FHWA Insurance Information
17. FHWA Authorities	18. Severe Violations
19. Violation Report	20. Violation Summary
21. Violation Enforcement Chronology	22. Inspection Violations & OOS Counts
23. Radius Of Operation	24. Inspection & Crash Locations
25. Cargo Hot Spots	26. Inspection Violations & OOS Chronology
27. Percent of Insp & Crash by State	28. VIN Insp Summary by State
29. Violations By Unit Type	30. Equipment Ownership
31. Equipment Details	32. Vehicle Age
33. States of Power Unit Registrations	34. Equipment Acquisitions
35. Driver Details	36. Shared VIN Summary
37. Shipper Table	38. Safety Summary
39. Safety Details	40. Crash Detail Color Coded
41. Inspections with Shared Equipment	42. Inspection Tabular Details
43. Inspection Summary By Month	44. VIN Inspection Violation Details
45. Inspection History	46. Crash Hot Spots
47. DOT MCS-150 History Equipment and Driver Details	48. Chameleon



Business Address

1922 LONNIE BECK WAY
STOCKTON, CA
95209

Contact Info

(209)-400-5401
INFOATRATRANSPORT@GMAIL.COM

FHWA Address

1922 LONNIE BECK WAY
STOCKTON,CA,95209
Phone:(209)-400-5401

Mailing Address

1922 LONNIE BECK WAY
STOCKTON, CA
95209-4563

Overview ToC

Operating Status: NOT AUTHORIZED Intrastate operations. *Please Note: NOT AUTHORIZED does not apply to Private or 3 other companies viewed this DOT in the past two months
Crash/PU ratio: 0.0%
Clean Inspection ratio: No inspections

Estimated BASIC Scores (as of 4/25/2025)

	Unsafe Driving	Hours of Service	Driver Fitness	Controlled Sub. and Alcohol	Vehicle Maintenance	HM Compliance	Crash
Relative Scores	0% ○	0% ○	0% ○	0% ○	0% ○	0% ○	0% ○
Alert Status	No	No	No	No	No	No	No



Estimated Inspection Selection System (ISS) Score: 63
Category: Optional Inspect

* The Estimated ISS score is based on Insufficient Data Algorithm *

BASIC Scores History Chart ToC

Something went wrong while generating BASIC Scores History Chart

BASIC Measures: Violation Points per Inspection Trends ToC

No inspection violations

BASIC Measures * - Table ToC

UD-Unsafe Driving, HOS-Hours of Service, DF-Driver Fitness, CS-Controlled Substances, VM-Vehicle Maintenance															
Date	UD Measure	UD AC	UD with Viol	HOS Measure	HOS AC	HOS with Viol	DF Measure	DF AC	DF with Viol	CS Measure	CS AC	CS with Viol	VM Measure	VM AC	VM with Viol
04/2025	0.00	N	0	0.00	N	0	0.00	N	0	0.00	N	0	0.00	N	0

* BASIC Measures are the absolute SMS scores that are compared within each Safety Event Group to determine the BASIC Score percentiles.



KPI: BASIC Measures by Fleet Size and Cargo Group [ToC](#)

Fleet Size: 1-5 PUs

	Unsafe Driving		Hours of Service		Driver Fitness		Controlled Substance		Vehicle Maintenance		HM Compliance		Crash	
Cargo Group (Companies)	Avg.	Comp. to Avg.	Avg.	Comp. to Avg.	Avg.	Comp. to Avg.	Avg.	Comp. to Avg.	Avg.	Comp. to Avg.	Avg.	Comp. to Avg.	Avg.	Comp. to Avg.
General Freight (485750)	0.78	Better	0.22	Better	0.20	Better	0.02	Better	1.88	Better	0.01	Better	0.06	Better
ATRA TRANSPORT LLC	0.00		0.00		0.00		0.00		0.00		0.00		0.00	

Estimated ISS Score: 63 [Optional Inspect](#) [ToC](#) [About the Inspection Selection System](#)

Estimated ISS Score History - Table [ToC](#)

Date	Estimated ISS Score	Recommendation	Algorithm
04/25/2025	63	Optional Inspect	Insufficient Data Algorithm

Investigation Results [ToC](#)

No Investigations reported on FMCSA website

Penalties History [ToC](#)

There is a problem with the Penalties data on FMCSA website.

Acute Critical Violations (Based on Investigations as per CSA Methodology Appendix A) [ToC](#)

No Data

No red flag violations in the last 24 months

DOT Registration Information: The following information on this specific DOT # is from the Federal DOT (as of Operating Authority

DOT Registration: 04/03/2025		Total Power Units: 1		Total Trucks: 1		Total Trailers: 1		Total Passenger Vehicles: 0	
Status	Entity Type	Organization Type	Nation	Total Cars	Drivers / CDL Drivers				
A	C	-	US	0	1 / 1				
MCS-150 Date	Op Codes	Shipper Op Codes	Shipper HazMat Op Codes	Latest Review Type	Latest Review Document Number(Date)				
04/03/2025	A				()				
MCS-150 Mileage (Year)	Record Update Date	Transports Hazmats	DOT Census Date	Recordable Accident Rate	Preventable Accident Rate				
()*	04/03/2025	N		0%	0%				
MCS-151 Mileage	Safety Rating (Date)	SEA Accident	SEA Driver	SEA Vehicle	SEA Management				
0	None (None)	0%	0%	0%	0%				
Classification Codes		Cargo Carried (per MCS-150)							
Authorized-For-Hire		General Freight							



DOT MCS-150 History ToC			(as of 04/07/2025 DOT census)						
Census Date	MCS-150 Date	MCS-150 Mileage	VMY Year	Power Units	Drivers	Trailers	Company Rep1	Company Rep2	Email
4/7/2025	4/3/2025	0		1	1	-	BALWINDER KAUR		INFOATRATRANSPORT@GMAIL.COM

Crash Summary Chart **ToC**Crashes Summary - Chart (based on all available crash data)

No Data

Crashes Summary - Table (based on all available crash data) ToC										
	TOTAL	Last 6 months	7-12 months	13-18 months	19-24 months	25-30 months	30-36 months	37-41 months	42-48 months	Over 49 months
Total Reportable	0	0	0	0	0	0	0	0	0	0
Fatalities	0	0	0	0	0	0	0	0	0	0
Injuries	0	0	0	0	0	0	0	0	0	0
Tow Away	0	0	0	0	0	0	0	0	0	0
With Citations	0	0	0	0	0	0	0	0	0	0
Federal Recordable	0	0	0	0	0	0	0	0	0	0
Preventable	0	0	0	0	0	0	0	0	0	0
Crash per Pwr Unit	-	0.0%	0.0%	0.0%	0.0%	0.0%	0.0%	0.0%	0.0%	-

Inspection Summary **ToC**

The following inspection information is based on results for 24 months prior to: 06/10/2025. Please note that the total inspections number is not necessarily the total of the vehicle, driver and hazmat inspections, as one inspection may have included any combination of the below inspections.

Overall	Vehicle	Driver	Hazmat
(Please note that the total inspections number is not necessarily the total of the vehicle, driver and hazmat inspections, as one inspection may have included any combination of the below inspections) Total Inspections: 0 Total Out of Service: 0 Out of Service: 0% National Average: 20.97% Difference: -20.97%	Total Inspections: 0 Total Out of Service: 0 Out of Service: 0.00% National Average: 25.17% Difference: -25.17%	Total Inspections: 0 Total Out of Service: 0 Out of Service: 0.00% National Average: 6.59% Difference: -6.59%	Total Inspections: 0 Total Out of Service: 0 Out of Service: 0.00% National Average: 2.92% Difference: -2.92%

KPI: Inspection Viol OOS Rates by Cargo Group **ToC**

Cargo Group	OVERALL		VEHICLE		DRIVER		HAZMAT	
	Average	Compared to Average	Average	Compared to Average	Average	Compared to Average	Average	Compared to Average
ATRA TRANSPORT LLC	0%		0%		0%		0%	
No data								



FHWA Registration Information: The following data on this Motor Carrier is from the Federal Hwy Administration (as of 4/22/2025)

Docket Number	DOT Number	Company Name	DBA Name	Address	City	State	Country	ZIP Code
MC1721548	4389020	ATRA TRANSPORT LLC		1922 LONNIE BECK WAY	STOCKTON	CA	US	95209
Phone Number	Fax Number	Mail Address	Mail City	Mail State	Mail Contry	Mail ZIP Code	Mail Phone Number	Mail Fax Number
(209)-400-5401		1922 LONNIE BECK WAY	STOCKTON	CA	US	95209-4563		
Date of Last Change	Freight	Passenger	Household Goods	Active Authority	Pending Authority	Revocation Pending Authority		
4/22/2025	Y	N	N	/	/ Common /	/		

Insurance Required (as of 06/11/2025) ToC

Docket Number	Insurance Type	Insurance Required	Insurance on File
MC1721548	BIPD	\$750k	\$0k
MC1721548	Cargo	No	No
MC1721548	Bond	No	No

Active / Pending Insurance (as of 06/11/2025)

No Data

Insurance History (as of 06/11/2025)

No Data for Insurance History (as of 06/11/2025)

FHWA Authorities (as of 06/11/2025) ToC

Docket#	L&I Name	Active Authority	Inactive Authority	Pending Authority	Revocation Pending Authority	Freight	Passenger	Household Goods
MC1721548	ATRA TRANSPORT LLC			Common /		Yes	No	No

Authority History (as of 06/11/2025)

No Data for Authority History (as of 06/11/2025)

Severe Violations (i.e. those with >= 8 points) - Chart ToC

No Data

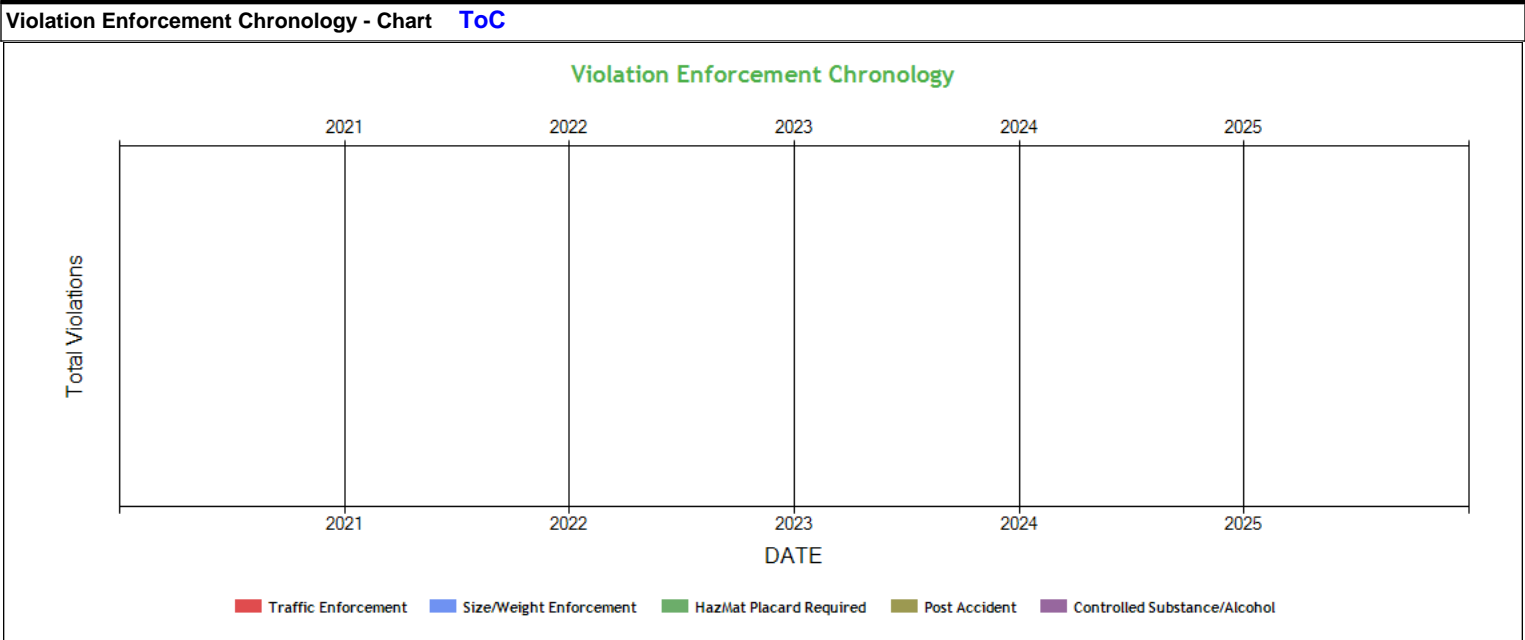
Severe Violations (i.e. those with >= 8 points) - Table

No Data



No data for Violation Report **ToC**

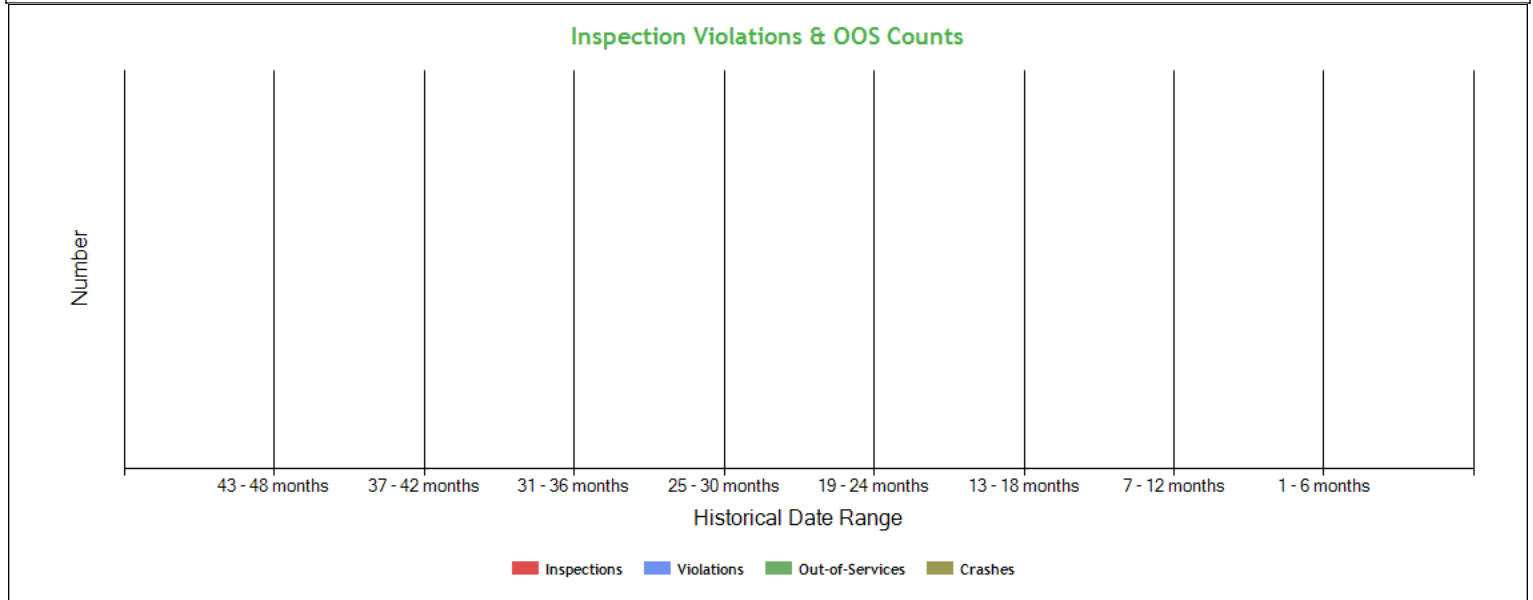
No data for Violation Summary



Violation Enforcement Chronology - Table ToC					
	2021	2022	2023	2024	2025
Traffic Enforcement	0	0	0	0	0
Size/Weight Enforcement	0	0	0	0	0
HazMat Placard Required	0	0	0	0	0
Post Accident	0	0	0	0	0
Controlled Substance/Alcohol	0	0	0	0	0



Inspection Violations & OOS Counts - Chart [ToC](#)



Inspection Violations & OOS Counts - Table [ToC](#)

Date Range	Inspections	Violations	Out-of-Services	Crashes
TOTAL	0	0	0	0
1 - 6 months	0	0	0	0
7 - 12 months	0	0	0	0
13 - 18 months	0	0	0	0
19 - 24 months	0	0	0	0
25 - 30 months	0	0	0	0
31 - 36 months	0	0	0	0
37 - 42 months	0	0	0	0
43 - 48 months	0	0	0	0

Radius of Operation (based on Inspections and Crashes during the past 3 years) [ToC](#)

No Data

Inspection & Crash Locations - Chart [ToC](#)

No Data

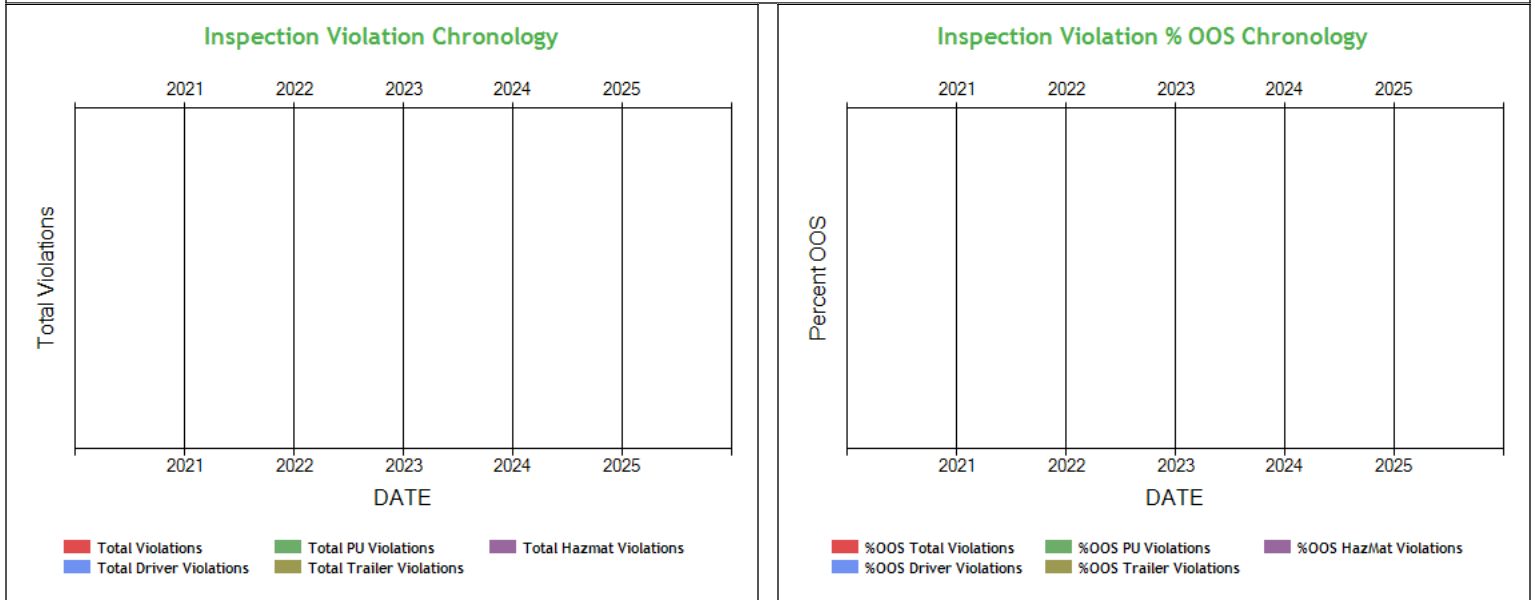
Inspection & Crash Locations - Table [ToC](#)

No Data

No hot spot data in the last 12 months



Inspection Violation % OOS Chronology - Chart ToC



Inspection Violation % OOS Chronology - Table ToC

	2021	2022	2023	2024	2025
Total Violations	0	0	0	0	0
Total Out Of Services	0	0	0	0	0
%OOS Total Violations	0	0	0	0	0
Total Driver Violations	0	0	0	0	0
Total Driver Out Of Services	0	0	0	0	0
%OOS Driver Violations	0	0	0	0	0
Total PU Violations	0	0	0	0	0
Total PU Out Of Services	0	0	0	0	0
%OOS PU Violations	0	0	0	0	0
Total Trailer Violations	0	0	0	0	0
Total Trailer Out Of Services	0	0	0	0	0
%OOS Trailer Violations	0	0	0	0	0
Total Hazmat Violations	0	0	0	0	0
Total Hazmat Out Of Services	0	0	0	0	0
%OOS HazMat Violations	0	0	0	0	0

Percent of Insp & Crash by State - Chart ToC

No Data

Percent of Insp & Crash by State - Table (based on Inspection data from the last 4 years) ToC

State	Inspections		Violations		Out-of-Services		Crashes	
	Total	Percent	Total	Percent	Total	Percent	Total	Percent
	0	100	0	100	0	100	0	100

VIN Insp Summary by State (based on inspection from the last 2 years) ToC



No data

Violations By Unit Type [ToC](#)

of Violations: 0 Total Severity: 0

Equipment Ownership [ToC](#) **Equipment Ownership** (based on MCS-150 dated 4/3/2025)

	Trucks	Tractors	Trailers	Motor Coaches	Vans
Owned	0	1	0	0	0
Term Leased	0	0	1	0	0
Trip Leased	0	0	0	0	0
Total No.	0	1	1	0	0

No Equipment Details data

No Vehicle Age data

States of Power Unit Registrations (based on Inspection results for the last 4 years) [ToC](#)

No Data

Equipment Acquisitions - Table [ToC](#)

	Power Units inspected for 1st time in past 12 months	Power Units inspected for 1st time in past 24 months	Power Units inspected during entire date range	Trailers inspected for 1st time in past 12 months	Trailers inspected for 1st time in past 24 months	Trailers inspected during entire date range
Unique VINs	0	0	0	0	0	0
Unique License Plates	0	0	0	0	0	0
License Plate States	0	0	0	0	0	0

Driver Details [ToC](#) **Driver Details** (based on MCS-150 dated 4/3/2025)

	Within 100 mi	Beyond 100 mi	TOTAL
# Drivers Interstate	0	1	1
# Drivers Intrastate	0	0	0
TOTAL	0	1	/

Avg. # Trip Lease Drivers/Mo: 0 # Drivers Grand Total: 1 # Drivers Commercially Licensed: 1

Shared VIN Summary [ToC](#)

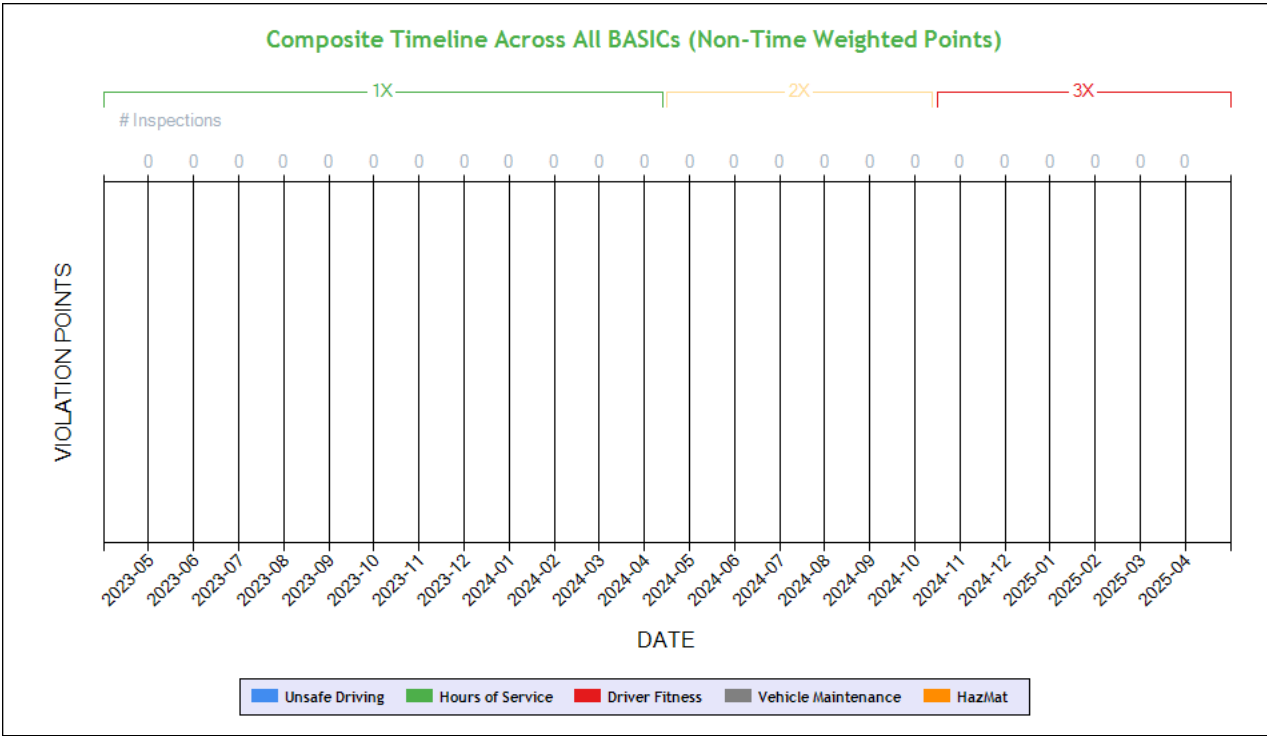
No Data

SHIPPERS DETAIL [ToC](#) based on Inspection results for the last 4 years

No Data



Carrier Underwriting Report Safety Summary ToC



Time-Weighted Violation Points - no data available to draw a chart
Time-Weighted Violation Points by Vehicle - no data available to draw a chart

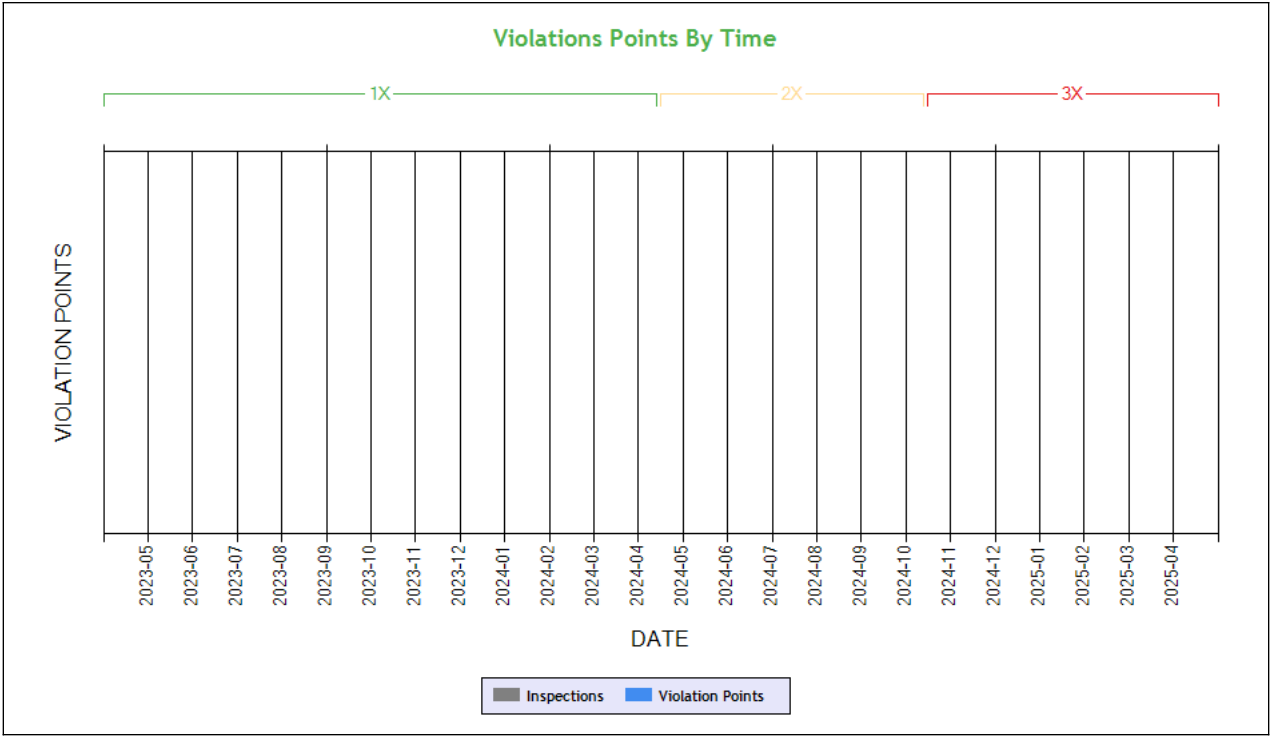
See the Excel file for the complete analysis # Violations is in (1-6/7-12/13-24mo)

Shaded = Out Of Service Violation		
Violation Group		
Violation Description	Total Time-weighted Points by VIN	% of Total Time-weighted Points by VIN
Driver Resp		
Total Time-weighted Points		
% Total Time-Wt Pts		



SAFETY ANALYSIS ToC

Unsafe Driving



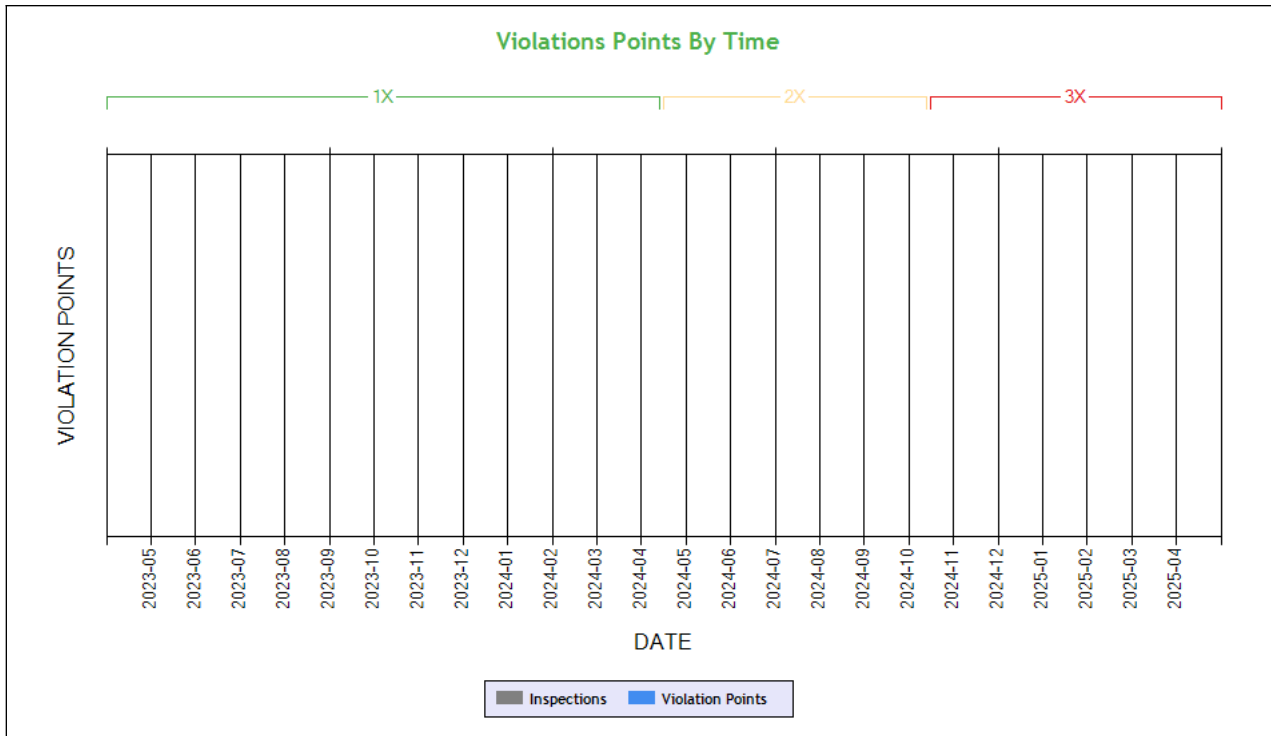
Time-Weighted Violation Points - no data available to draw a chart
Time-Weighted Severity Points by Vehicle - no data available to draw a chart

See the Excel file for the complete analysis # Violations is in (1-6/7-12/13-24mo)

Shaded = Out Of Service Violation		
Violation Group		
Violation Description	Total Time-weighted Points by VIN	% of Total Time-weighted Points by VIN
Driver Resp		
Total Time-weighted Points		
% Total Time-Wt Pts		

HOS Compliance

Time-Weighted Violation Points - no data available to draw a chart
Time-Weighted Severity Points by Vehicle - no data available to draw a chart



Carrier Software
 1-800-646-5152
 info@CarrierSoftware.com

CONFIDENTIAL - Intended for use by Amerigo Insurance Agency - Date: 6/11/2025

ATRA TRANSPORT LLC - DOT# 4389020 / MC1721548

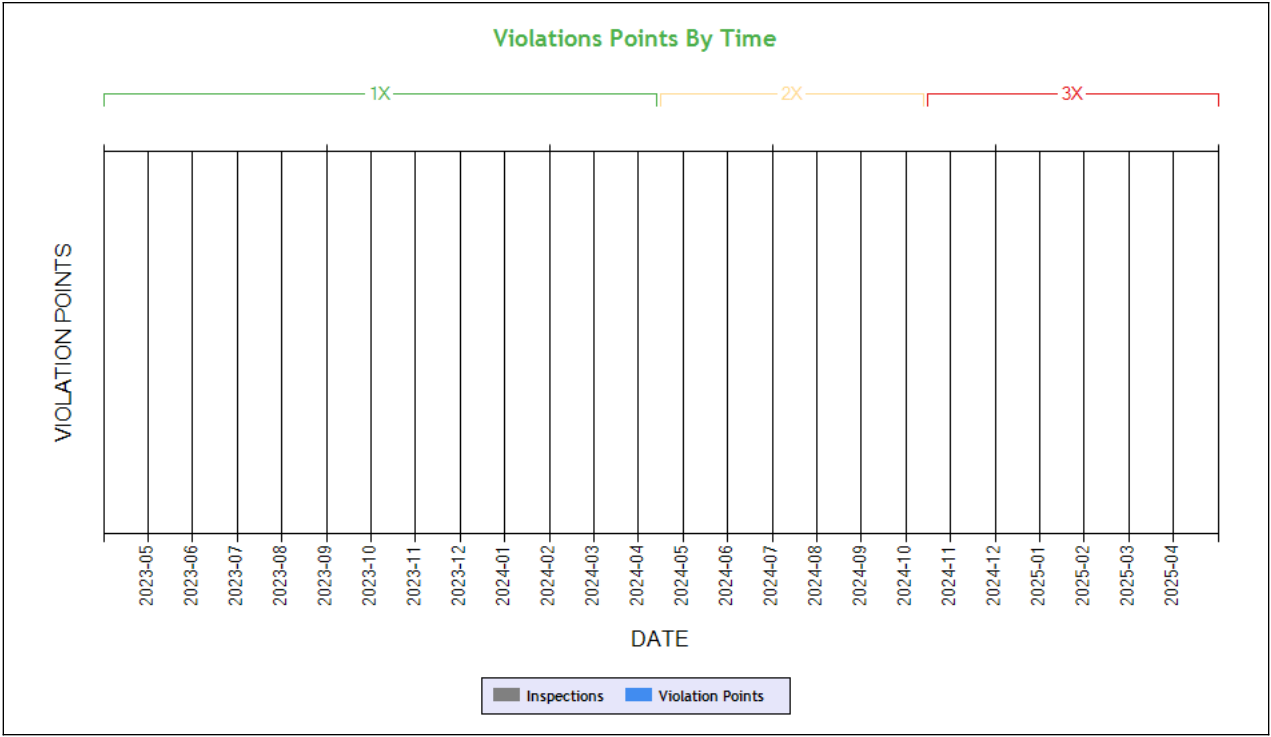
See the Excel file for the complete analysis

Violations is in (1-6/7-12/13-24mo)

Shaded = Out Of Service Violation		
Violation Group		
Violation Description	Total Time-weighted Points by VIN	% of Total Time-weighted Points by VIN
Driver Resp		
Total Time-weighted Points		
% Total Time-Wt Pts		



Driver Fitness



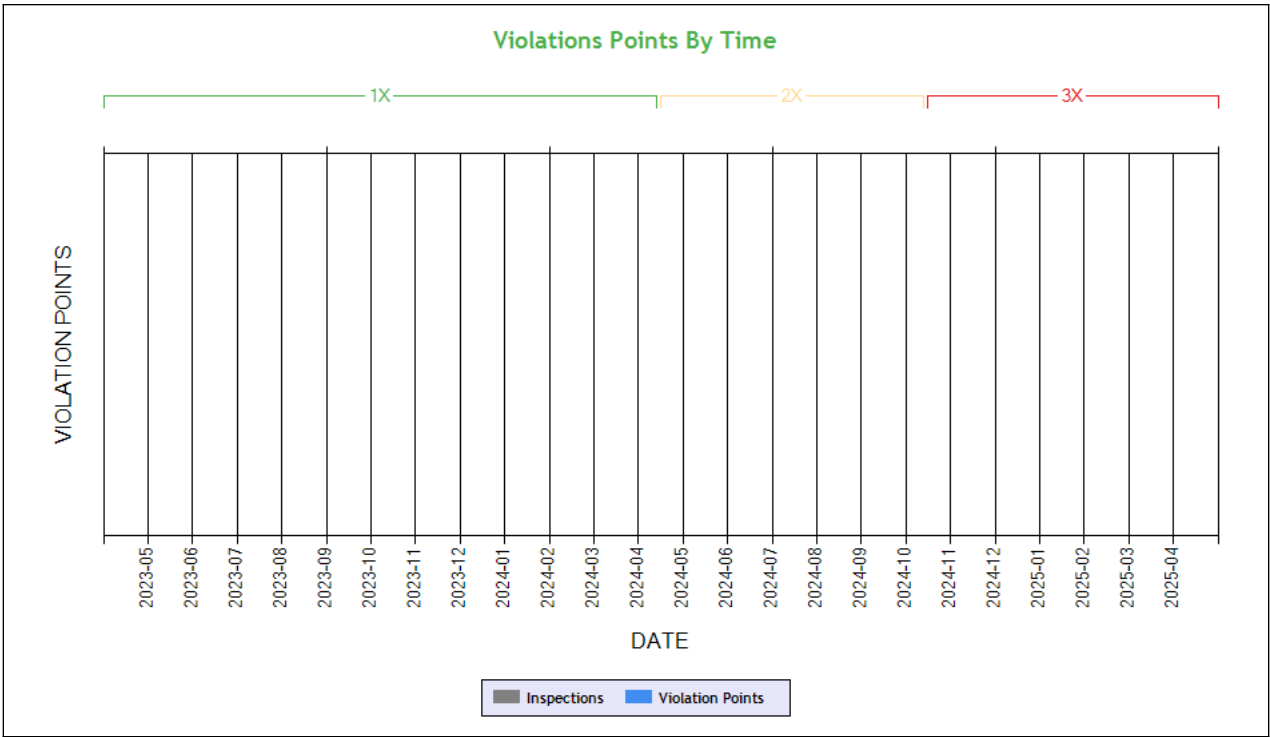
Time-Weighted Violation Points - no data available to draw a chart
Time-Weighted Severity Points by Vehicle - no data available to draw a chart

See the Excel file for the complete analysis # Violations is in (1-6/7-12/13-24mo)

Shaded = Out Of Service Violation		
Violation Group		
Violation Description	Total Time-weighted Points by VIN	% of Total Time-weighted Points by VIN
Driver Resp		
Total Time-weighted Points		
% Total Time-Wt Pts		



Vehicle Maintenance



Time-Weighted Violation Points - no data available to draw a chart
Time-Weighted Severity Points by Vehicle - no data available to draw a chart

See the Excel file for the complete analysis # Violations is in (1-6/7-12/13-24mo)

Shaded = Out Of Service Violation		
Violation Group		
Violation Description	Total Time-weighted Points by VIN	% of Total Time-weighted Points by VIN
Driver Resp		
Total Time-weighted Points		
% Total Time-Wt Pts		

COLOR CODED CRASH TABLE [ToC](#)

No crashes have been reported by the DOT on this Motor Carrier
INSPECTIONS WITH SHARED EQUIPMENT:
No Data



INSPECTION DETAILS for ALL Inspections

No Data

No data for Inspection Summary By Month

No data for Inspection Summary By Month

No Inspection History

No data for Crash Hot Spots

Equipment and Driver Details ToC						
MCS-150 Date	Equipment (Owned/Leased/Trip)			Driver Details		
	Tractors	Straight Trucks	Trailers	CDL's	Interstate	Intrastate
04/03/2025	1/0/0	0/0/0	0/1/0	1	1	0

Chameleon Type 1 - Chameleon issues highlighted in RED ToC										
DOT	Legal Name	MCS-150 Date	Physical Address	Mailing Address	Company Rep 1	Company Rep 2	Phone	Fax	Cell Phone	Email
4342465	TRANSPORT TRUST INC	05/13/2025	4647 SAUCON CREEK RD STE 201, CENTER VALLEY, PA, 18034	4647 SAUCON CREEK RD STE 201, CENTER VALLEY, PA, 18034-9008	BALWINDER KAUR		(732)-874-2179			BALWKAUR1963@GMAIL.COM
3387736	B S A TRANSPORT INC	05/12/2025	3511 RIO GRANDE LN, BAKERSFIELD, CA, 93313	3511 RIO GRANDE LANE, BAKERSFIELD, CA, 93313	BALWINDER KAUR	BALJIT KAUR	(661)-832-8435		(661)-889-6960	AMARVEER218@GMAIL.COM
3454992	WMK FREIGHT INC	04/28/2025	5279 W FERN AVE, FRESNO, CA, 93722	5279 W FERN AVE, FRESNO, CA, 93722	BALWINDER KAUR		(559)-581-5073		(559)-581-5073	wmkfreightinc@gmail.com
3383170	GURPARKAR TRANSPORT INC	03/26/2025	904 PEAR ST, MADERA, CA, 93637	2370 W CLEVELAND AVE PMB178, MADERA, CA, 93637	BALWINDER KAUR		(559)-878-7432			GURPARKARTRANSPORT88@YAHOO.COM
1662777	BALWINDER KAUR	02/24/2025	7844 COX AVENUE, BAKERSFIELD, CA, 93307	10207 TUNGSTEN ST, BAKERSFIELD, CA, 93311	BALWINDER KAUR		(661)-321-9898	(661)-321-9899	(661)-331-0786	SAFEWAY2005@HOTMAIL.COM
4354487	CHOSEN ONE INC	01/30/2025	3055 SILVER OAK CT, TURLOCK, CA, 95382-8613	3055 SILVER OAK CT, TURLOCK, CA, 95382-8613	BALWINDER KAUR		(209)-485-6329		(209)-485-6329	CHOSENONEINC88@GMAIL.COM
4280386	SARAO TRUCKING INC	12/23/2024	604 SUNNY RIDGE DR, LEANDER, TX, 78641	604 SUNNY RIDGE DR, LEANDER, TX, 78641	BALWINDER KAUR		(909)-681-7443		(909)-681-7443	SARAO TRUCKING INC@GMAIL.COM
4338258	TRANSPORT TRUST INC	12/23/2024	4647 SAUCON CREEK RD STE 201, CENTER VALLEY, PA, 18034-9008	4647 SAUCON CREEK RD STE 201, CENTER VALLEY, PA, 18034-9008	BALWINDER KAUR		(732)-874-2179			BALWKAUR1963@GMAIL.COM
4075536	GMH TRANSPORT INC	12/13/2024	168 SILTSTONE AVE, LATHROP, CA, 95330	168 SILTSTONE AVE, LATHROP, CA, 95330	BALWINDER KAUR		(209)-328-8697		(209)-328-8697	GMHTRANSPORT67@GMAIL.COM
1573209	GJ GROUP INC	07/25/2024	749 COMMERCE PARKWAY WEST DR SUITE #1, GREENWOOD, IN, 46143	P O BOX 7398, GREENWOOD, IN, 46142	BALWINDER KAUR		(317)-503-4239	(800)-968-8706		BKGJGROUP@GMAIL.COM
4242647	ATRA TRANSPORT INC	05/19/2024	1922 LONNIE BECK WAY, STOCKTON, CA, 95209	1922 LONNIE BECK WAY, STOCKTON, CA, 95209-4563	BALWINDER KAUR		(209)-400-5401		(209)-400-5401	TEAMATRATRANSPORT@GMAIL.COM
4159858	NOOR TRUCKINGS INC	11/21/2023	1922 LONNIE BECK WAY, STOCKTON, CA, 95209	1922 LONNIE BECK WAY, STOCKTON, CA, 95209-4563	JOGA SINGH		(209)-981-7550		(209)-981-7550	NOORTRUCKINGSG@GMAIL.COM
3301550	GOKAL TRANSPORT INC	08/16/2023	1922 LONNIE BECK WAY, STOCKTON, CA, 95209	1922 LONNIE BECK WAY, STOCKTON, CA, 95209-4563	SATWINDER SINGH RAKKAR		(209)-981-8009		(209)-981-8009	GOKALTRANSPORTINC1@GMAIL.COM
3773115	GOKAL FREIGHT BROKER INC	11/30/2021	1922 LONNIE BECK WAY, STOCKTON, CA, 95209	1922 LONNIE BECK WAY, STOCKTON, CA, 95209-4563	SATWINDER SINGH RAKKAR		(209)-561-3900		(209)-561-3900	GOKALFB@GMAIL.COM
2799129	PHX TRANSPORT SOLUTIONS LLC	10/07/2024	3001 N GRANITE REEF RD, SCOTTSDALE, AZ, 85251	3001 N GRANITE REEF RD, SCOTTSDALE, AZ, 85251	NSTEJWINDER SINGH	BALWINDER KAUR	(602)-359-1670			ALEXLEE570@YAHOO.COM



3671723	SAFEWAY TRUCK DRIVING SCHOOL	07/02/2021	, , CA,	, , CA,	KULDIP SINGH	BALWINDER Kaur				
2928476	BALWINDER Kaur	04/12/2021	7282 W ROBINWOOD LN, FRESNO, CA, 93723-8145	7282 W ROBINWOOD LN, FRESNO, CA, 93723-8145	BALWINDER Kaur	BALWINDER Kaur	(559)-801-4634			TAGGAR007@YAHOO.COM
2919015	SIMAR LOGISTICS CORP	01/18/2017	42 IMPERIAL PARK DR APT 42, MIDDLETOWN, NY, 10941	42 IMPERIAL PARK DR APT 42, MIDDLETOWN, NY, 10941	SATWANT Kaur	BALWINDER Kaur	(845)-883-2300	(845)-579-1095	(609)-325-9198	SIMARLOGISTIC SCORP@GMAIL.COM
1516934	SACH TRANSPORT INC	05/27/2009	3919 PENDERVIEW DRIVE #1804, FAIRFAX, VA, 22033-4738	3919 PENDERVIEW DRIVE #1804, FAIRFAX, VA, 22033-4738	HARMIT SINGH	BALWINDER Kaur	(703)-273-2774	(703)-273-2774	(571)-232-3305	

Chameleon Type 2 ToC						
VIN	Unit Type	Inspection Date	DOT No	Company Name	City	State