



Table of Contents

1. Overview	2. BASIC Scores History
3. BASIC Measures	4. KPI: BASIC Measures by Cargo Group
5. Estimated ISS Score	6. Investigation Results
7. Penalties History	8. Acute Critical Violations
9. Red Flag Violation Details	10. DOT Registration Information
11. DOT MCS-150 History	12. Crash Summary
13. Inspection Summary	14. KPI: Inspection Viol OOS Rates by Cargo Group
15. FHWA Registration Information	16. FHWA Insurance Information
17. FHWA Authorities	18. Severe Violations
19. Violation Report	20. Violation Summary
21. Violation Enforcement Chronology	22. Inspection Violations & OOS Counts
23. Radius Of Operation	24. Inspection & Crash Locations
25. Cargo Hot Spots	26. Inspection Violations & OOS Chronology
27. Percent of Insp & Crash by State	28. VIN Insp Summary by State
29. Violations By Unit Type	30. Inspection/Crash Map
31. Equipment Ownership	32. Equipment Details
33. Vehicle Age	34. States of Power Unit Registrations
35. Equipment Acquisitions	36. Driver Details
37. Shared VIN Summary	38. Shipper Table
39. Safety Summary	40. Safety Details
41. Crash Detail Color Coded PDF	42. Inspections with Shared Equipment
43. Inspection Tabular Details	44. Inspection Summary By Month
45. VIN Inspection Violation Details	46. Inspection History
47. Crash Hot Spots	48. DOT MCS-150 History Equipment and Driver Details
49. Chameleon	



Business Address

1954 SAN JUAN RD APT 6
 SACRAMENTO, CA
 95833

Contact Info

(916)-336-3622
 INFO@GOROUTEX.COM

FHWA Address

1954 SAN JUAN RD APT 6
 SACRAMENTO, CA, 95833
 Phone: (916)-336-3622

Mailing Address


1954 SAN JUAN RD APT 6
 SACRAMENTO, CA
 95833-3321

Overview ToC

Operating Status: AUTHORIZED FOR Property
 4 other companies viewed this DOT in the past two months
Crash/PU ratio: 0.0%
Clean Inspection ratio: 50.0%

Estimated BASIC Scores (as of 2/27/2026)

	Unsafe Driving	Hours of Service	Driver Fitness	Controlled Sub. and Alcohol	Vehicle Maintenance	HM Compliance	Crash
Relative Scores	0% ○	0% ○	0% ○	0% ○	0% ⊖	0% ○	0% ○
Alert Status	No	No	No	No	No	No	No



Estimated Inspection Selection System (ISS) Score: 72
Category: Optional Inspect

* The Estimated ISS score is based on Insufficient Data Algorithm *

BASIC Scores History - Unsafe Driving ToC

There are no Scores for this BASIC

BASIC Scores History - Hours of Service ToC

There are no Scores for this BASIC

BASIC Scores History - Driver Fitness ToC

There are no Scores for this BASIC

BASIC Scores History - Controlled Substance ToC

There are no Scores for this BASIC



BASIC Scores History - Vehicle Maintenance ToC

There are no Scores for this BASIC

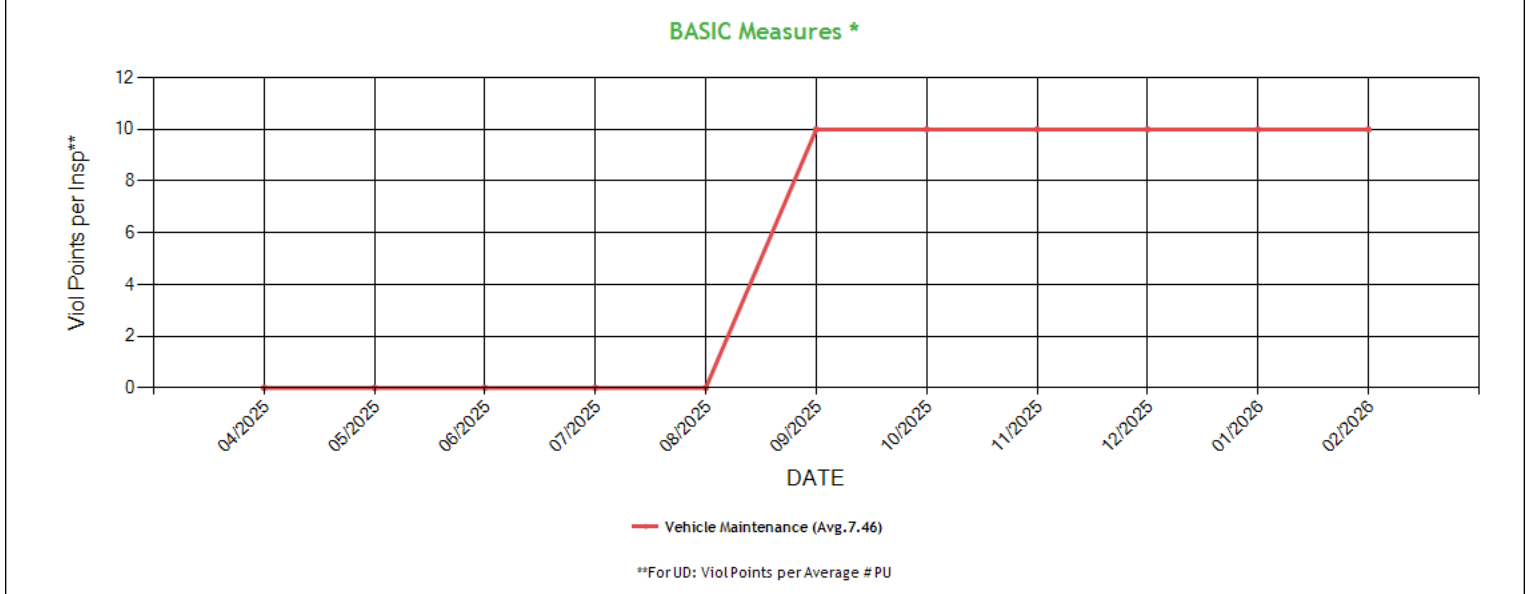
BASIC Scores History - Crash ToC

There are no Scores for this BASIC

BASIC Scores History - Hazmat ToC

There are no Scores for this BASIC

BASIC Measures: Violation Points per Inspection Trends ToC



* BASIC Measures are the absolute SMS scores that are compared within each Safety Event Group to determine the BASIC Score percentiles. Averages based on fleets with 1-5 power units.



BASIC Measures * - Table ToC

UD-Unsafe Driving, HOS-Hours of Service, DF-Driver Fitness, CS-Controlled Substances, VM-Vehicle Maintenance

Date	UD Measure	UD AC	UD with Viol	HOS Measure	HOS AC	HOS with Viol	DF Measure	DF AC	DF with Viol	CS Measure	CS AC	CS with Viol	VM Measure	VM AC	VM with Viol
02/2026	0.00	N	0	0.00	N	0	0.00	N	0	0.00	N	0	10.00	N	1
01/2026	0.00	N	0	0.00	N	0	0.00	N	0	0.00	N	0	10.00	N	1
12/2025	0.00	N	0	0.00	N	0	0.00	N	0	0.00	N	0	10.00	N	1
11/2025	0.00	N	0	0.00	N	0	0.00	N	0	0.00	N	0	10.00	N	1
10/2025	0.00	N	0	0.00	N	0	0.00	N	0	0.00	N	0	10.00	N	1
09/2025	0.00	N	0	0.00	N	0	0.00	N	0	0.00	N	0	10.00	N	1
08/2025	0.00	N	0	0.00	N	0	0.00	N	0	0.00	N	0	0.00	N	0
07/2025	0.00	N	0	0.00	N	0	0.00	N	0	0.00	N	0	0.00	N	0
06/2025	0.00	N	0	0.00	N	0	0.00	N	0	0.00	N	0	0.00	N	0
05/2025	0.00	N	0	0.00	N	0	0.00	N	0	0.00	N	0	0.00	N	0
04/2025	0.00	N	0	0.00	N	0	0.00	N	0	0.00	N	0	0.00	N	0

* BASIC Measures are the absolute SMS scores that are compared within each Safety Event Group to determine the BASIC Score percentiles.

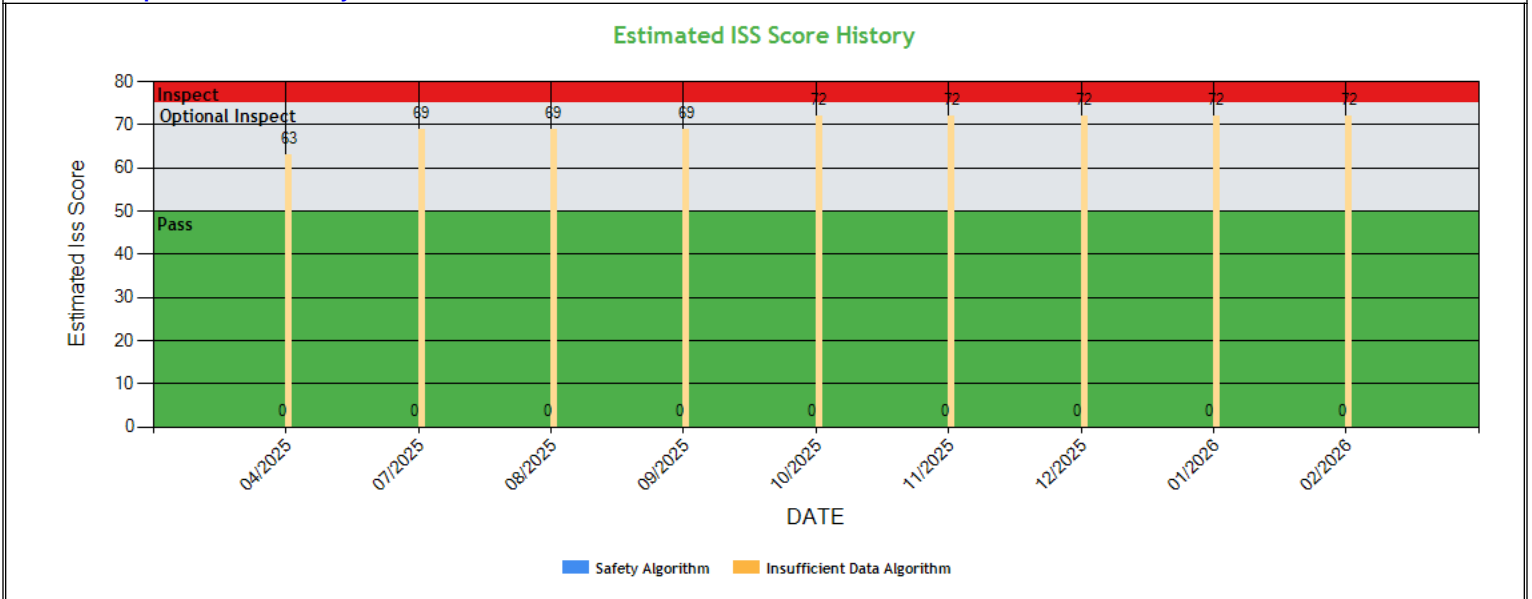
KPI: BASIC Measures by Fleet Size and Cargo Group ToC

Fleet Size: 1-5 PUs

Cargo Group (Companies)	Unsafe Driving		Hours of Service		Driver Fitness		Controlled Substance		Vehicle Maintenance		HM Compliance		Crash	
	Avg.	Comp. to Avg.	Avg.	Comp. to Avg.	Avg.	Comp. to Avg.	Avg.	Comp. to Avg.	Avg.	Comp. to Avg.	Avg.	Comp. to Avg.	Avg.	Comp. to Avg.
General Freight (484124)	0.76	Better	0.21	Better	0.22	Better	0.01	Better	1.89	Worse	0.01	Better	0.06	Better
ROUTEX LLC	0.00		0.00		0.00		0.00		10.00		0.00		0.00	

Estimated ISS Score History - Chart ToC

About the Inspection Selection System





Estimated ISS Score History - Table ToC

Date	Estimated ISS Score	Recommendation	Algorithm
02/27/2026	72	Optional Inspect	Insufficient Data Algorithm
01/30/2026	72	Optional Inspect	Insufficient Data Algorithm
12/26/2025	72	Optional Inspect	Insufficient Data Algorithm
11/28/2025	72	Optional Inspect	Insufficient Data Algorithm
10/31/2025	72	Optional Inspect	Insufficient Data Algorithm
09/26/2025	69	Optional Inspect	Insufficient Data Algorithm
08/29/2025	69	Optional Inspect	Insufficient Data Algorithm
07/25/2025	69	Optional Inspect	Insufficient Data Algorithm
06/30/2025	69	Optional Inspect	Insufficient Data Algorithm
05/31/2025	64	Optional Inspect	Insufficient Data Algorithm
04/25/2025	63	Optional Inspect	Insufficient Data Algorithm

Investigation Results ToC

No Investigations reported on FMCSA website

Penalties History ToC

There is a problem with the Penalties data on FMCSA website.

Acute Critical Violations (Based on Investigations as per CSA Methodology Appendix A) ToC

No Data

No red flag violations in the last 24 months

DOT Registration Information: The following information on this specific DOT # is from the Federal DOT (as of Operating Authority

DOT Registration: 04/10/2025		Total Power Units: 1	Total Trucks: 1	Total Trailers: 1	Total Passenger Vehicles: 0
Status	Entity Type	Organization Type	Nation	Total Cars	Drivers / CDL Drivers
A	C	-	US	0	1* / 1
MCS-150 Date	Op Codes	Shipper Op Codes	Shipper HazMat Op Codes	Latest Review Type	Latest Review Document Number(Date)
10/28/2025	A				()
MCS-150 Mileage (Year)	Record Update Date	Transports Hazmats	DOT Census Date	Recordable Accident Rate	Preventable Accident Rate
82,000 (2025)	10/28/2025	N		0%	0%
MCS-151 Mileage	Safety Rating (Date)	SEA Accident	SEA Driver	SEA Vehicle	SEA Management
0	None (None)	0%	0%	0%	0%
Classification Codes		Cargo Carried (per MCS-150)			
Authorized-For-Hire		General Freight			

DOT MCS-150 History ToC

(as of 11/01/2025 DOT census)

Census Date	MCS-150 Date	MCS-150 Mileage	VMT Year	Power Units	Drivers	Trailers	Company Rep1	Company Rep2	Email
11/1/2025	10/28/2025	82000	2025	1	1	-	ADESH PARTAP SINGH CHEEMA		INFO@GOROUTEX.COM
4/14/2025	4/10/2025	0		1	2	-	ADESH PARTAP SINGH CHEEMA		INFO@GOROUTEX.COM



Crash Summary Chart ToC Crashes Summary - Chart (based on all available crash data)

No Data

Crashes Summary - Table (based on all available crash data) ToC										
	TOTAL	Last 6 months	7-12 months	13-18 months	19-24 months	25-30 months	30-36 months	37-41 months	42-48 months	Over 49 months
Total Reportable	0	0	0	0	0	0	0	0	0	0
Fatalities	0	0	0	0	0	0	0	0	0	0
Injuries	0	0	0	0	0	0	0	0	0	0
Tow Away	0	0	0	0	0	0	0	0	0	0
With Citations	0	0	0	0	0	0	0	0	0	0
Federal Recordable	0	0	0	0	0	0	0	0	0	0
Preventable	0	0	0	0	0	0	0	0	0	0
Crash per Pwr Unit	-	0.0%	0.0%	0.0%	0.0%	0.0%	0.0%	0.0%	0.0%	-

Inspection Summary ToC

The following inspection information is based on results for 24 months prior to: 03/15/2026. Please note that the total inspections number is not necessarily the total of the vehicle, driver and hazmat inspections, as one inspection may have included any combination of the below inspections.

Overall	Vehicle	Driver	Hazmat
(Please note that the total inspections number is not necessarily the total of the vehicle, driver and hazmat inspections, as one inspection may have included any combination of the below inspections) Total Inspections: 2 Total Out of Service: 1 Out of Service: 50% National Average: 21.02% Difference: 28.98%	Total Inspections: 1 Total Out of Service: 1 Out of Service: 100.00% National Average: 24.98% Difference: 75.02%	Total Inspections: 2 Total Out of Service: 0 Out of Service: 0.00% National Average: 6.85% Difference: -6.85%	Total Inspections: 0 Total Out of Service: 0 Out of Service: 0.00% National Average: 2.14% Difference: -2.14%

KPI: Inspection Viol OOS Rates by Cargo Group ToC

Cargo Group	OVERALL		VEHICLE		DRIVER		HAZMAT	
	Average	Compared to Average	Average	Compared to Average	Average	Compared to Average	Average	Compared to Average
General Freight	29.75%	Worse	25.49%	Worse	13.70%	Better	0.17%	Better
ROUTEX LLC	50.0%		100%		0%		0%	

FHWA Registration Information: The following data on this Motor Carrier is from the Federal Hwy Administration (as of 10/30/2025)

Docket Number	DOT Number	Company Name	DBA Name	Address	City	State	Country	ZIP Code
MC1723390	4392750	ROUTEX LLC		1954 SAN JUAN RD APT 6	SACRAMENTO	CA	US	95833
Phone Number	Fax Number	Mail Address	Mail City	Mail State	Mail Contry	Mail ZIP Code	Mail Phone Number	Mail Fax Number
(916)-336-3622		1954 SAN JUAN RD APT 6	SACRAMENTO	CA	US	95833-3321		
Date of Last Change	Freight	Passenger	Household Goods	Active Authority	Pending Authority	Revocation Pending Authority		
10/30/2025	Y	N	N	/ Common /	/	/		



Insurance Required (as of 10/30/2025) ToC			
Docket Number	Insurance Type	Insurance Required	Insurance on File
MC1723390	BIPD	\$750k	\$750k
MC1723390	Cargo	No	No
MC1723390	Bond	No	No

Active / Pending Insurance (as of 10/30/2025)										
Docket Number	Form	Type	Insurance Carrier	Policy/Surety	Coverage From	Coverage To	Required	On File	Effective Date	Cancel Date
MC1723390	91X	BIPD/Primary	ACCREDITED SPECIALTY INSURANCE COMPANY	2-CWH-CA-19-S0348154-00	\$0k	\$750k	\$750k	\$750k	04/24/2025	-

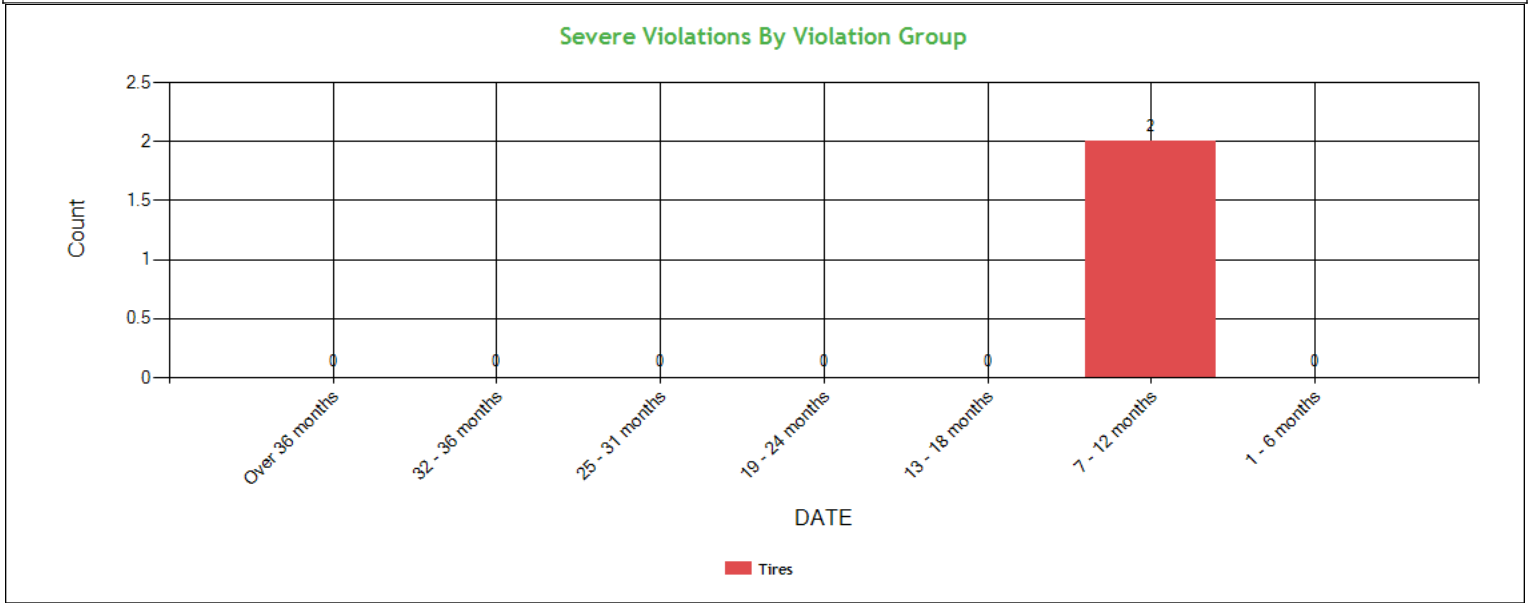
Insurance History (as of 10/30/2025)
No Data for Insurance History (as of 10/30/2025)

FHWA Authorities (as of 10/30/2025) ToC									
Docket#	L&I Name	Active Authority	Inactive Authority	Pending Authority	Revocation Pending Authority	Freight	Passenger	Household Goods	
MC1723390	ROUTEX LLC	Common /				Yes	No	No	

Authority History (as of 10/30/2025)				
Docket Number	Sub	Auth Type	Original Action	Disposition
MC1723390		COMMON	GRANTED 5/1/2025 12:00:00 AM	



Severe Violations (i.e. those with >= 8 points) - Chart : 1 Violations 1 occurrences ToC



Severe Violations (i.e. those with >= 8 points) - Table : 1 Violations 2 occurrences ToC

Code	Description	Category	BASIC Weight	Total count	Last 6 months	7-12 months	13-18 months	19-24 months	25-31 months	32-36 months	Over 36 months
393.75A3TAOL	TIRES - ALL OTHERS LEAKING OR INFLATION LESS THAN 50% OF THE MAXIMUM INFLATION PRESSURE.	Tires	8	2	0	2	0	0	0	0	0

Violation Report ToC

Inspection Date	Inspection State	BASIC	Violation Description	OOS	VIN	Severity Points
08/29/2025	KY	Vehicle Maintenance	393.75A3TAOL - TIRES - ALL OTHERS LEAKING OR INFLATION LESS THAN 50% OF THE MAXIMUM INFLATION PRESSURE.	Yes	3H3V532C0DT222047 (T)	8

No filters were applied when generating this report, see the live report for more options.

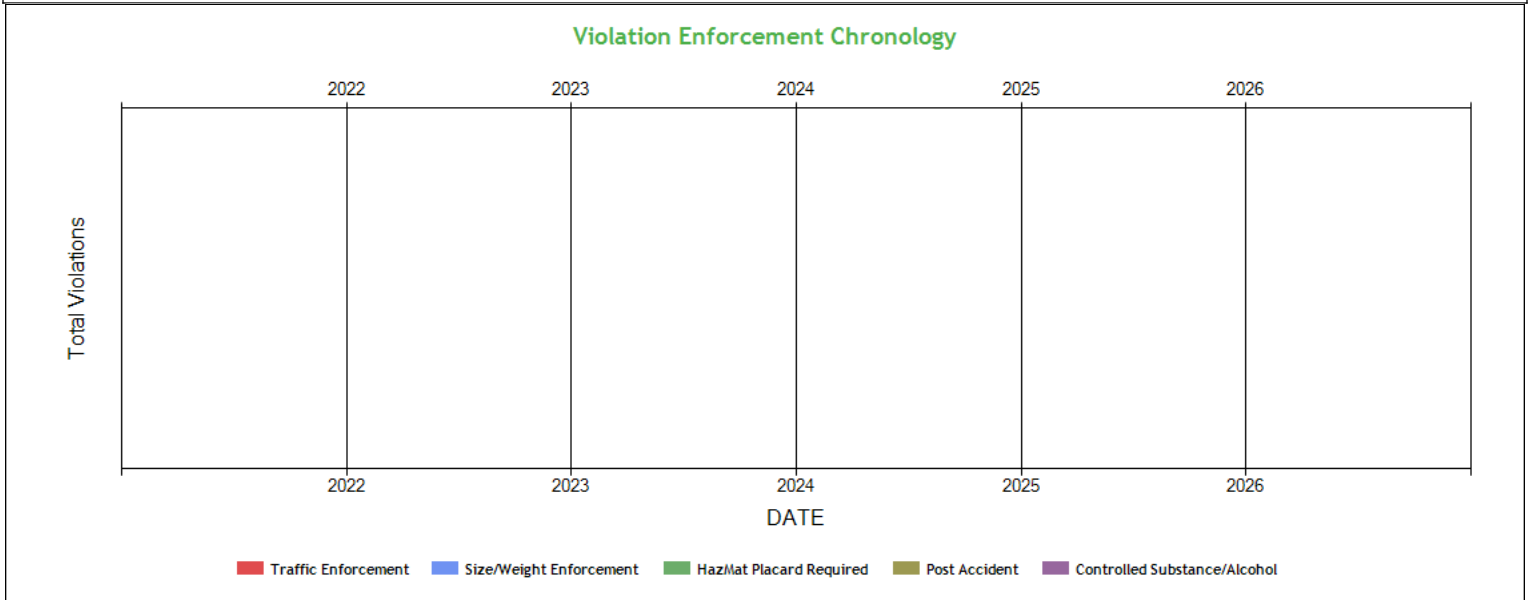
Violation Summary ToC

BASIC	Violation Group	Code	Description	# of Violations	# of OOS Violations	Severity Points
Vehicle Maintenance	Tires	393.75A3TAOL	TIRES - ALL OTHERS LEAKING OR INFLATION LESS THAN 50% OF THE MAXIMUM INFLATION PRESSURE.	1	1	8

No filters were applied when generating this report, see the live report for more options.



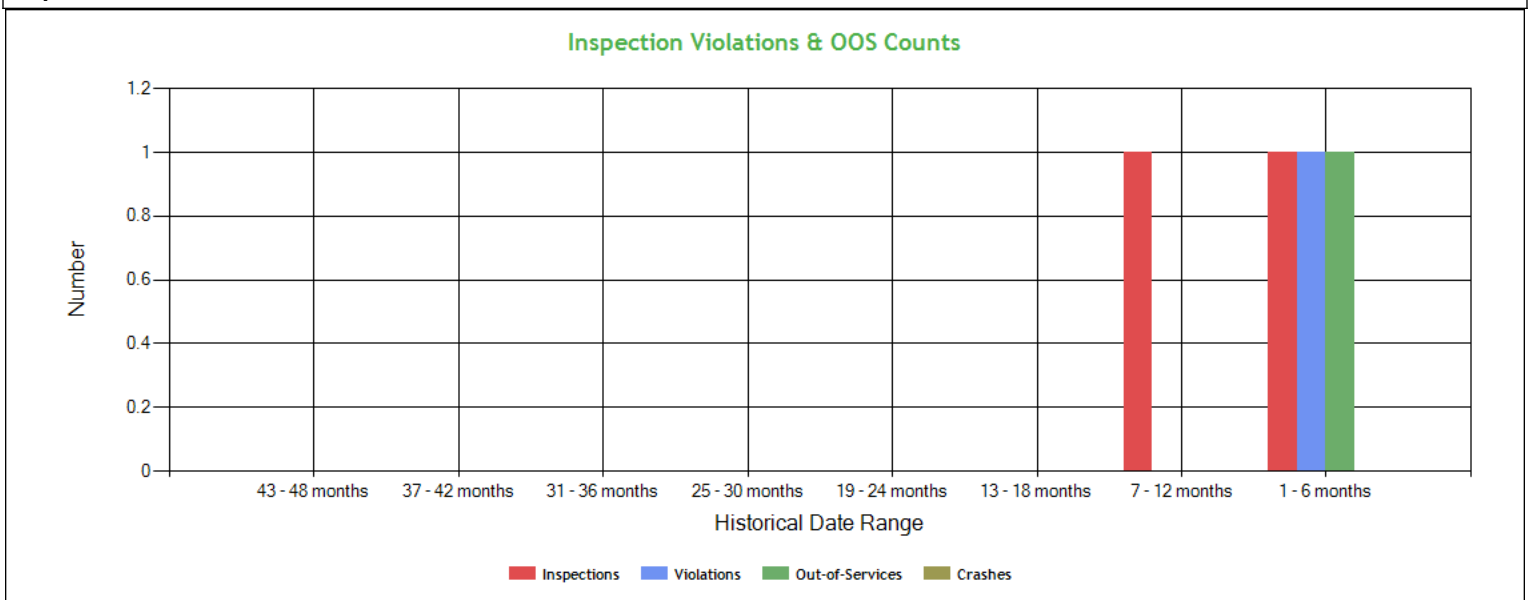
Violation Enforcement Chronology - Chart ToC



Violation Enforcement Chronology - Table ToC

	2022	2023	2024	2025	2026
Traffic Enforcement	0	0	0	0	0
Size/Weight Enforcement	0	0	0	0	0
HazMat Placard Required	0	0	0	0	0
Post Accident	0	0	0	0	0
Controlled Substance/Alcohol	0	0	0	0	0

Inspection Violations & OOS Counts - Chart ToC



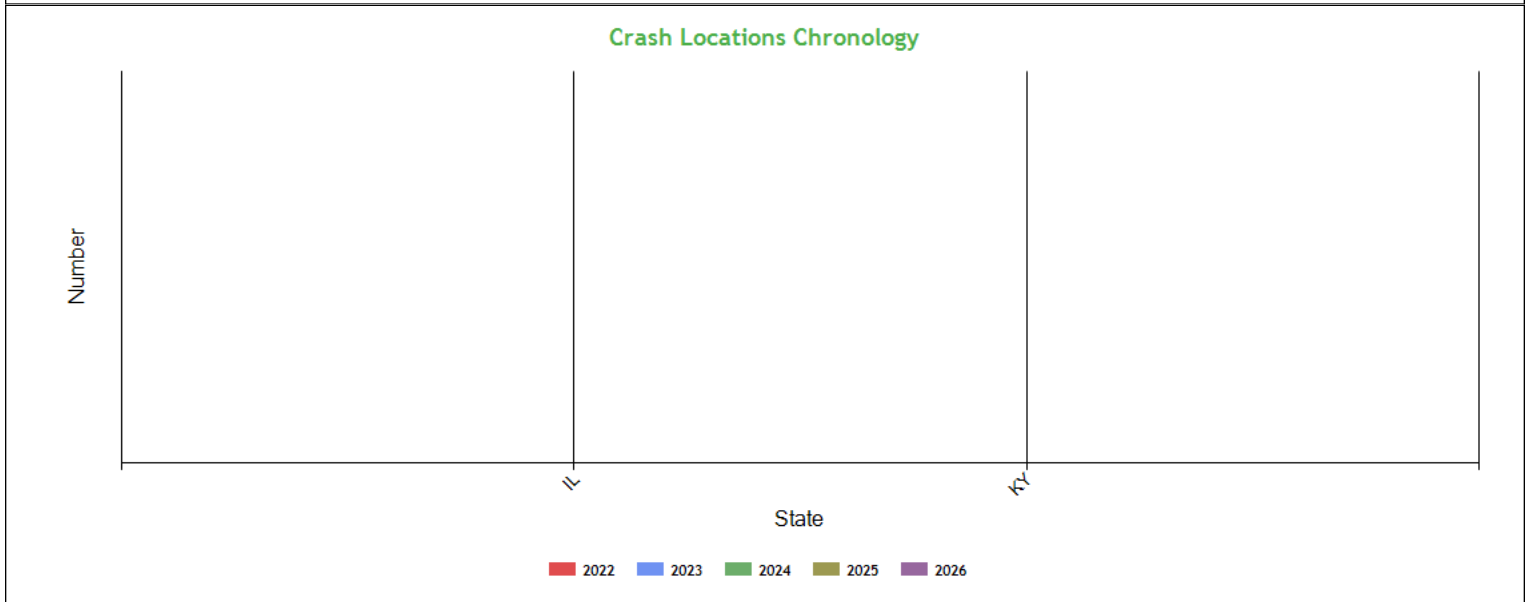
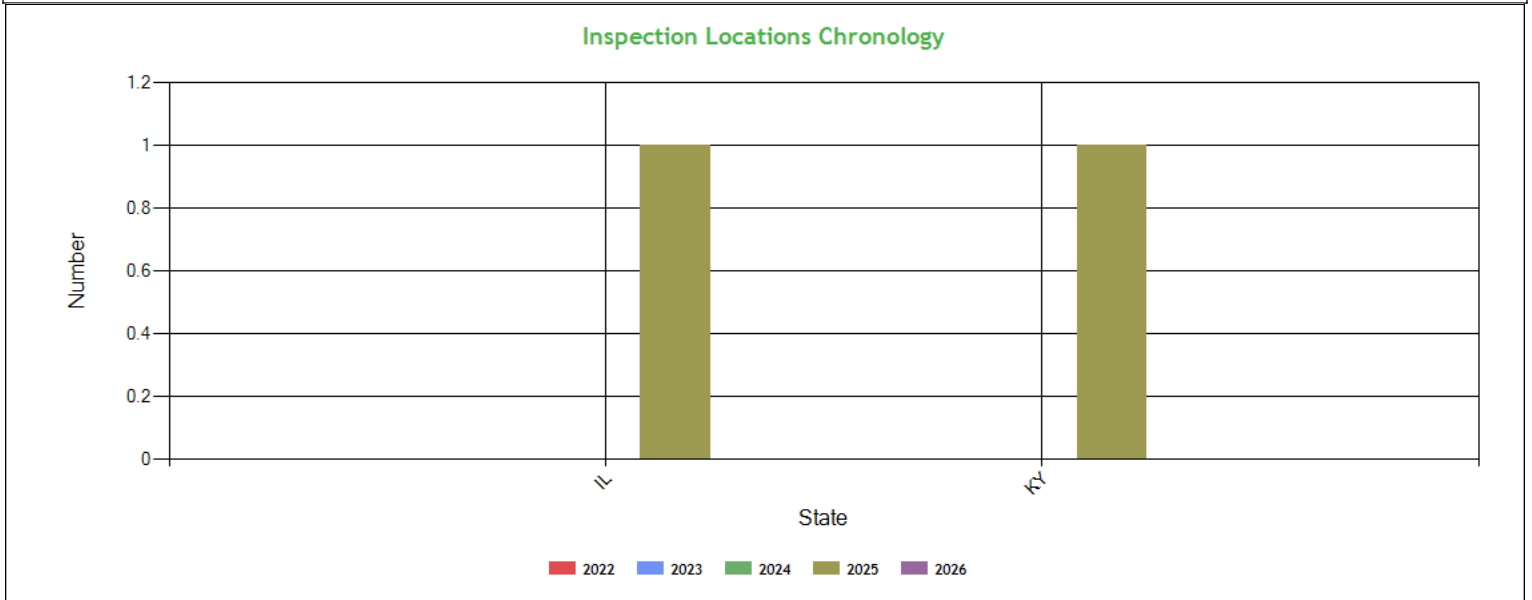


Inspection Violations & OOS Counts - Table ToC				
Date Range	Inspections	Violations	Out-of-Services	Crashes
TOTAL	2	1	1	0
1 - 6 months	1	1	1	0
7 - 12 months	1	0	0	0
13 - 18 months	0	0	0	0
19 - 24 months	0	0	0	0
25 - 30 months	0	0	0	0
31 - 36 months	0	0	0	0
37 - 42 months	0	0	0	0
43 - 48 months	0	0	0	0

Radius of Operation (based on Inspections and Crashes during the past 3 years) ToC								
	Total	Drive between 0 and 50 miles radius	Drive between 51 and 200 miles radius	Drive between 201 and 300 miles radius	Drive between 301 and 400 miles radius	Drive between 401 and 500 miles radius	Drive between 501 and 600 miles radius	Drive beyond 600 miles radius
Power Units (i.e. unique VINs)	1	0	0	0	0	0	0	1
Percent	100%	0%	0%	0%	0%	0%	0%	100%



Inspection & Crash Locations - Chart ToC



Inspection & Crash Locations - Table ToC

State	Inspections					Violations					Out-of-Services					Crashes				
	2022	2023	2024	2025	2026	2022	2023	2024	2025	2026	2022	2023	2024	2025	2026	2022	2023	2024	2025	2026
TOTAL	0	0	0	2	0	0	0	0	1	0	0	0	0	1	0	0	0	0	0	0
IL	0	0	0	1	0	0	0	0	0	0	0	0	0	0	0	0	0	0	0	0
KY	0	0	0	1	0	0	0	0	1	0	0	0	0	1	0	0	0	0	0	0

Hot Spot Summary ToC

Year	Month	Level 5	Level 5 %	Level 4	Level 4 %	Level 3	Level 3 %	Level 2	Level 2 %	Level 1	Level 1 %	Level 0	Level 0 %	Levels 1 - 5	Levels 1 - 5 %
2025	August (Partial)	0	0.00%	1	50.00%	0	0.00%	0	0.00%	0	0.00%	0	0.00%	1	50.00%
2025	June	0	0.00%	1	50.00%	0	0.00%	0	0.00%	0	0.00%	0	0.00%	1	50.00%



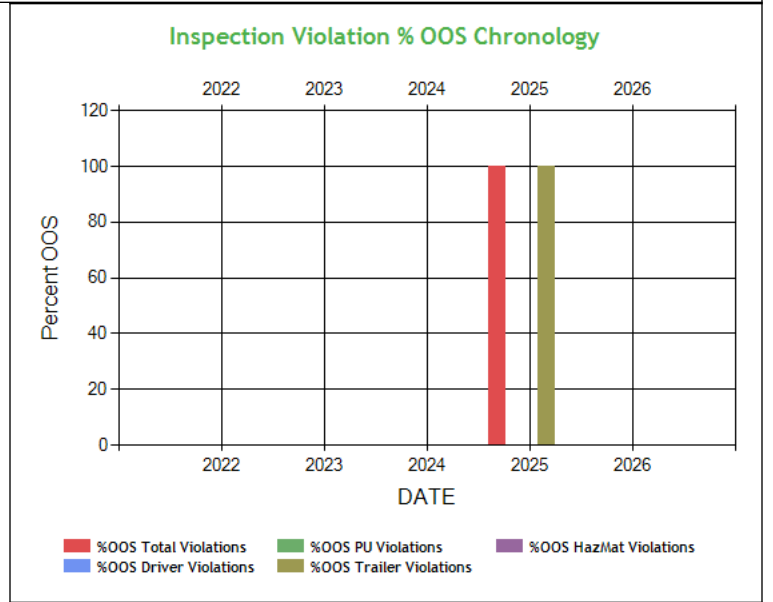
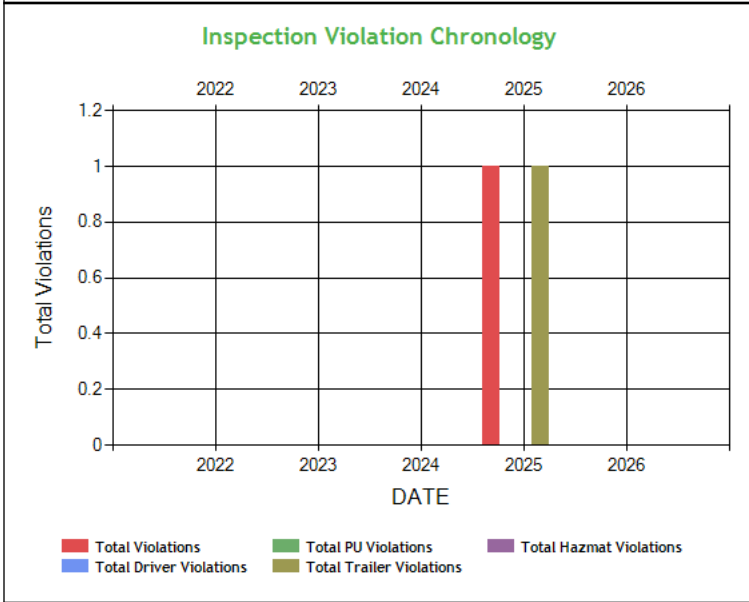
Totals	0	0.00%	2	100.00%	0	0.00%	0	0.00%	0	0.00%	0	0.00%	2	100.00%
--------	---	-------	---	---------	---	-------	---	-------	---	-------	---	-------	---	---------

Hot Spot Analysis

State	County	Level	Count	Percentage
IL	McLean	4	1	50.00%
KY	Laurel	4	1	50.00%

Report generated using the last 12 full months of inspection data

Inspection Violation % OOS Chronology - Chart ToC

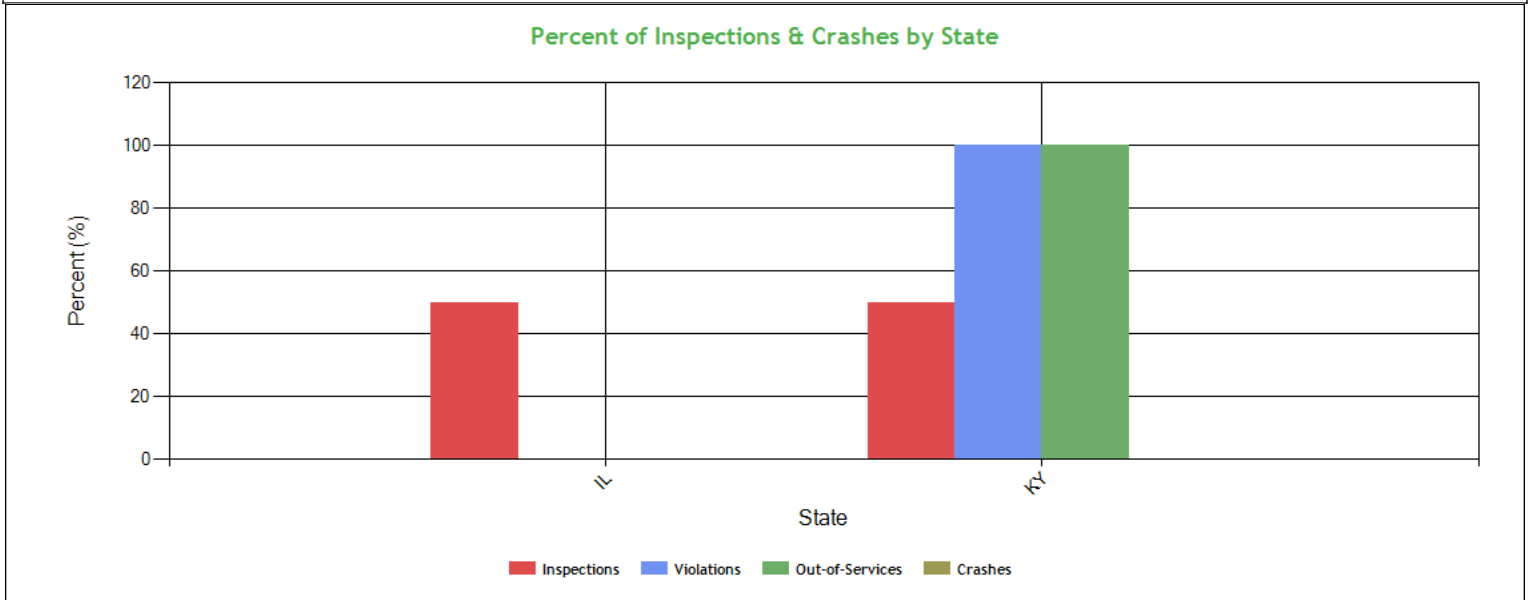


Inspection Violation % OOS Chronology - Table ToC

	2022	2023	2024	2025	2026
Total Violations	0	0	0	1	0
Total Out Of Services	0	0	0	1	0
%OOS Total Violations	0	0	0	100	0
Total Driver Violations	0	0	0	0	0
Total Driver Out Of Services	0	0	0	0	0
%OOS Driver Violations	0	0	0	0	0
Total PU Violations	0	0	0	0	0
Total PU Out Of Services	0	0	0	0	0
%OOS PU Violations	0	0	0	0	0
Total Trailer Violations	0	0	0	1	0
Total Trailer Out Of Services	0	0	0	1	0
%OOS Trailer Violations	0	0	0	100	0
Total Hazmat Violations	0	0	0	0	0
Total Hazmat Out Of Services	0	0	0	0	0
%OOS HazMat Violations	0	0	0	0	0



Percent of Insp & Crash by State - Chart ToC



Percent of Insp & Crash by State - Table (based on Inspection data from the last 4 years) ToC

State	Inspections		Violations		Out-of-Services		Crashes	
	Total	Percent	Total	Percent	Total	Percent	Total	Percent
	2	100	1	100	1	100	0	100
IL	1	50	0	0	0	0	0	0
KY	1	50	1	100	1	100	0	0

VIN Insp Summary by State (based on inspection from the last 2 years) ToC

VIN	Insp	Viol Pts	Counts in each State			
			IL		KY	
			Insp	Viol Pts	Insp	Viol Pts
TOTALS	2/0*	2/8**	1	0	1	8
1FUJGLDR6JLJL3719	1	0	1	0	0	0
3H3V532C0DT222047	1	8	0	0	1	8

*<Total number of inspections for these 2 VIN(s)>/n<Total number of inspections for these 2 state(s)>
 **<Total severity sum for these 2 VIN(s)>/n<Total severity sum for these 2 state(s)>

Violations By Unit Type ToC

# of Violations: 1 Total Severity: 8 based on inspections in the last 2 years			
Violation Unit: Trailer	# of Violations: 1	Total Severity: 8	% of Total: 100%
Viol. Group: Tires	# of Violations: 1	Total Severity: 8	% of Total: 100%
Violation	Number of Occurences	Viol. Severity	Total Severity
393.75A3TAOL:TIRES - ALL OTHERS LEAKING OR INFLATION LESS THAN	1	8	8



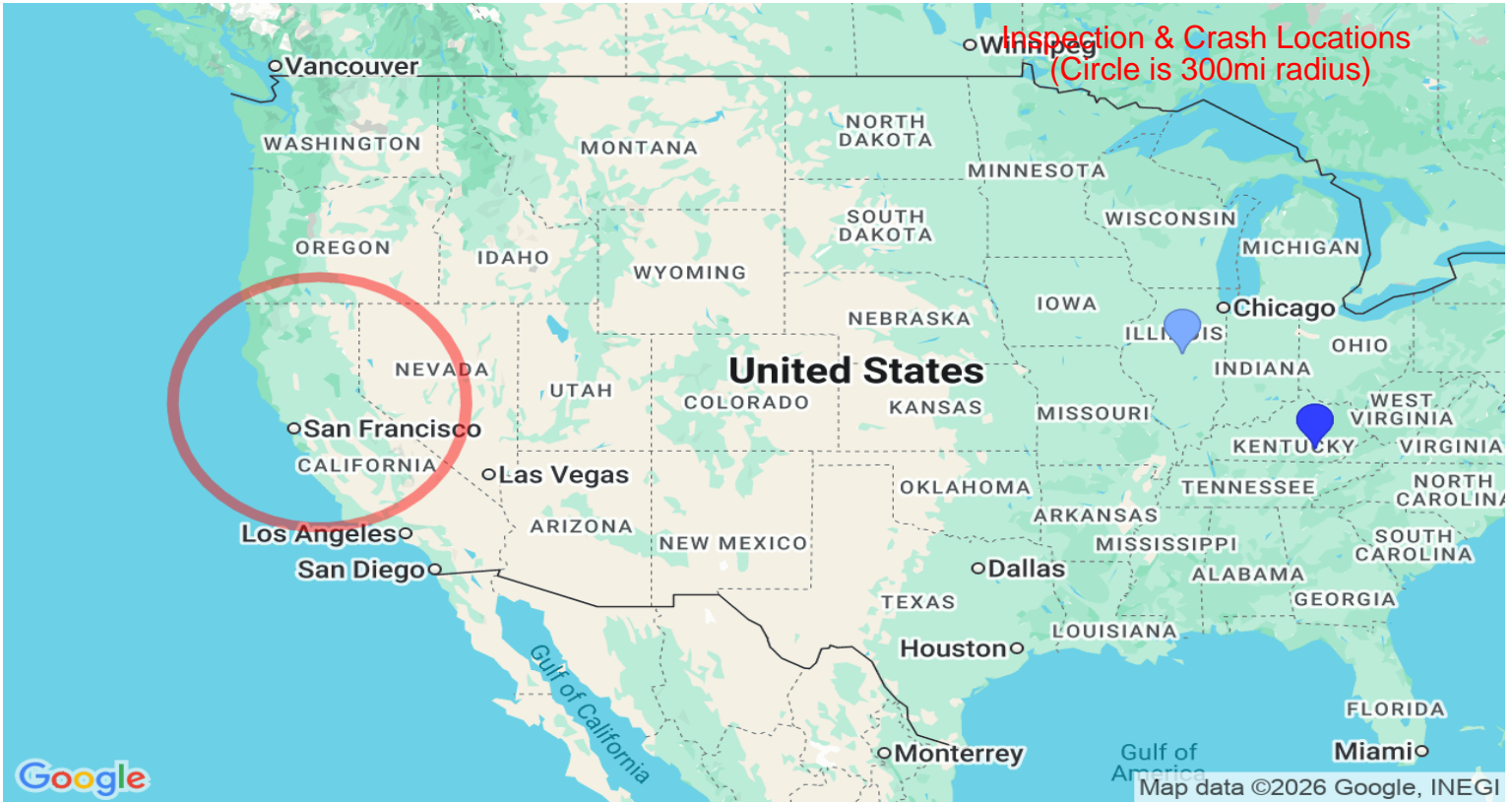
INSPECTION/CRASH MAP ToC

PU Inspection

Trailer Inspection

OOS Inspection

Crash



Equipment Ownership ToC Equipment Ownership (based on MCS-150 dated 10/28/2025)					
	Trucks	Tractors	Trailers	Motor Coaches	Vans
Owned	0	1	1	0	0
Term Leased	0	0	0	0	0
Trip Leased	0	0	0	0	0
Total No.	0	1	1	0	0

Equipment Details Power Units ToC									
VIN	Latest Insp Date	Year	Make	Model	Body Class	Body Type	Axles	Len	Fuel Type
1FUJGLDR6JLJ L3719	08/29/2025	2018	FREIGHTLINER	Cascadia	Truck-Tractor	-	-	-	Diesel

Equipment Details Trailers									
VIN	Latest Insp Date	Year	Make	Model	Body Class	Body Type	Axles	Len	Fuel Type
3H3V532C0DT2 22047	08/29/2025	2013	HYUNDAI TRANSLEAD TRAILERS	HYUNDAI TRANSLEAD	Trailer	Van Trailer	2	53	-



Vehicle Age ToC

Year	# Power Units	PU Percentage	# Trailers	Trailres Percentage
2018	1	100.00%	0	0.00%
2013	0	0.00%	1	100.00%

Based on 24 months of inspection data, see the live report for more options

States of Power Unit Registrations ToC

State	IL	KY
Number of Power Units	1	1

Equipment Acquisitions - Table ToC

	Power Units inspected for 1st time in past 12 months	Power Units inspected for 1st time in past 24 months	Power Units inspected during entire date range	Trailers inspected for 1st time in past 12 months	Trailers inspected for 1st time in past 24 months	Trailers inspected during entire date range
Unique VINs	1	1	1	1	1	1
Unique License Plates	1	1	1	1	1	1
License Plate States	1	1	1	1	1	1

Driver Details ToC Driver Details (based on MCS-150 dated 10/28/2025)

	Within 100 mi	Beyond 100 mi	TOTAL
# Drivers Interstate	0	1	1
# Drivers Intrastate	0	0	0
TOTAL	0	1	/

Avg. # Trip Lease Drivers/Mo: 0 # Drivers Grand Total: 1 # Drivers Commercially Licensed: 1

Shared VIN Summary ToC

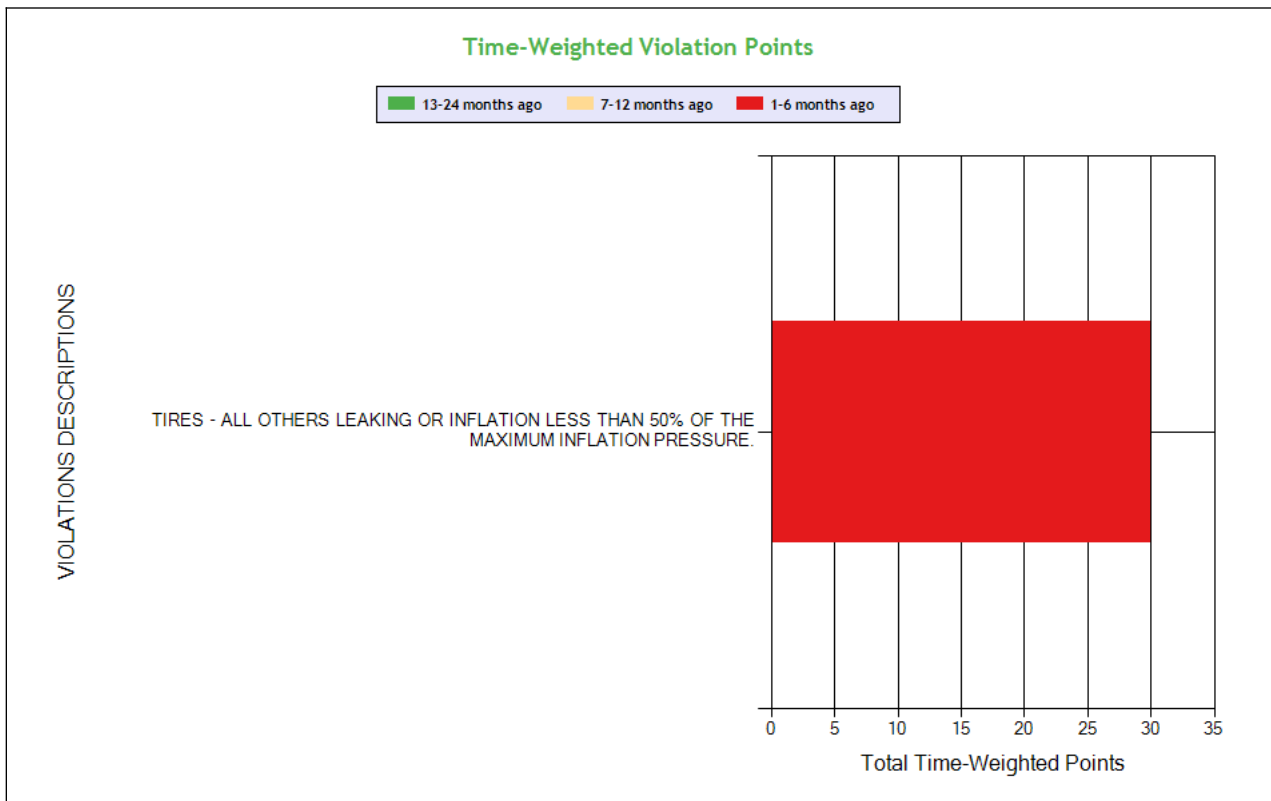
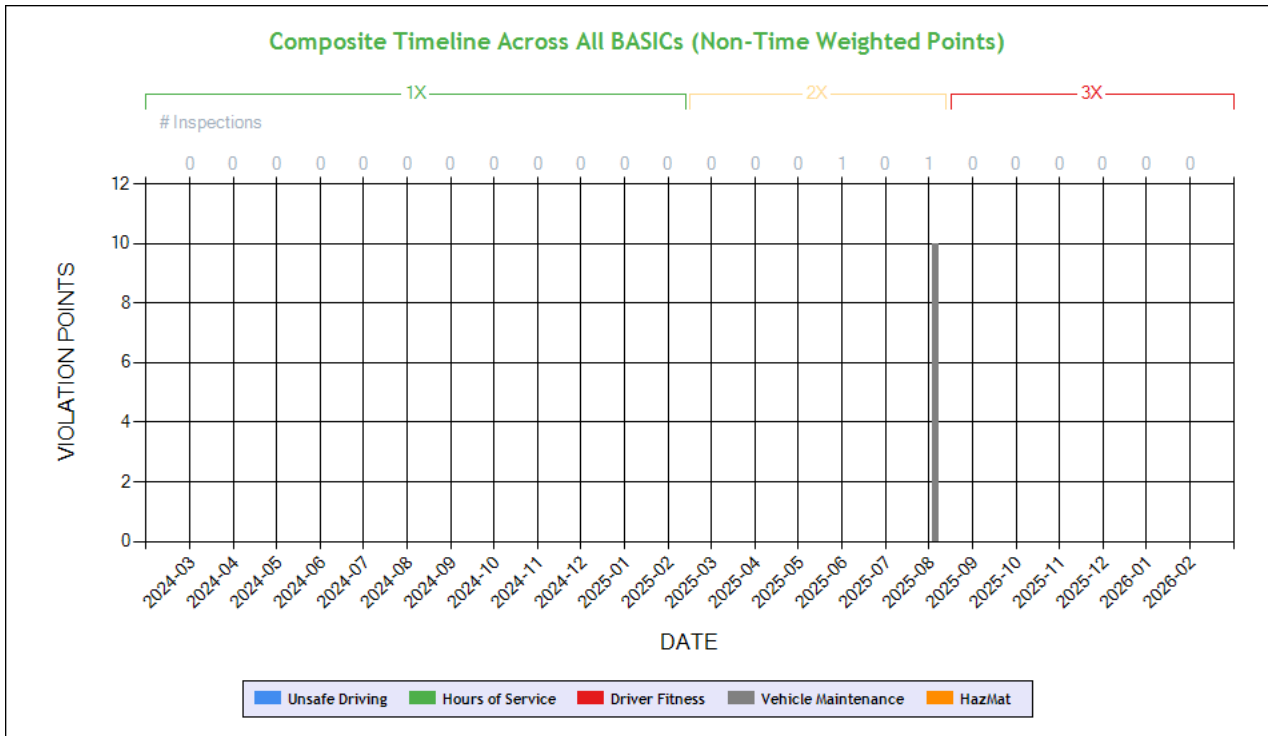
No Data

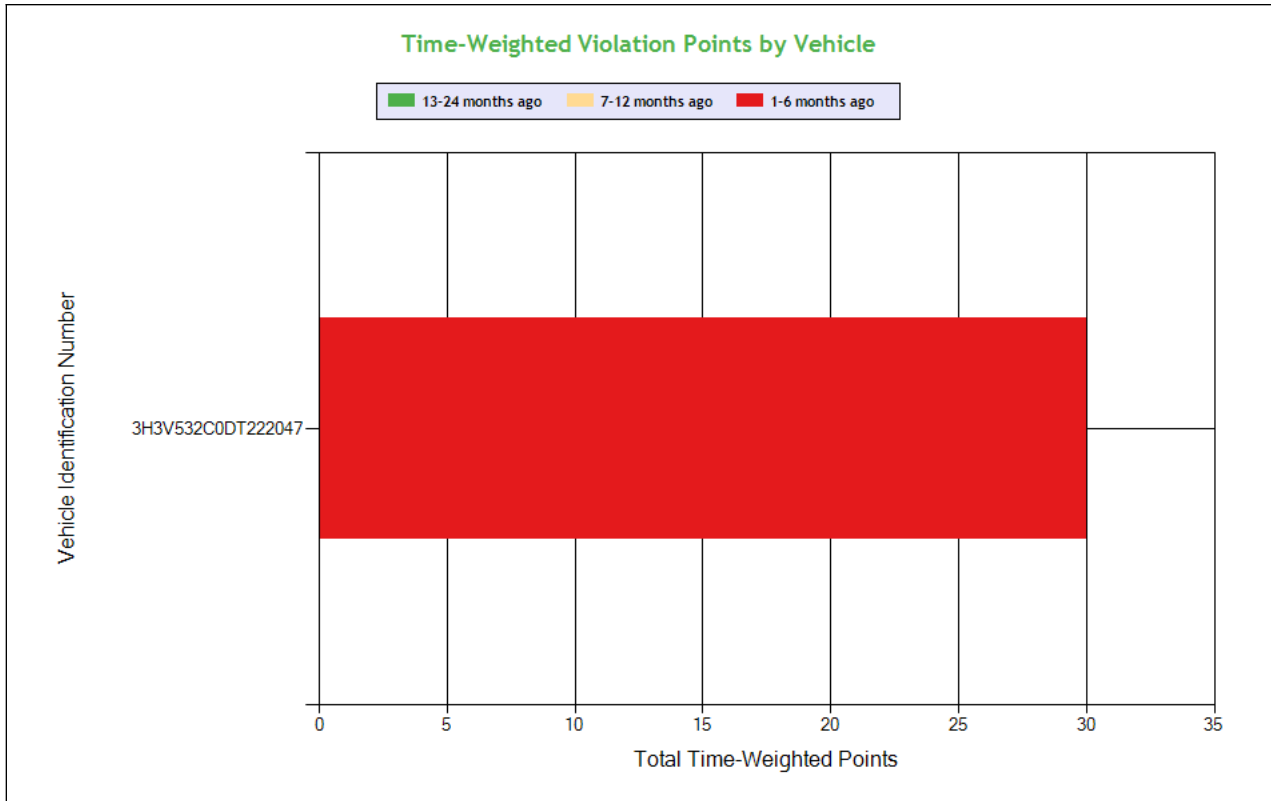
SHIPPERS DETAIL ToC based on Inspection results for the last 4 years

Shipper Name	Number of Inspections	Shipper Name	Number of Inspections
No Shipper listed	1	MCCALL FARMS	1



Carrier Underwriting Report Safety Summary ToC





See the Excel file for the complete analysis

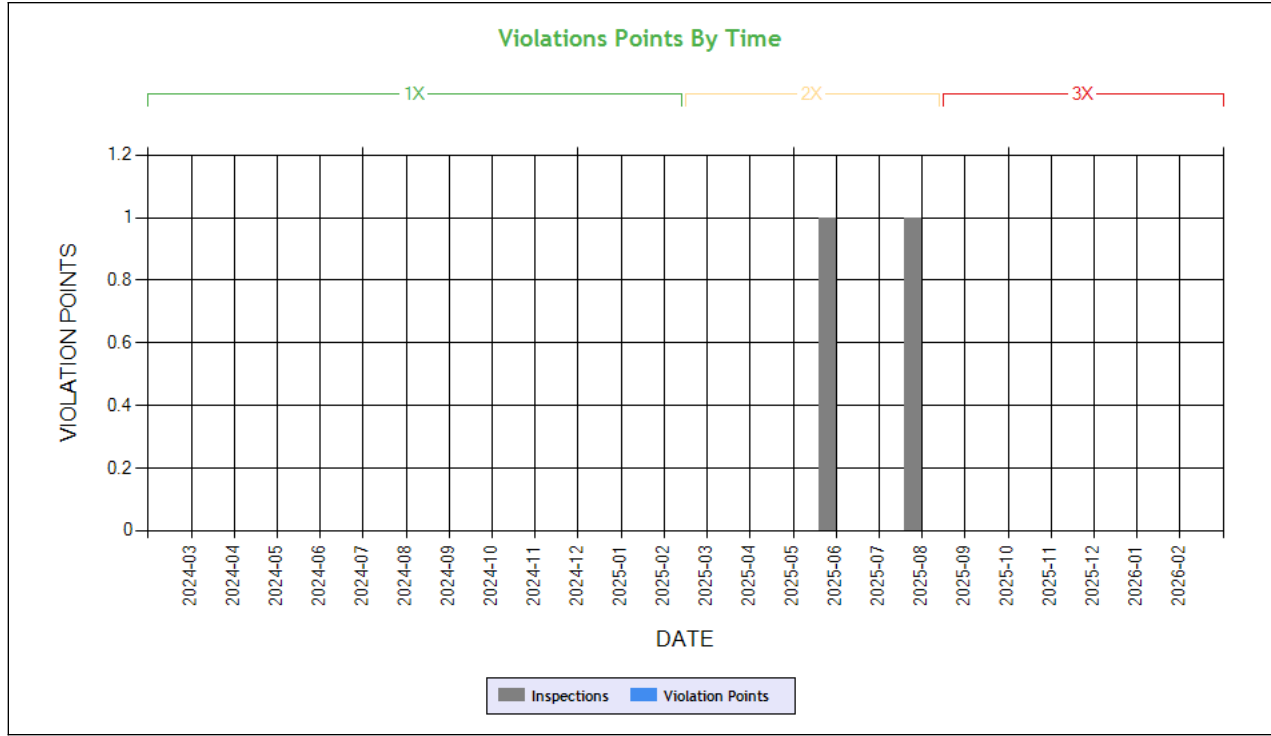
Violations is in (1-6/7-12/13-24mo)

Shaded = Out Of Service Violation			
Violation Group			Tires
Violation Description	Total Time-weighted Points by VIN	% of Total Time-weighted Points by VIN	TIRES - ALL OTHERS LEAKING OR INFLATION LESS THAN 50% OF THE MAXIMUM INFLATION PRESSURE.
Driver Resp			Yes
Total Time-weighted Points			30
% Total Time-Wt Pts			100
3H3V532C0DT222047	30	100	30 (1/0/0)



SAFETY ANALYSIS ToC

Unsafe Driving



Time-Weighted Violation Points - no data available to draw a chart

Time-Weighted Severity Points by Vehicle - no data available to draw a chart

See the Excel file for the complete analysis

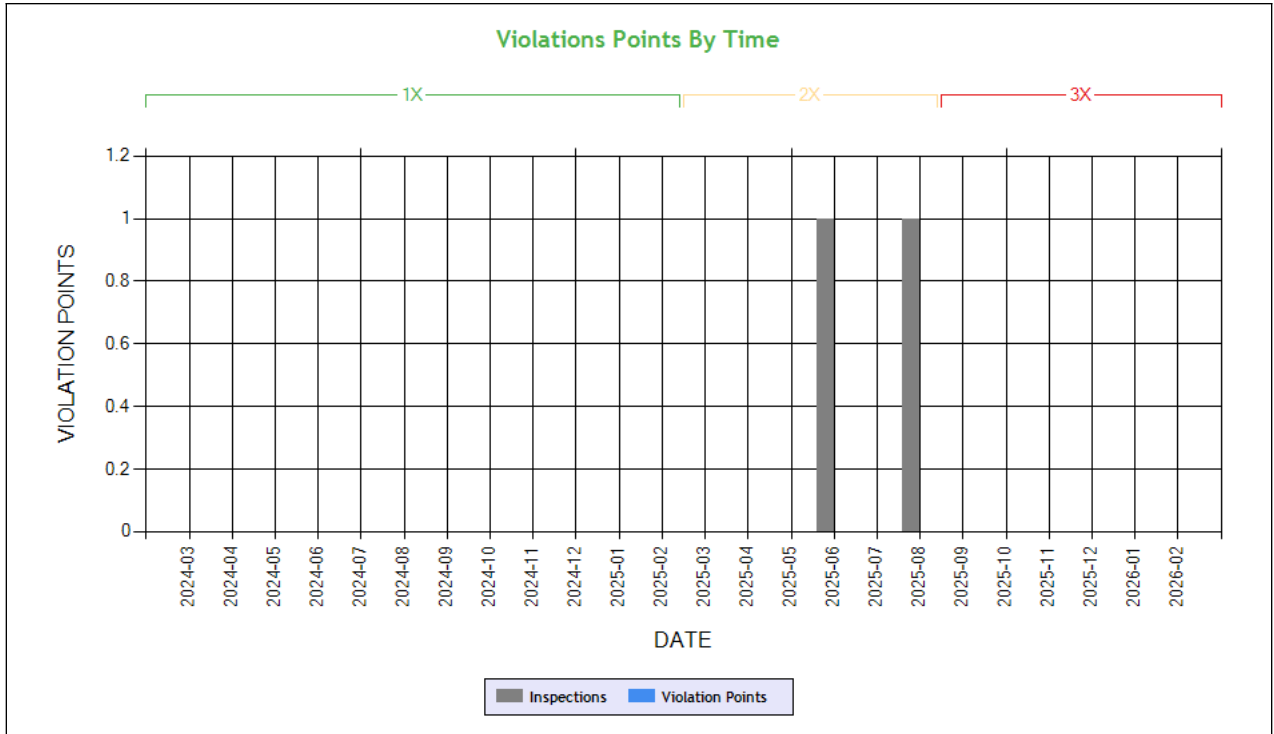
Violations is in (1-6/7-12/13-24mo)

Shaded = Out Of Service Violation		
Violation Group		
Violation Description	Total Time-weighted Points by VIN	% of Total Time-weighted Points by VIN
Driver Resp		
Total Time-weighted Points		
% Total Time-Wt Pts		

HOS Compliance

Time-Weighted Violation Points - no data available to draw a chart

Time-Weighted Severity Points by Vehicle - no data available to draw a chart



Carrier Software
 1-800-646-5152
 info@CarrierSoftware.com

CONFIDENTIAL - Intended for use by Amerigo Insurance Agency - Date: 3/16/2026
 ROUTEX LLC - DOT# 4392750 / MC1723390

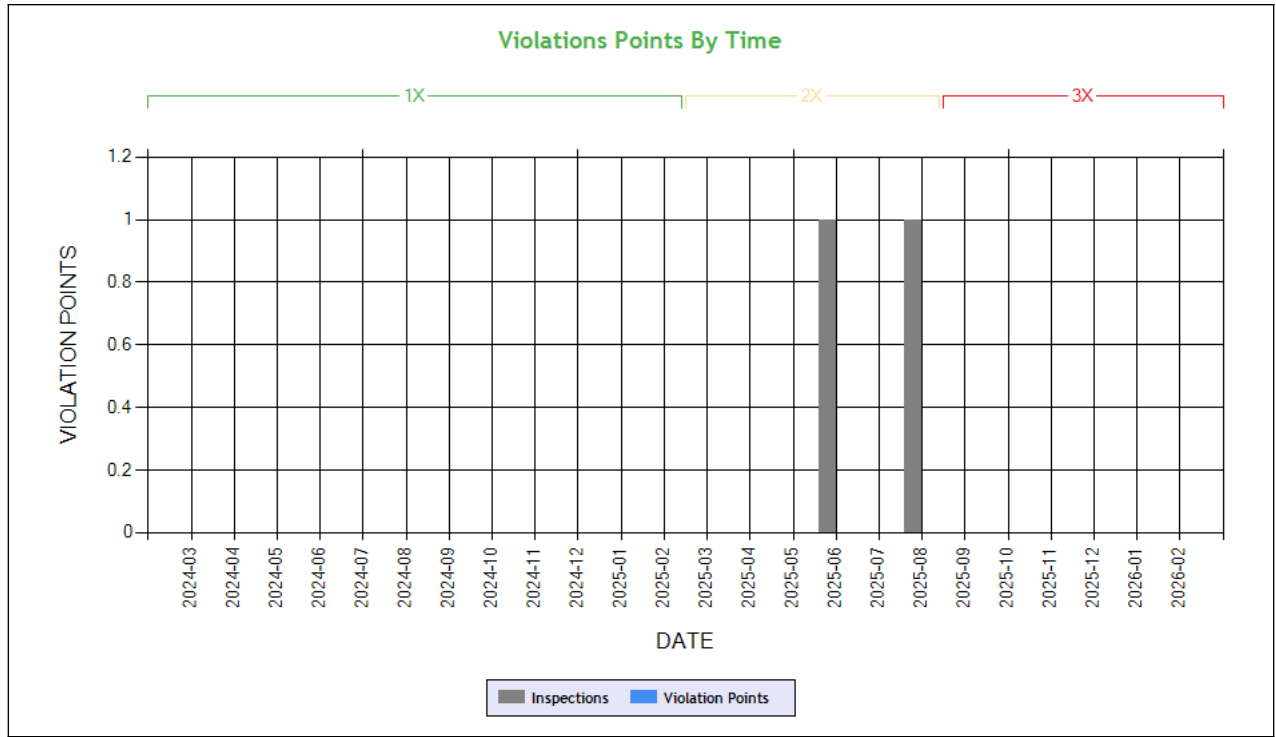
See the Excel file for the complete analysis

Violations is in (1-6/7-12/13-24mo)

Shaded = Out Of Service Violation		
Violation Group		
Violation Description	Total Time-weighted Points by VIN	% of Total Time-weighted Points by VIN
Driver Resp		
Total Time-weighted Points		
% Total Time-Wt Pts		



Driver Fitness



Time-Weighted Violation Points - no data available to draw a chart

Time-Weighted Severity Points by Vehicle - no data available to draw a chart

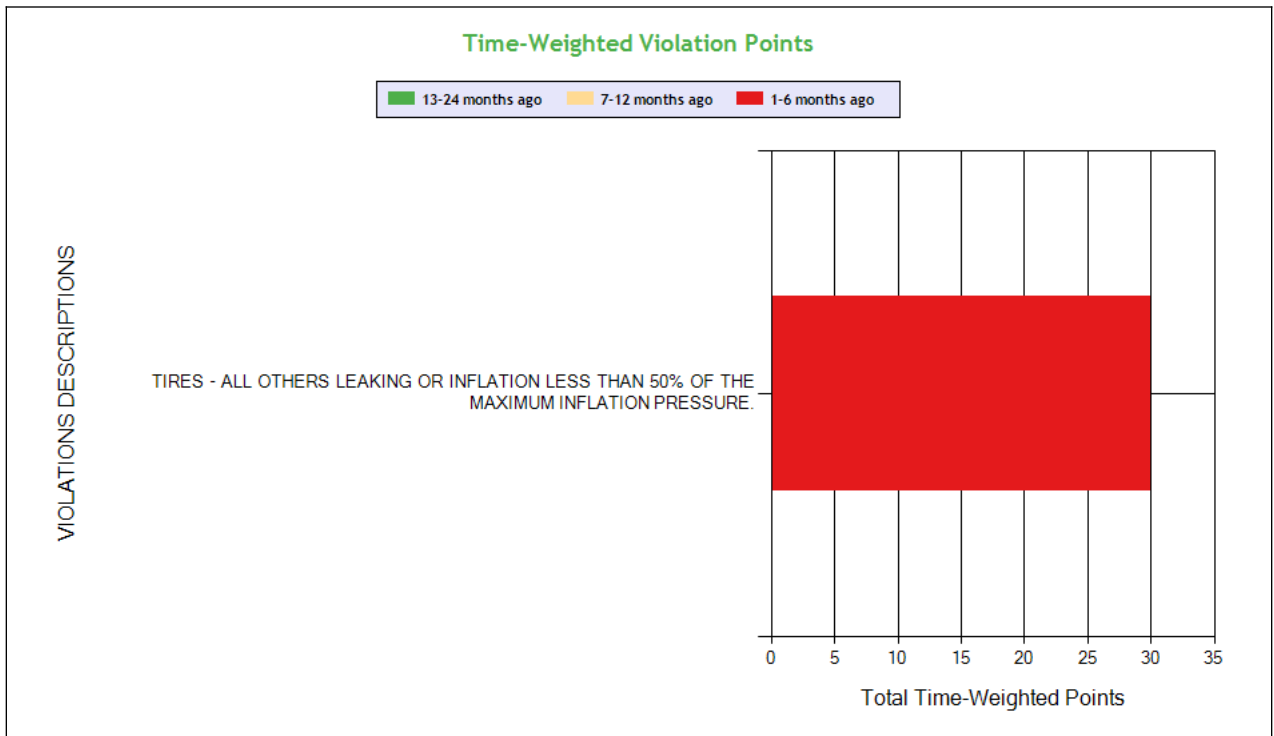
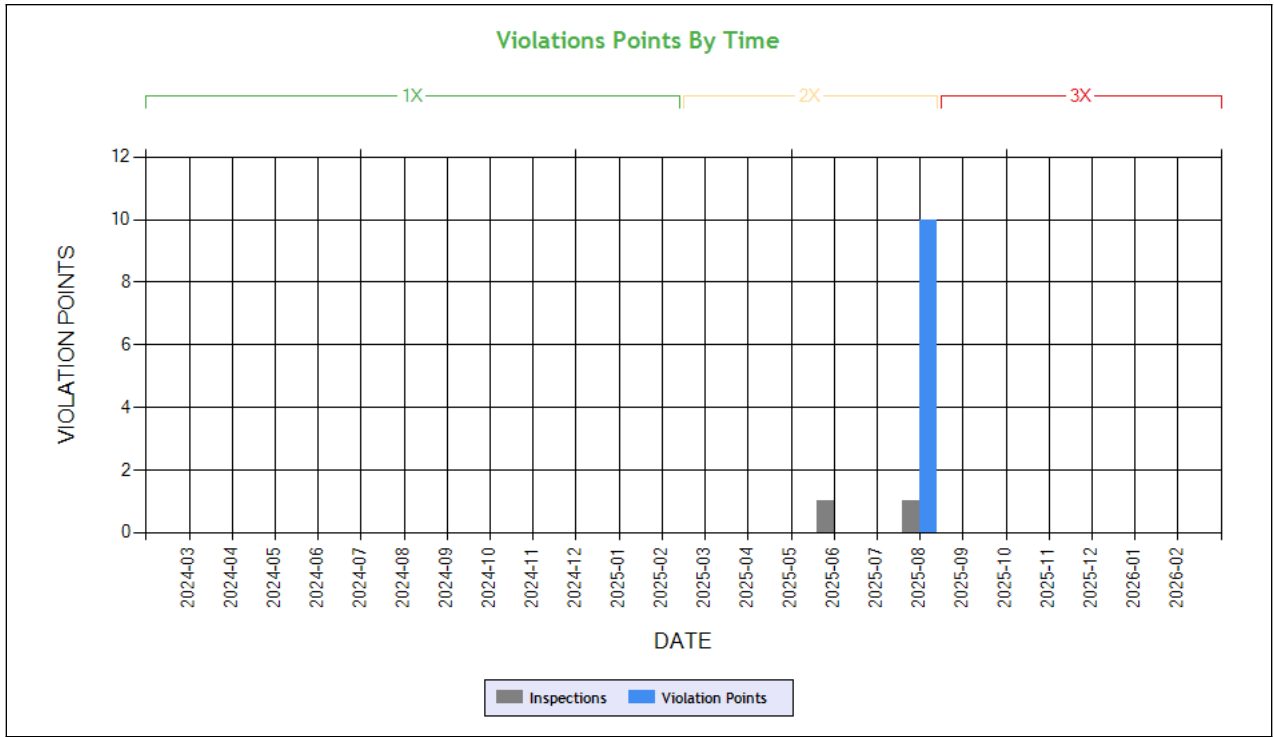
See the Excel file for the complete analysis

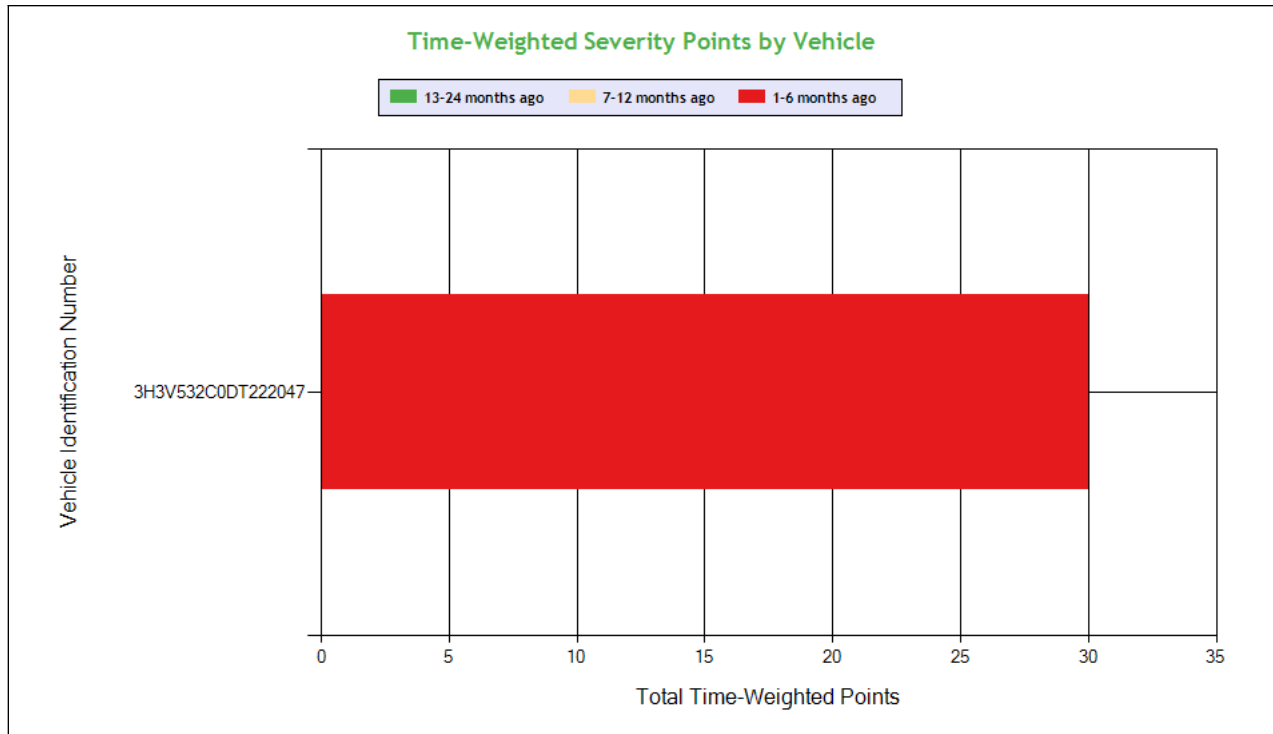
Violations is in (1-6/7-12/13-24mo)

Shaded = Out Of Service Violation		
Violation Group		
Violation Description	Total Time-weighted Points by VIN	% of Total Time-weighted Points by VIN
Driver Resp		
Total Time-weighted Points		
% Total Time-Wt Pts		



Vehicle Maintenance





Carrier Software
 1-800-646-5152
 info@CarrierSoftware.com

CONFIDENTIAL - Intended for use by Amerigo Insurance Agency - Date: 3/16/2026

ROUTEX LLC - DOT# 4392750 / MC1723390

See the Excel file for the complete analysis

Violations is in (1-6/7-12/13-24mo)

Shaded = Out Of Service Violation			
Violation Group			Tires
Violation Description	Total Time-weighted Points by VIN	% of Total Time-weighted Points by VIN	TIRES - ALL OTHERS LEAKING OR INFLATION LESS THAN 50% OF THE MAXIMUM INFLATION PRESSURE.
Driver Resp			Yes
Total Time-weighted Points			30
% Total Time-Wt Pts			100
3H3V532C0DT222047	30	100	30 (1/0/0)

COLOR CODED CRASH TABLE [ToC](#)

No crashes have been reported by the DOT on this Motor Carrier

INSPECTIONS WITH SHARED EQUIPMENT:

No Data



LEGEND
Vehicle Information
Inspection for DOT # being analyzed
Inspection for Different DOT #
Crash Information for specific VIN

INSPECTION DETAILS for ALL Inspections

PDF shows the first 100 Power Unit & Trailer VINs with most recent inspections using data from the last 4 years

POWER UNIT Inspections Section

VIN: 1FUJGLDR6JLJL3719		Unit: Truck Tractor		Year: 2018	Make: FREIGHTLINER		
DOT No: 4392750		Docket No: MC1723390		Name: ROUTEX LLC		Interstate: Yes	
Date	Unit License	Unit Lic State	Violation Unit	Violation Description	Severity	OOS	Citation
08/29/2025	ZP56686	CA	-	-	-	-	-
06/25/2025	ZP56686	CA	-	-	-	-	-
DOT No: 3179416		Docket No:		Name: FORTY7 MOTORSPORTS LLC		Interstate: Yes	
Date	Unit License	Unit Lic State	Violation Unit	Violation Description	Severity	OOS	Citation
03/20/2022	3194558	IN	D	392.2C - Failure to obey traffic control device	5	No	
DOT No: 120195		Docket No: MC44128		Name: EPES TRANSPORT SYSTEM LLC		Interstate: Yes	
Date	Unit License	Unit Lic State	Violation Unit	Violation Description	Severity	OOS	Citation
09/05/2019	MX4876	NC	D	395.3A2PROP - Driving beyond 14 hour duty period (Property carrying vehicle)	7	No	

TRAILER Inspections Section

VIN: 1FUJGLDR6JLJL3719		Unit: Truck Tractor		Year: 2018	Make: FREIGHTLINER		
DOT No: 4392750		Docket No: MC1723390		Name: ROUTEX LLC		Interstate: Yes	
Date	Unit License	Unit Lic State	Violation Unit	Violation Description	Severity	OOS	Citation
08/29/2025	ZP56686	CA	-	-	-	-	-
06/25/2025	ZP56686	CA	-	-	-	-	-
DOT No: 3179416		Docket No:		Name: FORTY7 MOTORSPORTS LLC		Interstate: Yes	
Date	Unit License	Unit Lic State	Violation Unit	Violation Description	Severity	OOS	Citation
03/20/2022	3194558	IN	D	392.2C - Failure to obey traffic control device	5	No	
DOT No: 120195		Docket No: MC44128		Name: EPES TRANSPORT SYSTEM LLC		Interstate: Yes	
Date	Unit License	Unit Lic State	Violation Unit	Violation Description	Severity	OOS	Citation
09/05/2019	MX4876	NC	D	395.3A2PROP - Driving beyond 14 hour duty period (Property carrying vehicle)	7	No	

Inspection Summary By Month (based on inspections from the last 4 years) ToC						
Year-Month	Number of Inspections	Number of Power Units	Total Violations	Total OOS Inspections	Total Severity Points	Number of Crashes
2025-08	1	1	1	1	8	0
2025-06	1	1	0	0	0	0



Note: The most recent month's counts may not include all the inspections for that month.

VIN Inspection Violation Details ToC									
# of VINs: 2 # of Insp: 2 Severity Weight: 16 Avg. Weight/VIN: 8.0 (based on inspections in the last 4 years, showing top 50 VINs inspected most recently)									
VIN 1FUJGLDR6JLJL3719		# of Inspections: 1		Total Severity: 8		Percentage of Total: 50.00%		Avg. Weight Per Inspection: 8.0	
Inspection Date	Inspection ID	Inspection State	Location Description	Total Severity	# of Violations	Shipper Name	Inspection Level	Post Accident	Out of Service
08/29/2025	85632638	KY	LONDON	8	1	MCCALL FARMS	2	No	Yes
BASIC		Unit Type		Severity		Description		Out of Service	
Vehicle Maintenance		Truck Tractor		8		393.75A3TAOL:TIRES - ALL OTHERS LEAKING OR INFLATION LESS THAN		Yes	
VIN 3H3V532C0DT222047		# of Inspections: 1		Total Severity: 8		Percentage of Total: 50.00%		Avg. Weight Per Inspection: 8.0	
Inspection Date	Inspection ID	Inspection State	Location Description	Total Severity	# of Violations	Shipper Name	Inspection Level	Post Accident	Out of Service
08/29/2025	85632638	KY	LONDON	8	1	MCCALL FARMS	2	No	Yes
BASIC		Unit Type		Severity		Description		Out of Service	
Vehicle Maintenance		Semi Trailer		8		393.75A3TAOL:TIRES - ALL OTHERS LEAKING OR INFLATION LESS THAN		Yes	

Inspection History ToC						
Inspection Date	Report Number	Report State	PU VIN	TR VIN	Severity Weight	Time Weight
08/29/2025	CV44115251	KY	1FUJGLDR6JLJL3719 - Truck Tractor	3H3V532C0DT222047 - Semi Trailer		3
Trailer Violation - OOS Vehicle Maintenance Violation: 393.75A3TAOL - TIRES - ALL OTHERS LEAKING OR INFLATION LESS THAN 50% OF THE MAXIMUM INFLATION PRESSURE.					8	
06/25/2025	4181150233	IL	1FUJGLDR6JLJL3719 - Truck Tractor			2

Only the first 20 inspections are shown. See the live report for more data.

Crash Hot Spots ToC					
State	Level 1 (lowest crash frequency)	Level 2	Level 3	Level 4	Level 5 (highest crash frequency)
Illinois	0	0	1	0	0
Kentucky	0	0	0	1	0
Total	0	0	1	1	0

Company Level: 4

Equipment and Driver Details ToC						
MCS-150 Date	Equipment (Owned/Leased/Trip)			Driver Details		
	Tractors	Straight Trucks	Trailers	CDL's	Interstate	Intrastate
10/28/2025	1/0/0	0/0/0	1/0/0	1	1	0
04/10/2025	1/0/0	0/0/0	0/1/0	1	0	1

Chameleon Type 1 - Chameleon issues highlighted in RED ToC										
DOT	Legal Name	MCS-150 Date	Physical Address	Mailing Address	Company Rep 1	Company Rep 2	Phone	Fax	Cell Phone	Email
3681142	BLACK EAGLE EXPRESS INC	08/28/2023	1954 SAN JUAN RD APT 6, SACRAMENTO, CA, 95833	1954 SAN JUAN RD APT 6, SACRAMENTO, CA, 95833	ADESH PARTAP SINGH CHEEMA		(916)-465-5138			EXPRESSBLAC KEAGLE@GMAIL.COM

Chameleon Type 2 ToC



Carrier Software
1-800-646-5152
info@CarrierSoftware.com

CONFIDENTIAL - Intended for use by Amerigo Insurance Agency - Date: 3/16/2026

ROUTEX LLC - DOT# 4392750 / MC1723390

VIN	Unit Type	Inspection Date	DOT No	Company Name	City	State
-----	-----------	-----------------	--------	--------------	------	-------