



Table of Contents

1. Overview	2. BASIC Scores History
3. BASIC Measures	4. KPI: BASIC Measures by Cargo Group
5. Estimated ISS Score	6. Investigation Results
7. Penalties History	8. Acute Critical Violations
9. Red Flag Violation Details	10. DOT Registration Information
11. DOT MCS-150 History	12. Crash Summary
13. Inspection Summary	14. KPI: Inspection Viol OOS Rates by Cargo Group
15. FHWA Registration Information	16. FHWA Insurance Information
17. FHWA Authorities	18. Severe Violations
19. Violation Report	20. Violation Summary
21. Violation Enforcement Chronology	22. Inspection Violations & OOS Counts
23. Radius Of Operation	24. Inspection & Crash Locations
25. Cargo Hot Spots	26. Inspection Violations & OOS Chronology
27. Percent of Insp & Crash by State	28. VIN Insp Summary by State
29. Violations By Unit Type	30. Inspection/Crash Map
31. Equipment Ownership	32. Equipment Details
33. Vehicle Age	34. States of Power Unit Registrations
35. Equipment Acquisitions	36. Driver Details
37. Shared VIN Summary	38. Shipper Table
39. Safety Summary	40. Safety Details
41. Crash Detail Color Coded PDF	42. Inspections with Shared Equipment
43. Inspection Tabular Details	44. Inspection Summary By Month
45. VIN Inspection Violation Details	46. Inspection History
47. Crash Hot Spots	48. DOT MCS-150 History Equipment and Driver Details
49. Chameleon	



Business Address

510 S WINERY AVE APT 207
FRESNO, CA
93727

Contact Info

(530)-355-6866
SVAGTRANSPORT@GMAIL.COM

FHWA Address

510 S WINERY AVE APT 207
FRESNO,CA,93727
Phone:(530)-355-6866

Mailing Address

218 E CAMERON AVE APT D
VISALIA, CA
93277

Overview ToC

Operating Status: AUTHORIZED FOR Property
2 other companies viewed this DOT in the past two months
Crash/PU ratio: 0.0%
Clean Inspection ratio: 0.0%

Estimated BASIC Scores (as of 4/24/2026)

	Unsafe Driving	Hours of Service	Driver Fitness	Controlled Sub. and Alcohol	Vehicle Maintenance	HM Compliance	Crash
Relative Scores	0% ○	[~95%] ⬆️	0% ○	0% ○	0% ○	0% ○	0% ○

Bracketed scores are approximated scores if requirements were met. Actual score is 0.

Alert Status	No	No	No	No	No	No	No
---------------------	----	----	----	----	----	----	----



Estimated Inspection Selection System (ISS) Score: 69
Category: Optional Inspect

* The Estimated ISS score is based on Insufficient Data Algorithm *

BASIC Scores History - Unsafe Driving ToC

There are no Scores for this BASIC

BASIC Scores History - Hours of Service ToC

There are no Scores for this BASIC

BASIC Scores History - Driver Fitness ToC

There are no Scores for this BASIC

BASIC Scores History - Controlled Substance ToC

There are no Scores for this BASIC



BASIC Scores History - Vehicle Maintenance ToC

There are no Scores for this BASIC

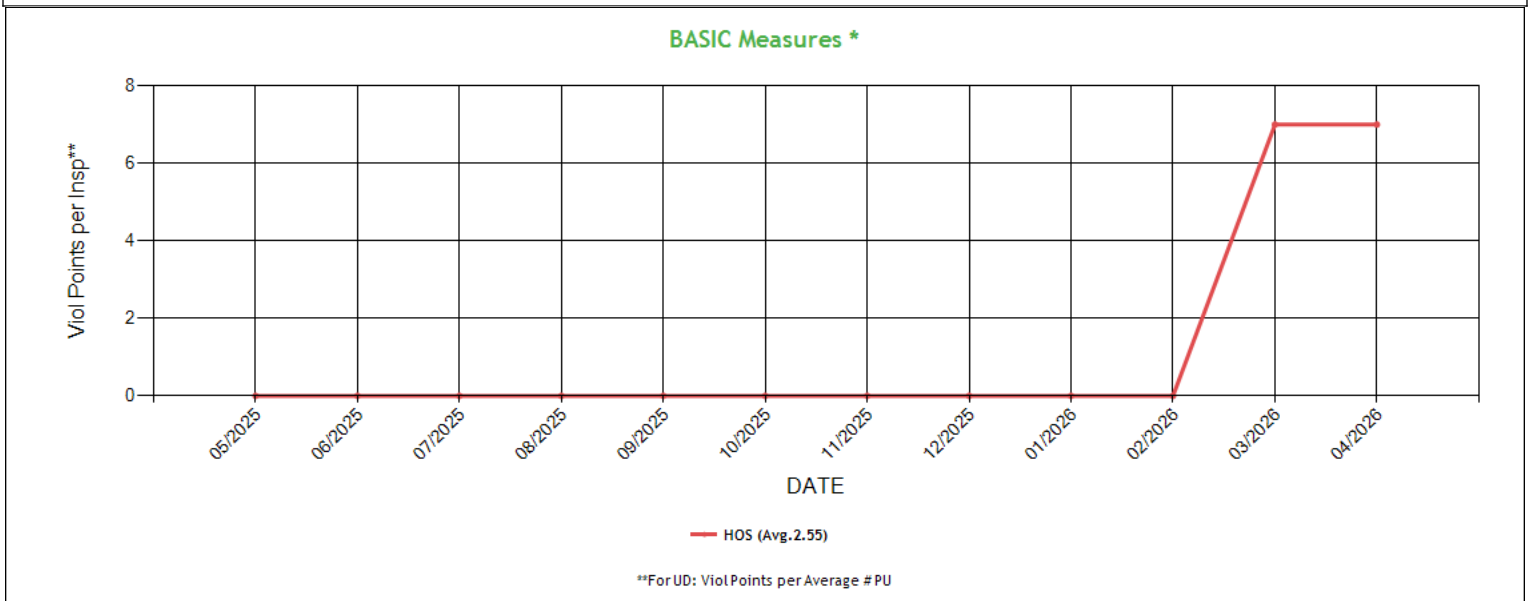
BASIC Scores History - Crash ToC

There are no Scores for this BASIC

BASIC Scores History - Hazmat ToC

There are no Scores for this BASIC

BASIC Measures: Violation Points per Inspection Trends ToC



* BASIC Measures are the absolute SMS scores that are compared within each Safety Event Group to determine the BASIC Score percentiles. Averages based on fleets with 1-5 power units.



BASIC Measures * - Table ToC

UD-Unsafe Driving, HOS-Hours of Service, DF-Driver Fitness, CS-Controlled Substances, VM-Vehicle Maintenance

Date	UD Measure	UD AC	UD with Viol	HOS Measure	HOS AC	HOS with Viol	DF Measure	DF AC	DF with Viol	CS Measure	CS AC	CS with Viol	VM Measure	VM AC	VM with Viol
04/2026	0.00	N	0	7.00	N	1	0.00	N	0	0.00	N	0	0.00	N	0
03/2026	0.00	N	0	7.00	N	1	0.00	N	0	0.00	N	0	0.00	N	0
02/2026	0.00	N	0	0.00	N	0	0.00	N	0	0.00	N	0	0.00	N	0
01/2026	0.00	N	0	0.00	N	0	0.00	N	0	0.00	N	0	0.00	N	0
12/2025	0.00	N	0	0.00	N	0	0.00	N	0	0.00	N	0	0.00	N	0
11/2025	0.00	N	0	0.00	N	0	0.00	N	0	0.00	N	0	0.00	N	0
10/2025	0.00	N	0	0.00	N	0	0.00	N	0	0.00	N	0	0.00	N	0
09/2025	0.00	N	0	0.00	N	0	0.00	N	0	0.00	N	0	0.00	N	0
08/2025	0.00	N	0	0.00	N	0	0.00	N	0	0.00	N	0	0.00	N	0
07/2025	0.00	N	0	0.00	N	0	0.00	N	0	0.00	N	0	0.00	N	0
06/2025	0.00	N	0	0.00	N	0	0.00	N	0	0.00	N	0	0.00	N	0
05/2025	0.00	N	0	0.00	N	0	0.00	N	0	0.00	N	0	0.00	N	0

* BASIC Measures are the absolute SMS scores that are compared within each Safety Event Group to determine the BASIC Score percentiles.

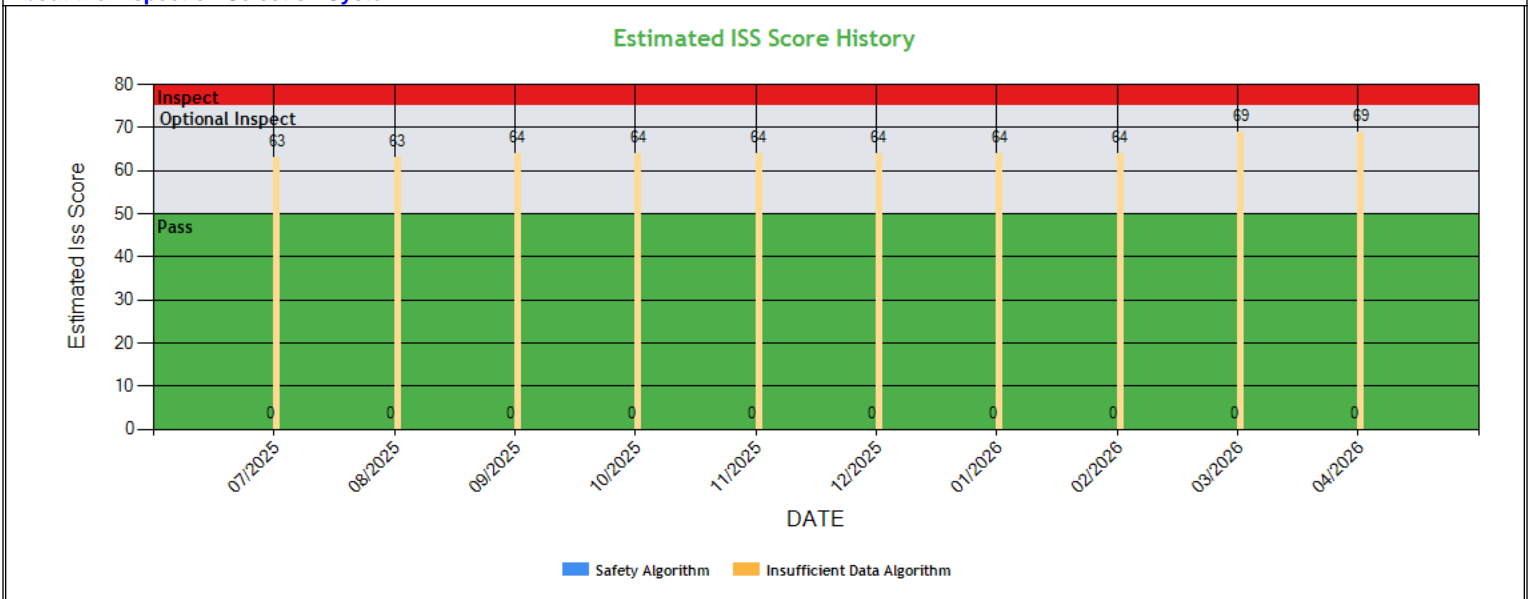
KPI: BASIC Measures by Fleet Size and Cargo Group ToC

Fleet Size: 1-5 PUs

Cargo Group (Companies)	Unsafe Driving		Hours of Service		Driver Fitness		Controlled Substance		Vehicle Maintenance		HM Compliance		Crash	
	Avg.	Comp. to Avg.	Avg.	Comp. to Avg.	Avg.	Comp. to Avg.	Avg.	Comp. to Avg.	Avg.	Comp. to Avg.	Avg.	Comp. to Avg.	Avg.	Comp. to Avg.
General Freight (482744)	0.75	Better	0.20	Worse	0.22	Better	0.01	Better	1.89	Better	0.01	Better	0.06	Better
SVAG TRANSPORT INC	0.00		7.00		0.00		0.00		0.00		0.00		0.00	

Estimated ISS Score History - Chart ToC

About the Inspection Selection System





Estimated ISS Score History - Table ToC

Date	Estimated ISS Score	Recommendation	Algorithm
04/24/2026	69	Optional Inspect	Insufficient Data Algorithm
03/27/2026	69	Optional Inspect	Insufficient Data Algorithm
02/27/2026	64	Optional Inspect	Insufficient Data Algorithm
01/30/2026	64	Optional Inspect	Insufficient Data Algorithm
12/26/2025	64	Optional Inspect	Insufficient Data Algorithm
11/28/2025	64	Optional Inspect	Insufficient Data Algorithm
10/31/2025	64	Optional Inspect	Insufficient Data Algorithm
09/26/2025	64	Optional Inspect	Insufficient Data Algorithm
08/29/2025	63	Optional Inspect	Insufficient Data Algorithm
07/25/2025	63	Optional Inspect	Insufficient Data Algorithm
06/30/2025	63	Optional Inspect	Insufficient Data Algorithm
05/31/2025	63	Optional Inspect	Insufficient Data Algorithm

Investigation Results ToC

No Investigations reported on FMCSA website

Penalties History ToC

There is a problem with the Penalties data on FMCSA website.

Acute Critical Violations (Based on Investigations as per CSA Methodology Appendix A) ToC

No Data

No red flag violations in the last 24 months

DOT Registration Information: The following information on this specific DOT # is from the Federal DOT (as of Operating Authority

DOT Registration: 05/08/2025		Total Power Units: 3	Total Trucks: 3	Total Trailers: 3	Total Passenger Vehicles: 0
Status	Entity Type	Organization Type	Nation	Total Cars	
A	C	-	US	0	
MCS-150 Date	Drivers / CDL Drivers	Op Codes	Shipper Op Codes	Shipper HazMat Op Codes	
03/21/2026	3* / 3	A			
MCS-150 Mileage (Year)	Latest Review Type	Latest Review Document Number (Date)	Record Update Date	Transports Hazmats	
240,560 (2026)		()	03/21/2026	N	
MCS-151 Mileage	DOT Census Date	Recordable Accident Rate	Preventable Accident Rate	Safety Rating (Date)	
0		0%	0%	None (None)	
Classification Codes	Cargo Carried (per MCS-150)				
Authorized-For-Hire	General Freight				

DOT MCS-150 History ToC

(as of 03/30/2026 DOT census)

Census Date	MCS-150 Date	MCS-150 Mileage	VMT Year	Power Units	Drivers	Trailers	Company Rep1	Company Rep2	Email
3/30/2026	3/21/2026	240560	2026	3	3	-	AAYUSH AAYUSH		SVAGTRANSPORT@GMAIL.COM
10/17/2025	10/6/2025	46023	2025	2	2	-	AAYUSH AAYUSH		SVAGTRANSPORT@GMAIL.COM
6/17/2025	6/12/2025	1	2025	1	1	-	AAYUSH AAYUSH		SVAGTRANSPORT@GMAIL.COM
5/12/2025	3/28/2025	0		1	1	-	AAYUSH AAYUSH		SVAGTRANSPORT@GMAIL.COM



Crash Summary Chart **ToC**Crashes Summary - Chart (based on all available crash data)

No Data

Crashes Summary - Table (based on all available crash data) **ToC**

	TOTAL	Last 6 months	7-12 months	13-18 months	19-24 months	25-30 months	30-36 months	37-41 months	42-48 months	Over 49 months
Total Reportable	0	0	0	0	0	0	0	0	0	0
Fatalities	0	0	0	0	0	0	0	0	0	0
Injuries	0	0	0	0	0	0	0	0	0	0
Tow Away	0	0	0	0	0	0	0	0	0	0
With Citations	0	0	0	0	0	0	0	0	0	0
Federal Recordable	0	0	0	0	0	0	0	0	0	0
Preventable	0	0	0	0	0	0	0	0	0	0
Crash per Pwr Unit	-	0.0%	0.0%	0.0%	0.0%	0.0%	0.0%	0.0%	0.0%	-

Inspection Summary **ToC**

The following inspection information is based on results for 24 months prior to: 06/01/2026. Please note that the total inspections number is not necessarily the total of the vehicle, driver and hazmat inspections, as one inspection may have included any combination of the below inspections.

Overall	Vehicle	Driver	Hazmat
(Please note that the total inspections number is not necessarily the total of the vehicle, driver and hazmat inspections, as one inspection may have included any combination of the below inspections) Total Inspections: 2 Total Out of Service: 1 Out of Service: 50% National Average: 21.32% Difference: 28.68%	Total Inspections: 1 Total Out of Service: 1 Out of Service: 100.00% National Average: 25.21% Difference: 74.79%	Total Inspections: 2 Total Out of Service: 2 Out of Service: 100.00% National Average: 7.01% Difference: 92.99%	Total Inspections: 0 Total Out of Service: 0 Out of Service: 0.00% National Average: 2.22% Difference: -2.22%

KPI: Inspection Viol OOS Rates by Cargo Group **ToC**

Cargo Group	OVERALL		VEHICLE		DRIVER		HAZMAT	
	Average	Compared to Average	Average	Compared to Average	Average	Compared to Average	Average	Compared to Average
General Freight	29.87%	Worse	25.53%	Worse	13.86%	Worse	0.18%	Better
SVAG TRANSPORT INC	50.0%		100%		100%		0%	

FHWA Registration Information: The following data on this Motor Carrier is from the Federal Hwy Administration (as of 5/14/2026)

Docket Number	DOT Number	Company Name	DBA Name	Address	City	State	Country	ZIP Code
MC1736070	4406592	SVAG TRANSPORT INC		510 S WINERY AVE APT 207	FRESNO	CA	US	93727
Phone Number	Fax Number	Mail Address	Mail City	Mail State	Mail Contry	Mail ZIP Code	Mail Phone Number	Mail Fax Number
(530)-355-6866		218 E CAMERON AVE APT D	VISALIA	CA	US	93277	(530)-355-6866	
Date of Last Change	Freight	Passenger	Household Goods	Active Authority	Pending Authority	Revocation Pending Authority		
5/14/2026	Y	N	N	/ Common /	/	/		



Insurance Required (as of 05/14/2026) ToC			
Docket Number	Insurance Type	Insurance Required	Insurance on File
MC1736070	BIPD	\$750k	\$750k
MC1736070	Cargo	No	No
MC1736070	Bond	No	No

Active / Pending Insurance (as of 05/14/2026)										
Docket Number	Form	Type	Insurance Carrier	Policy/Surety	Coverage From	Coverage To	Required	On File	Effective Date	Cancel Date
MC1736070	91X	BIPD/Primary	EVERSPAN INDEMNITY INSURANCE COMPANY	CW3EVE-932145-01	\$0k	\$750k	\$750k	\$750k	06/16/2025	06/16/2026

Insurance History (as of 05/14/2026)									
Docket Number	Form	Type	Insurance Carrier	Policy/Surety	Coverage From	Coverage To	Effective Date From	Effective Date To	
MC1736070	91X	BIPD/Primary	EVERSPAN INDEMNITY INSURANCE COMPANY	CW3EVE-932145-01	\$0k	\$750k	06/16/2025	10/23/2025	Cancelled
MC1736070	91X	BIPD/Primary	EVERSPAN INDEMNITY INSURANCE COMPANY	CW3EVE-932145-01	\$0k	\$750k	06/16/2025	06/16/2025	Replaced

FHWA Authorities (as of 05/14/2026) ToC								
Docket#	L&I Name	Active Authority	Inactive Authority	Pending Authority	Revocation Pending Authority	Freight	Passenger	Household Goods
MC1736070	SVAG TRANSPORT INC	Common /				Yes	No	No

Authority History (as of 05/14/2026)				
Docket Number	Sub	Auth Type	Original Action	Disposition
MC1736070		COMMON	INVOLUNTARY REVOCATION 9/26/2025 12:00:00 AM	DISCONTINUED REVOCATION 10/3/2025 12:00:00 AM
MC1736070		COMMON	GRANTED 6/23/2025 12:00:00 AM	

Severe Violations (i.e. those with >= 8 points) - Chart ToC

No Data

Severe Violations (i.e. those with >= 8 points) - Table

No Data



Violation Report ToC						
Inspection Date	Inspection State	BASIC	Violation Description	OOS	VIN	Severity Points
05/24/2026	AZ	Vehicle Maintenance	393.45DB - AIR BRAKE - AUDIBLE AIR LEAK AT A PROPER CONNECTION.	No	1GR1P0621RK535807 (T)	4
05/24/2026	AZ	Vehicle Maintenance	396.3A1BOS - BRAKES OUT OF SERVICE: The number of defective brakes is equal to or greater than 20 percent of the service brakes on the vehicle or combination	Yes	1GR1P0621RK535807 (T)	0
05/24/2026	AZ	Vehicle Maintenance	393.48ABIAD - AIR DISC BRAKE - INOPERATIVE OTHER THAN A STEERING AXLE.	No	1GR1P0621RK535807 (T)	4
05/24/2026	AZ	Hours-Of-Service	395.30B1ELDDFR - HOS (ELD) - DRIVER FAILING TO REVIEW RECORDS AND CERTIFY THE ACCURACY OF THE INFORMATION.	No	3AKJHHDR3MSMT9540 (PU)	1
05/24/2026	AZ	Unsafe Driving	392.16D - DRIVER - FAILED TO USE SEAT BELT WHILE OPERATING A CMV.	No	3AKJHHDR3MSMT9540 (PU)	7
05/24/2026	AZ	Hours-Of-Service	395.3A3IHOSPDIT - HOS (PROPERTY) - DRIVING MORE THAN 11 HOURS FOLLOWING 10 CONSECUTIVE HOURS OFF DUTY AT THE TIME OF INSPECTION. TIME:	No	3AKJHHDR3MSMT9540 (PU)	7
03/08/2026	IA	Hours-Of-Service	395.8AELD - ELD - No record of duty status (ELD Required)	Yes	3AKJHHDR0NSNC8480 (PU)	5
03/08/2026	IA	-	392.2RG - State vehicle registration or License Plate violation	No	3AKJHHDR0NSNC8480 (PU)	0

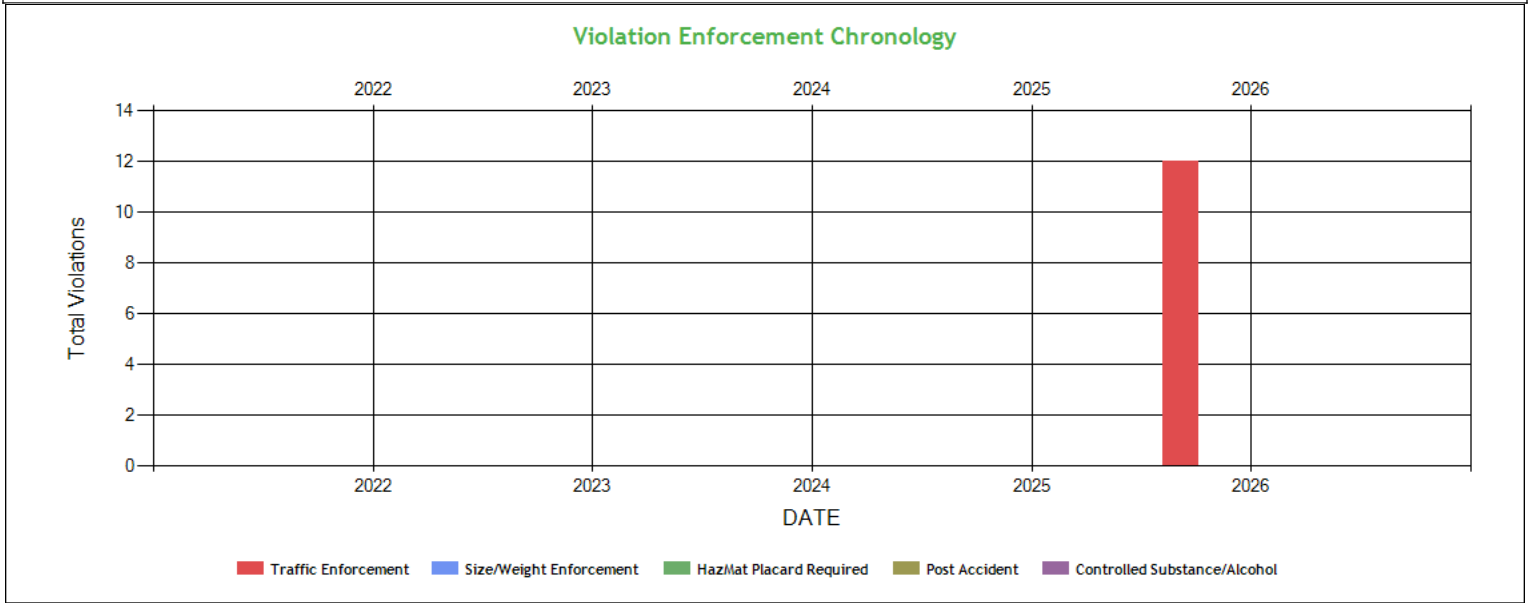
No filters were applied when generating this report, see the live report for more options.

Violation Summary ToC						
BASIC	Violation Group	Code	Description	# of Violations	# of OOS Violations	Severity Points
Hours-Of-Service (HOS) Compliance	Hours	395.3A3IHOSPDIT	HOS (PROPERTY) - DRIVING MORE THAN 11 HOURS FOLLOWING 10 CONSECUTIVE HOURS OFF DUTY AT THE TIME OF INSPECTION. TIME:	1	0	7
Unsafe Driving	Seat Belt	392.16D	DRIVER - FAILED TO USE SEAT BELT WHILE OPERATING A CMV.	1	0	7
Hours-Of-Service (HOS) Compliance	Incomplete/Wrong Log	395.8AELD	ELD - No record of duty status (ELD Required)	1	1	5
Vehicle Maintenance	Brakes All Others	393.45DB	AIR BRAKE - AUDIBLE AIR LEAK AT A PROPER CONNECTION.	1	0	4
Vehicle Maintenance	Brakes All Others	393.48ABIAD	AIR DISC BRAKE - INOPERATIVE OTHER THAN A STEERING AXLE.	1	0	4
Hours-Of-Service (HOS) Compliance	Other Log/Form & Manner	395.30B1ELDDFR	HOS (ELD) - DRIVER FAILING TO REVIEW RECORDS AND CERTIFY THE ACCURACY OF THE INFORMATION.	1	0	1
Vehicle Maintenance	Not used in SMS Calculation	396.3A1BOS	BRAKES OUT OF SERVICE: The number of defective brakes is equal to or greater than 20 percent of the service brakes on the vehicle or combination	1	1	0
	Not used in SMS Calculation	392.2RG	State vehicle registration or License Plate violation	1	0	0

No filters were applied when generating this report, see the live report for more options.



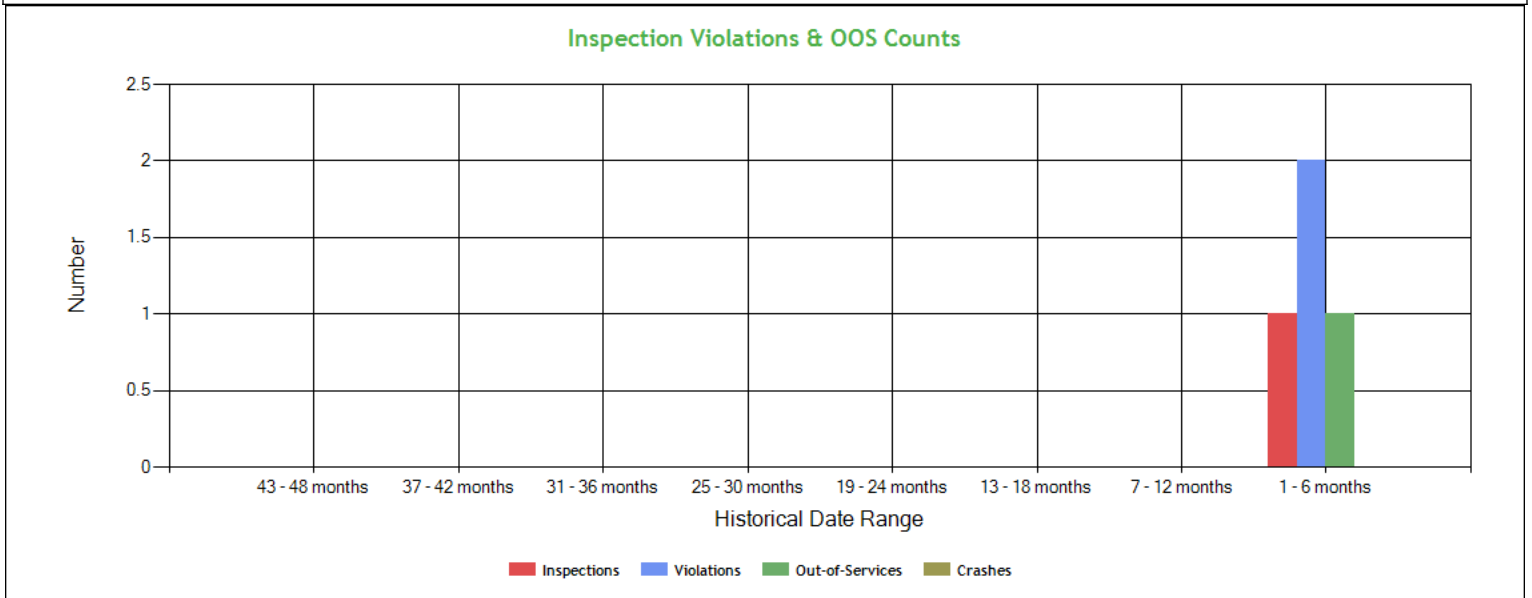
Violation Enforcement Chronology - Chart ToC



Violation Enforcement Chronology - Table ToC

	2022	2023	2024	2025	2026
Traffic Enforcement	0	0	0	0	12
Size/Weight Enforcement	0	0	0	0	0
HazMat Placard Required	0	0	0	0	0
Post Accident	0	0	0	0	0
Controlled Substance/Alcohol	0	0	0	0	0

Inspection Violations & OOS Counts - Chart ToC



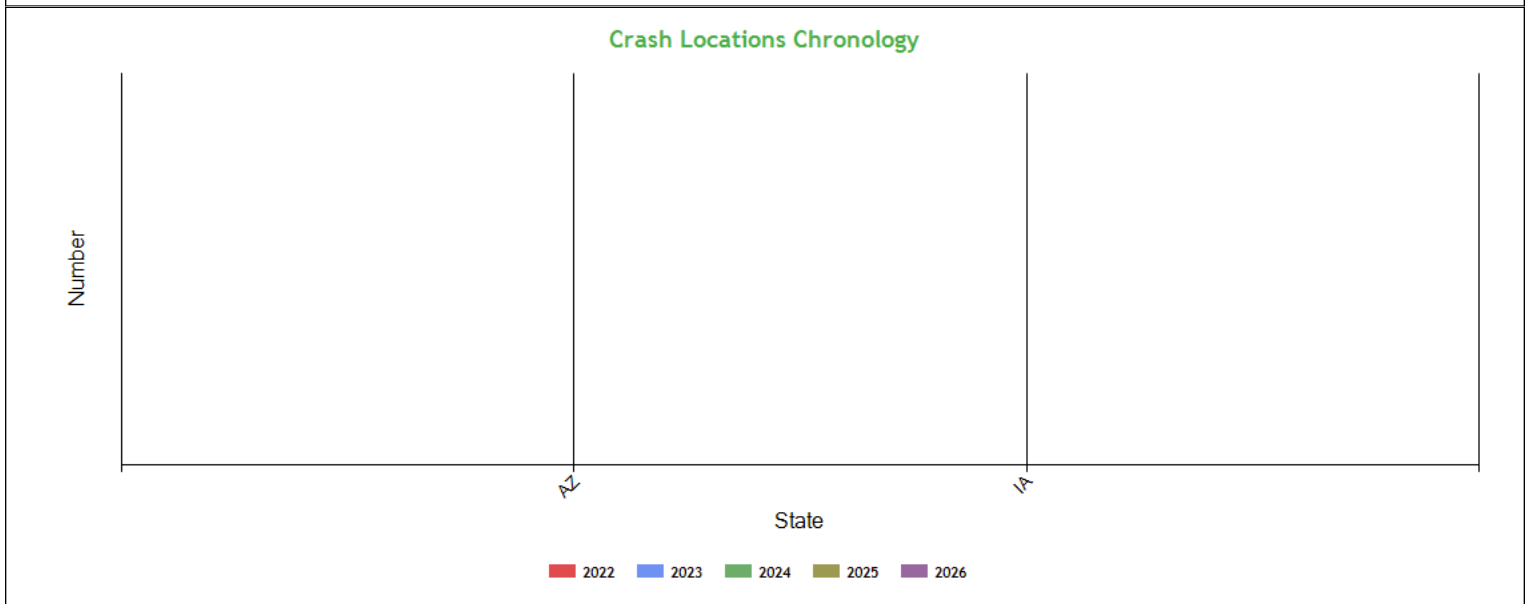
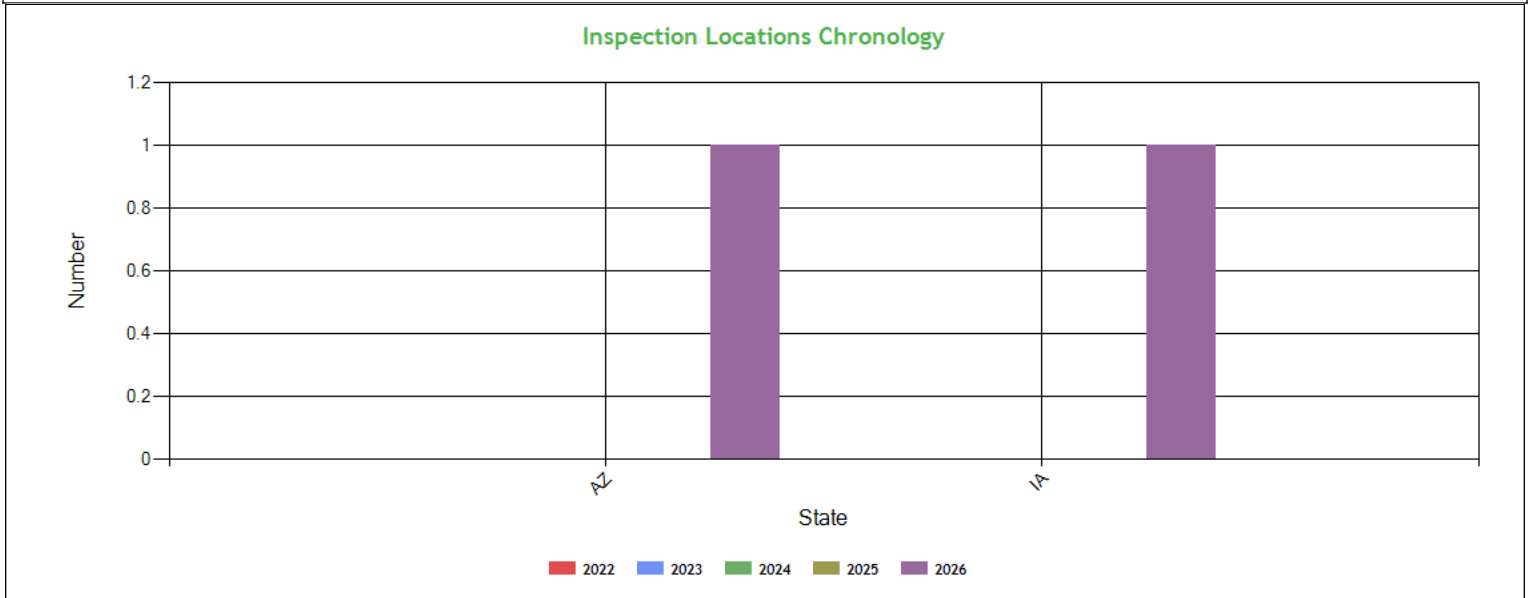


Inspection Violations & OOS Counts - Table ToC				
Date Range	Inspections	Violations	Out-of-Services	Crashes
TOTAL	2	8	2	0
1 - 6 months	1	2	1	0
7 - 12 months	0	0	0	0
13 - 18 months	0	0	0	0
19 - 24 months	0	0	0	0
25 - 30 months	0	0	0	0
31 - 36 months	0	0	0	0
37 - 42 months	0	0	0	0
43 - 48 months	0	0	0	0

Radius of Operation (based on Inspections and Crashes during the past 3 years) ToC								
	Total	Drive between 0 and 50 miles radius	Drive between 51 and 200 miles radius	Drive between 201 and 300 miles radius	Drive between 301 and 400 miles radius	Drive between 401 and 500 miles radius	Drive between 501 and 600 miles radius	Drive beyond 600 miles radius
Power Units (i.e. unique VINs)	2	0	0	0	1	0	0	1
Percent	100%	0%	0%	0%	50%	0%	0%	50%



Inspection & Crash Locations - Chart ToC



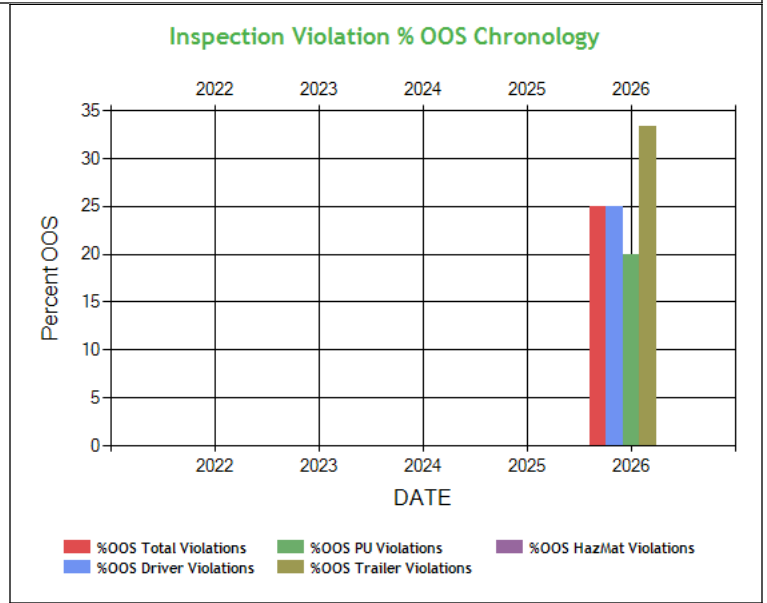
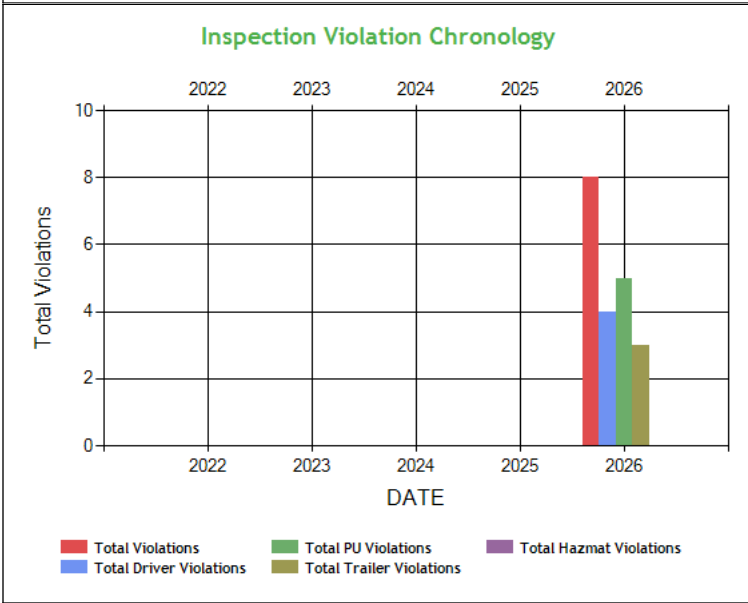
Inspection & Crash Locations - Table ToC

State	Inspections					Violations					Out-of-Services					Crashes				
	2022	2023	2024	2025	2026	2022	2023	2024	2025	2026	2022	2023	2024	2025	2026	2022	2023	2024	2025	2026
TOTAL	0	0	0	0	2	0	0	0	0	9	0	0	0	0	2	0	0	0	0	0
AZ	0	0	0	0	1	0	0	0	0	7	0	0	0	0	1	0	0	0	0	0
IA	0	0	0	0	1	0	0	0	0	2	0	0	0	0	1	0	0	0	0	0

No hot spot data in the last 12 months



Inspection Violation % OOS Chronology - Chart ToC

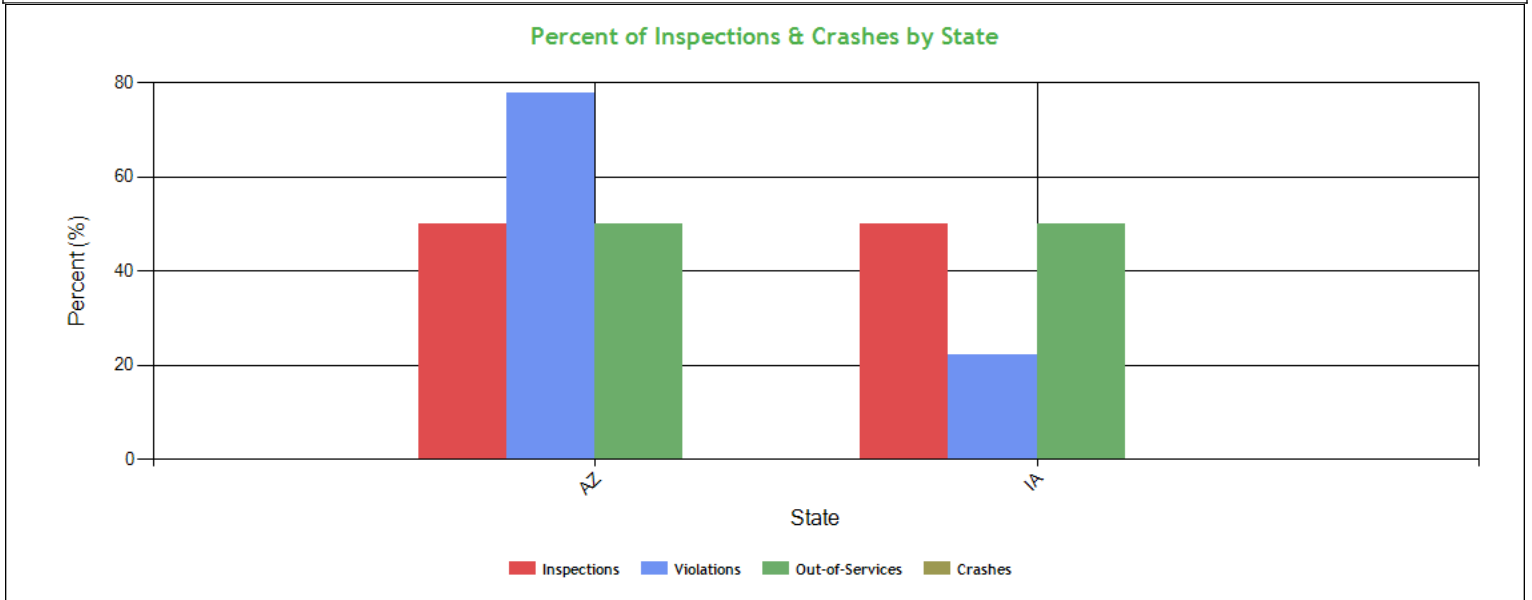


Inspection Violation % OOS Chronology - Table ToC

	2022	2023	2024	2025	2026
Total Violations	0	0	0	0	8
Total Out Of Services	0	0	0	0	2
%OOS Total Violations	0	0	0	0	25.00
Total Driver Violations	0	0	0	0	4
Total Driver Out Of Services	0	0	0	0	1
%OOS Driver Violations	0	0	0	0	25.00
Total PU Violations	0	0	0	0	5
Total PU Out Of Services	0	0	0	0	1
%OOS PU Violations	0	0	0	0	20.00
Total Trailer Violations	0	0	0	0	3
Total Trailer Out Of Services	0	0	0	0	1
%OOS Trailer Violations	0	0	0	0	33.33
Total Hazmat Violations	0	0	0	0	0
Total Hazmat Out Of Services	0	0	0	0	0
%OOS HazMat Violations	0	0	0	0	0



Percent of Insp & Crash by State - Chart ToC



Percent of Insp & Crash by State - Table (based on inspection data from the last 4 years) ToC

State	Inspections		Violations		Out-of-Services		Crashes	
	Total	Percent	Total	Percent	Total	Percent	Total	Percent
	2	100	9	100	2	100	0	100
AZ	1	50	7	77.8	1	50	0	0
IA	1	50	2	22.2	1	50	0	0

VIN Insp Summary by State (based on inspection from the last 2 years) ToC

VIN	Insp	Viol Pts	Counts in each State			
			AZ		IA	
			Insp	Viol Pts	Insp	Viol Pts
TOTALS	3/21*	2/28**	1	23	1	5
1GR1P0621RK535807	1	8	1	8	0	0
3AKJHHDR0NSNC8480	1	5	0	0	1	5
3AKJHHDR3MSMT9540	1	15	1	15	0	0

*<Total number of inspections for these 3 VIN(s)>/<Total number of inspections for these 2 state(s)>

**<Total severity sum for these 3 VIN(s)>/<Total severity sum for these 2 state(s)>

Violations By Unit Type ToC

of Violations: 8 Total Severity: 28 based on inspections in the last 2 years

Violation Unit: Driver	# of Violations: 4	Total Severity: 20	% of Total: 71.43%
Viol. Group: Hours	# of Violations: 1	Total Severity: 7	% of Total: 25%
Violation	Number of Occurrences	Viol. Severity	Total Severity
395.3A3IHOSPDIT:HOS (PROPERTY) - DRIVING MORE THAN 11 HOURS FOLLOW	1	7	7
Viol. Group: Seat Belt	# of Violations: 1	Total Severity: 7	% of Total: 25%
392.16D:DRIVER - FAILED TO USE SEAT BELT WHILE OPERATING A	1	7	7
Viol. Group: None	# of Violations: 1	Total Severity: 5	% of Total: 17.86%
395.8AELD:ELD - No record of duty status (ELD Required)	1	5	5
Viol. Group: Other Log/Form & Manner	# of Violations: 1	Total Severity: 1	% of Total: 3.57%
395.30B1ELDDFR:HOS (ELD) - DRIVER FAILING TO REVIEW RECORDS AND C	1	1	1



Violation Unit: Power Unit	# of Violations: 1	Total Severity: 0	% of Total: 0%
Viol. Group: Not used in SMS Calculation	# of Violations: 1	Total Severity: 0	% of Total: 0%
Violation	Number of Occurrences	Viol. Severity	Total Severity
392.2RG:State vehicle registration or License Plate violat	1	0	0
Violation Unit: Trailer	# of Violations: 3	Total Severity: 8	% of Total: 28.57%
Viol. Group: Brakes All Others	# of Violations: 2	Total Severity: 8	% of Total: 28.57%
Violation	Number of Occurrences	Viol. Severity	Total Severity
393.45DB:AIR BRAKE - AUDIBLE AIR LEAK AT A PROPER CONNECTIO	1	4	4
393.48ABIAD:AIR DISC BRAKE - INOPERATIVE OTHER THAN A STEERING	1	4	4
Viol. Group: Not used in SMS Calculation	# of Violations: 1	Total Severity: 0	% of Total: 0%
396.3A1BOS:BRAKES OUT OF SERVICE: The number of defective bra	1	0	0



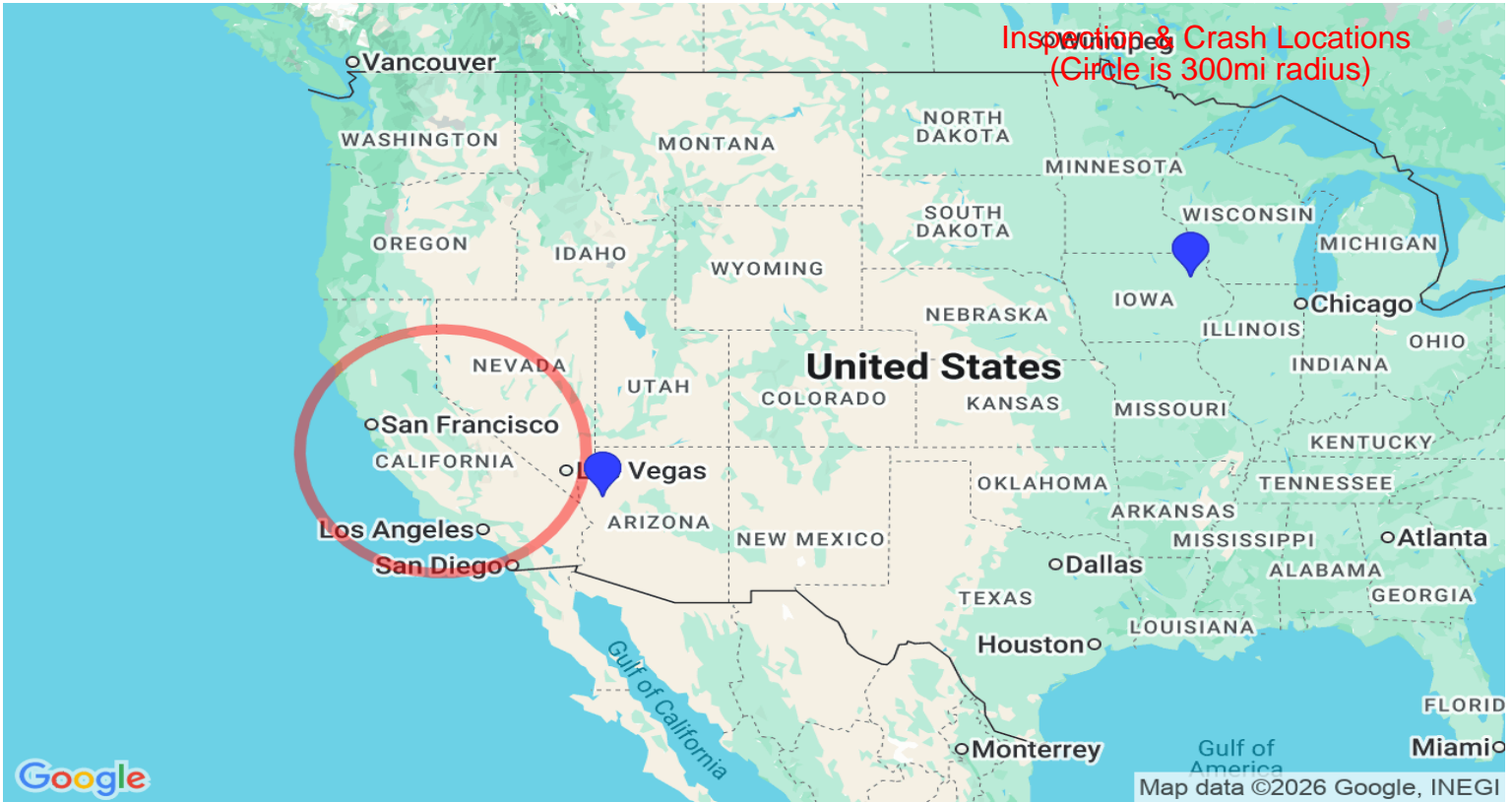
INSPECTION/CRASH MAP ToC

PU Inspection

Trailer Inspection

OOS Inspection

Crash



Equipment Ownership ToC Equipment Ownership (based on MCS-150 dated 3/21/2026)					
	Trucks	Tractors	Trailers	Motor Coaches	Vans
Owned	0	3	0	0	0
Term Leased	0	0	3	0	0
Trip Leased	0	0	0	0	0
Total No.	0	3	3	0	0

Equipment Details Power Units ToC									
VIN	Latest Insp Date	Year	Make	Model	Body Class	Body Type	Axles	Len	Fuel Type
3AKJHHR3MS MT9540	05/24/2026	2021	FREIGHTLINER	New Cascadia 126" Sleepercab	Truck-Tractor	-	-	-	Diesel
3AKJHHR0NS NC8480	03/08/2026	2022	FREIGHTLINER	Cascadia	Truck-Tractor	-	-	-	-

Equipment Details Trailers									
VIN	Latest Insp Date	Year	Make	Model	Body Class	Body Type	Axles	Len	Fuel Type
1GR1P0621RK5 35807	05/24/2026	2024	GREAT DANE TRAILERS	Great Dane Trailers	Trailer	-	2	53	Not Applicable



3H3V532K1SS0 10414	03/08/2026	2025	HYUNDAI TRANSLEAD TRAILERS	Hyundai Translead Trailers	Trailer	Box or Van Enclosed Trailer	2	53	Not Applicable
-----------------------	------------	------	----------------------------------	----------------------------------	---------	--------------------------------	---	----	----------------

Vehicle Age ToC

Year	# Power Units	PU Percentage	# Trailers	Trailres Percentage
2025	0	0.00%	1	50.00%
2024	0	0.00%	1	50.00%
2022	1	50.00%	0	0.00%
2021	1	50.00%	0	0.00%

Based on 24 months of inspection data, see the live report for more options

States of Power Unit Registrations ToC

State	AZ	IA
Number of Power Units	1	1

Equipment Acquisitions - Table ToC

	Power Units inspected for 1st time in past 12 months	Power Units inspected for 1st time in past 24 months	Power Units inspected during entire date range	Trailers inspected for 1st time in past 12 months	Trailers inspected for 1st time in past 24 months	Trailers inspected during entire date range
Unique VINs	2	0	0	2	0	0
Unique License Plates	2	0	0	2	0	0
License Plate States	1	0	0	1	0	0

Driver Details ToC Driver Details (based on MCS-150 dated 3/21/2026)

	Within 100 mi	Beyond 100 mi	TOTAL
# Drivers Interstate	0	3	3
# Drivers Intrastate	0	0	0
TOTAL	0	3	/

Avg. # Trip Lease Drivers/Mo: 0 # Drivers Grand Total: 3 # Drivers Commercially Licensed: 3

Shared VIN Summary ToC

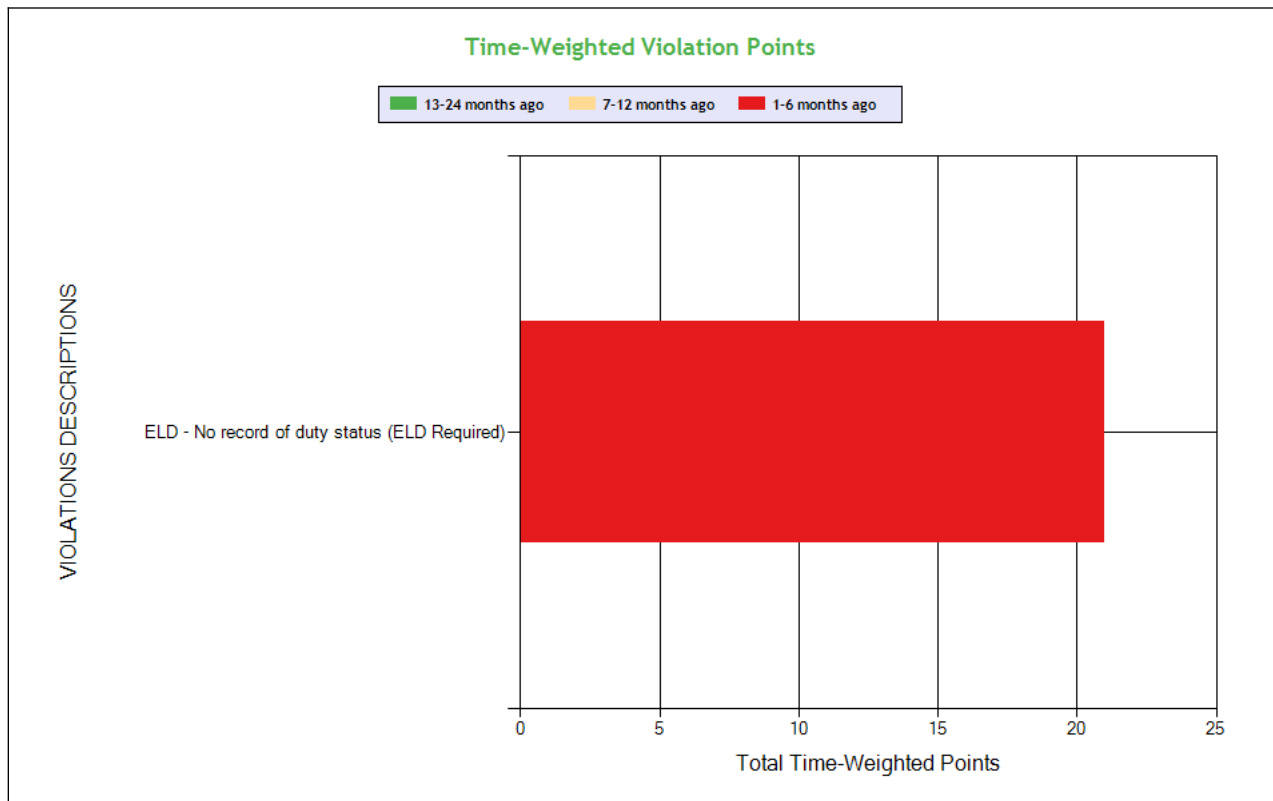
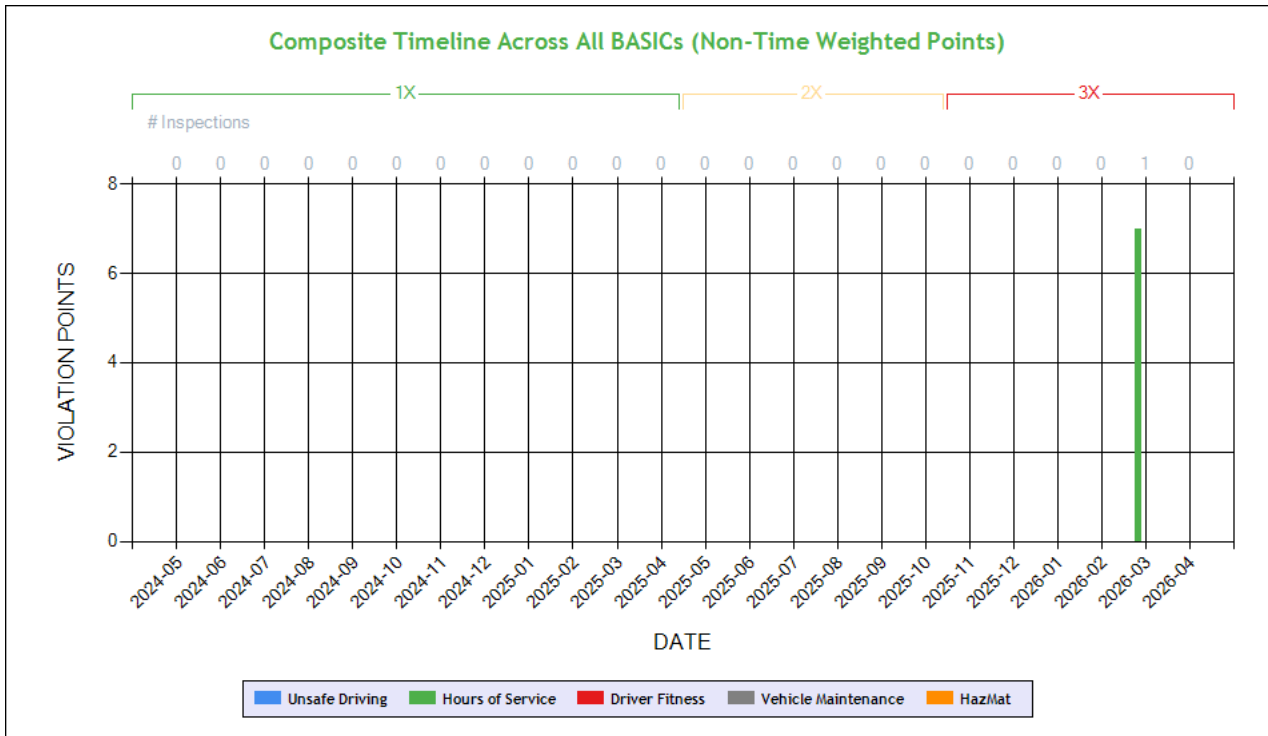
No Data

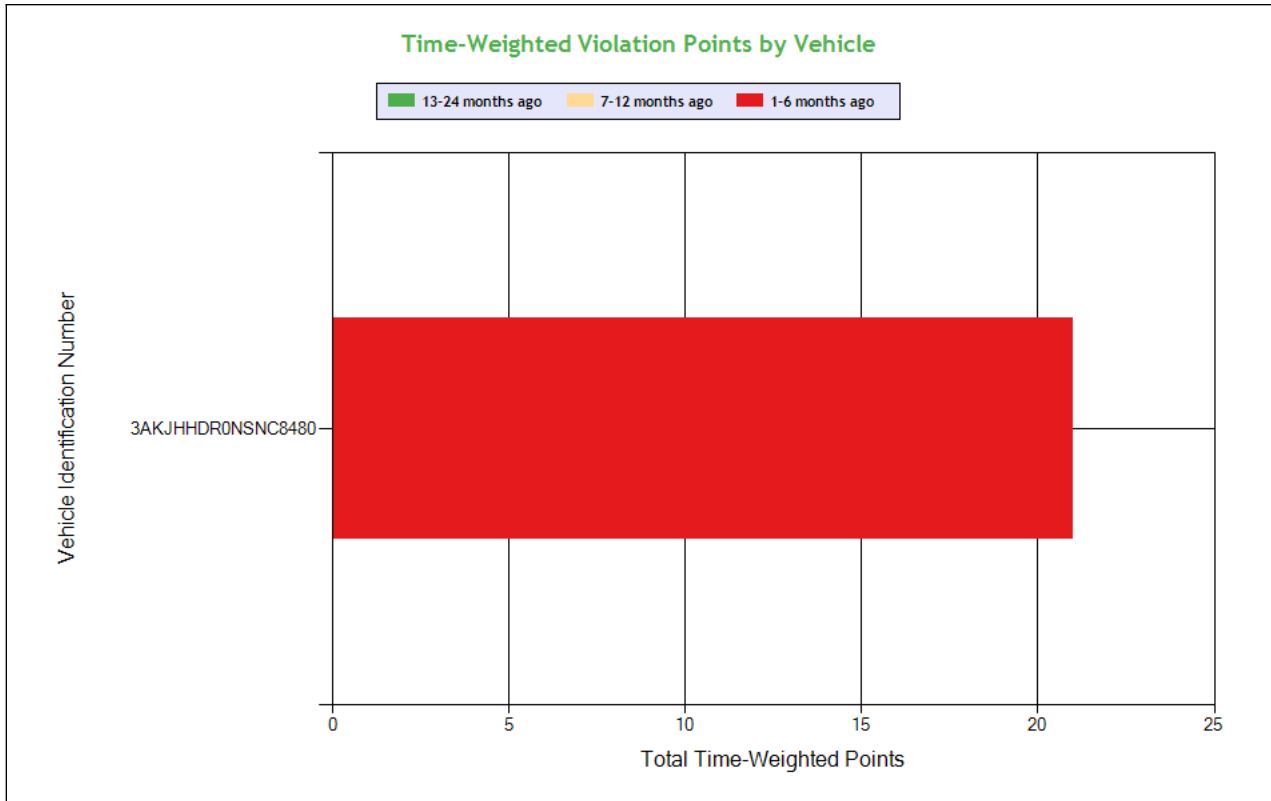
SHIPPERS DETAIL ToC based on Inspection results for the last 4 years

Shipper Name	Number of Inspections	Shipper Name	Number of Inspections
POLYLOOM CORP OF AMERI	1	USPS	1



Carrier Underwriting Report Safety Summary ToC





See the Excel file for the complete analysis

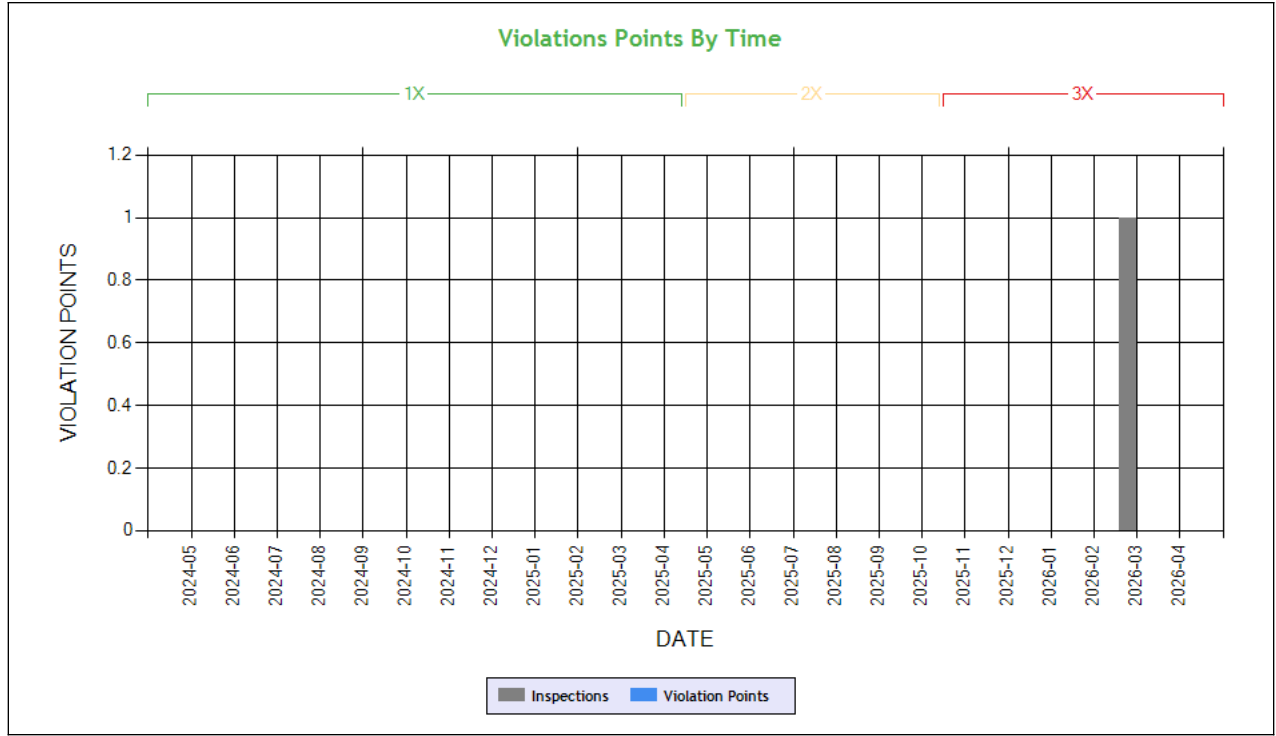
Violations is in (1-6/7-12/13-24mo)

Shaded = Out Of Service Violation			
Violation Group			Incomplete/Wrong Log
Violation Description	Total Time-weighted Points by VIN	% of Total Time-weighted Points by VIN	ELD - No record of duty status (ELD Required)
Driver Resp			Yes
Total Time-weighted Points			21
% Total Time-Wt Pts			100
3AKJHHR0NSNC8480	21	100	21 (1/0/0)



SAFETY ANALYSIS ToC

Unsafe Driving



Time-Weighted Violation Points - no data available to draw a chart

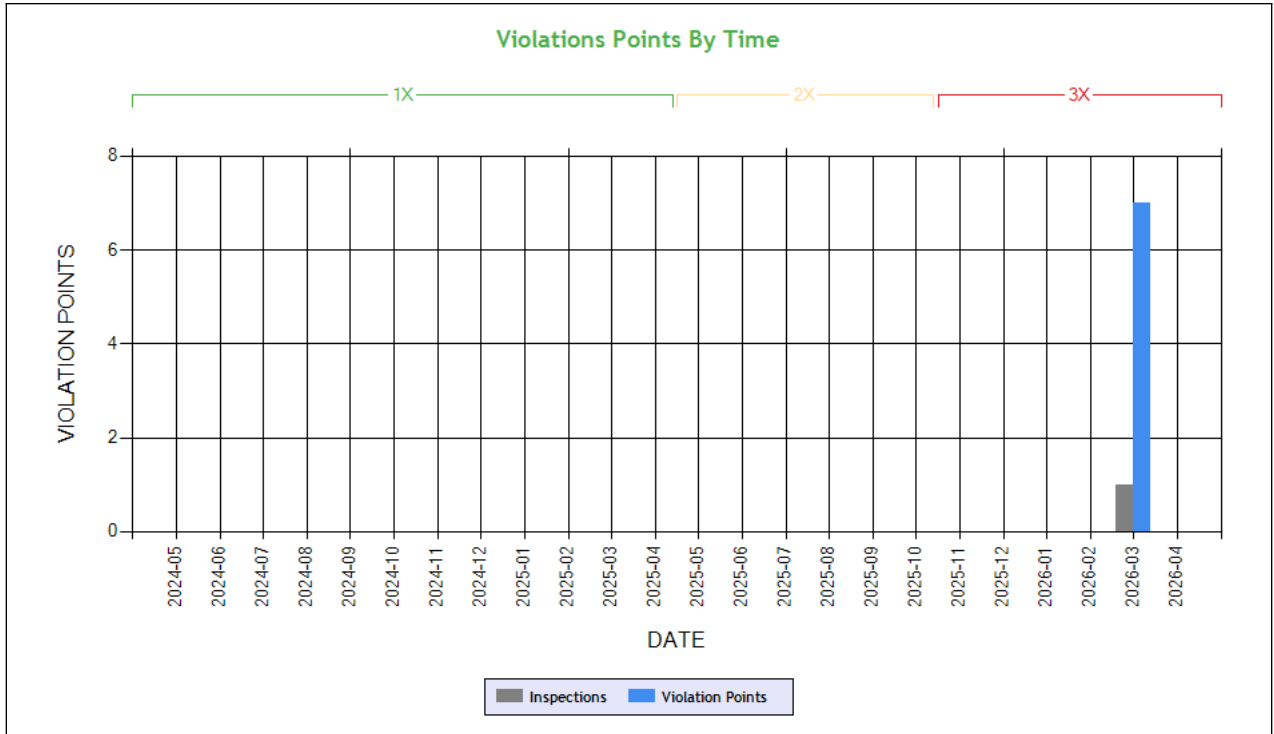
Time-Weighted Severity Points by Vehicle - no data available to draw a chart

See the Excel file for the complete analysis

Violations is in (1-6/7-12/13-24mo)

Shaded = Out Of Service Violation		
Violation Group		
Violation Description	Total Time-weighted Points by VIN	% of Total Time-weighted Points by VIN
Driver Resp		
Total Time-weighted Points		
% Total Time-Wt Pts		

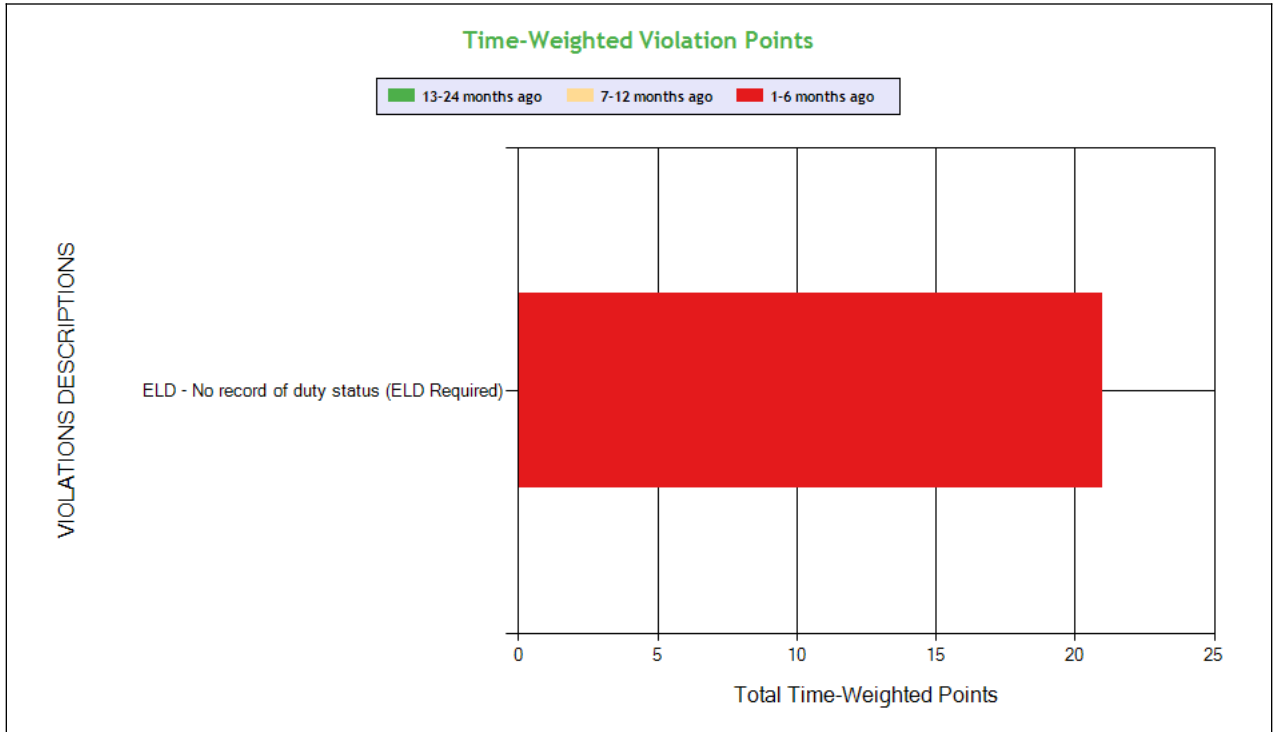
HOS Compliance



Carrier Software
 1-800-646-5152
 info@CarrierSoftware.com

CONFIDENTIAL - Intended for use by Amerigo Insurance Agency - Date: 6/3/2026

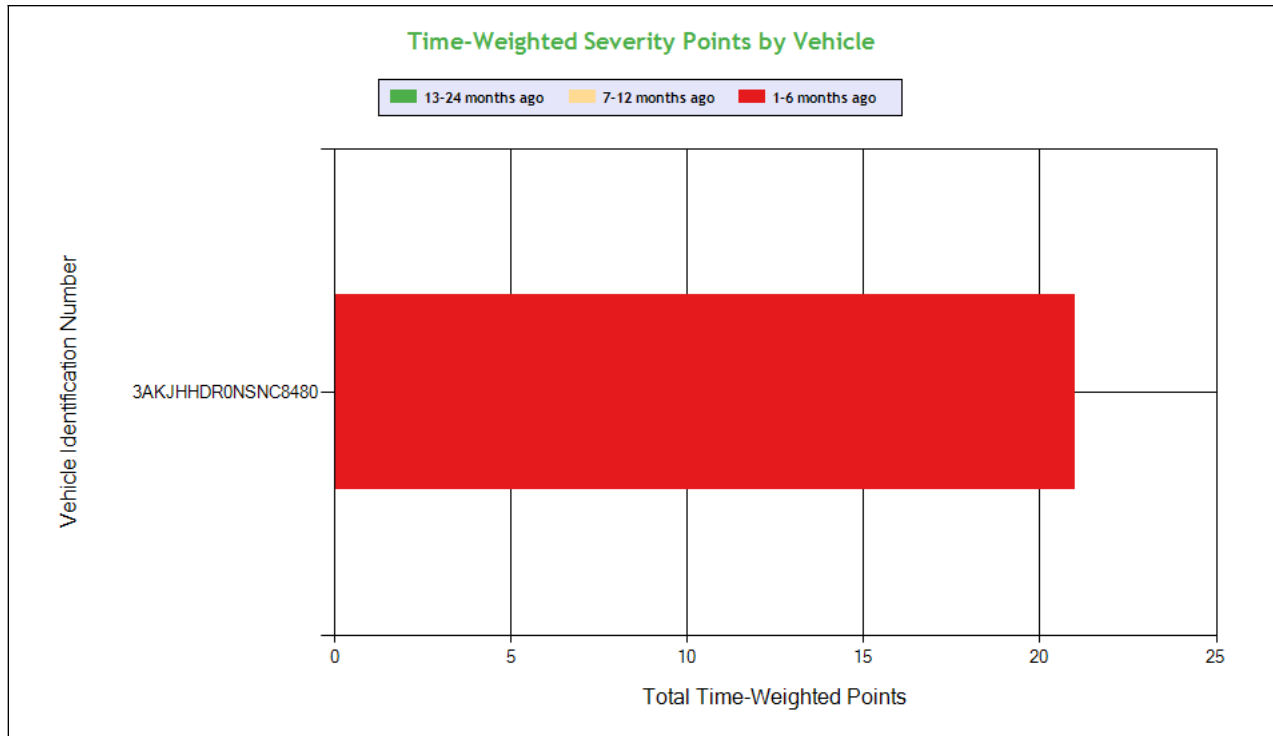
SVAG TRANSPORT INC - DOT# 4406592 / MC1736070



See the Excel file for the complete analysis

Violations is in (1-6/7-12/13-24mo)

Shaded = Out Of Service Violation



Carrier Software
 1-800-646-5152
 info@CarrierSoftware.com

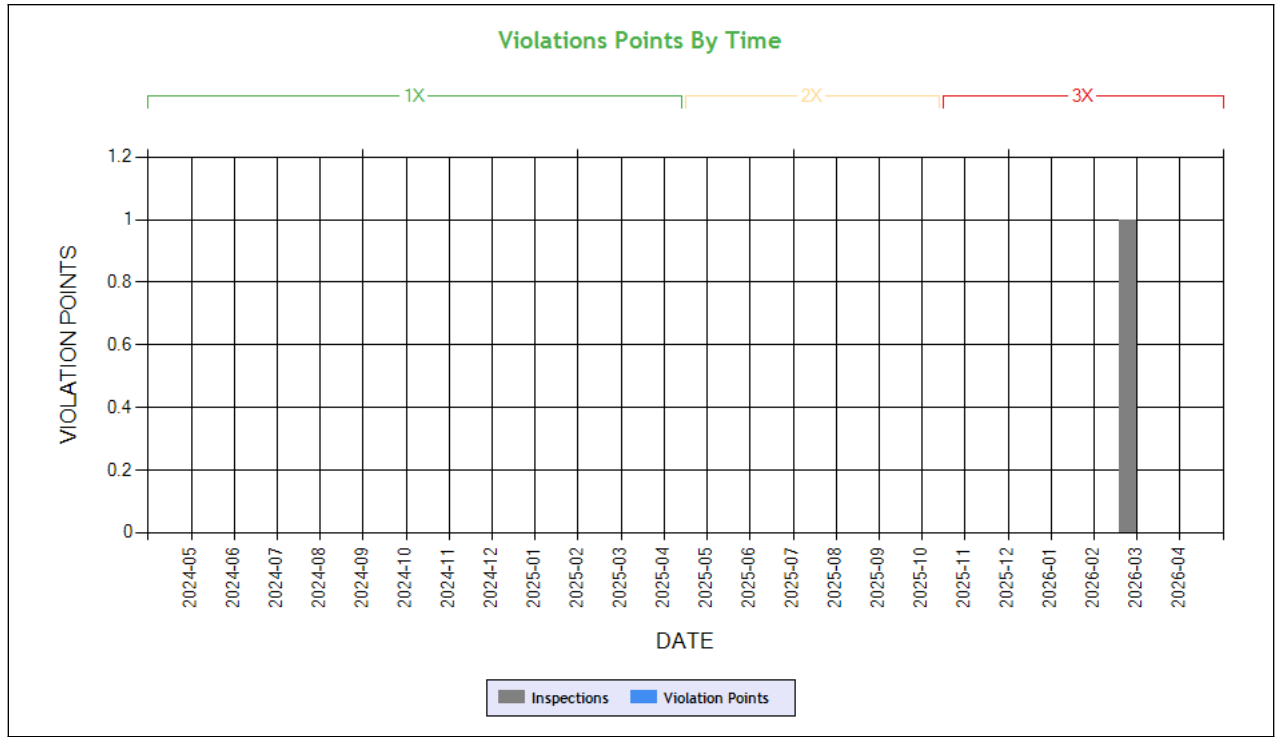
CONFIDENTIAL - Intended for use by Amerigo Insurance Agency - Date: 6/3/2026

SVAG TRANSPORT INC - DOT# 4406592 / MC1736070

Violation Group			Incomplete/Wrong Log
Violation Description	Total Time-weighted Points by VIN	% of Total Time-weighted Points by VIN	ELD - No record of duty status (ELD Required)
Driver Resp			Yes
Total Time-weighted Points			21
% Total Time-Wt Pts			100
3AKJHHR0NSNC8480	21	100	21 (1/0/0)



Driver Fitness



Time-Weighted Violation Points - no data available to draw a chart

Time-Weighted Severity Points by Vehicle - no data available to draw a chart

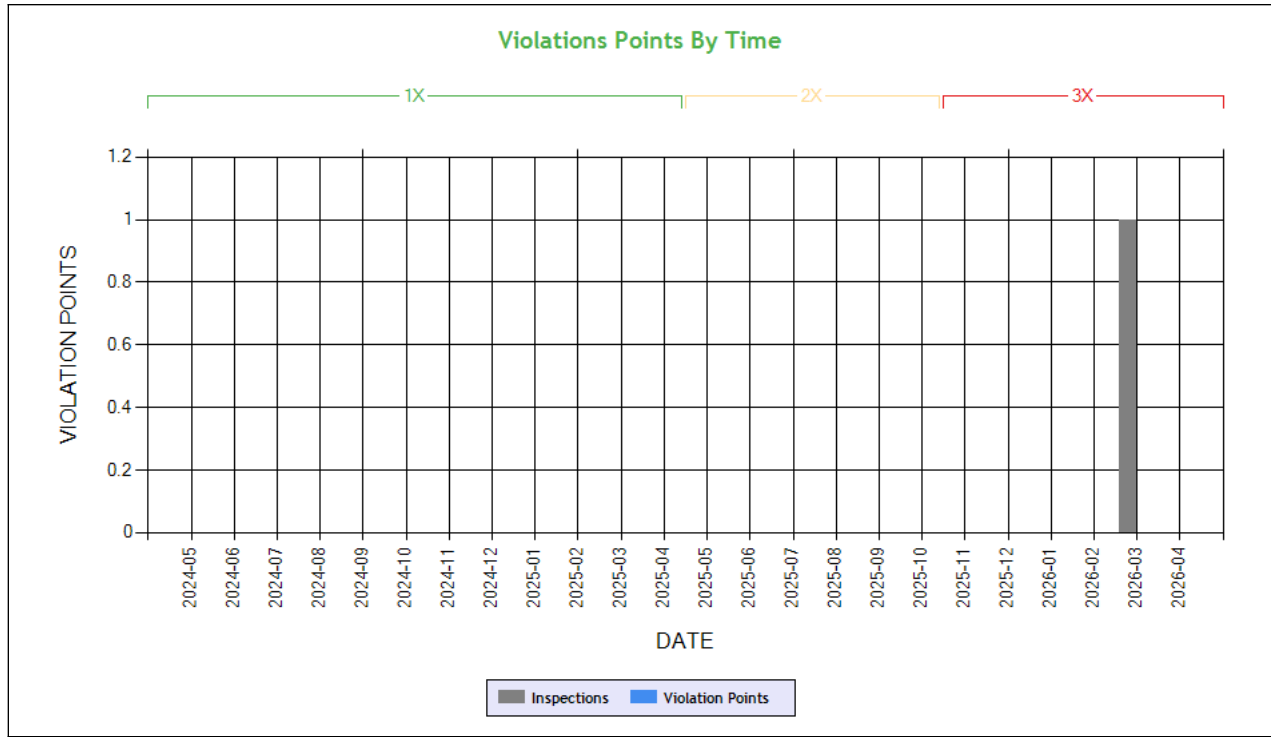
See the Excel file for the complete analysis

Violations is in (1-6/7-12/13-24mo)

Shaded = Out Of Service Violation		
Violation Group		
Violation Description	Total Time-weighted Points by VIN	% of Total Time-weighted Points by VIN
Driver Resp		
Total Time-weighted Points		
% Total Time-Wt Pts		



Vehicle Maintenance



Time-Weighted Violation Points - no data available to draw a chart

Time-Weighted Severity Points by Vehicle - no data available to draw a chart

See the Excel file for the complete analysis

Violations is in (1-6/7-12/13-24mo)

Shaded = Out Of Service Violation		
Violation Group		
Violation Description	Total Time-weighted Points by VIN	% of Total Time-weighted Points by VIN
Driver Resp		
Total Time-weighted Points		
% Total Time-Wt Pts		

COLOR CODED CRASH TABLE ToC

No crashes have been reported by the DOT on this Motor Carrier

Inspections with Shared Equipment ToC
Something went wrong while generating Inspections with Shared Equipment



LEGEND
Vehicle Information
Inspection for DOT # being analyzed
Inspection for Different DOT #
Crash Information for specific VIN

INSPECTION DETAILS for ALL Inspections

PDF shows the first 100 Power Unit & Trailer VINs with most recent inspections using data from the last 4 years

POWER UNIT Inspections Section

VIN: 3AKJHHDR3MSMT9540		Unit: Truck Tractor		Year: 2021	Make: FREIGHTLINER		
DOT No: 4406592		Docket No: MC1736070		Name: SVAG TRANSPORT INC		Interstate: Yes	
Date	Unit License	Unit Lic State	Violation Unit	Violation Description	Severity	OOS	Citation
05/24/2026	ZP73673	CA	D	395.30B1ELDDFR - HOS (ELD) - DRIVER FAILING TO REVIEW RECORDS AND CERTIFY THE ACCURACY OF THE INFORMATION.	1	No	
05/24/2026	ZP73673	CA	D	392.16D - DRIVER - FAILED TO USE SEAT BELT WHILE OPERATING A CMV.	7	No	
05/24/2026	ZP73673	CA	D	395.3A3IHOSPDIT - HOS (PROPERTY) - DRIVING MORE THAN 11 HOURS FOLLOWING 10 CONSECUTIVE HOURS OFF DUTY AT THE TIME OF INSPECTION. TIME:	7	No	
05/24/2026	ZP73673	CA	D	395.8EHOSPDELDT	0	No	
DOT No: 1137660		Docket No: MC458854		Name: HOGAN DEDICATED SERVICES LLC		Interstate: Yes	
Date	Unit License	Unit Lic State	Violation Unit	Violation Description	Severity	OOS	Citation
11/27/2024	40KS1A	MO	-	-	-	-	-
08/09/2024	40KS1A	MO	-	-	-	-	-
03/31/2023	40KS1A	MO	1	393.75A3 - Tire -flat and/or audible air leak	8	Yes	EB4002962

VIN: 3AKJHHDR0NSNC8480		Unit: Truck Tractor		Year: 2022	Make: FREIGHTLINER		
DOT No: 4406592		Docket No: MC1736070		Name: SVAG TRANSPORT INC		Interstate: Yes	
Date	Unit License	Unit Lic State	Violation Unit	Violation Description	Severity	OOS	Citation
03/08/2026	ZP68338	CA	D	395.8AELD - ELD - No record of duty status (ELD Required)	5	Yes	
03/08/2026	ZP68338	CA	1	392.2RG - State vehicle registration or License Plate violation	0	No	
DOT No: 728630		Docket No: MC333604		Name: FAF LLC		Interstate: Yes	
Date	Unit License	Unit Lic State	Violation Unit	Violation Description	Severity	OOS	Citation
04/27/2024	PWT8207	OH	-	-	-	-	-
06/22/2022	PWT8207	OH	1	393.47E - Clamp/Roto-Chamber type brake(s) out of adjustment	4	No	

TRAILER Inspections Section

VIN: 3AKJHHDR3MSMT9540		Unit: Truck Tractor		Year: 2021	Make: FREIGHTLINER		
DOT No: 4406592		Docket No: MC1736070		Name: SVAG TRANSPORT INC		Interstate: Yes	



Date	Unit License	Unit Lic State	Violation Unit	Violation Description	Severity	OOS	Citation
05/24/2026	ZP73673	CA	D	395.30B1ELDDFR - HOS (ELD) - DRIVER FAILING TO REVIEW RECORDS AND CERTIFY THE ACCURACY OF THE INFORMATION.	1	No	
05/24/2026	ZP73673	CA	D	392.16D - DRIVER - FAILED TO USE SEAT BELT WHILE OPERATING A CMV.	7	No	
05/24/2026	ZP73673	CA	D	395.3A3IHOSPDIT - HOS (PROPERTY) - DRIVING MORE THAN 11 HOURS FOLLOWING 10 CONSECUTIVE HOURS OFF DUTY AT THE TIME OF INSPECTION. TIME:	7	No	
05/24/2026	ZP73673	CA	D	395.8EHOSPDELDT	0	No	
DOT No: 1137660		Docket No: MC458854		Name: HOGAN DEDICATED SERVICES LLC		Interstate: Yes	
Date	Unit License	Unit Lic State	Violation Unit	Violation Description	Severity	OOS	Citation
11/27/2024	40KS1A	MO	-	-	-	-	-
08/09/2024	40KS1A	MO	-	-	-	-	-
03/31/2023	40KS1A	MO	1	393.75A3 - Tire -flat and/or audible air leak	8	Yes	EB4002962

VIN: 3AKJHHR0NSNC8480		Unit: Truck Tractor		Year: 2022	Make: FREIGHTLINER		
DOT No: 4406592		Docket No: MC1736070		Name: SVAG TRANSPORT INC		Interstate: Yes	
Date	Unit License	Unit Lic State	Violation Unit	Violation Description	Severity	OOS	Citation
03/08/2026	ZP68338	CA	D	395.8AELD - ELD - No record of duty status (ELD Required)	5	Yes	
03/08/2026	ZP68338	CA	1	392.2RG - State vehicle registration or License Plate violation	0	No	
DOT No: 728630		Docket No: MC333604		Name: FAF LLC		Interstate: Yes	
Date	Unit License	Unit Lic State	Violation Unit	Violation Description	Severity	OOS	Citation
04/27/2024	PWT8207	OH	-	-	-	-	-
06/22/2022	PWT8207	OH	1	393.47E - Clamp/Roto-Chamber type brake(s) out of adjustment	4	No	

Inspection Summary By Month (based on inspections from the last 4 years) ToC						
Year-Month	Number of Inspections	Number of Power Units	Total Violations	Total OOS Inspections	Total Severity Points	Number of Crashes
2026-05	1	1	20	1	23	0
2026-03	1	1	2	1	5	0

Note: The most recent month's counts may not include all the inspections for that month.

VIN Inspection Violation Details ToC									
# of VINs: 4 # of Insp: 4 Severity Weight: 49 Avg. Weight/VIN: 12.3 (based on inspections in the last 4 years, showing top 50 VINs inspected most recently)									
VIN 1GR1P0621RK535807		# of Inspections: 1		Total Severity: 16		Percentage of Total: 32.65%		Avg. Weight Per Inspection: 16.0	
Inspection Date	Inspection ID	Inspection State	Location Description	Total Severity	# of Violations	Shipper Name	Inspection Level	Post Accident	Out of Service
05/24/2026	87950592	AZ	LAKE HAVASU CITY AZ	16	5	POLYLOOM CORP OF AMERI	2	No	Yes
BASIC		Unit Type		Severity		Description		Out of Service	
Hours-Of-Service Compliance		Semi Trailer		7		395.3A3IHOSPDIT:HOS (PROPERTY) - DRIVING MORE THAN 11 HOURS FOLLOW		No	
Vehicle Maintenance		Semi Trailer		4		393.45DB:AIR BRAKE - AUDIBLE AIR LEAK AT A PROPER CONNECTIO		No	
Vehicle Maintenance		Semi Trailer		4		393.48ABIAD:AIR DISC BRAKE - INOPERATIVE OTHER THAN A STEERING		No	
Hours-Of-Service Compliance		Semi Trailer		1		395.30B1ELDDFR:HOS (ELD) - DRIVER FAILING TO REVIEW RECORDS AND C		No	
Vehicle Maintenance		Semi Trailer		0		396.3A1BOS:BRAKES OUT OF SERVICE: The number of defective bra		Yes	
VIN 3AKJHHR3MSMT9540		# of Inspections: 1		Total Severity: 23		Percentage of Total: 46.94%		Avg. Weight Per Inspection: 23.0	
Inspection Date	Inspection ID	Inspection State	Location Description	Total Severity	# of Violations	Shipper Name	Inspection Level	Post Accident	Out of Service
05/24/2026	87950592	AZ	LAKE HAVASU CITY AZ	23	7	POLYLOOM CORP OF AMERI	2	No	Yes
BASIC		Unit Type		Severity		Description		Out of Service	
Unsafe Driving		Truck Tractor		7		392.16D:DRIVER - FAILED TO USE SEAT BELT WHILE OPERATING A		No	



Hours-Of-Service Compliance		Truck Tractor		7	395.3A3IHOSPDIT:HOS (PROPERTY) - DRIVING MORE THAN 11 HOURS FOLLOW		No		
Vehicle Maintenance		Truck Tractor		4	393.45DB:AIR BRAKE - AUDIBLE AIR LEAK AT A PROPER CONNECTIO		No		
Vehicle Maintenance		Truck Tractor		4	393.48ABIAD:AIR DISC BRAKE - INOPERATIVE OTHER THAN A STEERING		No		
Hours-Of-Service Compliance		Truck Tractor		1	395.30B1ELDDFR:HOS (ELD) - DRIVER FAILING TO REVIEW RECORDS AND C		No		
Vehicle Maintenance		Truck Tractor		0	396.3A1BOS:BRAKES OUT OF SERVICE: The number of defective bra		Yes		
		Truck Tractor		0	395.8EHOSPDELDT		No		
VIN 3AKJHHR0NSNC8480		# of Inspections: 1		Total Severity: 5		Percentage of Total: 10.20%		Avg. Weight Per Inspection: 5.0	
Inspection Date	Inspection ID	Inspection State	Location Description	Total Severity	# of Violations	Shipper Name	Inspection Level	Post Accident	Out of Service
03/08/2026	87251688	IA	I80 WB STOCKTON EXIT	5	2	USPS	3	No	Yes
BASIC		Unit Type		Severity		Description		Out of Service	
Hours-Of-Service Compliance		Truck Tractor		5		395.8AELD:ELD - No record of duty status (ELD Required)		Yes	
		Truck Tractor		0		392.2RG:State vehicle registration or License Plate violat		No	
VIN 3H3V532K1SS010414		# of Inspections: 1		Total Severity: 5		Percentage of Total: 10.20%		Avg. Weight Per Inspection: 5.0	
Inspection Date	Inspection ID	Inspection State	Location Description	Total Severity	# of Violations	Shipper Name	Inspection Level	Post Accident	Out of Service
03/08/2026	87251688	IA	I80 WB STOCKTON EXIT	5	1	USPS	3	No	Yes
BASIC		Unit Type		Severity		Description		Out of Service	
Hours-Of-Service Compliance		Semi Trailer		5		395.8AELD:ELD - No record of duty status (ELD Required)		Yes	

Inspection History ToC							Severity Weight	Time Weight
Inspection Date	Report Number	Report State	PU VIN	TR VIN				
05/24/2026	7540002445	AZ	3AKJHHR3MSMT9540 - Truck Tractor	1GR1P0621RK535807 - Semi Trailer				3
Trailer Violation - Vehicle Maintenance Violation: 393.45DB - AIR BRAKE - AUDIBLE AIR LEAK AT A PROPER CONNECTION.							4	
Power Unit Violation - Hours-Of-Service (HOS) Compliance Violation: 395.30B1ELDDFR - HOS (ELD) - DRIVER FAILING TO REVIEW RECORDS AND CERTIFY THE ACCURACY OF THE INFORMATION.							1	
Trailer Violation - OOS Vehicle Maintenance Violation: 396.3A1BOS - Inspection, Repair And Maintenance							0	
Trailer Violation - Vehicle Maintenance Violation: 393.48ABIAD - AIR DISC BRAKE - INOPERATIVE OTHER THAN A STEERING AXLE.							4	
Power Unit Violation - Unsafe Driving Violation: 392.16D - DRIVER - FAILED TO USE SEAT BELT WHILE OPERATING A CMV.							7	
Power Unit Violation - Hours-Of-Service (HOS) Compliance Violation: 395.3A3IHOSPDIT - HOS (PROPERTY) - DRIVING MORE THAN 11 HOURS FOLLOWING 10 CONSECUTIVE HOURS OFF DUTY AT THE TIME OF INSPECTION. TIME:							7	
Power Unit Violation - State/Local Laws Violation: 395.8EHOSPDELDT							0	
03/08/2026	000P13RCN9	IA	3AKJHHR0NSNC8480 - Truck Tractor	3H3V532K1SS010414 - Semi Trailer				3
Power Unit Violation - OOS Hours-Of-Service (HOS) Compliance Violation: 395.8AELD - ELD - No record of duty status (ELD Required)							5	
Power Unit Violation - State/Local Laws Violation: 392.2RG - State vehicle registration or License Plate violation							0	
Only the first 20 inspections are shown. See the live report for more data.								

Crash Hot Spots ToC					
State	Level 1 (lowest crash frequency)	Level 2	Level 3	Level 4	Level 5 (highest crash frequency)
Iowa	0	1	0	0	0
Total	0	1	0	0	0
Company Level: 2					

Equipment and Driver Details ToC						
MCS-150 Date	Equipment (Owned/Leased/Trip)			Driver Details		
	Tractors	Straight Trucks	Trailers	CDL's	Interstate	Intrastate
03/21/2026	3/0/0	0/0/0	0/3/0	3	3	0



Carrier Software
1-800-646-5152
info@CarrierSoftware.com

CONFIDENTIAL - Intended for use by Amerigo Insurance Agency - Date: 6/3/2026

SVAG TRANSPORT INC - DOT# 4406592 / MC1736070

10/06/2025	2/0/0	0/0/0	0/2/0	2	1	0
06/12/2025	1/0/0	0/0/0	0/0/0	1	0	0
03/28/2025	1/0/0	0/0/0	0/0/0	1	0	0

No data for Chameleon Type 1

No data for Chameleon Type 2