



Table of Contents

| | |
|--------------------------------------|--|
| 1. Overview | 2. BASIC Scores History |
| 3. BASIC Measures | 4. KPI: BASIC Measures by Cargo Group |
| 5. Estimated ISS Score | 6. Investigation Results |
| 7. Penalties History | 8. Acute Critical Violations |
| 9. Red Flag Violation Details | 10. DOT Registration Information |
| 11. DOT MCS-150 History | 12. Crash Summary |
| 13. Inspection Summary | 14. KPI: Inspection Viol OOS Rates by Cargo Group |
| 15. FHWA Registration Information | 16. FHWA Insurance Information |
| 17. FHWA Authorities | 18. Severe Violations |
| 19. Violation Report | 20. Violation Summary |
| 21. Violation Enforcement Chronology | 22. Inspection Violations & OOS Counts |
| 23. Radius Of Operation | 24. Inspection & Crash Locations |
| 25. Cargo Hot Spots | 26. Inspection Violations & OOS Chronology |
| 27. Percent of Insp & Crash by State | 28. VIN Insp Summary by State |
| 29. Violations By Unit Type | 30. Inspection/Crash Map |
| 31. Equipment Ownership | 32. Equipment Details |
| 33. Vehicle Age | 34. States of Power Unit Registrations |
| 35. Equipment Acquisitions | 36. Driver Details |
| 37. Shared VIN Summary | 38. Shipper Table |
| 39. Safety Summary | 40. Safety Details |
| 41. Crash Detail Color Coded PDF | 42. Inspections with Shared Equipment |
| 43. Inspection Tabular Details | 44. Inspection Summary By Month |
| 45. VIN Inspection Violation Details | 46. Inspection History |
| 47. Crash Hot Spots | 48. DOT MCS-150 History Equipment and Driver Details |
| 49. Chameleon | |



Business Address

417 E WALNUT ST
 LODI, CA
 95240

Contact Info

(209)-445-9365
 MUAVIATRUCKING@GMAIL.COM

FHWA Address

417 E WALNUT ST
 LODI,CA,95240
 Phone:(209)-445-9365

Mailing Address

417 E WALNUT ST
 LODI, CA
 95240-2929

Overview ToC

Operating Status: AUTHORIZED FOR Property
 One other company viewed this DOT in the past two months
Crash/PU ratio: 0.0%
Clean Inspection ratio: No inspections

Estimated BASIC Scores (as of 2/27/2026)

| | Unsafe Driving | Hours of Service | Driver Fitness | Controlled Sub. and Alcohol | Vehicle Maintenance | HM Compliance | Crash |
|------------------------|----------------|------------------|----------------|-----------------------------|---------------------|---------------|-------|
| Relative Scores | 0% ○ | 0% ○ | 0% ○ | 0% ○ | 0% ○ | 0% ○ | 0% ○ |
| Alert Status | No | No | No | No | No | No | No |



Estimated Inspection Selection System (ISS) Score: 63
Category: Optional Inspect

* The Estimated ISS score is based on Insufficient Data Algorithm *

BASIC Scores History - Unsafe Driving ToC

There are no Scores for this BASIC

BASIC Scores History - Hours of Service ToC

There are no Scores for this BASIC

BASIC Scores History - Driver Fitness ToC

There are no Scores for this BASIC

BASIC Scores History - Controlled Substance ToC

There are no Scores for this BASIC



| |
|---|
| BASIC Scores History - Vehicle Maintenance ToC |
| There are no Scores for this BASIC |

| |
|---|
| BASIC Scores History - Crash ToC |
| There are no Scores for this BASIC |

| |
|--|
| BASIC Scores History - Hazmat ToC |
| There are no Scores for this BASIC |

| |
|---|
| BASIC Measures: Violation Points per Inspection Trends ToC |
|---|

No inspection violations

| |
|-------------------------------------|
| BASIC Measures * - Table ToC |
|-------------------------------------|

| UD-Unsafe Driving, HOS-Hours of Service, DF-Driver Fitness, CS-Controlled Substances, VM-Vehicle Maintenance | | | | | | | | | | | | | | | |
|--|------------|-------|--------------|-------------|--------|---------------|------------|-------|--------------|------------|-------|--------------|------------|-------|--------------|
| Date | UD Measure | UD AC | UD with Viol | HOS Measure | HOS AC | HOS with Viol | DF Measure | DF AC | DF with Viol | CS Measure | CS AC | CS with Viol | VM Measure | VM AC | VM with Viol |
| 02/2026 | 0.00 | N | 0 | 0.00 | N | 0 | 0.00 | N | 0 | 0.00 | N | 0 | 0.00 | N | 0 |
| 01/2026 | 0.00 | N | 0 | 0.00 | N | 0 | 0.00 | N | 0 | 0.00 | N | 0 | 0.00 | N | 0 |
| 12/2025 | 0.00 | N | 0 | 0.00 | N | 0 | 0.00 | N | 0 | 0.00 | N | 0 | 0.00 | N | 0 |
| 11/2025 | 0.00 | N | 0 | 0.00 | N | 0 | 0.00 | N | 0 | 0.00 | N | 0 | 0.00 | N | 0 |
| 10/2025 | 0.00 | N | 0 | 0.00 | N | 0 | 0.00 | N | 0 | 0.00 | N | 0 | 0.00 | N | 0 |
| 09/2025 | 0.00 | N | 0 | 0.00 | N | 0 | 0.00 | N | 0 | 0.00 | N | 0 | 0.00 | N | 0 |
| 08/2025 | 0.00 | N | 0 | 0.00 | N | 0 | 0.00 | N | 0 | 0.00 | N | 0 | 0.00 | N | 0 |
| 07/2025 | 0.00 | N | 0 | 0.00 | N | 0 | 0.00 | N | 0 | 0.00 | N | 0 | 0.00 | N | 0 |
| 06/2025 | 0.00 | N | 0 | 0.00 | N | 0 | 0.00 | N | 0 | 0.00 | N | 0 | 0.00 | N | 0 |
| 05/2025 | 0.00 | N | 0 | 0.00 | N | 0 | 0.00 | N | 0 | 0.00 | N | 0 | 0.00 | N | 0 |

* BASIC Measures are the absolute SMS scores that are compared within each Safety Event Group to determine the BASIC Score percentiles.

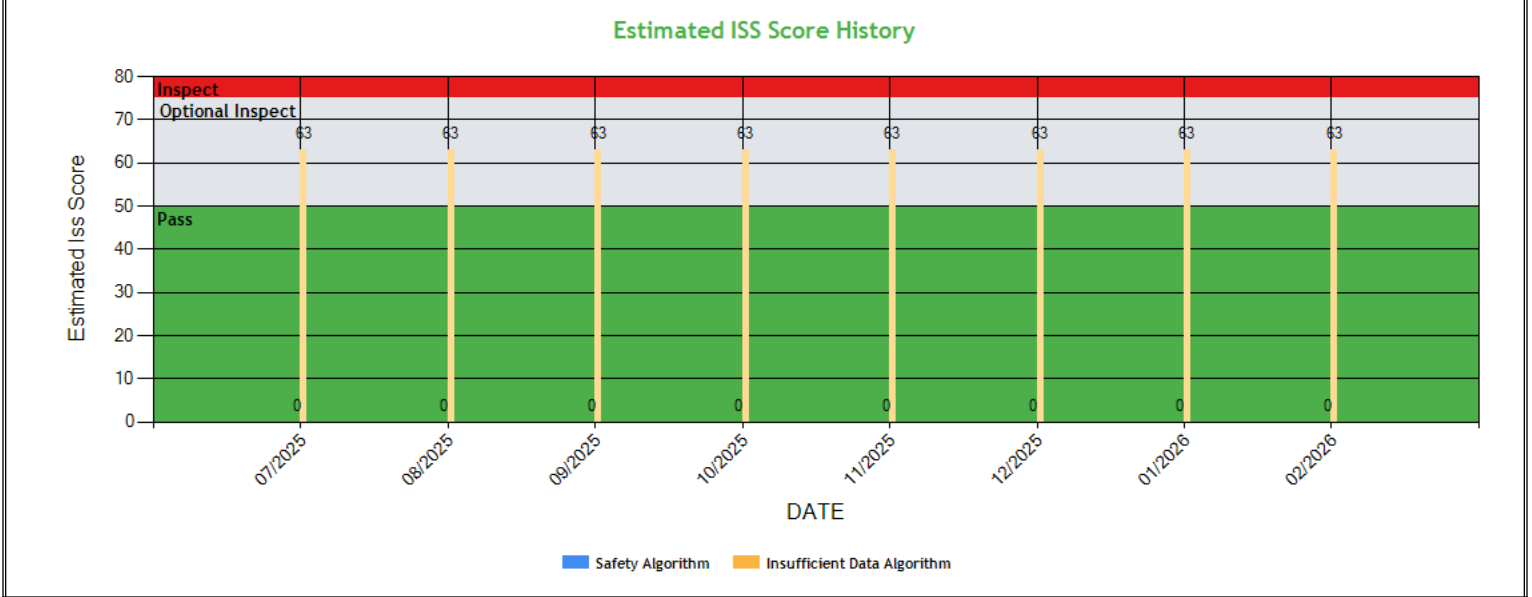
| |
|--|
| KPI: BASIC Measures by Fleet Size and Cargo Group ToC |
|--|

| Fleet Size: 1-5 PUs | | | | | | | | | | | | | | | |
|--------------------------|----------------|---------------|------------------|---------------|----------------|---------------|----------------------|---------------|---------------------|---------------|---------------|---------------|-------|---------------|--|
| Cargo Group (Companies) | Unsafe Driving | | Hours of Service | | Driver Fitness | | Controlled Substance | | Vehicle Maintenance | | HM Compliance | | Crash | | |
| | Avg. | Comp. to Avg. | Avg. | Comp. to Avg. | Avg. | Comp. to Avg. | Avg. | Comp. to Avg. | Avg. | Comp. to Avg. | Avg. | Comp. to Avg. | Avg. | Comp. to Avg. | |
| General Freight (484124) | 0.76 | Better | 0.21 | Better | 0.22 | Better | 0.01 | Better | 1.89 | Better | 0.01 | Better | 0.06 | Better | |
| MUAVIA TRUCKING INC | 0.00 | | 0.00 | | 0.00 | | 0.00 | | 0.00 | | 0.00 | | 0.00 | | |



Estimated ISS Score History - Chart ToC

About the Inspection Selection System



Estimated ISS Score History - Table ToC

| Date | Estimated ISS Score | Recommendation | Algorithm |
|------------|---------------------|------------------|-----------------------------|
| 02/27/2026 | 63 | Optional Inspect | Insufficient Data Algorithm |
| 01/30/2026 | 63 | Optional Inspect | Insufficient Data Algorithm |
| 12/26/2025 | 63 | Optional Inspect | Insufficient Data Algorithm |
| 11/28/2025 | 63 | Optional Inspect | Insufficient Data Algorithm |
| 10/31/2025 | 63 | Optional Inspect | Insufficient Data Algorithm |
| 09/26/2025 | 63 | Optional Inspect | Insufficient Data Algorithm |
| 08/29/2025 | 63 | Optional Inspect | Insufficient Data Algorithm |
| 07/25/2025 | 63 | Optional Inspect | Insufficient Data Algorithm |
| 06/30/2025 | 63 | Optional Inspect | Insufficient Data Algorithm |
| 05/31/2025 | 63 | Optional Inspect | Insufficient Data Algorithm |

Investigation Results ToC

No Investigations reported on FMCSA website

Penalties History ToC

There is a problem with the Penalties data on FMCSA website.

Acute Critical Violations (Based on Investigations as per CSA Methodology Appendix A) ToC

No Data

No red flag violations in the last 24 months



| DOT Registration Information: The following information on this specific DOT # is from the Federal DOT (as of Operating Authority) | | | | | |
|--|----------------------|-----------------------------|-------------------------|--------------------------|-------------------------------------|
| DOT Registration: 05/26/2025 | | Total Power Units: 1 | Total Trucks: 1 | Total Trailers: 1 | Total Passenger Vehicles: 0 |
| Status | Entity Type | Organization Type | Nation | Total Cars | Drivers / CDL Drivers |
| A | C | - | US | 0 | 1* / 1 |
| MCS-150 Date | Op Codes | Shipper Op Codes | Shipper HazMat Op Codes | Latest Review Type | Latest Review Document Number(Date) |
| 12/09/2025 | A | | | | () |
| MCS-150 Mileage (Year) | Record Update Date | Transports Hazmats | DOT Census Date | Recordable Accident Rate | Preventable Accident Rate |
| 10,000 (2025) | 12/09/2025 | N | | 0% | 0% |
| MCS-151 Mileage | Safety Rating (Date) | SEA Accident | SEA Driver | SEA Vehicle | SEA Management |
| 0 | None (None) | 0% | 0% | 0% | 0% |
| Classification Codes | | Cargo Carried (per MCS-150) | | | |
| Authorized-For-Hire | | General Freight | | | |

| DOT MCS-150 History ToC | | | (as of 12/16/2025 DOT census) | | | | | | |
|-------------------------|--------------|-----------------|-------------------------------|-------------|---------|----------|-----------------|--------------|--------------------------|
| Census Date | MCS-150 Date | MCS-150 Mileage | VMT Year | Power Units | Drivers | Trailers | Company Rep1 | Company Rep2 | Email |
| 12/16/2025 | 12/9/2025 | 10000 | 2025 | 1 | 1 | - | MUHAMMAD FAIZAN | | MUAVIATRUCKING@GMAIL.COM |
| 6/14/2025 | 6/11/2025 | 0 | | 1 | 1 | - | MUHAMMAD FAIZAN | | MUAVIATRUCKING@GMAIL.COM |
| 5/29/2025 | 5/26/2025 | 0 | | 1 | 1 | - | MUHAMMAD FAIZAN | | MUAVIATRUCKING@GMAIL.COM |

| Crash Summary Chart ToC Crashes Summary - Chart (based on all available crash data) |
|---|
| No Data |

| Crashes Summary - Table (based on all available crash data) ToC | | | | | | | | | | |
|---|-------|---------------|-------------|--------------|--------------|--------------|--------------|--------------|--------------|----------------|
| | TOTAL | Last 6 months | 7-12 months | 13-18 months | 19-24 months | 25-30 months | 30-36 months | 37-41 months | 42-48 months | Over 49 months |
| Total Reportable | 0 | 0 | 0 | 0 | 0 | 0 | 0 | 0 | 0 | 0 |
| Fatalities | 0 | 0 | 0 | 0 | 0 | 0 | 0 | 0 | 0 | 0 |
| Injuries | 0 | 0 | 0 | 0 | 0 | 0 | 0 | 0 | 0 | 0 |
| Tow Away | 0 | 0 | 0 | 0 | 0 | 0 | 0 | 0 | 0 | 0 |
| With Citations | 0 | 0 | 0 | 0 | 0 | 0 | 0 | 0 | 0 | 0 |
| Federal Recordable | 0 | 0 | 0 | 0 | 0 | 0 | 0 | 0 | 0 | 0 |
| Preventable | 0 | 0 | 0 | 0 | 0 | 0 | 0 | 0 | 0 | 0 |
| Crash per Pwr Unit | - | 0.0% | 0.0% | 0.0% | 0.0% | 0.0% | 0.0% | 0.0% | 0.0% | - |

| Inspection Summary ToC | | | |
|--|---|---|---|
| The following inspection information is based on results for 24 months prior to: 04/14/2026. Please note that the total inspections number is not necessarily the total of the vehicle, driver and hazmat inspections, as one inspection may have included any combination of the below inspections. | | | |
| Overall | Vehicle | Driver | Hazmat |
| (Please note that the total inspections number is not necessarily the total of the vehicle, driver and hazmat inspections, as one inspection may have included any combination of the below inspections) Total Inspections: 0 Total Out of Service: 0 Out of Service: 0% National Average: 21.02% Difference: -21.02% | Total Inspections: 0 Total Out of Service: 0 Out of Service: 0.00% National Average: 24.98% Difference: -24.98% | Total Inspections: 0 Total Out of Service: 0 Out of Service: 0.00% National Average: 6.85% Difference: -6.85% | Total Inspections: 0 Total Out of Service: 0 Out of Service: 0.00% National Average: 2.14% Difference: -2.14% |



KPI: Inspection Viol OOS Rates by Cargo Group ToC

| Cargo Group | OVERALL | | VEHICLE | | DRIVER | | HAZMAT | |
|---------------------|---------|---------------------|---------|---------------------|---------|---------------------|---------|---------------------|
| | Average | Compared to Average | Average | Compared to Average | Average | Compared to Average | Average | Compared to Average |
| MUAVIA TRUCKING INC | 0% | | 0% | | 0% | | 0% | |
| No data | | | | | | | | |

FHWA Registration Information: The following data on this Motor Carrier is from the Federal Hwy Administration (as of 6/23/2025)

| Docket Number | DOT Number | Company Name | DBA Name | Address | City | State | Country | ZIP Code |
|---------------------|------------|---------------------|-----------------|------------------|-------------------|------------------------------|-------------------|-----------------|
| MC1734889 | 4414970 | MUAVIA TRUCKING INC | | 417 E WALNUT ST | LODI | CA | US | 95240 |
| Phone Number | Fax Number | Mail Address | Mail City | Mail State | Mail Contry | Mail ZIP Code | Mail Phone Number | Mail Fax Number |
| (209)-445-9365 | | 417 E WALNUT ST | LODI | CA | US | 95240-2929 | | |
| Date of Last Change | Freight | Passenger | Household Goods | Active Authority | Pending Authority | Revocation Pending Authority | | |
| 6/23/2025 | Y | N | N | / Common / | / | / | | |

Insurance Required (as of 06/23/2025) ToC

| Docket Number | Insurance Type | Insurance Required | Insurance on File |
|---------------|----------------|--------------------|-------------------|
| MC1734889 | BIPD | \$750k | \$750k |
| MC1734889 | Cargo | No | No |
| MC1734889 | Bond | No | No |

Active / Pending Insurance (as of 06/23/2025)

| Docket Number | Form | Type | Insurance Carrier | Policy/Surety | Coverage From | Coverage To | Required | On File | Effective Date | Cancel Date |
|---------------|------|--------------|------------------------------------|----------------|---------------|-------------|----------|---------|----------------|-------------|
| MC1734889 | 91X | BIPD/Primary | DB INSURANCE CO., LTD (U.S.BRANCH) | CCA-0025074-00 | \$0k | \$750k | \$750k | \$750k | 06/12/2025 | - |

Insurance History (as of 06/23/2025)

No Data for Insurance History (as of 06/23/2025)

FHWA Authorities (as of 06/23/2025) ToC

| Docket# | L&I Name | Active Authority | Inactive Authority | Pending Authority | Revocation Pending Authority | Freight | Passenger | Household Goods |
|-----------|---------------------|------------------|--------------------|-------------------|------------------------------|---------|-----------|-----------------|
| MC1734889 | MUAVIA TRUCKING INC | Common / | | | | Yes | No | No |



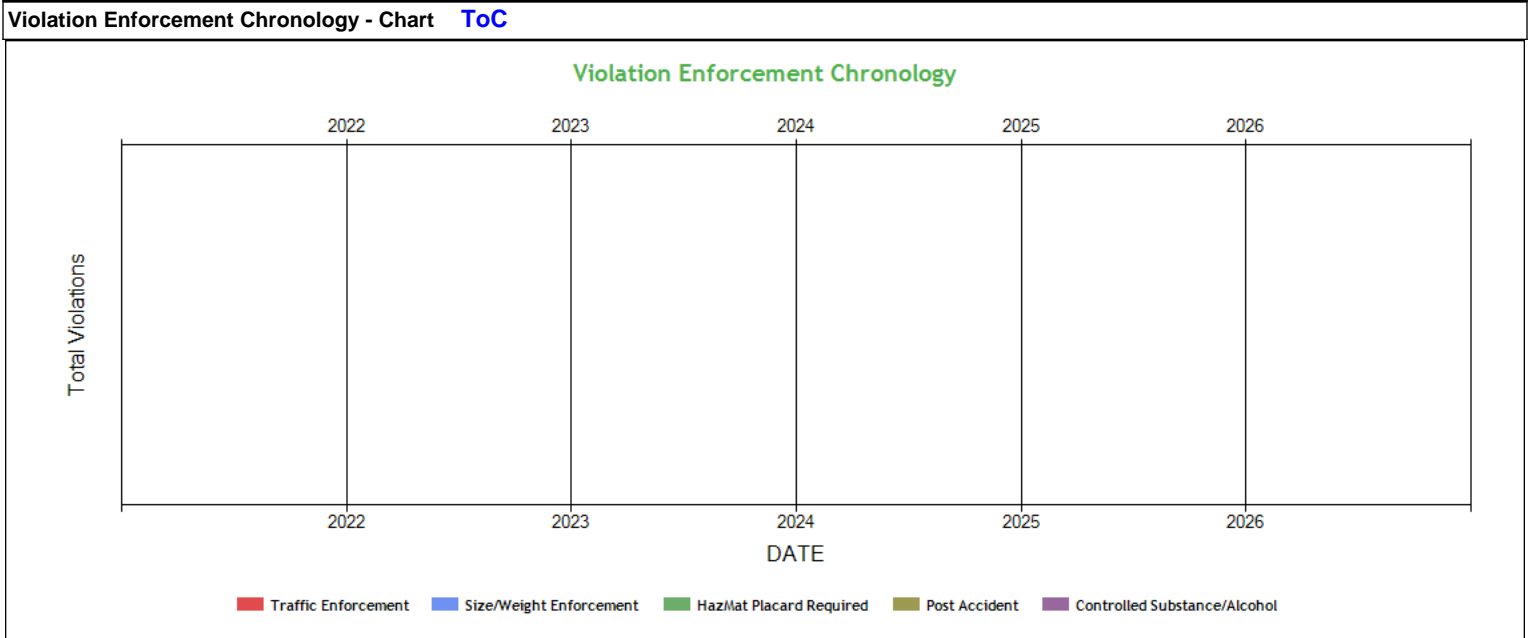
| Authority History (as of 06/23/2025) | | | | |
|--------------------------------------|-----|-----------|----------------------------------|-------------|
| Docket Number | Sub | Auth Type | Original Action | Disposition |
| MC1734889 | | COMMON | GRANTED 6/20/2025 12:00:00 AM | |

Severe Violations (i.e. those with >= 8 points) - Chart [ToC](#)
 No Data

Severe Violations (i.e. those with >= 8 points) - Table
 No Data

No data for Violation Report [ToC](#)

No data for Violation Summary

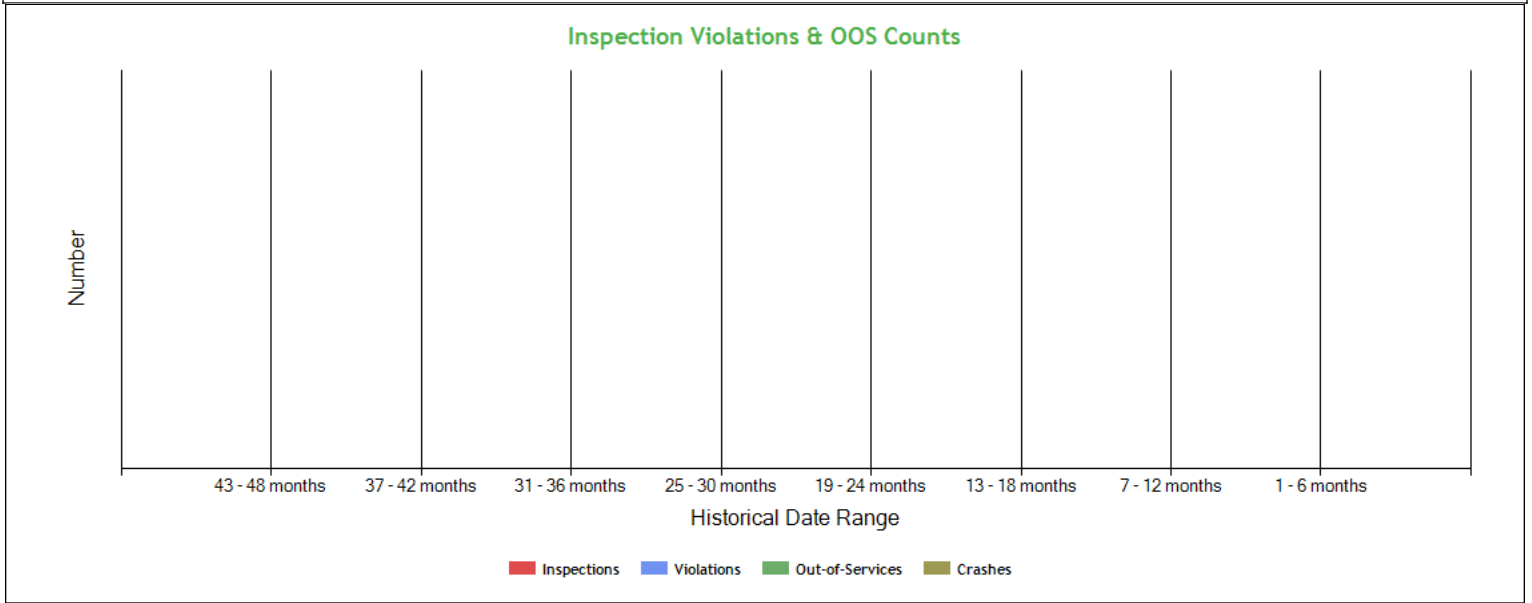


Violation Enforcement Chronology - Table [ToC](#)

| | 2022 | 2023 | 2024 | 2025 | 2026 |
|------------------------------|------|------|------|------|------|
| Traffic Enforcement | 0 | 0 | 0 | 0 | 0 |
| Size/Weight Enforcement | 0 | 0 | 0 | 0 | 0 |
| HazMat Placard Required | 0 | 0 | 0 | 0 | 0 |
| Post Accident | 0 | 0 | 0 | 0 | 0 |
| Controlled Substance/Alcohol | 0 | 0 | 0 | 0 | 0 |



Inspection Violations & OOS Counts - Chart [ToC](#)



Inspection Violations & OOS Counts - Table [ToC](#)

| Date Range | Inspections | Violations | Out-of-Services | Crashes |
|----------------|-------------|------------|-----------------|---------|
| TOTAL | 0 | 0 | 0 | 0 |
| 1 - 6 months | 0 | 0 | 0 | 0 |
| 7 - 12 months | 0 | 0 | 0 | 0 |
| 13 - 18 months | 0 | 0 | 0 | 0 |
| 19 - 24 months | 0 | 0 | 0 | 0 |
| 25 - 30 months | 0 | 0 | 0 | 0 |
| 31 - 36 months | 0 | 0 | 0 | 0 |
| 37 - 42 months | 0 | 0 | 0 | 0 |
| 43 - 48 months | 0 | 0 | 0 | 0 |

Radius of Operation (based on Inspections and Crashes during the past 3 years) [ToC](#)

No Data

Inspection & Crash Locations - Chart [ToC](#)

No Data

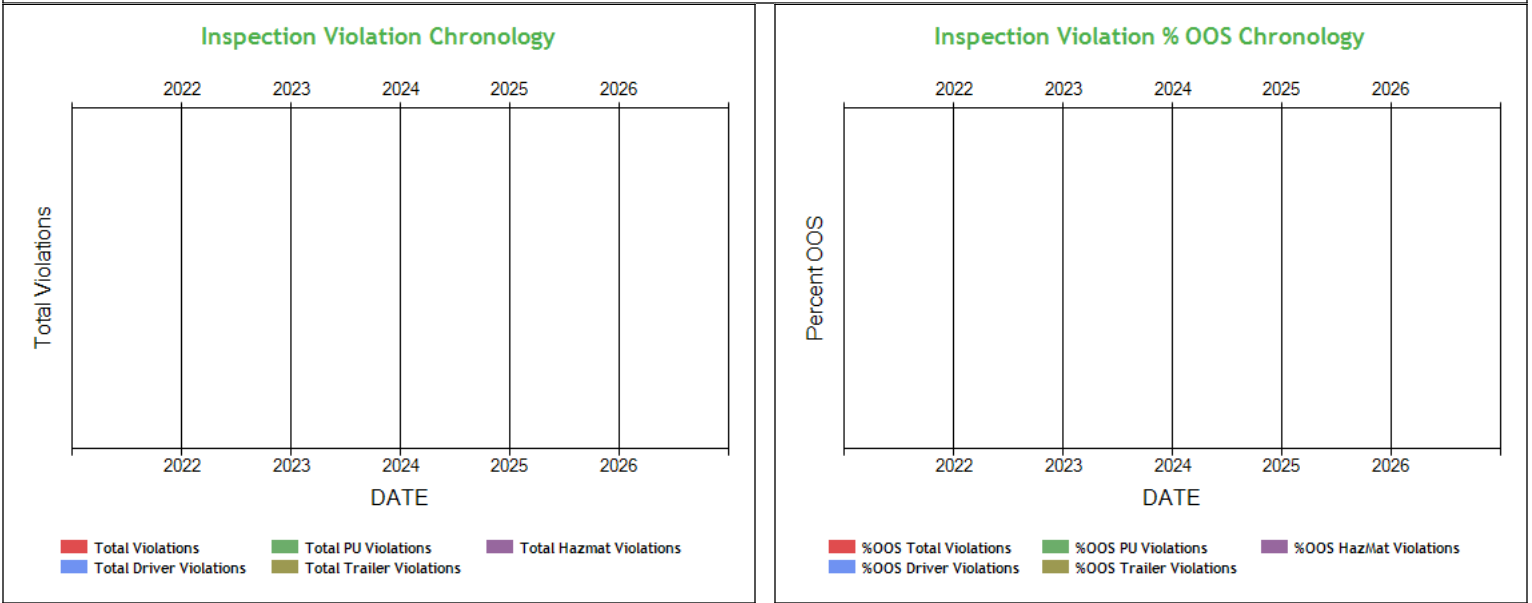
Inspection & Crash Locations - Table [ToC](#)

No Data

No hot spot data in the last 12 months



Inspection Violation % OOS Chronology - Chart ToC



Inspection Violation % OOS Chronology - Table ToC

| | 2022 | 2023 | 2024 | 2025 | 2026 |
|-------------------------------|------|------|------|------|------|
| Total Violations | 0 | 0 | 0 | 0 | 0 |
| Total Out Of Services | 0 | 0 | 0 | 0 | 0 |
| %OOS Total Violations | 0 | 0 | 0 | 0 | 0 |
| Total Driver Violations | 0 | 0 | 0 | 0 | 0 |
| Total Driver Out Of Services | 0 | 0 | 0 | 0 | 0 |
| %OOS Driver Violations | 0 | 0 | 0 | 0 | 0 |
| Total PU Violations | 0 | 0 | 0 | 0 | 0 |
| Total PU Out Of Services | 0 | 0 | 0 | 0 | 0 |
| %OOS PU Violations | 0 | 0 | 0 | 0 | 0 |
| Total Trailer Violations | 0 | 0 | 0 | 0 | 0 |
| Total Trailer Out Of Services | 0 | 0 | 0 | 0 | 0 |
| %OOS Trailer Violations | 0 | 0 | 0 | 0 | 0 |
| Total Hazmat Violations | 0 | 0 | 0 | 0 | 0 |
| Total Hazmat Out Of Services | 0 | 0 | 0 | 0 | 0 |
| %OOS HazMat Violations | 0 | 0 | 0 | 0 | 0 |

Percent of Insp & Crash by State - Chart ToC

No Data

Percent of Insp & Crash by State - Table (based on Inspection data from the last 4 years) ToC

| State | Inspections | | Violations | | Out-of-Services | | Crashes | |
|-------|-------------|---------|------------|---------|-----------------|---------|---------|---------|
| | Total | Percent | Total | Percent | Total | Percent | Total | Percent |
| | 0 | 100 | 0 | 100 | 0 | 100 | 0 | 100 |

VIN Insp Summary by State (based on inspection from the last 2 years) ToC



Carrier Software
1-800-646-5152
info@CarrierSoftware.com

CONFIDENTIAL - Intended for use by Amerigo Insurance Agency - Date: 4/15/2026

MUAVIA TRUCKING INC - DOT# 4414970 / MC1734889

No data

| |
|--|
| Violations By Unit Type ToC |
| # of Violations: 0 Total Severity: 0 |



INSPECTION/CRASH MAP ToC

No data

| Equipment Ownership ToC Equipment Ownership (based on MCS-150 dated 12/9/2025) | | | | | |
|--|--------|----------|----------|---------------|------|
| | Trucks | Tractors | Trailers | Motor Coaches | Vans |
| Owned | 0 | 1 | 1 | 0 | 0 |
| Term Leased | 0 | 0 | 0 | 0 | 0 |
| Trip Leased | 0 | 0 | 0 | 0 | 0 |
| Total No. | 0 | 1 | 1 | 0 | 0 |

No Equipment Details data

No Vehicle Age data

States of Power Unit Registrations (based on Inspection results for the last 4 years) ToC

No Data

Equipment Acquisitions ToC
 Something went wrong while generating Equipment Acquisitions

| Driver Details ToC Driver Details (based on MCS-150 dated 12/9/2025) | | | |
|--|---------------|---------------|-------|
| | Within 100 mi | Beyond 100 mi | TOTAL |
| # Drivers Interstate | 0 | 1 | 1 |
| # Drivers Intrastate | 0 | 0 | 0 |
| TOTAL | 0 | 1 | / |

Avg. # Trip Lease Drivers/Mo: 0 # Drivers Grand Total: 1 # Drivers Commercially Licensed: 1

Shared VIN Summary ToC

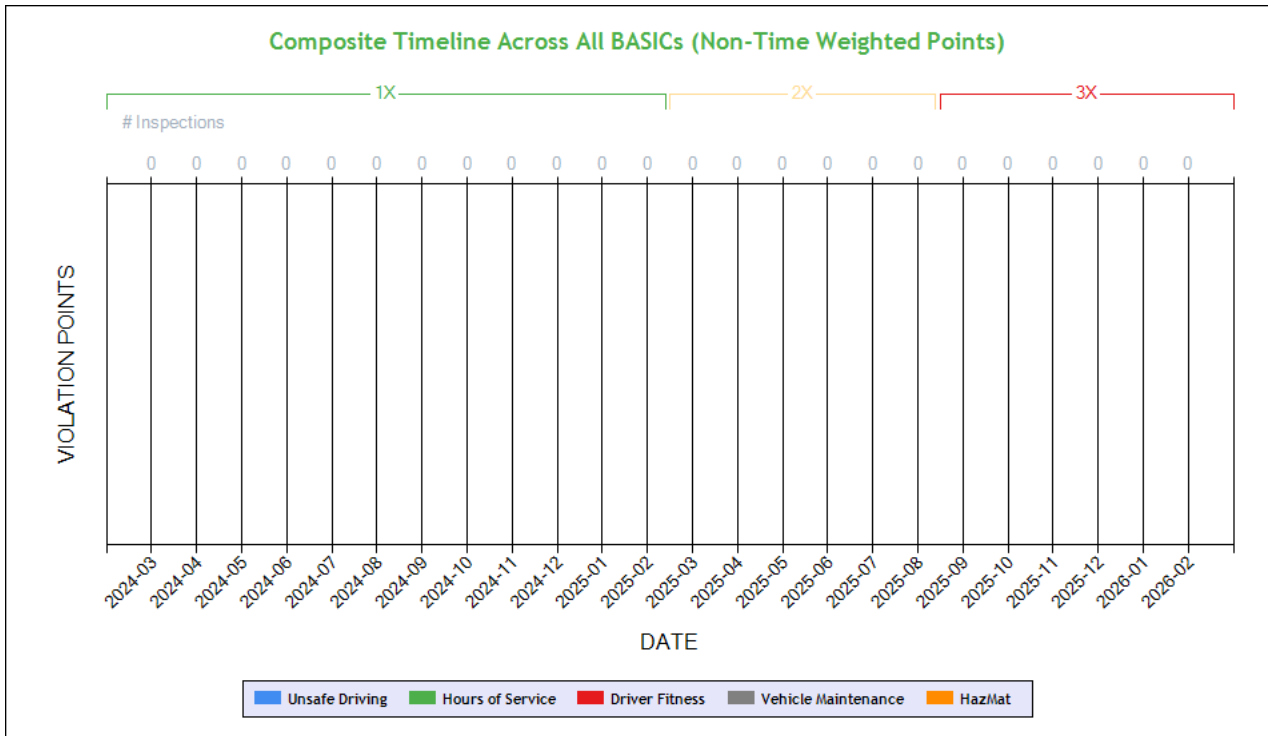
No Data

SHIPPERS DETAIL ToC based on Inspection results for the last 4 years

No Data



Carrier Underwriting Report Safety Summary ToC



Time-Weighted Violation Points - no data available to draw a chart

Time-Weighted Violation Points by Vehicle - no data available to draw a chart

See the Excel file for the complete analysis

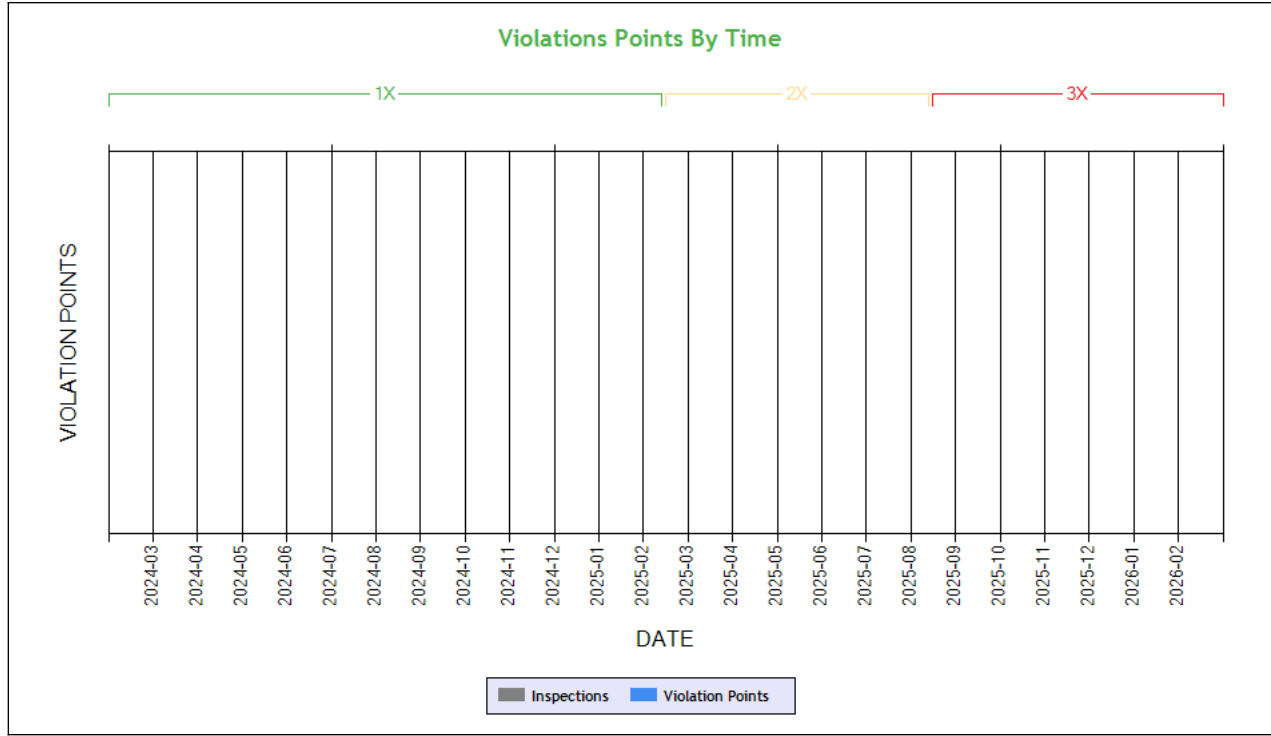
Violations is in (1-6/7-12/13-24mo)

| Shaded = Out Of Service Violation | | |
|-----------------------------------|-----------------------------------|--|
| Violation Group | | |
| Violation Description | Total Time-weighted Points by VIN | % of Total Time-weighted Points by VIN |
| Driver Resp | | |
| Total Time-weighted Points | | |
| % Total Time-Wt Pts | | |



SAFETY ANALYSIS ToC

Unsafe Driving



Time-Weighted Violation Points - no data available to draw a chart

Time-Weighted Severity Points by Vehicle - no data available to draw a chart

See the Excel file for the complete analysis

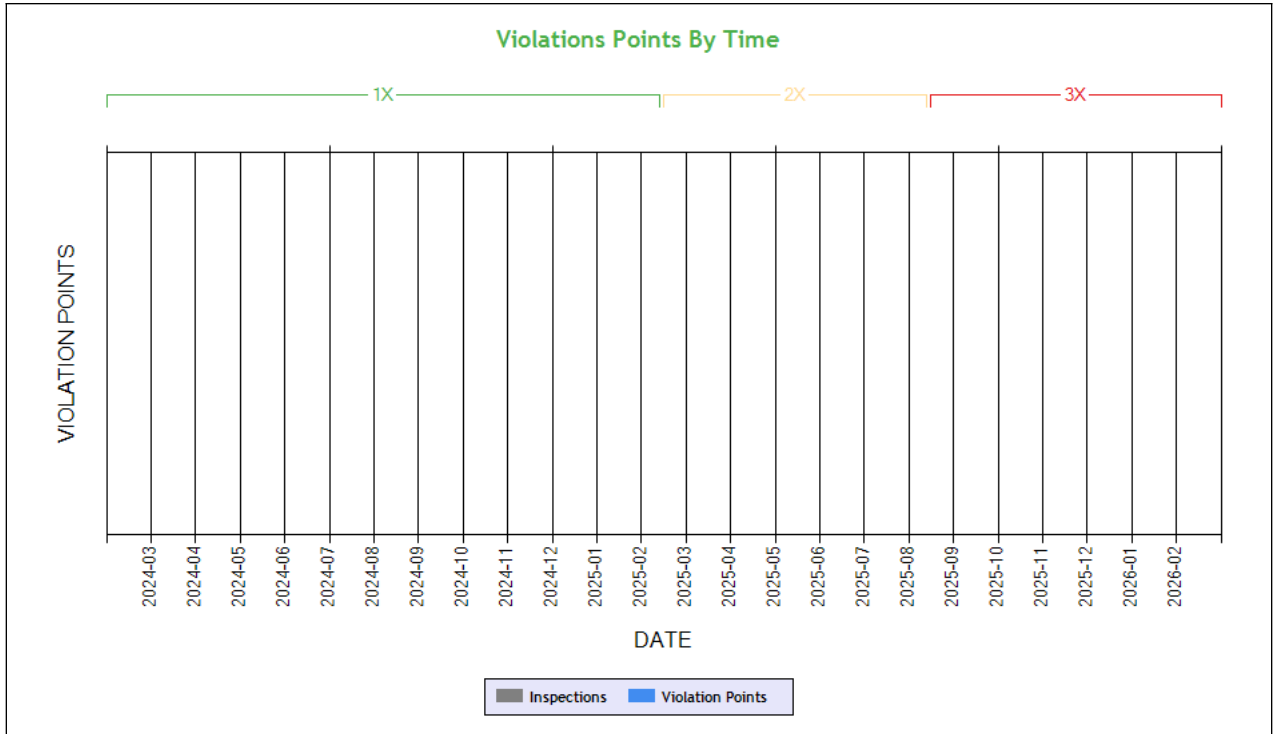
Violations is in (1-6/7-12/13-24mo)

| Shaded = Out Of Service Violation | | |
|-----------------------------------|-----------------------------------|--|
| Violation Group | | |
| Violation Description | Total Time-weighted Points by VIN | % of Total Time-weighted Points by VIN |
| Driver Resp | | |
| Total Time-weighted Points | | |
| % Total Time-Wt Pts | | |

HOS Compliance

Time-Weighted Violation Points - no data available to draw a chart

Time-Weighted Severity Points by Vehicle - no data available to draw a chart



Carrier Software
 1-800-646-5152
 info@CarrierSoftware.com

CONFIDENTIAL - Intended for use by Amerigo Insurance Agency - Date: 4/15/2026

MUAVIA TRUCKING INC - DOT# 4414970 / MC1734889

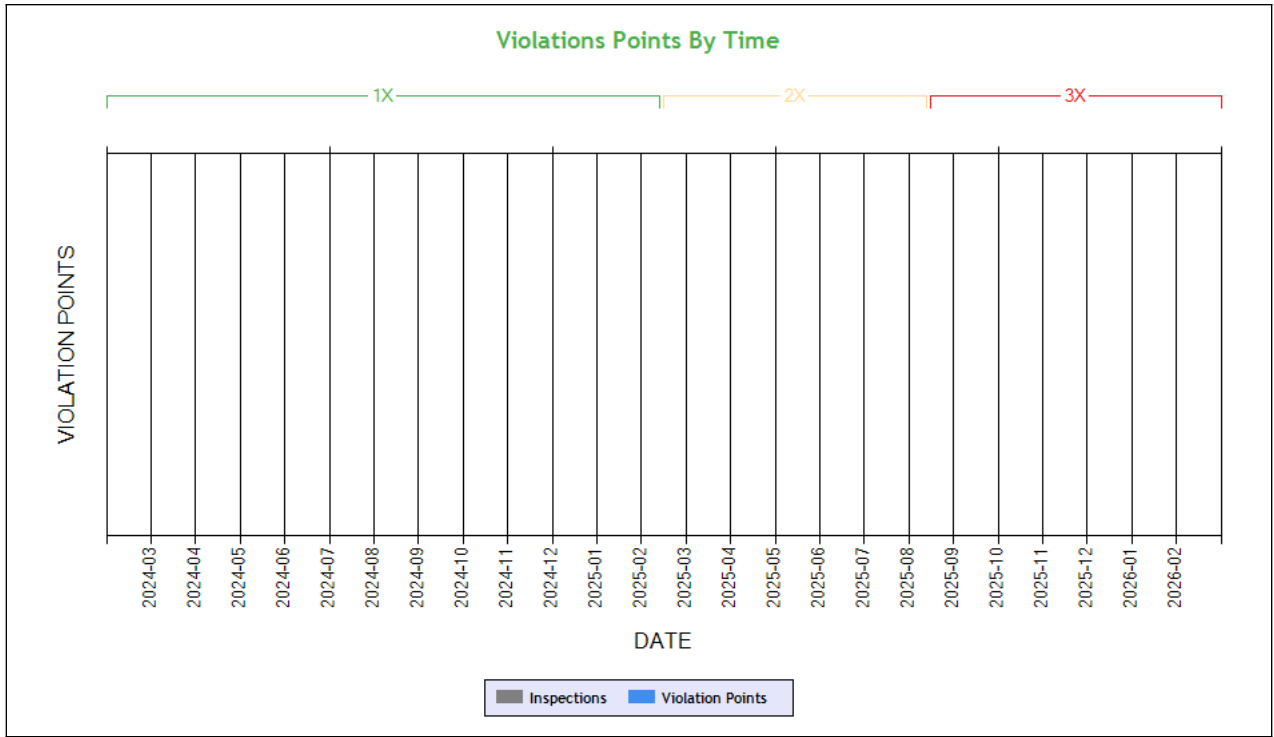
See the Excel file for the complete analysis

Violations is in (1-6/7-12/13-24mo)

| Shaded = Out Of Service Violation | | |
|-----------------------------------|-----------------------------------|--|
| Violation Group | | |
| Violation Description | Total Time-weighted Points by VIN | % of Total Time-weighted Points by VIN |
| Driver Resp | | |
| Total Time-weighted Points | | |
| % Total Time-Wt Pts | | |



Driver Fitness



Time-Weighted Violation Points - no data available to draw a chart

Time-Weighted Severity Points by Vehicle - no data available to draw a chart

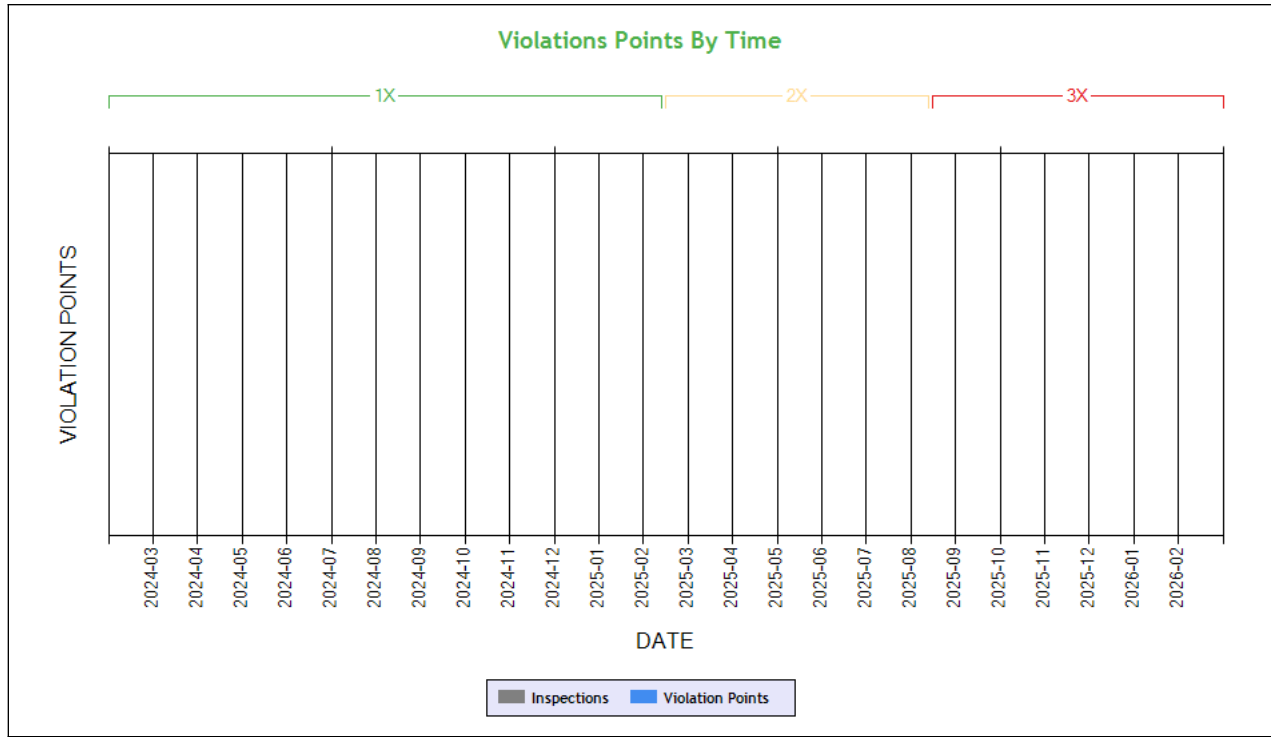
See the Excel file for the complete analysis

Violations is in (1-6/7-12/13-24mo)

| Shaded = Out Of Service Violation | | |
|-----------------------------------|-----------------------------------|--|
| Violation Group | | |
| Violation Description | Total Time-weighted Points by VIN | % of Total Time-weighted Points by VIN |
| Driver Resp | | |
| Total Time-weighted Points | | |
| % Total Time-Wt Pts | | |



Vehicle Maintenance



Time-Weighted Violation Points - no data available to draw a chart

Time-Weighted Severity Points by Vehicle - no data available to draw a chart

See the Excel file for the complete analysis

Violations is in (1-6/7-12/13-24mo)

| Shaded = Out Of Service Violation | | |
|-----------------------------------|-----------------------------------|--|
| Violation Group | | |
| Violation Description | Total Time-weighted Points by VIN | % of Total Time-weighted Points by VIN |
| Driver Resp | | |
| Total Time-weighted Points | | |
| % Total Time-Wt Pts | | |

COLOR CODED CRASH TABLE ToC

No crashes have been reported by the DOT on this Motor Carrier

INSPECTIONS WITH SHARED EQUIPMENT:

No Data



INSPECTION DETAILS for ALL Inspections

No Data

No data for Inspection Summary By Month

No data for Inspection Summary By Month

No Inspection History

No data for Crash Hot Spots

| Equipment and Driver Details ToC | | | | | | |
|---|-------------------------------|-----------------|----------|----------------|------------|------------|
| MCS-150 Date | Equipment (Owned/Leased/Trip) | | | Driver Details | | |
| | Tractors | Straight Trucks | Trailers | CDL's | Interstate | Intrastate |
| 12/09/2025 | 1/0/0 | 0/0/0 | 1/0/0 | 1 | 1 | 0 |
| 06/11/2025 | 1/0/0 | 0/0/0 | 0/0/0 | 1 | 0 | 0 |
| 05/26/2025 | 1/0/0 | 0/0/0 | 0/0/0 | 1 | 0 | 0 |

| Chameleon Type 1 - Chameleon issues highlighted in RED ToC | | | | | | | | | | |
|---|-----------------|--------------|---|---|---------------------|---------------|----------------|-----|----------------|-------------------------|
| DOT | Legal Name | MCS-150 Date | Physical Address | Mailing Address | Company Rep 1 | Company Rep 2 | Phone | Fax | Cell Phone | Email |
| 3629510 | RSA INC | 03/13/2026 | 417 E WALNUT ST, LODI, CA, 95240 | 417 E WALNUT ST, LODI, CA, 95240 | MUHAMMAD AAMIR KHAN | | (209)-263-5537 | | (209)-263-5537 | MAAMIRKHAN341@GMAIL.COM |
| 4259851 | MEDI CAR | 06/26/2024 | 3325 CUSTER ORANGEVILLE RD NE, BURGHILL, OH, 44404-9725 | 3325 CUSTER ORANGEVILLE RD NE, BURGHILL, OH, 44404-9725 | MUHAMMAD FAIZAN | | (443)-676-8794 | | | MEDICAR10H@GMAIL.COM |
| 2775338 | MUHAMMAD FAIZAN | 07/21/2021 | 1208 LIEBIG STREET, LODI, CA, 95240 | 1208 LIEBIG STREET, LODI, CA, 95240 | MUHAMMAD FAIZAN | | (209)-200-3874 | | | |

| Chameleon Type 2 ToC | | | | | | |
|-----------------------------|-----------|-----------------|--------|--------------|------|-------|
| VIN | Unit Type | Inspection Date | DOT No | Company Name | City | State |