



Table of Contents

1. Overview	2. BASIC Scores History
3. BASIC Measures	4. KPI: BASIC Measures by Cargo Group
5. Estimated ISS Score	6. Investigation Results
7. Penalties History	8. Acute Critical Violations
9. Red Flag Violation Details	10. DOT Registration Information
11. DOT MCS-150 History	12. Crash Summary
13. Inspection Summary	14. KPI: Inspection Viol OOS Rates by Cargo Group
15. FHWA Registration Information	16. FHWA Insurance Information
17. FHWA Authorities	18. Severe Violations
19. Violation Report	20. Violation Summary
21. Violation Enforcement Chronology	22. Inspection Violations & OOS Counts
23. Radius Of Operation	24. Inspection & Crash Locations
25. Cargo Hot Spots	26. Inspection Violations & OOS Chronology
27. Percent of Insp & Crash by State	28. VIN Insp Summary by State
29. Violations By Unit Type	30. Inspection/Crash Map
31. Equipment Ownership	32. Equipment Details
33. Vehicle Age	34. States of Power Unit Registrations
35. Equipment Acquisitions	36. Driver Details
37. Shared VIN Summary	38. Shipper Table
39. Safety Summary	40. Safety Details
41. Crash Detail Color Coded PDF	42. Inspections with Shared Equipment
43. Inspection Tabular Details	44. Inspection Summary By Month
45. VIN Inspection Violation Details	46. Inspection History
47. Crash Hot Spots	48. DOT MCS-150 History Equipment and Driver Details
49. Chameleon	



Business Address

7889 BALSAM WILLOW LN
 SACRAMENTO, CA
 95828

Contact Info

(319)-768-8560
 KKHINDA0647@GMAIL.COM

FHWA Address

7889 BALSAM WILLOW LN
 SACRAMENTO, CA, 95828
 Phone: (319)-768-8560

Mailing Address

7889 BALSAM WILLOW LN
 SACRAMENTO, CA
 95828-5393

Overview ToC

Operating Status: NOT AUTHORIZED Intrastate operations. *Please Note: NOT AUTHORIZED does not apply to Private or
 2 other companies viewed this DOT in the past two months
Crash/PU ratio: 0.0%
Clean Inspection ratio: No inspections

Estimated BASIC Scores (as of 1/30/2026)

	Unsafe Driving	Hours of Service	Driver Fitness	Controlled Sub. and Alcohol	Vehicle Maintenance	HM Compliance	Crash
Relative Scores	0% ○	0% ○	0% ○	0% ○	0% ○	0% ○	0% ○
Alert Status	No	No	No	No	No	No	No



Estimated Inspection Selection System (ISS) Score: 63
Category: Optional Inspect

* The Estimated ISS score is based on Insufficient Data Algorithm *

BASIC Scores History - Unsafe Driving ToC

There are no Scores for this BASIC

BASIC Scores History - Hours of Service ToC

There are no Scores for this BASIC

BASIC Scores History - Driver Fitness ToC

There are no Scores for this BASIC

BASIC Scores History - Controlled Substance ToC

There are no Scores for this BASIC



BASIC Scores History - Vehicle Maintenance ToC

There are no Scores for this BASIC

BASIC Scores History - Crash ToC

There are no Scores for this BASIC

BASIC Scores History - Hazmat ToC

There are no Scores for this BASIC

BASIC Measures: Violation Points per Inspection Trends ToC

No inspection violations

BASIC Measures * - Table ToC

UD-Unsafe Driving, HOS-Hours of Service, DF-Driver Fitness, CS-Controlled Substances, VM-Vehicle Maintenance

Date	UD Measure	UD AC	UD with Viol	HOS Measure	HOS AC	HOS with Viol	DF Measure	DF AC	DF with Viol	CS Measure	CS AC	CS with Viol	VM Measure	VM AC	VM with Viol
01/2026	0.00	N	0	0.00	N	0	0.00	N	0	0.00	N	0	0.00	N	0
12/2025	0.00	N	0	0.00	N	0	0.00	N	0	0.00	N	0	0.00	N	0

* BASIC Measures are the absolute SMS scores that are compared within each Safety Event Group to determine the BASIC Score percentiles.

KPI: BASIC Measures by Fleet Size and Cargo Group ToC

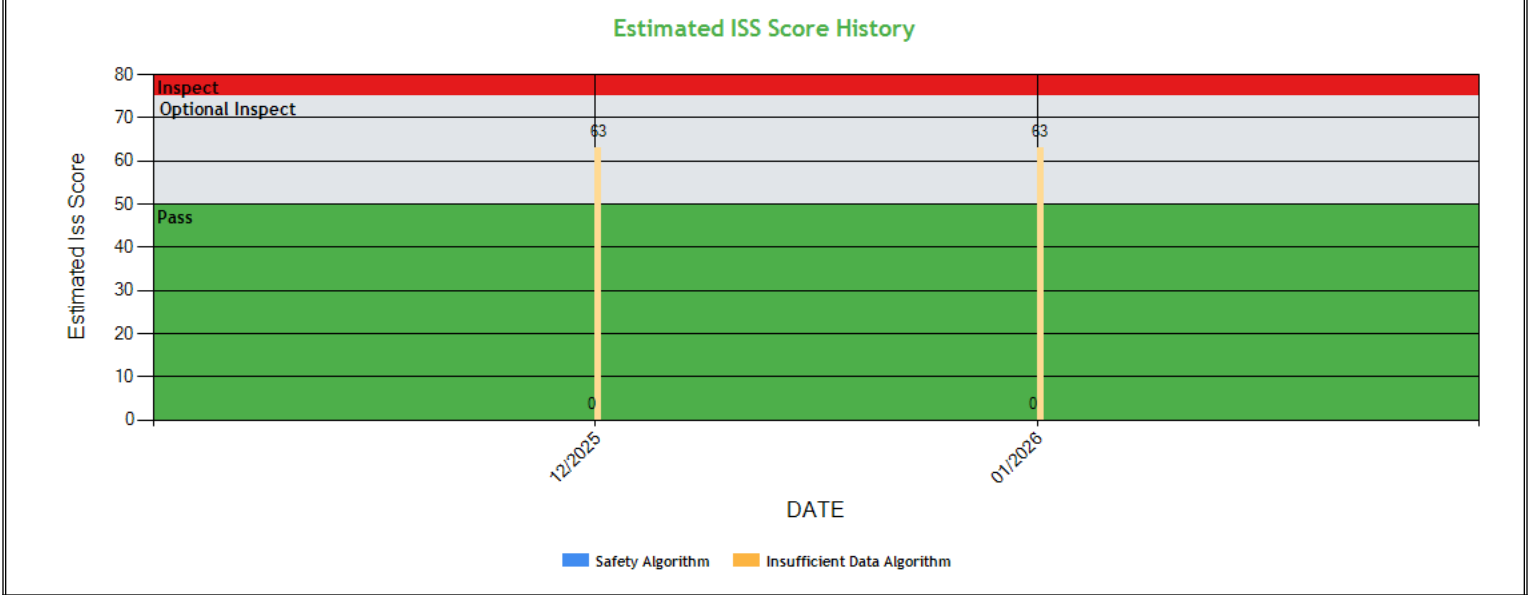
Fleet Size: 1-5 PUs

Cargo Group (Companies)	Unsafe Driving		Hours of Service		Driver Fitness		Controlled Substance		Vehicle Maintenance		HM Compliance		Crash	
	Avg.	Comp. to Avg.	Avg.	Comp. to Avg.	Avg.	Comp. to Avg.	Avg.	Comp. to Avg.	Avg.	Comp. to Avg.	Avg.	Comp. to Avg.	Avg.	Comp. to Avg.
General Freight (484230)	0.76	Better	0.21	Better	0.22	Better	0.01	Better	1.89	Better	0.01	Better	0.06	Better
GODMAN TRUCKS INC	0.00		0.00		0.00		0.00		0.00		0.00		0.00	



Estimated ISS Score History - Chart ToC

About the Inspection Selection System



Estimated ISS Score History - Table ToC

Date	Estimated ISS Score	Recommendation	Algorithm
01/30/2026	63	Optional Inspect	Insufficient Data Algorithm
12/26/2025	63	Optional Inspect	Insufficient Data Algorithm

Investigation Results ToC

No Investigations reported on FMCSA website

Penalties History ToC

There is a problem with the Penalties data on FMCSA website.

Acute Critical Violations (Based on Investigations as per CSA Methodology Appendix A) ToC

No Data

No red flag violations in the last 24 months



DOT Registration Information: The following information on this specific DOT # is from the Federal DOT (as of Operating Authority)					
DOT Registration: 11/28/2025		Total Power Units: 1	Total Trucks: 1	Total Trailers: 1	Total Passenger Vehicles: 0
Status	Entity Type	Organization Type	Nation	Total Cars	Drivers / CDL Drivers
A	C	-	US	0	1* / 1
MCS-150 Date	Op Codes	Shipper Op Codes	Shipper HazMat Op Codes	Latest Review Type	Latest Review Document Number(Date)
11/28/2025	A				()
MCS-150 Mileage (Year)	Record Update Date	Transports Hazmats	DOT Census Date	Recordable Accident Rate	Preventable Accident Rate
()*	11/28/2025	N		0%	0%
MCS-151 Mileage	Safety Rating (Date)	SEA Accident	SEA Driver	SEA Vehicle	SEA Management
0	None (None)	0%	0%	0%	0%
Classification Codes		Cargo Carried (per MCS-150)			
Authorized-For-Hire		General Freight			

DOT MCS-150 History ToC			(as of 12/11/2025 DOT census)						
Census Date	MCS-150 Date	MCS-150 Mileage	VMT Year	Power Units	Drivers	Trailers	Company Rep1	Company Rep2	Email
12/11/2025	11/28/2025	0		1	1	-	ARSHDEEP SINGH		KKHINDA0647@GMAIL.COM

Crash Summary Chart ToC Crashes Summary - Chart (based on all available crash data)

No Data

Crashes Summary - Table (based on all available crash data) ToC										
	TOTAL	Last 6 months	7-12 months	13-18 months	19-24 months	25-30 months	30-36 months	37-41 months	42-48 months	Over 49 months
Total Reportable	0	0	0	0	0	0	0	0	0	0
Fatalities	0	0	0	0	0	0	0	0	0	0
Injuries	0	0	0	0	0	0	0	0	0	0
Tow Away	0	0	0	0	0	0	0	0	0	0
With Citations	0	0	0	0	0	0	0	0	0	0
Federal Recordable	0	0	0	0	0	0	0	0	0	0
Preventable	0	0	0	0	0	0	0	0	0	0
Crash per Pwr Unit	-	0.0%	0.0%	0.0%	0.0%	0.0%	0.0%	0.0%	0.0%	-

Inspection Summary ToC

The following inspection information is based on results for 24 months prior to: 03/09/2026. Please note that the total inspections number is not necessarily the total of the vehicle, driver and hazmat inspections, as one inspection may have included any combination of the below inspections.

Overall	Vehicle	Driver	Hazmat
(Please note that the total inspections number is not necessarily the total of the vehicle, driver and hazmat inspections, as one inspection may have included any combination of the below inspections) Total Inspections: 1 Total Out of Service: 1 Out of Service: 100% National Average: 21.24% Difference: 78.76%	Total Inspections: 1 Total Out of Service: 0 Out of Service: 0.00% National Average: 25.25% Difference: -25.25%	Total Inspections: 1 Total Out of Service: 1 Out of Service: 100.00% National Average: 6.9% Difference: 93.1%	Total Inspections: 0 Total Out of Service: 0 Out of Service: 0.00% National Average: 2.12% Difference: -2.12%



KPI: Inspection Viol OOS Rates by Cargo Group ToC

Cargo Group	OVERALL		VEHICLE		DRIVER		HAZMAT	
	Average	Compared to Average	Average	Compared to Average	Average	Compared to Average	Average	Compared to Average
General Freight	29.70%	Worse	25.51%	Better	13.65%	Worse	0.17%	Better
GODMAN TRUCKS INC	100%		0%		100%		0%	

FHWA Registration Information: The following data on this Motor Carrier is from the Federal Hwy Administration (as of 2/18/2026)

Docket Number	DOT Number	Company Name	DBA Name	Address	City	State	Country	ZIP Code
MC1780316	4500414	GODMAN TRUCKS INC		7889 BALSAM WILLOW LN	SACRAMENTO	CA	US	95828
Phone Number	Fax Number	Mail Address	Mail City	Mail State	Mail Contry	Mail ZIP Code	Mail Phone Number	Mail Fax Number
(319)-768-8560		7889 BALSAM WILLOW LN	SACRAMENTO	CA	US	95828-5393		
Date of Last Change	Freight	Passenger	Household Goods	Active Authority	Pending Authority	Revocation Pending Authority		
2/18/2026	Y	N	N	/	/	/		

Insurance Required (as of 03/10/2026) ToC

Docket Number	Insurance Type	Insurance Required	Insurance on File
MC1780316	BIPD	\$750k	\$0k
MC1780316	Cargo	No	No
MC1780316	Bond	No	No

Active / Pending Insurance (as of 03/10/2026)

No Data

Insurance History (as of 03/10/2026)

Docket Number	Form	Type	Insurance Carrier	Policy/Surety	Coverage From	Coverage To	Effective Date From	Effective Date To
MC1780316	91X	BIPD/Primary	TECHNOLOGY INSURANCE COMPANY, INC	ICSA0000001-02-299	\$0k	\$750k	12/12/2025	02/11/2026 Cancelled

FHWA Authorities (as of 03/10/2026) ToC

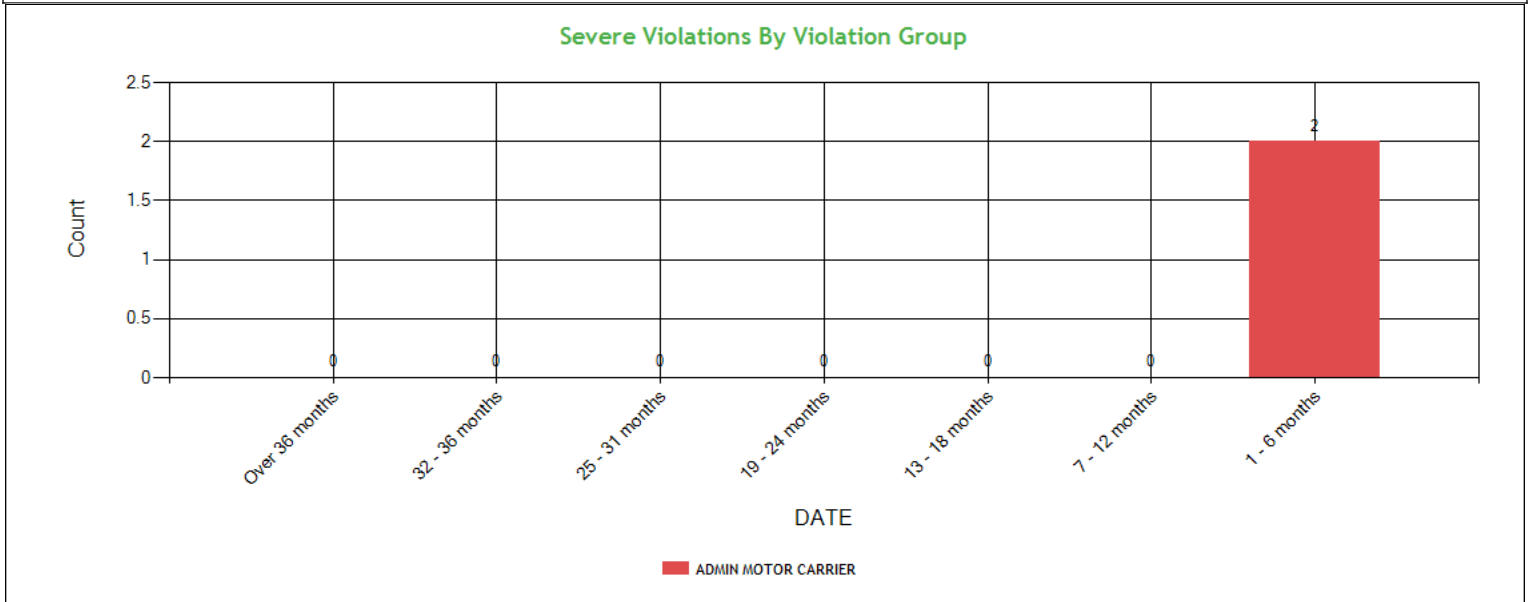
Docket#	L&I Name	Active Authority	Inactive Authority	Pending Authority	Revocation Pending Authority	Freight	Passenger	Household Goods
MC1780316	GODMAN TRUCKS INC		Common /			Yes	No	No

Authority History (as of 03/10/2026)

Docket Number	Sub	Auth Type	Original Action	Disposition
MC1780316		COMMON	GRANTED 12/31/2025 12:00:00 AM	REVOKED 2/17/2026 12:00:00 AM



Severe Violations (i.e. those with >= 8 points) - Chart : 1 Violations 1 occurrences ToC



Severe Violations (i.e. those with >= 8 points) - Table : 1 Violations 2 occurrences ToC

Code	Description	Category	BASIC Weight	Total count	Last 6 months	7-12 months	13-18 months	19-24 months	25-31 months	32-36 months	Over 36 months
390.21TB1MC	Operating a CMV without legal name or trade name displayed	ADMIN MOTOR CARRIER	8	2	2	0	0	0	0	0	0

Violation Report ToC

Inspection Date	Inspection State	BASIC	Violation Description	OOS	VIN	Severity Points
02/09/2026	CA	-	390.21TB2DOT - Operate a CMV without USDOT number displayed. Must be preceded by the letters USDOT	No	3AKJHHDR8MSMU8251 (PU)	4
02/09/2026	CA	-	392.2SLLEQP - State/Local Laws - Violation of state and local law - Equipment violation.	No	3AKJHHDR8MSMU8251 (PU)	5
02/09/2026	CA	-	392.2SLLSR - State/Local Laws - State registration/tag violation	No	3AKJHHDR8MSMU8251 (PU)	3
02/09/2026	CA	Vehicle Maintenance	393.60C - Damaged or discolored windshield	No	3AKJHHDR8MSMU8251 (PU)	1
02/09/2026	CA	Hours-Of-Service	395.8A1HOSP - HOS (PROPERTY) - FAILING TO HAVE A RECORD OF DUTY STATUS USING THE METHOD PRESCRIBED.	Yes	3AKJHHDR8MSMU8251 (PU)	5
02/09/2026	CA	-	390.21TB1MC - Operating a CMV without legal name or trade name displayed	No	3AKJHHDR8MSMU8251 (PU)	8

No filters were applied when generating this report, see the live report for more options.

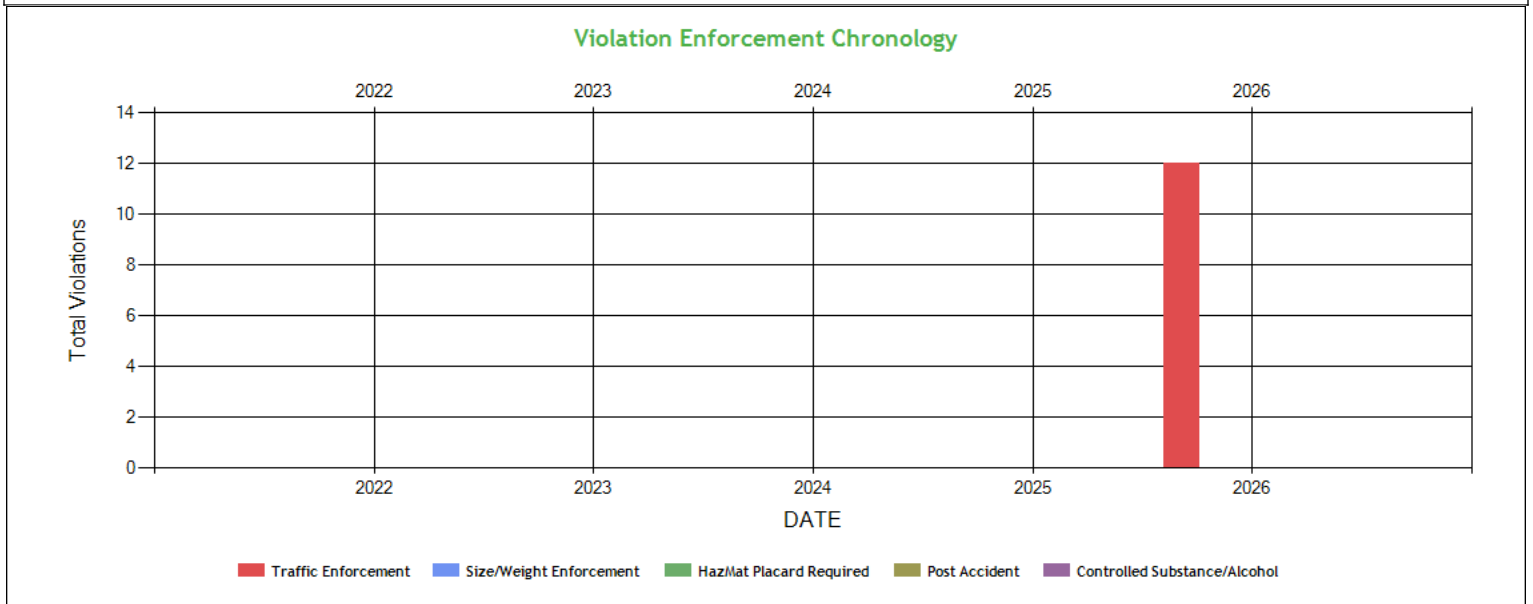


Violation Summary ToC

BASIC	Violation Group	Code	Description	# of Violations	# of OOS Violations	Severity Points
	ADMIN MOTOR CARRIER	390.21TB1MC	Operating a CMV without legal name or trade name displayed	1	0	8
	ALL OTHER VEHICLE DEFECTS	392.2SLLEQP	State/Local Laws - Violation of state and local law - Equipment violation.	1	0	5
Hours-Of-Service (HOS) Compliance	Incomplete/Wrong Log	395.8A1HOSP	HOS (PROPERTY) - FAILING TO HAVE A RECORD OF DUTY STATUS USING THE METHOD PRESCRIBED.	1	1	5
	ADMIN MOTOR CARRIER	390.21TB2DOT	Operate a CMV without USDOT number displayed. Must be preceded by the letters USDOT	1	0	4
	ADMIN MOTOR CARRIER	392.2SLLSR	State/Local Laws - State registration/tag violation	1	0	3
Vehicle Maintenance	Windshield/ Glass/ Markings	393.60C	Damaged or discolored windshield	1	0	1

No filters were applied when generating this report, see the live report for more options.

Violation Enforcement Chronology - Chart ToC

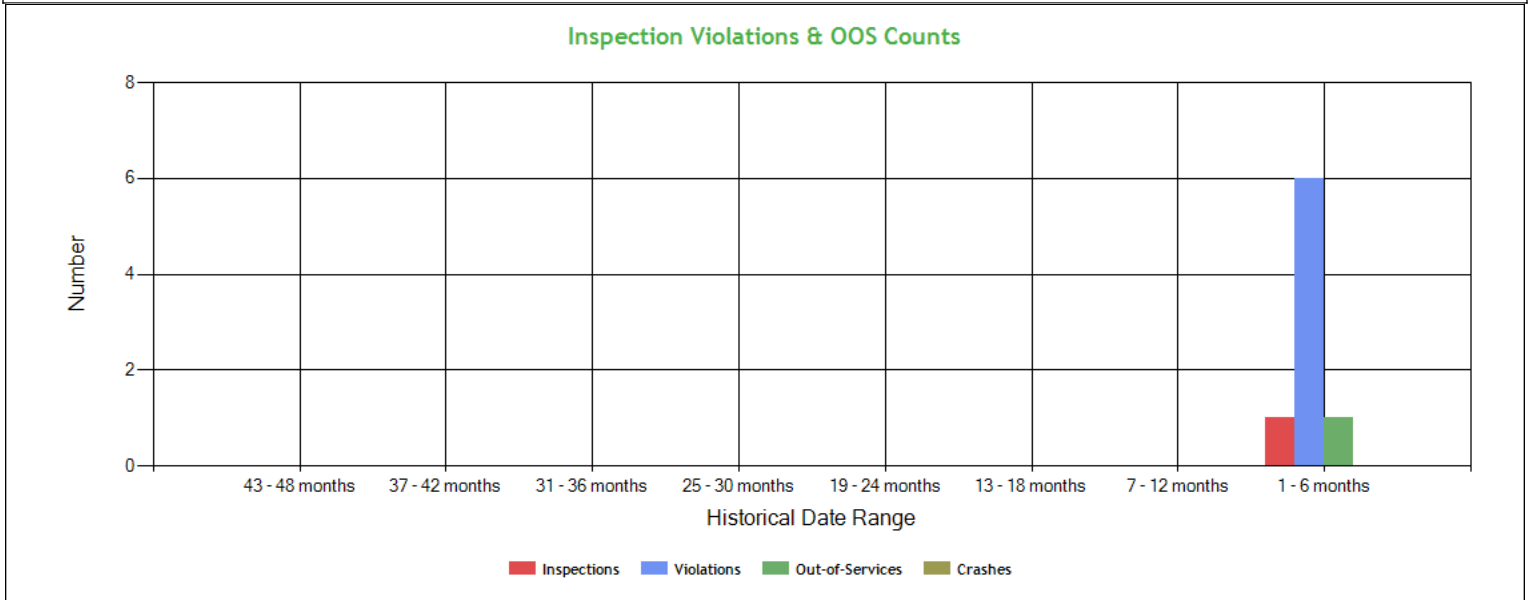


Violation Enforcement Chronology - Table ToC

	2022	2023	2024	2025	2026
Traffic Enforcement	0	0	0	0	12
Size/Weight Enforcement	0	0	0	0	0
HazMat Placard Required	0	0	0	0	0
Post Accident	0	0	0	0	0
Controlled Substance/Alcohol	0	0	0	0	0



Inspection Violations & OOS Counts - Chart ToC



Inspection Violations & OOS Counts - Table ToC

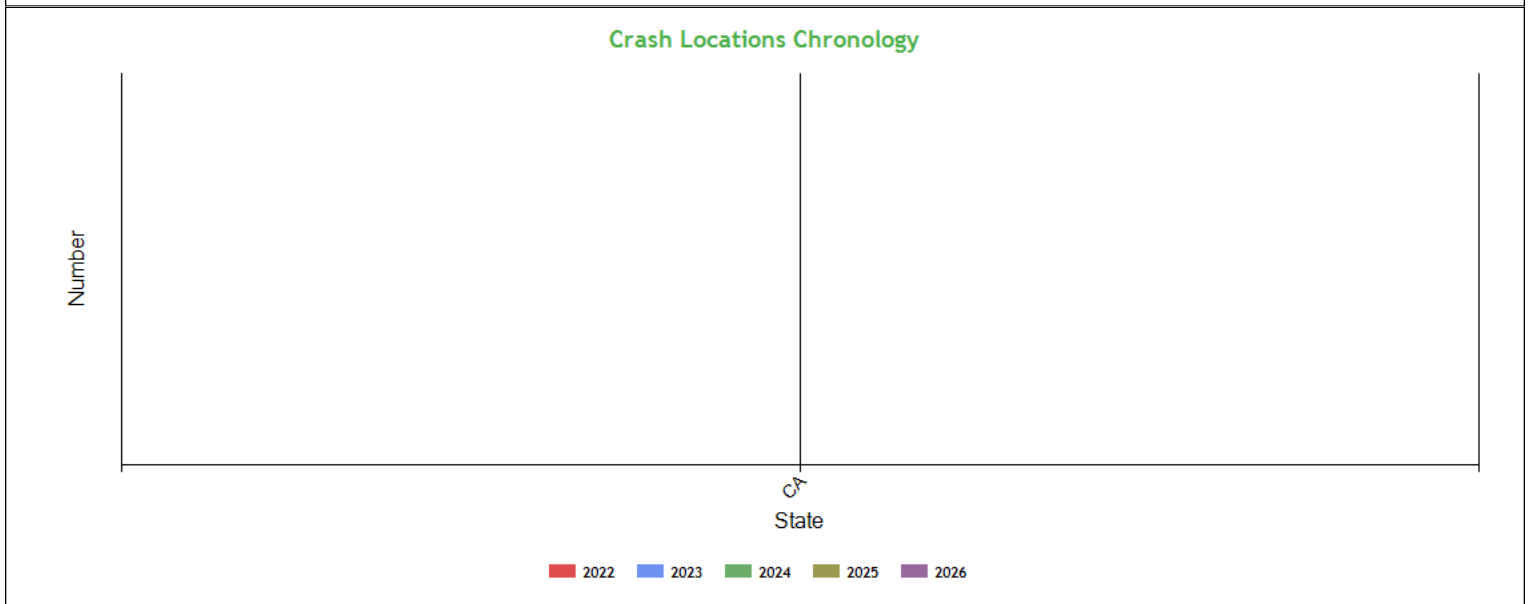
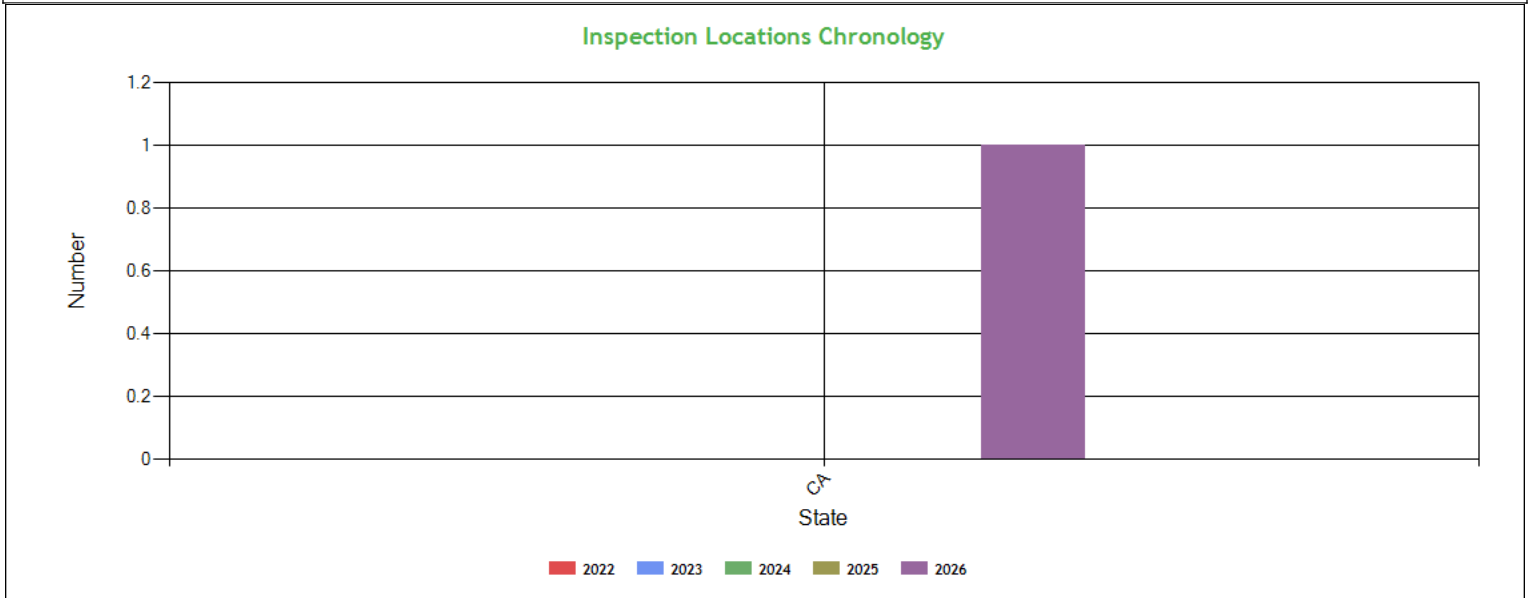
Date Range	Inspections	Violations	Out-of-Services	Crashes
TOTAL	1	6	1	0
1 - 6 months	1	6	1	0
7 - 12 months	0	0	0	0
13 - 18 months	0	0	0	0
19 - 24 months	0	0	0	0
25 - 30 months	0	0	0	0
31 - 36 months	0	0	0	0
37 - 42 months	0	0	0	0
43 - 48 months	0	0	0	0

Radius of Operation (based on Inspections and Crashes during the past 3 years) ToC

	Total	Drive between 0 and 50 miles radius	Drive between 51 and 200 miles radius	Drive between 201 and 300 miles radius	Drive between 301 and 400 miles radius	Drive between 401 and 500 miles radius	Drive between 501 and 600 miles radius	Drive beyond 600 miles radius
Power Units (i.e. unique VINs)	1	0	1	0	0	0	0	0
Percent	100%	0%	100%	0%	0%	0%	0%	0%



Inspection & Crash Locations - Chart ToC



Inspection & Crash Locations - Table ToC

State	Inspections					Violations					Out-of-Services					Crashes				
	2022	2023	2024	2025	2026	2022	2023	2024	2025	2026	2022	2023	2024	2025	2026	2022	2023	2024	2025	2026
TOTAL	0	0	0	0	1	0	0	0	0	6	0	0	0	0	1	0	0	0	0	0
CA	0	0	0	0	1	0	0	0	0	6	0	0	0	0	1	0	0	0	0	0

Hot Spot Summary ToC

Year	Month	Level 5	Level 5 %	Level 4	Level 4 %	Level 3	Level 3 %	Level 2	Level 2 %	Level 1	Level 1 %	Level 0	Level 0 %	Levels 1 - 5	Levels 1 - 5 %
2026	February (Partial)	0	0.00%	0	0.00%	1	100.00%	0	0.00%	0	0.00%	0	0.00%	1	100.00%
Totals		0	0.00%	0	0.00%	1	100.00%	0	0.00%	0	0.00%	0	0.00%	1	100.00%

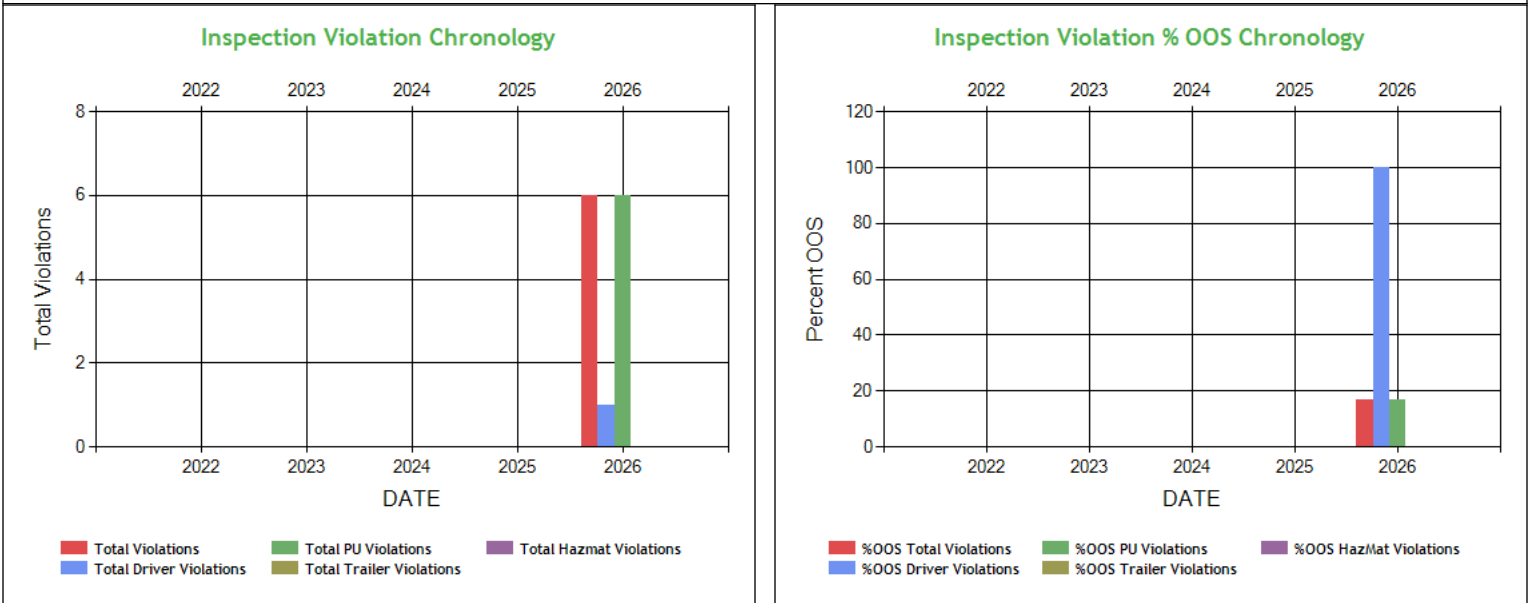


Hot Spot Analysis

State	County	Level	Count	Percentage
CA	Madera	3	1	100.00%

Report generated using the last 12 full months of inspection data

Inspection Violation % OOS Chronology - Chart ToC

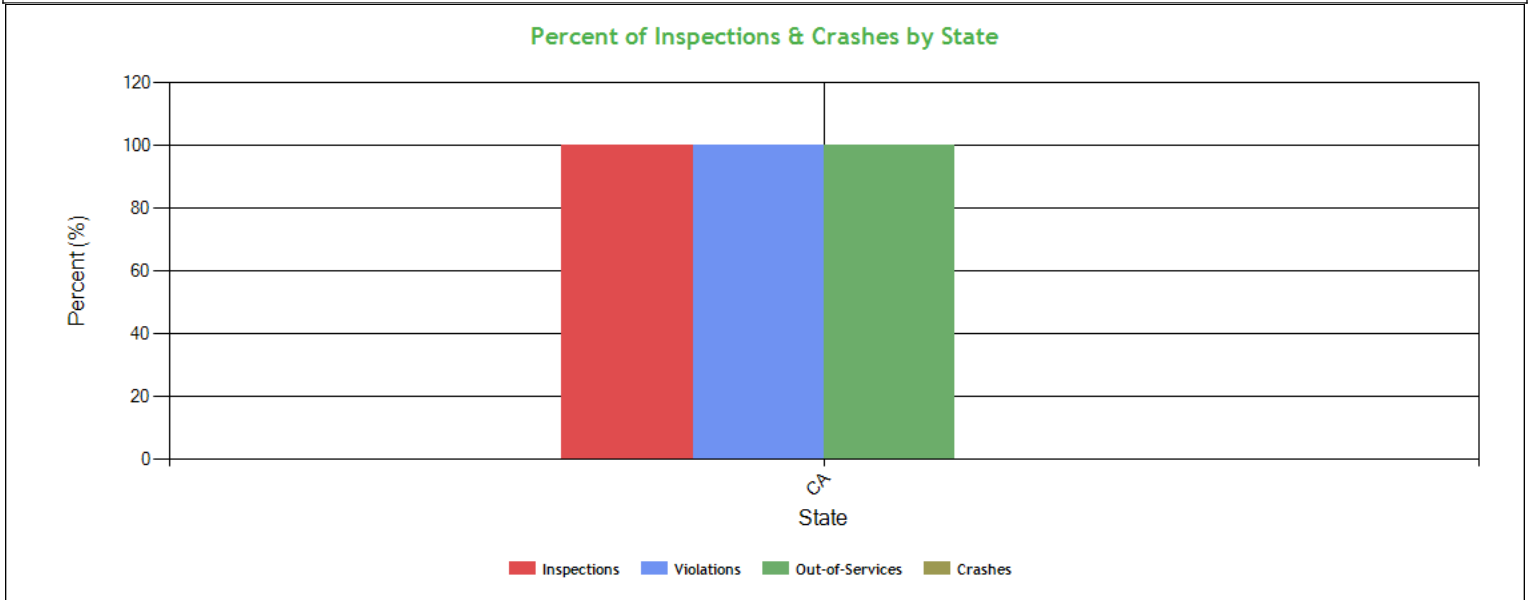


Inspection Violation % OOS Chronology - Table ToC

	2022	2023	2024	2025	2026
Total Violations	0	0	0	0	6
Total Out Of Services	0	0	0	0	1
%OOS Total Violations	0	0	0	0	16.67
Total Driver Violations	0	0	0	0	1
Total Driver Out Of Services	0	0	0	0	1
%OOS Driver Violations	0	0	0	0	100
Total PU Violations	0	0	0	0	6
Total PU Out Of Services	0	0	0	0	1
%OOS PU Violations	0	0	0	0	16.67
Total Trailer Violations	0	0	0	0	0
Total Trailer Out Of Services	0	0	0	0	0
%OOS Trailer Violations	0	0	0	0	0
Total Hazmat Violations	0	0	0	0	0
Total Hazmat Out Of Services	0	0	0	0	0
%OOS HazMat Violations	0	0	0	0	0



Percent of Insp & Crash by State - Chart ToC



Percent of Insp & Crash by State - Table (based on Inspection data from the last 4 years) ToC

State	Inspections		Violations		Out-of-Services		Crashes	
	Total	Percent	Total	Percent	Total	Percent	Total	Percent
	1	100	6	100	1	100	0	100
CA	1	100	6	100	1	100	0	0

VIN Insp Summary by State (based on inspection from the last 2 years) ToC

VIN	Insp	Viol Pts	Counts in each State	
			CA	
			Insp	Viol Pts
TOTALS	1/26*	1/26**	1	26
3AKJHHDR8MSM U8251	1	26	1	26

*<Total number of inspections for these 1 VIN(s)>/n<Total number of inspections for these 1 state(s)>

**<Total severity sum for these 1 VIN(s)>/n<Total severity sum for these 1 state(s)>

Violations By Unit Type ToC

of Violations: 2 Total Severity: 6 based on inspections in the last 2 years

Violation Unit: Driver	# of Violations: 1	Total Severity: 5	% of Total: 83.33%
Viol. Group: Incomplete/Wrong Log	# of Violations: 1	Total Severity: 5	% of Total: 83.33%
Violation	Number of Occurrences	Viol. Severity	Total Severity
395.8A1HOSP:HOS (PROPERTY) - FAILING TO HAVE A RECORD OF DUTY	1	5	5
Violation Unit: Power Unit	# of Violations: 1	Total Severity: 1	% of Total: 16.67%
Viol. Group: Windshield/ Glass/ Markings	# of Violations: 1	Total Severity: 1	% of Total: 16.67%
Violation	Number of Occurrences	Viol. Severity	Total Severity
393.60C:Damaged or discolored windshield	1	1	1



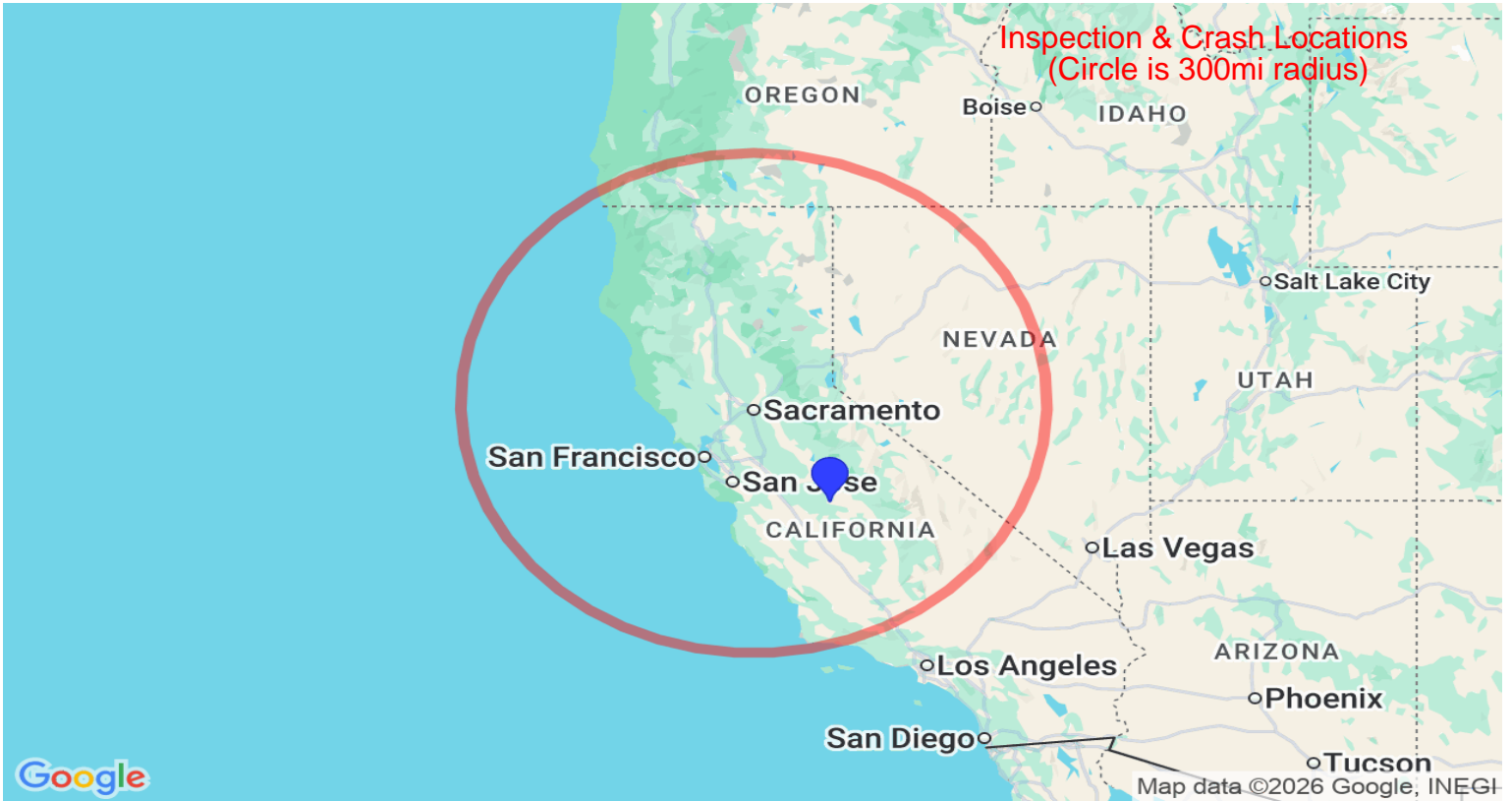
INSPECTION/CRASH MAP ToC

PU Inspection

Trailer Inspection

OOS Inspection

Crash



Equipment Ownership ToC Equipment Ownership (based on MCS-150 dated 11/28/2025)						
	Trucks	Tractors	Trailers	Motor Coaches	Vans	
Owned	0	1	0	0	0	
Term Leased	0	0	1	0	0	
Trip Leased	0	0	0	0	0	
Total No.	0	1	1	0	0	

Equipment Details Power Units ToC									
VIN	Latest Insp Date	Year	Make	Model	Body Class	Body Type	Axles	Len	Fuel Type
3AKJHHR8MS MU8251	02/09/2026	2021	FREIGHTLINER	New Cascadia 126" Sleepercab	Truck-Tractor	-	-	-	Diesel

Equipment Details Trailers									
VIN	Latest Insp Date	Year	Make	Model	Body Class	Body Type	Axles	Len	Fuel Type
3H3V532K2NS0 18266	02/09/2026	2022	HYUNDAI TRANSEAD TRAILERS	Hyundai Translead Trailers	Trailer	Van Trailer	2	53	Not Applicable



Vehicle Age ToC				
Year	# Power Units	PU Percentage	# Trailers	Trailres Percentage
2022	0	0.00%	1	100.00%
2021	1	100.00%	0	0.00%

Based on 24 months of inspection data, see the live report for more options

States of Power Unit Registrations ToC	
State	CA
Number of Power Units	1

Equipment Acquisitions - Table ToC						
	Power Units inspected for 1st time in past 12 months	Power Units inspected for 1st time in past 24 months	Power Units inspected during entire date range	Trailers inspected for 1st time in past 12 months	Trailers inspected for 1st time in past 24 months	Trailers inspected during entire date range
Unique VINs	1	1	1	1	1	1
Unique License Plates	1	1	1	1	1	1
License Plate States	1	1	1	1	1	1

Driver Details ToC Driver Details (based on MCS-150 dated 11/28/2025)			
	Within 100 mi	Beyond 100 mi	TOTAL
# Drivers Interstate	0	1	1
# Drivers Intrastate	0	0	0
TOTAL	0	1	/

Avg. # Trip Lease Drivers/Mo: 0 # Drivers Grand Total: 1 # Drivers Commercially Licensed: 1

Shared VIN Summary ToC
--

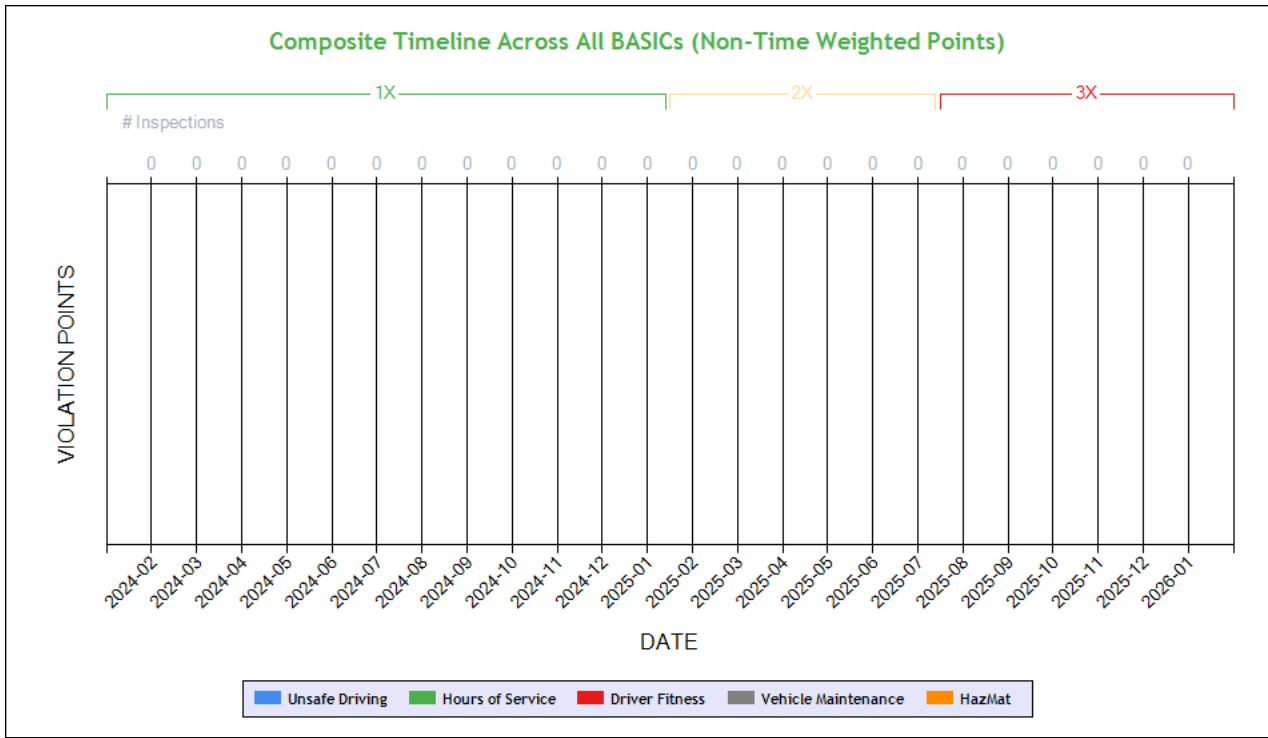
No Data

SHIPPERS DETAIL [ToC](#) based on Inspection results for the last 4 years

Shipper Name	Number of Inspections
No Shipper listed	1



Carrier Underwriting Report Safety Summary ToC



Time-Weighted Violation Points - no data available to draw a chart

Time-Weighted Violation Points by Vehicle - no data available to draw a chart

See the Excel file for the complete analysis

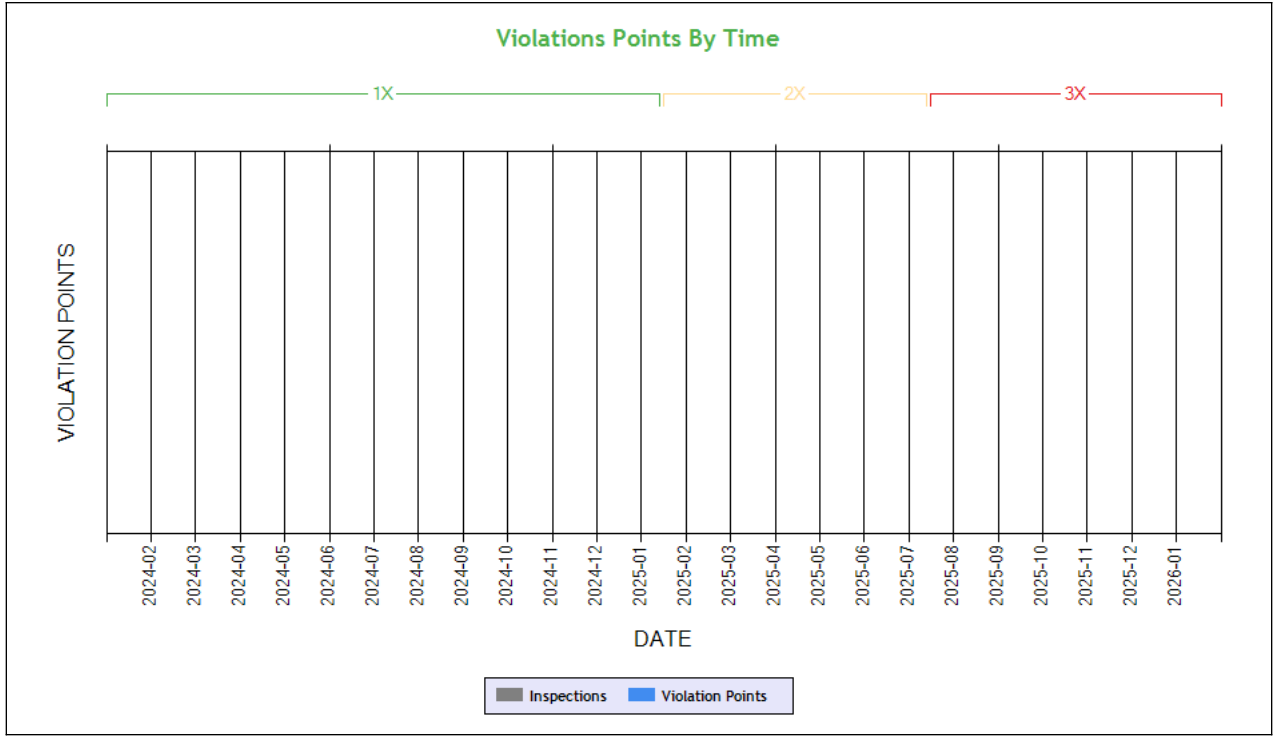
Violations is in (1-6/7-12/13-24mo)

Shaded = Out Of Service Violation		
Violation Group		
Violation Description	Total Time-weighted Points by VIN	% of Total Time-weighted Points by VIN
Driver Resp		
Total Time-weighted Points		
% Total Time-Wt Pts		



SAFETY ANALYSIS ToC

Unsafe Driving



Time-Weighted Violation Points - no data available to draw a chart

Time-Weighted Severity Points by Vehicle - no data available to draw a chart

See the Excel file for the complete analysis

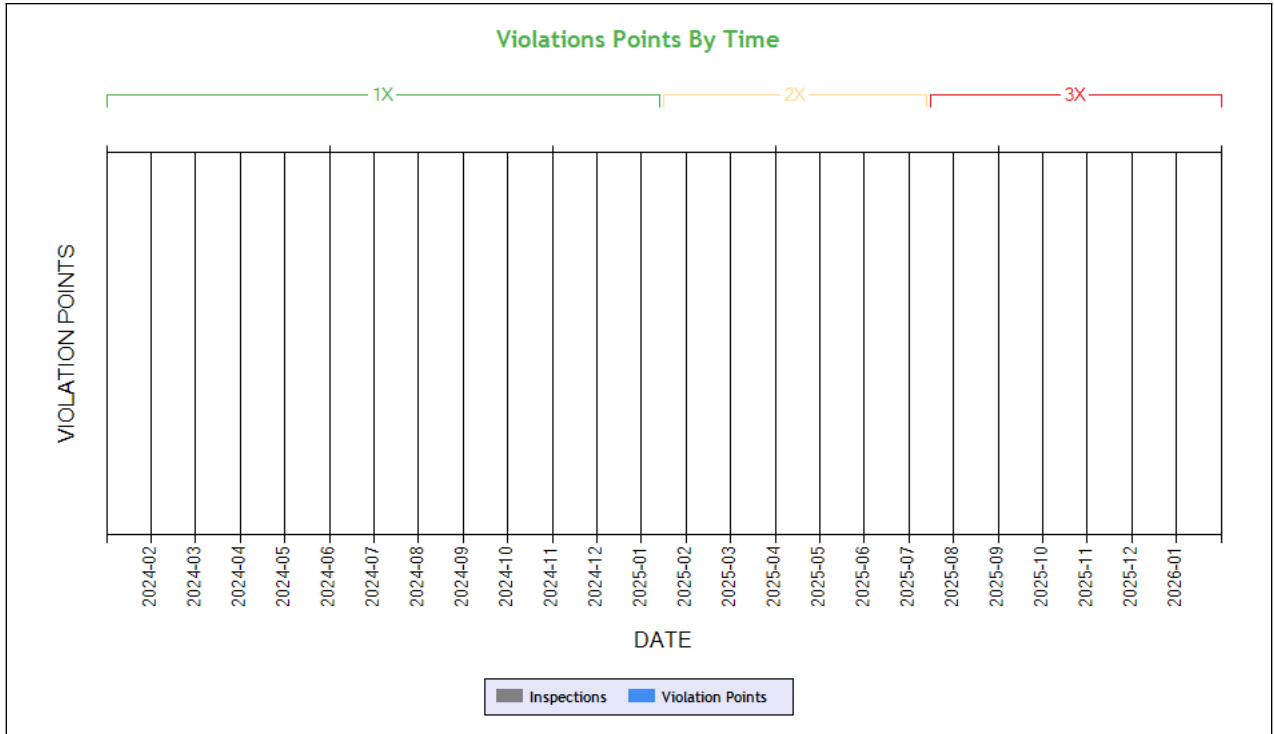
Violations is in (1-6/7-12/13-24mo)

Shaded = Out Of Service Violation		
Violation Group		
Violation Description	Total Time-weighted Points by VIN	% of Total Time-weighted Points by VIN
Driver Resp		
Total Time-weighted Points		
% Total Time-Wt Pts		

HOS Compliance

Time-Weighted Violation Points - no data available to draw a chart

Time-Weighted Severity Points by Vehicle - no data available to draw a chart



Carrier Software
 1-800-646-5152
 info@CarrierSoftware.com

CONFIDENTIAL - Intended for use by Amerigo Insurance Agency - Date: 3/10/2026
 GODMAN TRUCKS INC - DOT# 4500414 / MC1780316

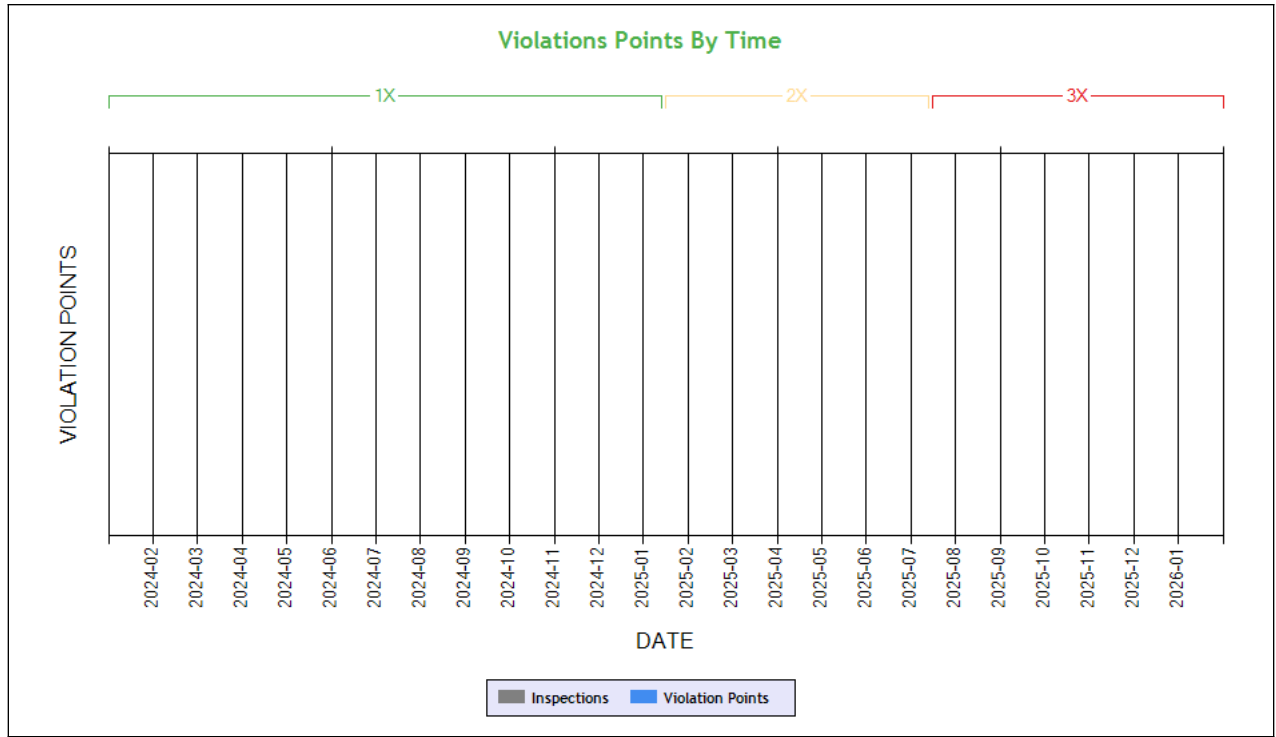
See the Excel file for the complete analysis

Violations is in (1-6/7-12/13-24mo)

Shaded = Out Of Service Violation		
Violation Group		
Violation Description	Total Time-weighted Points by VIN	% of Total Time-weighted Points by VIN
Driver Resp		
Total Time-weighted Points		
% Total Time-Wt Pts		



Driver Fitness



Time-Weighted Violation Points - no data available to draw a chart

Time-Weighted Severity Points by Vehicle - no data available to draw a chart

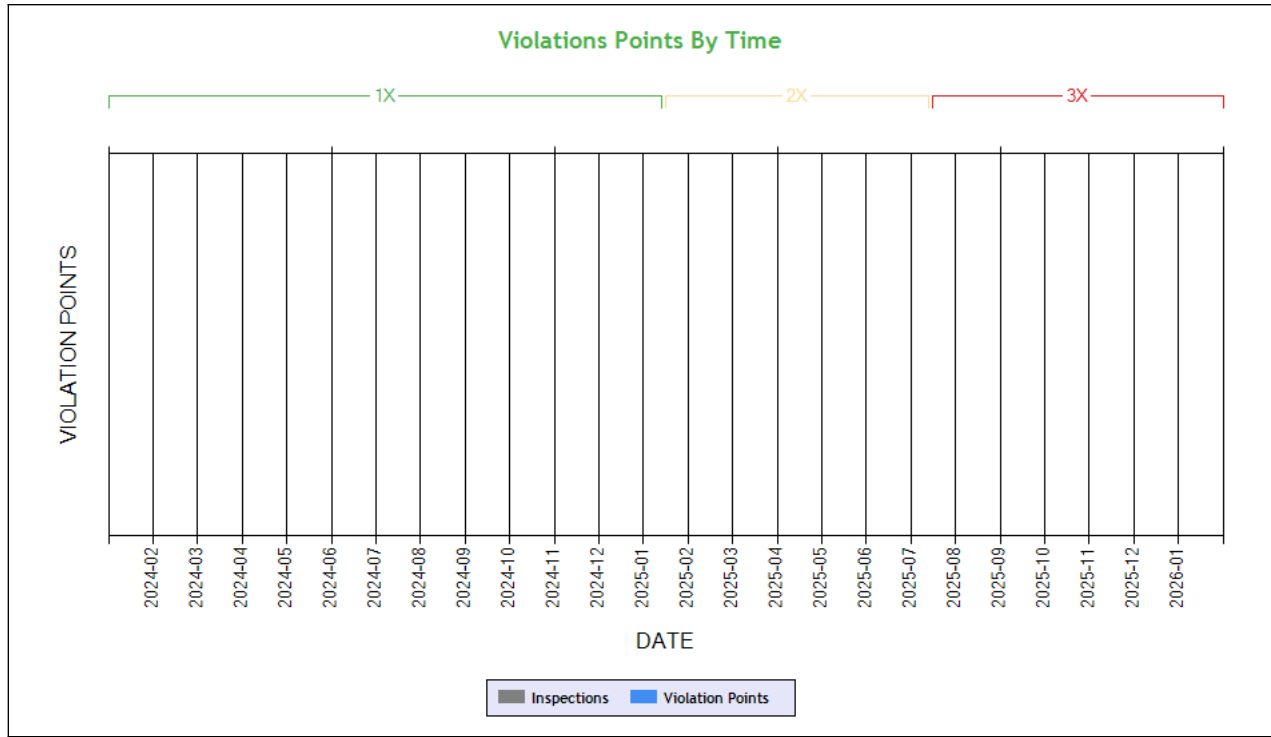
See the Excel file for the complete analysis

Violations is in (1-6/7-12/13-24mo)

Shaded = Out Of Service Violation		
Violation Group		
Violation Description	Total Time-weighted Points by VIN	% of Total Time-weighted Points by VIN
Driver Resp		
Total Time-weighted Points		
% Total Time-Wt Pts		



Vehicle Maintenance



Time-Weighted Violation Points - no data available to draw a chart

Time-Weighted Severity Points by Vehicle - no data available to draw a chart

See the Excel file for the complete analysis

Violations is in (1-6/7-12/13-24mo)

Shaded = Out Of Service Violation		
Violation Group		
Violation Description	Total Time-weighted Points by VIN	% of Total Time-weighted Points by VIN
Driver Resp		
Total Time-weighted Points		
% Total Time-Wt Pts		

COLOR CODED CRASH TABLE ToC

No crashes have been reported by the DOT on this Motor Carrier

INSPECTIONS WITH SHARED EQUIPMENT:

No Data



LEGEND
Vehicle Information
Inspection for DOT # being analyzed
Inspection for Different DOT #
Crash Information for specific VIN

INSPECTION DETAILS for ALL Inspections

PDF shows the first 100 Power Unit & Trailer VINs with most recent inspections using data from the last 4 years

POWER UNIT Inspections Section

VIN: 3AKJHHR8MSMU8251		Unit: Truck Tractor		Year: 2021	Make: FREIGHTLINER		
DOT No: 4500414		Docket No: MC1780316		Name: GODMAN TRUCKS INC		Interstate: Yes	
Date	Unit License	Unit Lic State	Violation Unit	Violation Description	Severity	OOS	Citation
02/09/2026	YP75317	CA	1	390.21TB1MC - Operating a CMV without legal name or trade name displayed	8	No	
02/09/2026	YP75317	CA	1	390.21TB2DOT - Operate a CMV without USDOT number displayed. Must be preceded by the letters USDOT	4	No	
02/09/2026	YP75317	CA	1	392.2SLLEQP - State/Local Laws - Violation of state and local law - Equipment violation.	5	No	
02/09/2026	YP75317	CA	1	392.2SLLSR - State/Local Laws - State registration/tag violation	3	No	
02/09/2026	YP75317	CA	1	393.60C - Damaged or discolored windshield	1	No	
02/09/2026	YP75317	CA	D	395.8A1HOSP - HOS (PROPERTY) - FAILING TO HAVE A RECORD OF DUTY STATUS USING THE METHOD PRESCRIBED.	5	Yes	00NG0016Y
DOT No: 3797133		Docket No: MC1365234		Name: BOSS TRUCK LINE INC		Interstate: Yes	
Date	Unit License	Unit Lic State	Violation Unit	Violation Description	Severity	OOS	Citation
09/02/2025	YP75317	CA	-	-	-	-	-
12/03/2024	YP75317	CA	1	393.50DB - AIR BRAKE - MISSING OR DEFECTIVE DRAIN VALVE.	4	No	
11/01/2024	YP75317	CA	1	396.17C - Operating a CMV without proof of a periodic inspection	4	No	
11/01/2024	YP75317	CA	D	383.23A2 - Operating a CMV without a CDL	8	Yes	1RUS2411011 4040
11/01/2024	YP75317	CA	D	395.24C2IILEDTN - HOS (ELD) - Driver failing to manually input or verify CMV trailer number.	1	No	
11/01/2024	YP75317	CA	D	395.24C2III - Driver failed to manually add shipping document number	1	No	
08/06/2024	YP75317	CA	1	393.45B2 - Failing to secure brake hose/tubing against mechanical damage	4	No	
07/21/2024	YP75317	CA	-	-	-	-	-
06/13/2024	YP75317	CA	-	-	-	-	-
04/12/2024	YP75317	CA	1	396.17CPI - OPERATING A CMV WITHOUT DOCUMENTATION OF A PERIODIC INSPECTION.	4	No	
04/12/2024	YP75317	CA	D	395.24 - HOS (ELD) - ELD FORM AND MANNER	1	No	
04/12/2024	YP75317	CA	D	395.30B1ELDDFR - HOS (ELD) - DRIVER FAILING TO REVIEW RECORDS AND CERTIFY THE ACCURACY OF THE INFORMATION.	1	No	
04/12/2024	YP75317	CA	D	395.8EHOSPD - HOS (PROPERTY) - NO DRIVER MAY MAKE A FALSE REPORT IN CONNECTION WITH A DUTY STATUS. EXPLAIN:	7	No	
01/06/2024	YP75317	CA	D	395.30B1 - Driver failed to certify the accuracy of the information gathered by the ELD	1	No	
08/03/2023	YP75317	CA	D	392.2 - Operating a commercial motor vehicle not in accordance with the laws, ordinances, and regulations of the jurisdiction in which it is being operated - Unsafe Driving	0	No	
07/14/2023	YP75317	CA	-	-	-	-	-
04/11/2023	YP75317	CA	D	391.41A - Driver not in possession of medical certificate	1	Yes	
DOT No: 3584970		Docket No: MC1212280		Name: WARRIOR FREIGHT SERVICES LLC		Interstate: Yes	



Date	Unit License	Unit Lic State	Violation Unit	Violation Description	Severity	OOS	Citation
08/11/2022	YP05444	CA	-	-	-	-	-
09/28/2021	YP05444	CA	-	-	-	-	-
06/23/2021	YP05444	CA	D	392.2LV - Lane Restriction violation	3	No	-
06/18/2021	YP05444	CA	-	-	-	-	-
06/17/2021	YP05444	CA	-	-	-	-	-
DOT No: 3196239		Docket No: MC150222		Name: R TRUCKLINES INC		Interstate: Yes	
Date	Unit License	Unit Lic State	Violation Unit	Violation Description	Severity	OOS	Citation
01/12/2021	XP95371	CA	-	-	-	-	-
12/29/2020	XP95371	CA	D	395.8A - Failing to require driver to make a record of duty status	5	Yes	-

TRAILER Inspections Section

VIN: 3AKJHHR8MSMU8251		Unit: Truck Tractor		Year: 2021	Make: FREIGHTLINER		
DOT No: 4500414		Docket No: MC1780316		Name: GODMAN TRUCKS INC		Interstate: Yes	
Date	Unit License	Unit Lic State	Violation Unit	Violation Description	Severity	OOS	Citation
02/09/2026	YP75317	CA	1	390.21TB1MC - Operating a CMV without legal name or trade name displayed	8	No	-
02/09/2026	YP75317	CA	1	390.21TB2DOT - Operate a CMV without USDOT number displayed. Must be preceded by the letters USDOT	4	No	-
02/09/2026	YP75317	CA	1	392.2SLLEQP - State/Local Laws - Violation of state and local law - Equipment violation.	5	No	-
02/09/2026	YP75317	CA	1	392.2SLLSR - State/Local Laws - State registration/tag violation	3	No	-
02/09/2026	YP75317	CA	1	393.60C - Damaged or discolored windshield	1	No	-
02/09/2026	YP75317	CA	D	395.8A1HOSP - HOS (PROPERTY) - FAILING TO HAVE A RECORD OF DUTY STATUS USING THE METHOD PRESCRIBED.	5	Yes	00NG0016Y
DOT No: 3797133		Docket No: MC1365234		Name: BOSS TRUCK LINE INC		Interstate: Yes	
Date	Unit License	Unit Lic State	Violation Unit	Violation Description	Severity	OOS	Citation
09/02/2025	YP75317	CA	-	-	-	-	-
12/03/2024	YP75317	CA	1	393.50DB - AIR BRAKE - MISSING OR DEFECTIVE DRAIN VALVE.	4	No	-
11/01/2024	YP75317	CA	1	396.17C - Operating a CMV without proof of a periodic inspection	4	No	-
11/01/2024	YP75317	CA	D	383.23A2 - Operating a CMV without a CDL	8	Yes	1RUS24110114040
11/01/2024	YP75317	CA	D	395.24C2IIELDTN - HOS (ELD) - Driver failing to manually input or verify CMV trailer number.	1	No	-
11/01/2024	YP75317	CA	D	395.24C2III - Driver failed to manually add shipping document number	1	No	-
08/06/2024	YP75317	CA	1	393.45B2 - Failing to secure brake hose/tubing against mechanical damage	4	No	-
07/21/2024	YP75317	CA	-	-	-	-	-
06/13/2024	YP75317	CA	-	-	-	-	-
04/12/2024	YP75317	CA	1	396.17CPI - OPERATING A CMV WITHOUT DOCUMENTATION OF A PERIODIC INSPECTION.	4	No	-
04/12/2024	YP75317	CA	D	395.24 - HOS (ELD) - ELD FORM AND MANNER	1	No	-
04/12/2024	YP75317	CA	D	395.30B1ELDDFR - HOS (ELD) - DRIVER FAILING TO REVIEW RECORDS AND CERTIFY THE ACCURACY OF THE INFORMATION.	1	No	-
04/12/2024	YP75317	CA	D	395.8EHOSPD - HOS (PROPERTY) - NO DRIVER MAY MAKE A FALSE REPORT IN CONNECTION WITH A DUTY STATUS. EXPLAIN:	7	No	-
01/06/2024	YP75317	CA	D	395.30B1 - Driver failed to certify the accuracy of the information gathered by the ELD	1	No	-
08/03/2023	YP75317	CA	D	392.2 - Operating a commercial motor vehicle not in accordance with the laws, ordinances, and regulations of the jurisdiction in which it is being operated - Unsafe Driving	0	No	-
07/14/2023	YP75317	CA	-	-	-	-	-
04/11/2023	YP75317	CA	D	391.41A - Driver not in possession of medical certificate	1	Yes	-



DOT No: 3584970		Docket No: MC1212280		Name: WARRIOR FREIGHT SERVICES LLC			Interstate: Yes	
Date	Unit License	Unit Lic State	Violation Unit	Violation Description	Severity	OOS	Citation	
08/11/2022	YP05444	CA	-	-	-	-	-	
09/28/2021	YP05444	CA	-	-	-	-	-	
06/23/2021	YP05444	CA	D	392.2LV - Lane Restriction violation	3	No	-	
06/18/2021	YP05444	CA	-	-	-	-	-	
06/17/2021	YP05444	CA	-	-	-	-	-	

DOT No: 3196239		Docket No: MC150222		Name: R TRUCKLINES INC			Interstate: Yes	
Date	Unit License	Unit Lic State	Violation Unit	Violation Description	Severity	OOS	Citation	
01/12/2021	XP95371	CA	-	-	-	-	-	
12/29/2020	XP95371	CA	D	395.8A - Failing to require driver to make a record of duty status	5	Yes	-	

Inspection Summary By Month (based on inspections from the last 4 years) ToC						
Year-Month	Number of Inspections	Number of Power Units	Total Violations	Total OOS Inspections	Total Severity Points	Number of Crashes
2026-02	1	1	6	1	26	0

Note: The most recent month's counts may not include all the inspections for that month.

VIN Inspection Violation Details ToC									
# of VINs: 2 # of Insp: 2 Severity Weight: 32 Avg. Weight/VIN: 16.0 (based on inspections in the last 4 years, showing top 50 VINs inspected most recently)									
VIN 3AKJHHR8MSMU8251		# of Inspections: 1		Total Severity: 26		Percentage of Total: 81.25%		Avg. Weight Per Inspection: 26.0	
Inspection Date	Inspection ID	Inspection State	Location Description	Total Severity	# of Violations	Shipper Name	Inspection Level	Post Accident	Out of Service
02/09/2026	87010827	CA	MADERA AREA	26	6		2	No	Yes
BASIC		Unit Type		Severity		Description		Out of Service	
		Truck Tractor		8		390.21TB1MC:Operating a CMV without legal name or trade name d		No	
		Truck Tractor		5		392.2SLEQP:State/Local Laws - Violation of state and local la		No	
Hours-Of-Serivce Compliance		Truck Tractor		5		395.8A1HOSP:HOS (PROPERTY) - FAILING TO HAVE A RECORD OF DUTY		Yes	
		Truck Tractor		4		390.21TB2DOT:Operate a CMV without USDOT number displayed. Must		No	
		Truck Tractor		3		392.2SLLSR:State/Local Laws - State registration/tag violatio		No	
Vehicle Maintenance		Truck Tractor		1		393.60C:Damaged or discolored windshield		No	
VIN 3H3V532K2NS018266		# of Inspections: 1		Total Severity: 6		Percentage of Total: 18.75%		Avg. Weight Per Inspection: 6.0	
Inspection Date	Inspection ID	Inspection State	Location Description	Total Severity	# of Violations	Shipper Name	Inspection Level	Post Accident	Out of Service
02/09/2026	87010827	CA	MADERA AREA	6	2		2	No	Yes
BASIC		Unit Type		Severity		Description		Out of Service	
Hours-Of-Serivce Compliance		Semi Trailer		5		395.8A1HOSP:HOS (PROPERTY) - FAILING TO HAVE A RECORD OF DUTY		Yes	
Vehicle Maintenance		Semi Trailer		1		393.60C:Damaged or discolored windshield		No	



Inspection History ToC						
Inspection Date	Report Number	Report State	PU VIN	TR VIN	Severity Weight	Time Weight
02/09/2026	UEQX001570	CA	3AKJHHR8MSMU8251 - Truck Tractor	3H3V532K2NS018266 - Semi Trailer		3
Power Unit Violation - State/Local Laws Violation: 390.21TB2DOT - Operate a CMV without USDOT number displayed. Must be preceded by the letters USDOT					4	
Power Unit Violation - State/Local Laws Violation: 392.2SLLEQP - State/Local Laws - Violation of state and local law - Equipment violation.					5	
Power Unit Violation - State/Local Laws Violation: 392.2SLLSR - State/Local Laws - State registration/tag violation					3	
Power Unit Violation - Vehicle Maintenance Violation: 393.60C - Damaged or discolored windshield					1	
Power Unit Violation - OOS Hours-Of-Service (HOS) Compliance Violation: 395.8A1HOSP - HOS (PROPERTY) - FAILING TO HAVE A RECORD OF DUTY STATUS USING THE METHOD PRESCRIBED.					5	
Power Unit Violation - State/Local Laws Violation: 390.21TB1MC - Operating a CMV without legal name or trade name displayed					8	
Only the first 20 inspections are shown. See the live report for more data.						

Crash Hot Spots ToC					
State	Level 1 (lowest crash frequency)	Level 2	Level 3	Level 4	Level 5 (highest crash frequency)
California	0	0	1	0	0
Total	0	0	1	0	0
Company Level: 3					

Equipment and Driver Details ToC						
MCS-150 Date	Equipment (Owned/Leased/Trip)			Driver Details		
	Tractors	Straight Trucks	Trailers	CDL's	Interstate	Intrastate
11/28/2025	1/0/0	0/0/0	0/1/0	1	1	0

Chameleon Type 1 - Chameleon issues highlighted in RED ToC										
DOT	Legal Name	MCS-150 Date	Physical Address	Mailing Address	Company Rep 1	Company Rep 2	Phone	Fax	Cell Phone	Email
3806973	FALCON TRUCKLINES INC	03/05/2026	3600 W GRANT LINE RD APT 734, TRACY, CA, 95304	3600 W GRANT LINE RD APT 734, TRACY, CA, 95304	ARSHDEEP SINGH		(408)-430-8505		(408)-430-8505	FALCONTRUCK LINES5@GMAIL.COM
3954582	ROAD X TRUCKING INC	02/25/2026	4668 N BARCUS AVE, FRESNO, CA, 93722-8656	4668 N BARCUS AVE, FRESNO, CA, 93722-8656	ARSHDEEP SINGH		(530)-744-0835			ROADX559@GMAIL.COM
4531918	CGS EXPRESS INC	02/12/2026	3771 W BENJAMIN HOLT DR APT 173, STOCKTON, CA, 95219-3315	3771 W BENJAMIN HOLT DR APT 173, STOCKTON, CA, 95219-3315	ARSHDEEP SINGH		(360)-303-2422			CGSEXPRESSION559@GMAIL.COM
4326401	KPT LOGISTICS LLC	01/28/2026	10475 CROSSPOINT BLVD STE 250, INDIANAPOLIS, IN, 46256	10475 CROSSPOINT BLVD STE 250, INDIANAPOLIS, IN, 46256	ARSHDEEP SINGH		(845)-800-3306		(845)-800-3306	kptlogistics01@gmail.com
4249484	B&M XPRESS INC	01/28/2026	1920 PRIMEWEST PKWY SUITE 700, KATY, TX, 77449	1920 PRIMEWEST PKWY SUITE 700, KATY, TX, 77449	ARSHDEEP SINGH		(917)-480-6352		(917)-480-6352	BMXPRESSINC@YAHOO.COM
4358021	SANDHU EAGLE INC	01/21/2026	923 DRY CREEK PL, LATHROP, CA, 95330	923 DRY CREEK PL, LATHROP, CA, 95330	ARSHDEEP SINGH		(510)-631-9060		(510)-631-9060	SANDHUEAGLE60@GMAIL.COM
3889543	2714571 ONTARIO INC	01/15/2026	39 TANAGER SQ, BRAMPTON, ON, L6Z 1X1	39 TANAGER SQ, BRAMPTON, ON, L6Z 1X1	ARSHDEEP SINGH		(647)-298-7401		(647)-298-7401	EASTERNLOGISTICS22@GMAIL.COM
4222123	UNITED FREIGHTLINES LLC	01/13/2026	1373 OLIVIA COURT, TRACY, CA, 95377	1373 OLIVIA COURT, TRACY, CA, 95377	ARSHDEEP SINGH		(350)-229-0185		(350)-229-0185	unitedfreightline silc@gmail.com
4510474	STALLION FREIGHTLINE INC	12/27/2025	7622 SANTOLINA DR, INDIANAPOLIS, IN, 46237	7622 SANTOLINA DR, INDIANAPOLIS, IN, 46237-3721	ARSHDEEP SINGH		(317)-391-4789			STALLIONINC79@GMAIL.COM
3909724	CHANDI 209 TRUCKING INC	12/19/2025	2897 BERING ST, MANTECA, CA, 95337	2897 BERING ST, MANTECA, CA, 95337	ARSHDEEP SINGH	PRABJIT SINGH	(209)-775-1259		(209)-775-1259	prabjits77@gmail.com



Carrier Software
1-800-646-5152
info@CarrierSoftware.com

CONFIDENTIAL - Intended for use by Amerigo Insurance Agency - Date: 3/10/2026

GODMAN TRUCKS INC - DOT# 4500414 / MC1780316

Chameleon Type 2 ToC						
VIN	Unit Type	Inspection Date	DOT No	Company Name	City	State